

2017-18



CANISIUS BASKETBALL GAME NOTES

#GRIFFS GAME 21

THE MATCHUP



**CANISIUS
GOLDEN GRIFFINS**
GoGriffs.com

AT



**IONA
GAELS**
ICGaels.com

2017-18 Record 12-8, 6-1 MAAC
Last Game W, 68-59 at Manhattan (1/19)
Head Coach Reggie Witherspoon
Career Record 229-252 (16th Season)
Record at Canisius 30-24 (2nd Season)

Points Leader Isaiah Reese (16.3 ppg)
Rebounds Leader Isaiah Reese (5.7 rpg)
Assists Leader Isaiah Reese (4.7 apg)
Blocks Leader Selvedin Planincic (1.1 bpg)
Steals Leader Isaiah Reese (2.3 spg)

2017-18 Record 12-7, 6-1 MAAC
Last Game W, 76-73 at Monmouth (1/19)
Head Coach Tim Cluess
Career Record 272-108 (12th Season)
Record at Manhattan 174-85 (8th Season)

Points Leader Rickey McGill (14.2 ppg)
Rebounds Leader TK Edogi (7.4 rpg)
Assists Leader Rickey McGill (4.9 apg)
Blocks Leader TK Edogi (0.8 bpg)
Steals Leader Rickey McGill (1.5 spg)

FASTBREAK POINTS

- Canisius closes out its New York City road trip today when the Golden Griffins play at defending MAAC champion Iona.
- Canisius is 12-8 overall and 6-1 in league play after the Blue and Gold defeated Manhattan 68-59 Friday night on the road.
- This marks just the third time (including 1996-97 and 2013-14) where the Griffins have started league play with a 6-1 record.
- Sophomore **Isaiah Reese** scored all 22 of his points in the win at Manhattan in the second half, highlighted by a career-high six makes from 3-point land.
- Reese was also credited with a career-high six steals in the win over the Jaspers. Those six steals are the most for a Canisius player since former Griff **Darnell Wilson** had eight steals at Saint Peter's Feb. 24, 2006.
- Senior **Jermaine Crumpton** scored 12 points in the win over Manhattan, his 16th-straight game with double-digit points in the scoring column.
- Sophomore **Malik Johnson** was credited with a game-high seven assists and was charged with no turnovers in the win over Manhattan. He ranks sixth in the MAAC (99th nationally) with 4.7 assists per game.

POSSIBLE STARTERS



#2 JERMAINE CRUMPTON
Sr. | F | 6-6 | 230 | **GP/GS: 20/20**
15.8 ppg • 4.8 rpg • 1.6 apg

- Program's active leader in career games played with 108.
- Ranks 14th in school history with 1,340 career points scored.
- Averaging 17.6 points per game in MAAC contests this year.
- Matched season-high with 24 points against Iona Dec. 31.
- Scored 10+ points in 16-straight games (70 times in career).



#10 SELVEDIN PLANINCIC
Sr. | C | 6-10 | 215 | **GP/GS: 20/9**
4.8 ppg • 3.2 rpg • 1.1 bpg

- Made his first career start vs. Elon Dec. 19.
- Griffs are 8-1 since he joined the starting line-up.
- Matched career-high with 11 points vs. Saint Peter's Jan. 12.
- Has a blocked shot in 10 of team's last 12 games.
- Ranks fourth in MAAC with 1.1 blocked shots per game.



#1 MALIK JOHNSON
So. | G | 5-10 | 155 | **GP/GS: 20/20**
7.6 ppg • 3.2 rpg • 4.7 apg

- Has made 54-straight starts for the Griffins.
- Had seven assists vs. zero TOs against Manhattan Friday.
- Ranks sixth in the MAAC (99th nationally) w/ 4.7 assists per game average.
- Leads the MAAC in assist-to-turnover ratio at 2.3.



#13 ISAIAH REESE
So. | G | 6-5 | 185 | **GP/GS: 20/20**
16.3 ppg • 5.8 rpg • 4.7 apg

- Ranks sixth in the MAAC in scoring average with his 16.3 points per game.
- Scored 22 points in the 2nd half vs. Manhattan Friday.
- Leads Canisius and ranks 10th in the MAAC with 5.8 rebs./game.
- Career-high six steals Friday night.



#15 TAKAL MOLSON
Fr. | G | 6-5 | 205 | **GP/GS: 20/20**
12.7 ppg • 4.5 rpg • 2.7 apg

- Named MAAC Rookie of the Week Jan. 15.
- Ranks third among MAAC freshmen in scoring average.
- His 89 FTAs leads the team and ranks 192nd nationally.
- A Buffalo native, he set the Canisius record for points by a true freshman in his collegiate debut with 25 at Buffalo Nov. 11.

2017-18 SCHEDULE & RESULTS

>>
RECORDS

| OVERALL RECORD | 12-8 |
|----------------------|------|
| MAAC | 6-1 |
| NON-CONFERENCE | 6-7 |
| HOME | 7-1 |
| AWAY | 3-7 |
| NEUTRAL | 2-0 |

| DATE | OPPONENT | TV/WEB | TIME |
|------|----------------------------|---------------|-----------|
| N11 | at Buffalo | ESPN3 | L, 80-75 |
| N14 | at Air Force! | MW Network | L, 93-79 |
| N18 | YOUNGSTOWN STATE | ESPN3 | W, 104-84 |
| N21 | at Tennessee State | OVC Network | L, 60-52 |
| N24 | vs. Texas State! # | -- | W, 68-62 |
| N25 | vs. Arkansas Pine Bluff! # | -- | W, 81-58 |
| N26 | at Pacific! | TheW.tv | L, 80-58 |
| D2 | DARTMOUTH | ESPN3 | W, 73-60 |
| D6 | ST. BONAVENTURE | ESPN3 | L, 73-65 |
| D9 | at Evansville | ESPN3 | L, 65-58 |
| D16 | at Albany | ESPN3 | L, 68-65 |
| D19 | ELON | ESPN3 | W, 67-51 |
| D22 | at Robert Morris | NEC Front Row | W, 76-62 |
| D29 | RIDER * | ESPN3 | W, 77-76 |
| D31 | IONA * | ESPN3 | W, 85-78 |
| J5 | at Quinnipiac * | ESPN3 | W, 82-74 |
| J7 | at Siena * | ESPN3 | L, 65-62 |
| J12 | SAINT PETER'S * | ESPN3 | W, 70-58 |
| J14 | MONMOUTH * | ESPN3 | W, 94-79 |
| J19 | at Manhattan * | ESPNU | W, 68-59 |
| J21 | at Iona * | ESPN3 | TODAY |
| J27 | NIAGARA * | ESPN3 | 7 p.m. |
| F2 | at Marist * | ESPN3 | 7 p.m. |
| F4 | at Saint Peter's * | MAAC.tv | 2 p.m. |
| F8 | SIENA * | ESPN3 | 7 p.m. |
| F10 | QUINNIPIAC * | ESPN3 | 2 p.m. |
| F12 | FAIRFIELD * | ESPN3 | 7 p.m. |
| F16 | at Monmouth * | ESPN3 | 7 p.m. |
| F18 | at Rider * | MAAC.tv | 2 p.m. |
| F21 | at Niagara * | MAAC.tv | 7 p.m. |
| F25 | MARIST * | ESPN3 | 2 p.m. |

Schedule Notes:

- ! - Men Against Breast Cancer Showcase
- # - games played at Pacific (Stockton, Calif.)
- * - Metro Atlantic Athletic Conference game

HOW TO FOLLOW

ESPN 3

John Brickley (p-x-p)
Vin Parise (color)

102.9fm
WECK
1230am
Buffalo's Very Own

Ben Wagner (p-x-p)



@Griffs_MBB



Griffs_MBB

CONTACT: Matt Reitnour | reitnourm@canisius.edu | (716) 316-7362
@MRreitnour82 | @Griffs_MBB | @GoGriffs

ROSTER AND TEAM INFO

NUMERICAL ROSTER

| No. | Name | Cl. | Pos. | Ht. | Wt. | Hometown | Last School |
|-----|--------------------|-----|------|------|-----|---------------------|----------------------------|
| 1 | Malik Johnson | So. | G | 5-10 | 155 | Richmond, Va. | Blue Ridge School |
| 2 | Jermaine Crumpton | Sr. | F | 6-6 | 230 | Niagara Falls, N.Y. | Niagara Falls |
| 3 | Jonathan Sanks | Jr. | G | 6-4 | 200 | Warner Robins, Ga. | Spartanburg Methodist J.C. |
| 4 | Jalanni White | Fr. | F | 6-7 | 190 | New Haven, Conn. | Notre Dame-West Haven |
| 5 | D.J. Heath | Fr. | G | 6-0 | 180 | Anniston, Ala. | Sacred Heart |
| 10 | Selvedin Planincic | Sr. | C | 6-11 | 210 | Sherbrooke, Quebec | Indian Hills C.C. |
| 11 | Marcale Lotts | Jr. | F | 6-8 | 230 | New Orleans, La. | Jacksonville College |
| 13 | Isaiah Reese | So. | G | 6-5 | 185 | Miami, Fla. | DME Academy |
| 14 | Spencer Foley | So. | G | 6-7 | 190 | Chicago, Ill. | Commonwealth Academy |
| 15 | Takal Molson | Fr. | G | 6-5 | 205 | Buffalo, N.Y. | TAAG Academy |
| 21 | Scott Hitchon | Fr. | F | 6-8 | 210 | Whitby, Ontario | Thornlea Secondary |
| 22 | Jibreel Faulkner | Jr. | F | 6-8 | 200 | Washington, D.C. | San Jacinto J.C. |
| 23 | Dantai St. Louis | So. | F | 6-8 | 235 | Brampton, Ontario | Orangeville Prep |
| 25 | Shaquille Evans | So. | G | 6-5 | 218 | Nassau, Bahamas | Atlanta Metro |
| 32 | Andrew Crombie | Fr. | G | 6-3 | 175 | Buffalo, N.Y. | Maryvale |
| 34 | Talmadge James | Fr. | G | 6-2 | 170 | Buffalo, N.Y. | Kenmore West |

PRONUNCIATION GUIDE

| | |
|--------------------|-----------------------------------|
| Jalanni White | jah-LON-ee |
| Selvedin Planincic | sell-vah-DIN plannin-CHICH |
| Marcale Lotts | mar-KEL |
| Takal Molson | tah-CALL |
| Dantai St. Louis | don-TAY St. Louis (like the city) |
| Jibreel Faulkner | jah-BREAL faulk-NUR |

COACHING STAFF

| | |
|-----------------------------------|--|
| Head Coach | Reggie Witherspoon (Empire State '95) |
| Assistant Coach | Chris Hawkins (Radford '92) |
| Assistant Coach | Larry Blunt (James Madison '05) |
| Assistant Coach | Eddie Shannon (Florida '99) |
| Director of Basketball Operations | Jake Kroll (University at Buffalo '15) |
| Athletic Trainer | Jake Janicki (Indiana '11) |
| Athletic Performance Coach | Michael Guzda (Cincinnati '93) |
| Team Physician | Dr. Keith Stube |
| Academic Counselor | Hilary Andelora |
| Student Managers | Austin Buschang, Quinn Imiola |

MEDIA INFORMATION

WITHERSPOON AVAILABILITY

All interview requests for head coach Reggie Witherspoon should be directed to Matt Reitnour in the Canisius Athletic Communications office. Coach Witherspoon will be available to the media every Wednesday prior to the start of practice. Postgame press conferences will be held after each game, home and away.

PLAYER INTERVIEWS

All player interview must be arranged through Matt Reitnour in the Canisius Athletic Communications office at least two days in advance. Along with coach Witherspoon, players will be available to the media every Wednesday prior to the start of practice. There is NO player availability on game day prior to tipoff. The Canisius locker room is closed.

CREDENTIALS

Single-game press credentials are issued to accredited members of the working media. Requests for credentials should be submitted to Matt Reitnour at least five days in advance. Credentials can be picked up 90 minutes ahead of tipoff on game days. Parking is provided as available (see PARKING NOTE, please).

MEDIA WORK ROOM

The Canisius media work room is located on the second floor of the Koessler Athletic Center, across from the weight room. The work room opens 90 minutes before tip and is open for two hours after the game.

PRESS ROW SEATING

All credentialed media is permitted to sit on press row in the Koessler Athletic Center. Because of limited space, working media is given first priority for seating on game day. To reserve working space on press row, media is asked to contact Matt Reitnour in the Canisius Athletic Communications office at least 24 hours in advance of tipoff.

PARKING

All credentialed media is permitted to park in the lower lot of the Koessler Athletic Center (located on the south side of the building). Parking space for credentialed media is limited, and all parking requests must be submitted to Matt Reitnour in the Canisius Athletic Communications office 24 hours in advance of game time.

HOME LIVE STATS

Media can access live stats through canisius.statbroadcast.com for all home games.

QUICK FACTS

CANISIUS COLLEGE

| | |
|-----------------------------|------------------------------------|
| Location | Buffalo, NY |
| Founded | 1870 |
| Enrollment | 3,171 |
| Nickname | Golden Griffins |
| Colors | Blue & Gold |
| Home Court | Koessler Athletic Center (2,196) |
| Affiliation | NCAA Division I |
| Conference | Metro Atlantic Athletic Conference |
| President | John J. Hurley |
| Director of Athletics | Bill Maher |
| Athletic Department Website | GoGriffs.com |
| Athletic Department Twitter | @GoGriffs |
| Athletic Department Phone | (716) 888-2972 |

BASKETBALL HISTORY

| | |
|-------------------------------------|----------------------------|
| First Year of Basketball | 1903-04 |
| All-Time Record | 1,283-1,246 (114th season) |
| All-Time MAAC Record | 212-281 (29th season) |
| NCAA Tournament Years (Record)/Last | 4, (4-6), 1996 |
| NIT Years (Record)/Last | 5 (5-6)/1995 |
| CIT Years (Record)/Last | 4 (4-4)/2017 |
| 20-Win Seasons, Last | 8, 2013-14 |

COACHING STAFF

| | |
|--------------------------|---------------------------------|
| Head Coach | Reggie Witherspoon |
| Alma Mater | Empire State '95 |
| Overall Record (years) | 228-252 (16th year) |
| Record at Canisius | 30-24 (2nd year) |
| Basketball Office | (716) 888-2971 |
| Best time to reach coach | Contact SID |
| Assistant Coach | Chris Hawkins (Radford '92) |
| Assistant Coach | Larry Blunt (James Madison '05) |
| Assistant Coach | Eddie Shannon (Florida '99) |
| Director of Operations | Jake Kroll (Buffalo '15) |
| Athletic Trainer | Jake Janicki (Indiana '11) |
| Athletic Performance | Michael Guzda (Cincinnati '93) |

2017-18 TEAM

| | |
|------------------------------|------------------------------------|
| Letterwinners Returning/Lost | 7/6 |
| Starters Returning/Lost | 2/3 |
| 2016-17 Overall | 18-16 (H: 7-7; A: 10-8; N: 1-1) |
| 2016-17 MAAC | 10-10 (H: 5-5; A: 5-5) |
| 2016-17 MAAC Finish | T6th out of 11 |
| 2017 MAAC Tournament | QFinals, L 61-58 vs. Saint Peter's |

CANISIUS ATHLETIC COMMUNICATIONS

| | |
|---------------------------------------|-----------------------|
| Assistant AD for Communications (MBB) | Matt Reitnour |
| Email | reitnoum@canisius.edu |
| Office Phone | (716) 888-8265 |
| Cell Phone | (716) 316-7362 |
| Twitter | @MReitnour82 |
| Press Row Phone | (716) 316-7362 |
| MBB Twitter | @Griffs_MBB |
| MBB Instagram | Griffs_MBB |
| Department Facebook | /GoGriffs |



GAMEDAY INFO

TALE OF THE TAPE

| CAN | STAT | ION | CAN | STAT | ION |
|------|----------------------|------|------|------------------------|------|
| 72.9 | Points Per Game | 78.1 | .717 | Free-Throw Pct. | .754 |
| 69.2 | Opp. Points Per Game | 74.8 | 32.7 | Rebounds Per Game | 34.3 |
| .467 | Field Goal Pct. | .450 | 33.1 | Opp. Rebounds Per Game | 36.5 |
| .436 | Opp. Field Goal Pct. | .457 | 16.8 | Assists Per Game | 16.1 |
| 9.0 | 3-Pt. FGs Per Game | 10.5 | 14.3 | Turnovers Per Game | 12.6 |
| .348 | 3-Pt. FG Pct. | .391 | 6.2 | Steals Per Game | 6.7 |
| .321 | Opp. 3-Pt. FG Pct. | .350 | 3.2 | Blocks Per Game | 3.1 |

CANISIUS - IONA SERIES HISTORY

- This is the 73rd meeting between these two schools and Iona leads the series 40-32.
- Canisius has won each of the last two meetings between these two programs after the Griffs scored an 85-78 win at home on New Year's Eve. In the last 10 games between these two squads, the Gaels hold a 6-4 advantage.
- Iona's last four victories in this series have come by an average of 16.8 points per game.
- Canisius is 7-22 all-time in the Hynes Athletic Center. The Griffs' last win in this building came Jan. 17, 2014.

ABOUT THE GAELS

- Iona comes into today's game with an overall record of 12-7 to go with a 6-1 mark in MAAC play.
- The Gaels are coming off a 76-73 win at Monmouth on Friday. Iona has won five straight since losing to Canisius on the road Dec. 31.
- As a team, Iona is averaging 78.1 points per game, which ranks third in the league, while allowing 74.8 points per game, which is fourth-best in the conference.
- Iona leads the MAAC and ranks 18th in the nation with 10.5 3-point field goals per game. Six different Gaels have made 25-or more 3-point field goals this season.
- Junior **Rickey McGill** leads the team in scoring average with 14.2 points per game, which ranks 11th in the MAAC. In seven MAAC games to dates, McGill is good for 15.7 points per outing, which is 10th best in the MAAC.
- Senior **Deyshonne Much** leads the team with 46 3-point field goals, and he ranks sixth in the MAAC with 2.4 3-point makes per game.

LAST TIME vs. THE GAELS

BUFFALO, N.Y. (Dec. 31, 2017) - Senior **Jermaine Crumpton** matched a season-high with 24 points, and freshman **Takal Molson** added 21 points and nine rebounds as the host Golden Griffins defeated Iona 85-78 in the Koessler Athletic Center. Iona came out of the gate on fire, jumping out to a 12-point lead midway through the first half, but the Blue and Gold closed the first half on an 18-0 run to take a 43-29 lead into the intermission. In the second half, Iona led by two at 55-53 midway through the second stanza, but a 6-2 run by Canisius allowed the Griffs to regain a lead they would not give back. Sophomore **Isaiah Reese** scored 12 of his 18 points in the game's second half and junior **Jonathan Sanks** came off the bench to add 10 points to the Griffs' winning effort.

NEXT UP

- Canisius will return home to play long-time rival Niagara in the Koessler Athletic Center Jan. 27. Game time in the Koessler Athletic Center is set for 7 p.m., and the game will be broadcast live on ESPN3.
- The Griffs and Purple Eagles will be meeting for the 182nd time in series history. Niagara leads the series 99-82.
- Niagara swept Canisius in the 2016-17 regular-season series.

SERIES HISTORY VS. IONA

All-Time Series Iona leads 40-32
At Canisius Canisius leads 22-12
At Iona Iona leads 24-7
At Neutral Site Iona leads 4-3
Postseason Iona leads 4-3

Current Streak Canisius won 2
Last 5 Games Iona leads 3-2

Overtime Games Canisius leads 3-1
Five-Point Games Series tied 11-11

Canisius

Most Points 99, 12/07/1963
Largest Victory 30, 12/01/1960

Iona

Most Points 105, 02/02/2012
Largest Victory 37, 02/03/2006

LAST 10 GAMES VS. IONA (3-7)

| DATE | SITE | RESULT |
|------------|------|-----------|
| 02/09/2014 | H | L, 101-91 |
| 03/09/2014 | N | L, 75-72 |
| 01/10/2015 | A | L, 79-76 |
| 01/18/2015 | H | W, 78-74 |
| 02/05/2016 | H | L, 84-66 |
| 02/28/2016 | A | L, 86-78 |
| 03/04/2016 | N | L, 73-55 |
| 01/08/2017 | A | L, 98-75 |
| 02/14/2017 | H | W, 89-83 |
| 12/31/2017 | H | W, 85-78 |

bold = MAAC Tournament game

CURRENT ROSTER VS. IONA

| PLAYER | GP | PPG | RPG | SERIES HIGH PTS |
|--------------|----|------|-----|-----------------------|
| M. Johnson | 3 | 5.7 | 4.0 | 7 at ION (01/08/17) |
| J. Crumpton | 8 | 14.0 | 4.6 | 24 vs. ION (12/31/17) |
| J. Sanks | 1 | 10.0 | 1.0 | 10 vs. ION (12/31/17) |
| J. White | 1 | 0.0 | 4.0 | -- |
| D.J. Heath | 0 | 0.0 | 0.0 | -- |
| S. Planincic | 2 | 1.0 | 2.0 | 2 vs. ION (12/31/17) |
| M. Lotts | 1 | 2.0 | 1.0 | 2 vs. ION (12/31/17) |
| I. Reese | 3 | 9.3 | 5.3 | 18 vs. ION (12/31/17) |
| S. Foley | 2 | 5.5 | 0.5 | 8 at ION (01/08/17) |
| T. Molson | 1 | 21.0 | 9.0 | 21 vs. ION (12/31/17) |
| S. Hitchon | 0 | 0.0 | 0.0 | -- |
| J. Faulkner | 1 | 0.0 | 0.0 | -- |
| D. St. Louis | 2 | 1.0 | 1.0 | 2 at ION (01/08/17) |

THE GRIFFS AT A GLANCE

| # | PLAYER | GP-GS | PPG | RPG | MISC. | NEWS & NOTES |
|----|-------------------------------------|-------|------|-----|----------|--|
| 1 | Malik Johnson (5-10, 155, So.) | 20-20 | 7.6 | 3.2 | 4.7 apg | Seven assists vs. zero TOs at Manhattan |
| 2 | Jermaine Crumpton (6-6, 230, Sr.) | 20-20 | 15.8 | 4.8 | 1.6 apg | Has scored 10+ points in 16-straight games |
| 3 | Jonathan Sanks (6-4, 200, Jr.) | 18-0 | 4.1 | 1.4 | 0.9 apg | Good for 7.6 ppg in seven MAAC games |
| 4 | Jalanni White (6-7, 190, Fr.) | 18-3 | 2.5 | 2.1 | 0.6 bpg | Matched career-high w/ 8 pts at Manhattan |
| 5 | D.J. Heath (6-0, 180, Fr.) | 13-0 | 0.5 | 0.4 | 0.2 apg | Playing 5.7 minutes per game in last 3 outings |
| 10 | Selvedin Planincic (6-11, 215, Sr.) | 20-9 | 4.8 | 3.2 | 1.1 bpg | Team is 8-1 since he moved to starting line-up |
| 11 | Marcalle Lotts (6-8, 230, Jr.) | 20-8 | 1.7 | 1.7 | 62.5 FG% | Averaging 10.2 minutes per game |
| 13 | Isaiah Reese (6-5, 185, So.) | 20-20 | 16.3 | 5.8 | 4.7 apg | Leads the MAAC with 2.3 steals per game |
| 14 | Spencer Foley (6-7, 190, Fr.) | 19-0 | 6.2 | 1.6 | 0.8 apg | Ninth in MAAC in 3-pt. FG% (40.6 pct.) |
| 15 | Takal Molson (6-5, 205, Fr.) | 20-20 | 12.7 | 4.5 | 2.7 apg | Named MAAC Rookie of the Week Jan. 15 |
| 21 | Scott Hitchon (6-8, 210, Fr.) | 15-0 | 1.7 | 1.1 | 0.5 bpg | Has a blocked shot in 3 of last 5 games |
| 22 | Jibreel Faulkner (6-8, 200, Jr.) | 4-0 | 4.0 | 1.8 | 0.5 apg | Career-high 12 points vs. Monmouth |
| 23 | Dantai St. Louis (6-8, 245, So.) | 2-0 | 0.0 | 0.0 | 1.0 bpg | Played first game of 17-18 season vs. Elon |
| 25 | Shaquille Evans (6-5, 218, So.) | 3-0 | 0.0 | 0.3 | -- | walk-on; had first career rebound Nov. 25 |
| 32 | Andrew Crombie (6-3, 175, Fr.) | 0-0 | -- | -- | -- | joined program as a walk-on in September |
| 34 | Talmadge James (6-2, 170, Fr.) | 0-0 | -- | -- | -- | joined program as a walk-on in September |

GAMEDAY SPOTLIGHT



ISAIAH REESE

- Scored all 22 of his points Friday in the win over Manhattan in the game's second half.
- Also grabbed four rebounds to go with six assists and a career-high six steals in the win over the Jaspers.
- Averaging 2.3 steals per game, which ranks 22nd in the nation.

CURRENT EVENTS

CANISIUS IN MAAC PLAY

- ▶ Canisius comes into today's game against Iona with a 6-1 record in MAAC play this season after the team defeated Manhattan 68-59 Friday night.
- ▶ This marks the third time in program history where Canisius has started league play with a 6-1 record, and it is the first occasion since 2013-14. Prior to the 2013-14 season, Canisius' only other 6-1 start in league play came in 1996-97.
- ▶ This will be the 494th MAAC regular-season game in program history for Canisius. The Griffs are 212-281 in MAAC games all-time.
- ▶ Last season, Canisius went 10-10 in league play, the fourth time the program was .500 or better in conference action in the last five seasons.

DEFENDING MAIN STREET

- ▶ Canisius moved to 7-1 at home this season with the team's 94-79 win over Monmouth Jan. 14. The Griffs have won those seven games by an average margin of 12.0 points per game.
- ▶ Canisius went 7-7 at home last season, extending the program's string of finishing .500 or better at home to five-straight seasons.

58 SEEMS TO BE A THEME

- ▶ The 58 points scored by Saint Peter's Jan. 12 in the Griffs' 70-58 victory over the Peacocks matches the mark for fewest points scored by a MAAC team against the Blue and Gold in two seasons under head coach **Reggie Witherspoon**.
- ▶ Last season, Canisius held two MAAC rivals (Marist and Fairfield) to 58 points in a game - and both contests were played in the Koessler Athletic Center. The Blue and Gold went 1-1 in those two games.
- ▶ After holding Manhattan to 59 points in Friday's road win, the Griffs have held 10 opponents to 65-points or less this year. Last season, Canisius held just four teams to 65-points or less in a game.

KEEPING IT LOW

- ▶ The 51 points scored by Elon Dec. 19 are the fewest for a Canisius opponent under second-year head coach **Reggie Witherspoon**.
- ▶ That 51-point defensive effort against Elon is the lowest points allowed for a Canisius opponent since Monmouth scored 44 against the Griffs Feb. 9, 2015.

GETTING DEFENSIVE

- ▶ As a team, Canisius ranks second in the MAAC and 104th in the nation in scoring defense, allowing opponents to score an average of 69.2 points per game.
- ▶ On this date last year, Canisius ranked 11th in the MAAC and 322nd in the nation in scoring defense, allowing 80.0 points per contest.
- ▶ In the Griffs' win over Manhattan on Friday, Canisius held the host Jaspers without a field goal for 7:34 down the stretch, with seven of Manhattan's final 14 points in the game's last 9:29 coming from the free-throw line.

NO THREES FOR YOU

- ▶ The Griffs held Saint Peter's to a 6-for-23 effort from 3-point land in Canisius' 70-58 victory Jan. 12. The Peacocks ended the game shooting just 26.1 percent from behind the arc.
- ▶ Coming into this game, Canisius leads the MAAC and 65th in the nation in 3-point field goal percentage defense, with opposing teams shooting just 32.1 percent against the Blue and Gold from long-range.
- ▶ Prior to the Monmouth game Jan. 14, Canisius had held 10-straight opponents under 37 percent from 3-point land for the game. The Hawks shot 40 percent (6-for-15) from long-range in the Griffs' 94-79 victory.
- ▶ In all, 14 opponents have shot 37 percent or lower from 3-point range against Canisius this season. The Griffs are 8-6 in those 14 contests.

HITTING ON A HIGH PERCENTAGE

- ▶ The Griffs start today's contest shooting 46.7 percent from the field, with the team connecting on 522-of-1,118 shots from the field.
- ▶ Canisius, which leads the MAAC and ranks 87th nationally in field goal shooting percentage, has shot better than 45 percent from the field in 10 games this season after the team shot 52.1 percent from the field in the win over Saint Peter's Jan. 12.
- ▶ The Griffs rank 16th nationally in traditional two-point field goal percentage, hitting on 56.9 percent of their shots from inside the 3-point arc.
- ▶ Through 20 games, 47.0 percent of the Griffs' offense has come from inside the 3-point line, the highest percentage in that category for the team since the 2014-15 campaign.

CAREER STARTS

| PLAYER | 14-15 | 15-16 | 16-17 | 17-18 | TOT | Strk | GMs |
|-----------------------|-------|-------|-------|-------|-----|------|-----|
| 2 Jermaine Crumpton | 3 | 0 | 34 | 20 | 57 | 54 | 108 |
| 1 Malik Johnson | -- | -- | 34 | 20 | 54 | 54 | 54 |
| 13 Isaiah Reese | -- | -- | 1 | 20 | 21 | 20 | 54 |
| 15 Takal Molson | -- | -- | -- | 20 | 20 | 20 | 20 |
| 10 Selvedin Planincic | -- | -- | 0 | 9 | 9 | 9 | 47 |
| 11 Marcale Lotts | -- | -- | -- | 8 | 8 | -- | 20 |
| 4 Jalanni White | -- | -- | -- | 3 | 3 | -- | 18 |

CAREER SCORING

| PLAYER | YEARS | POINTS |
|-----------------------|------------|--------|
| 1. Ray Hall | 1981-85 | 2,226 |
| 5. Bill O'Connor | 1960-63 | 1,630 |
| 10. Darren Fenn | 1997-01 | 1,414 |
| 11. Billy Baron | 2012-14 | 1,405 |
| 12. Phil Valenti | 2013-17 | 1,353 |
| 13. Brian Smith | 1984-88 | 1,349 |
| 14. Jermaine Crumpton | 2014-Pres. | 1,340 |
| 15. Darnell Wilson | 2003-07 | 1,331 |



JERMAINE CRUMPTON

- ▶ Scored 12 points in the win over Manhattan; his 16th-straight double-digit scoring effort.
- ▶ Starts today ranked 14th in school history with 1,340 career points scored.

MAAC STANDINGS

| SCHOOL | CONF. | PCT. | PF | PA | OVERALL | PCT. | PF | PA | HOME | AWAY | NEUTRAL | LAST 10 | STREAK |
|---------------|-------|------|------|------|---------|------|------|------|------|------|---------|---------|--------|
| Iona | 6-1 | .857 | 81.6 | 74.0 | 12-7 | .632 | 78.1 | 74.8 | 6-0 | 5-4 | 1-3 | 7-3 | W5 |
| Canisius | 6-1 | .857 | 76.9 | 69.9 | 12-8 | .600 | 72.9 | 69.2 | 7-1 | 3-7 | 2-0 | 8-2 | W3 |
| Rider | 5-2 | .714 | 83.3 | 77.3 | 12-7 | .632 | 82.5 | 78.6 | 5-1 | 5-6 | 2-0 | 7-3 | W1 |
| Niagara | 5-2 | .714 | 81.6 | 80.4 | 12-8 | .600 | 83.1 | 84.8 | 5-5 | 7-3 | 0-0 | 8-2 | W5 |
| Manhattan | 4-3 | .571 | 70.6 | 70.7 | 9-10 | .474 | 68.2 | 69.3 | 5-2 | 3-4 | 1-4 | 5-5 | L1 |
| Quinnipiac | 3-4 | .429 | 70.6 | 78.6 | 6-13 | .316 | 70.8 | 77.4 | 4-4 | 2-7 | 0-2 | 3-7 | L2 |
| Marist | 2-4 | .333 | 78.0 | 80.3 | 4-14 | .222 | 74.1 | 82.6 | 3-5 | 1-5 | 0-4 | 3-7 | L1 |
| Saint Peter's | 2-5 | .286 | 71.9 | 70.9 | 8-10 | .444 | 68.6 | 68.6 | 5-1 | 2-8 | 1-1 | 4-6 | L3 |
| Siena | 2-5 | .286 | 66.7 | 69.7 | 6-14 | .300 | 69.4 | 75.8 | 5-5 | 1-9 | 0-0 | 4-6 | W1 |
| Fairfield | 1-5 | .167 | 68.7 | 76.0 | 6-11 | .353 | 71.1 | 75.7 | 4-2 | 1-9 | 1-0 | 3-7 | L5 |
| Monmouth | 1-5 | .167 | 74.3 | 78.2 | 5-13 | .278 | 74.2 | 77.7 | 3-3 | 2-9 | 0-1 | 2-8 | L3 |

CURRENT EVENTS

THE GRIFFS NOT AFRAID TO SHOOT FROM DEEP

- ▶ Canisius comes into today's game with 179 makes from 3-point land, good for an average of 9.0 per contest. Canisius ranks 43rd nationally in total 3-point field goals made and 66th in 3-point field goals per game average.
- ▶ The Griff's drained 14 3-pointers in the team's win over Monmouth Jan. 14. The team has made 10-or more treys 59 times since the start of the 2012-13 season.
- ▶ Canisius hit a total of 309 3-point field goals last season, the second-makes from long range in school history.

DROPPING DIMES

- ▶ Canisius comes into today's game leading the MAAC and 33rd in the nation in assists per game with 16.8 per contest.
- ▶ The Blue and Gold dished out 22 assists on 24 makes in the team's win over Manhattan on Friday night. According to kenpom.com, the Griff's rank seventh in the nation in assists-to-field goal percentage, with 64.2 percent (335-of-522) of the team's baskets this season coming off assists.
- ▶ After being credited with those 22 assists against Manhattan on Friday, the Griff's 335 total assist this year ranks 16th in the nation.
- ▶ The Griff's ended the 2016-17 season with a school-record 601 total assists as a team, and the squad's 17.7 assists per game average ranked sixth-best in the nation.

GRIFFS IMPROVING AT THE STRIPE

- ▶ As a team, Canisius is shooting 71.7 percent (236-for-329) from the free-throw line this season. That ranks third in the MAAC and 158th nationally.
- ▶ Canisius entered the Iona game Dec. 31 shooting just 59.6 percent (34-for-59) from the free-throw line in the team's previous five games. However, in the Blue and Gold's last six games, the Griff's are shooting 79.1 percent (102-for-129) from the stripe as a team.
- ▶ Canisius' 40 trips to the free-throw line in the win over Monmouth Jan. 14 are the most for the team since the team took 44 shots from the charity stripe in a MAAC Championship game against Niagara March 3, 2016.
- ▶ The Griff's went to the line just nine times in the team's loss at Siena Jan. 7. That game marked the fifth time this season where the Blue and Gold went to the line fewer than 10 times for a game. All five of those games (at Tennessee State, at Pacific, at Evansville, at Albany and at Siena) were road games, and all five of those games were losses for the Blue and Gold.

TAKING CARE OF THE BALL

- ▶ Canisius enters today's game averaging 14.3 turnovers per game after the Griff's gave the ball away a 10 times in the win over Manhattan Friday night.
- ▶ In the Griff's road loss at Siena Jan. 7, Canisius set a program record for fewest turnovers in a MAAC game with three, besting the previous record of four, which was recorded four times, most recently at Fairfield Feb. 1, 2014.
- ▶ The Blue and Gold has improved on its turnover rate recently, and in turn, have cut down opposing teams scoring points off turnovers. In the team's first seven games, Canisius was allowing 20 points per game off turnovers, but in the last 13 contests, that average is down to 15.9 points per contest.
- ▶ The Griff's 14.3 turnovers per game ranks sixth in the MAAC and 253rd in the country.

THAT 70s SHOW

- ▶ Canisius improved to 9-2 this season when scoring 70-or more points in a game after the team defeated Monmouth 94-79 Jan. 14 at home.
- ▶ Dating back to last season, the Griff's are 27-10 when posting 70 points or more on the scoreboard.
- ▶ In this current stretch where the Griff's have won eight of their last nine games, Canisius has scored 70-or more points six times and the Blue and Gold has scored six victories.

GRIFFS GO SHARPIE

- ▶ The Griff's are 65-1 since the start of 2013-14 when leading at the 2:00 mark of the second half of a game.
- ▶ The Griff's are 59-6 since 2013-14 when leading at the 5:00 mark in the second half. One of those six losses came this season, as Canisius led Buffalo 69-68 at the 5:00 mark Nov. 11, before the host Bulls stormed back to score an 80-75 victory.

PROTECT THIS HOUSE

- ▶ The Griff's own an all-time record of 229-135 (.629 win percentage) in the Koessler Athletic Center. The team is 108-103 (.512 win percentage) since 2001.
- ▶ Canisius did not use the Koessler Center as its main home venue until 1999-00.

17-18 Team Statistics

| Category | Figure | MAAC | NCAA |
|-----------------------------|--------|------|-------|
| Scoring Offense | 72.9 | 6th | 210th |
| Scoring Defense | 69.2 | 2nd | 104th |
| Scoring Margin | +3.7 | 2nd | 152nd |
| Field Goal Pct. | .467 | 1st | 87th |
| FG Pct. Defense | .436 | 3rd | 177th |
| 3-Pt. FG Pct. | .348 | 9th | 195th |
| 3-Pt. FGs Per Game | 9.0 | 4th | 65th |
| 3-Pt. FG Pct. Defense | .321 | 1st | 54th |
| Free-Throw Pct. | .717 | 3rd | 158th |
| Rebounding Avg. | 32.7 | 9th | 316th |
| Opponent Reb. Avg. | 33.1 | 1st | -- |
| Rebounding Margin | -0.4 | 4th | 259th |
| Offensive Rebounds | 9.4 | 6th | 297th |
| Defensive Rebounds | 23.4 | 9th | 285th |
| Assists Per Game | 16.8 | 1st | 33rd |
| Steals Per Game | 6.2 | 5th | 202nd |
| Blocks Per Game | 3.2 | 4th | 206th |
| Turnovers Per Game | 14.3 | 6th | 253rd |
| Turnover Margin | -0.3 | 5th | 212th |
| Assist-TO Ratio | 1.2 | 2nd | 99th |

Player Statistics

| Player | Figure | MAAC | NCAA |
|---------------------------------|--------|------|-------|
| Scoring Avg. | | | |
| Isaiah Reese | 16.3 | 6th | 207th |
| Jermaine Crumpton | 15.8 | 7th | 237th |
| Rebounding Avg. | | | |
| Isaiah Reese | 5.8 | 10th | -- |
| Field Goal Pct. | | | |
| Isaiah Reese | .487 | 9th | 146th |
| Assist Per Game | | | |
| Isaiah Reese | 4.7 | 5th | 92nd |
| Malik Johnson | 4.7 | 6th | 99th |
| Assist-to-Turnover Ratio | | | |
| Malik Johnson | 2.3 | 1st | 81st |
| Isaiah Reese | 1.8 | 5th | 204th |
| 3-pt. FGs Per Game | | | |
| Isaiah Reese | 2.7 | 5th | 101st |
| 3-pt. FG Pct. | | | |
| Spencer Foley | .406 | 9th | -- |
| Free-Throw Pct. | | | |
| Isaiah Reese | .917 | 1st | -- |
| Jermaine Crumpton | .841 | 5th | 109th |
| Steals Per Game | | | |
| Isaiah Reese | 2.3 | 1st | 22nd |
| Blocks Per Game | | | |
| Selvedin Planincic | 1.1 | 5th | 221st |
| Def. Reb. Per Game | | | |
| Isaiah Reese | 5.2 | 3rd | 173rd |
| Mins. Per Game | | | |
| Malik Johnson | 32.9 | 7th | 243rd |

PLAYER NOTES

CRUMP 1K

- ▶ Canisius senior **Jermaine Crumpton** started his final season with the Griffs as a member of the program's famed 1,000-career point club. The Niagara Falls, N.Y., native scored his 1,000th career point March 3, 2017 in the team's MAAC Tournament quarterfinal loss to Saint Peter's.
- ▶ Crumpton is the eighth player in school history to reach the 1,000 point plateau in his junior year, and just the second Griff to accomplish that feat since **Frank Turner** did it in 2008-09.
- ▶ Crumpton starts today's game ranked 14th in school history with his 1,340 career points. He is the second Niagara Falls, N.Y., native to reach 1,000 points in a Canisius uniform, joining for Griff guard **DeWitt Doss** (2000-05).

SWEET 16 FOR CRUMP

- ▶ Canisius senior **Jermaine Crumpton** extended his streak of scoring 10-or more points in a game to 16 after he scored 12 points in the win over Manhattan Friday night.
- ▶ Crumpton has scored in double-figures 70 times in his 108 career games in a Canisius uniform. In seven MAAC games to date this season, he's averaging 17.6 points per game, which ranks fifth-best in the conference.

CRUMPTON FOCUSES ON DIET FOR MORE PLAYING TIME

- ▶ Canisius senior **Jermaine Crumpton** dropped nearly 30 pounds from the end of the 2016-17 season to the start of this season, his final year in a Griff uniform.
- ▶ The Niagara Falls, N.Y., native worked with Canisius' director of athletic performance **Mike Guzda**, to change his eating habits, remove soft drinks from his diet and focus more time in the weight room working on cardio and with the weights.
- ▶ The Preseason All-MAAC First-Team honoree has seen positive results on the floor and in his playing time as a result of his hard work in the offseason. Crumpton is averaging 32.5 minutes per game this season, which ranks 13th in the MAAC.

CHARGE IT!

- ▶ **Jermaine Crumpton** starts today's game as the team's leader in offensive charges taken with 12 through the Griffs' first 20 games of the 2017-18 season.
- ▶ The Niagara Falls, New York native took two offensive charges in the team's win at Robert Morris Dec. 22. That marked the eighth time in his career where he has taken multiple charges in a game.
- ▶ Crumpton is the program's active leader in career charges taken with 40 to his credit in 107 career contests. He drew a team-high 24 offensive charges in the 2016-17 campaign.

ONE-THREE FOR A TRIPLE-DOUBLE

- ▶ Sophomore guard **Isaiah Reese** became the first Canisius player in the program's 114-year history to record a triple-double Nov. 18, when the Griffs defeated Youngstown State at home by a score of 104-84.
- ▶ Reese scored a career-high 23 points and dished out a career best 11 assists, while matching a career-high with 11 boards. He also had three steals in 34 minutes of action.
- ▶ The Miami, Fla., native is the first Division I player this season to post a triple-double on the final box score, and he's the first MAAC player to record a triple-double in a game since former Iona guard **Scott Machado** had one against Marist Feb. 12, 2012.
- ▶ Reese was the first player to sign an NLI to join the program after head coach **Reggie Witherspoon** took over in May 2016.

REESE ON THE GLASS

- ▶ Sophomore guard **Isaiah Reese** comes into today's game ranked 10th in the MAAC in rebounding average at 5.8 boards per contest.
- ▶ Reese ranks third in the MAAC and 173rd nationally with his 5.2 defensive rebounds per game. After grabbing four defensive boards at Manhattan Friday night, 88.8 percent of Reese's rebounds this season have come off the defensive glass.
- ▶ The Miami, Fla. native has been credited with seven-or more rebounds in eight of the team's last 16 games. He matched a career-high with 11 rebounds in the win over Youngstown State Nov. 18, which stands as the most boards for a Canisius player this season.

MAN OF STEAL

- ▶ Sophomore **Isaiah Reese** was credited with a career-high six steals in the win over Manhattan on Friday, which extended his streak of at least one steal in a game to 12 straight.
- ▶ Those six steals by Reese are the most by a Canisius player in a game since former Griff forward **Darnell Wilson** had eight steals at Saint Peter's on Feb. 24, 2006.
- ▶ Reese leads the MAAC and ranks 22nd nationally with his 2.3 steals per game. He has been credited with at least one steal in 32 career games (18 times this season).
- ▶ The Miami, Fla., native starts this game with 91 steals in 54 career games, which breaks out to 1.7 steals per game for his career. Among Canisius players with 40 career games played, Reese's 1.7 steals per contest is tied for fifth-best in program history.

PLAYER ACCOMPLISHMENTS

| SCORING DOUBLE-DIGITS | 17-18 | CAREER |
|-----------------------|-------|--------|
| Jermaine Crumpton | 18 | 70 |
| Isaiah Reese | 16 | 24 |
| Takal Molson | 11 | 11 |
| Spencer Foley | 4 | 6 |
| Malik Johnson | 6 | 7 |
| Selvedin Planincic | 3 | 4 |
| Jonathan Sanks | 2 | 4 |
| Jibreel Faulkner | 1 | 1 |

| REBOUNDING DOUBLE-DIGITS | 17-18 | CAREER |
|--------------------------|-------|--------|
| Isaiah Reese | 1 | 2 |
| Takal Molson | 2 | 2 |
| Jermaine Crumpton | 0 | 1 |

| DOUBLE-DOUBLES | 17-18 | CAREER |
|-------------------|-------|--------|
| Jermaine Crumpton | 0 | 1 |
| Takal Molson | 1 | 1 |
| Isaiah Reese | 0 | 1 |

| TRIPLE-DOUBLES | 17-18 | CAREER |
|----------------|-------|--------|
| Isaiah Reese | 1 | 1 |

| 20-POINT GAMES | 17-18 | CAREER |
|-------------------|-------|--------|
| Jermaine Crumpton | 7 | 18 |
| Isaiah Reese | 5 | 6 |
| Takal Molson | 4 | 4 |
| Spencer Foley | 1 | 1 |
| Malik Johnson | 1 | 1 |

| 30-POINT GAMES | 17-18 | CAREER |
|-------------------|-------|--------|
| Jermaine Crumpton | 0 | 2 |
| Isaiah Reese | 1 | 1 |

| LED TEAM IN SCORING | 17-18 | CAREER |
|---------------------|-------|--------|
| Jermaine Crumpton | 8 | 25 |
| Isaiah Reese | 8 | 10 |
| Takal Molson | 4 | 4 |
| Spencer Foley | 1 | 1 |

| LED TEAM IN REBOUNDING | 17-18 | CAREER |
|------------------------|-------|--------|
| Jermaine Crumpton | 5 | 19 |
| Isaiah Reese | 11 | 14 |
| Malik Johnson | 1 | 4 |
| Takal Molson | 3 | 3 |
| Selvedin Planincic | 2 | 4 |
| Spencer Foley | 1 | 1 |
| Marcale Lotts | 1 | 1 |
| Jalanni White | 1 | 1 |

| LED TEAM IN ASSISTS | 17-18 | CAREER |
|---------------------|-------|--------|
| Malik Johnson | 10 | 25 |
| Isaiah Reese | 13 | 17 |
| Takal Molson | 2 | 2 |
| Jermaine Crumpton | 0 | 1 |
| Selvedin Planincic | 1 | 1 |

| LED TEAM IN STEALS | 17-18 | CAREER |
|--------------------|-------|--------|
| Isaiah Reese | 16 | 28 |
| Malik Johnson | 4 | 12 |
| Jermaine Crumpton | 2 | 11 |
| Takal Molson | 3 | 3 |
| Marcale Lotts | 1 | 1 |

| LED TEAM IN BLOCKS | 17-18 | CAREER |
|--------------------|-------|--------|
| Jermaine Crumpton | 8 | 23 |
| Selvedin Planincic | 9 | 20 |
| Takal Molson | 6 | 6 |
| Isaiah Reese | 1 | 5 |
| Jalanni White | 5 | 5 |
| Scott Hitchon | 3 | 3 |
| Spencer Foley | 0 | 2 |
| Dantai St. Louis | 1 | 2 |
| Jibreel Faulkner | 1 | 1 |
| Malik Johnson | 0 | 1 |
| Marcale Lotts | 1 | 1 |

| OFFENSIVE CHARGES TAKEN | 17-18 | CAREER |
|-------------------------|-------|--------|
| Jermaine Crumpton | 12 | 40 |
| Malik Johnson | 6 | 7 |
| Marcale Lotts | 6 | 6 |
| Takal Molson | 5 | 5 |
| Isaiah Reese | 0 | 5 |
| Scott Hitchon | 1 | 1 |
| Selvedin Planincic | 1 | 1 |

includes ties

PLAYER NOTES

MOLSON A FRESHMAN IN NAME ONLY

- Freshman guard **Takal Molson** led all scorers with 23 points in the win over Saint Peter's Jan. 12, his second-straight game with 20-or more points after he had 21 points at Siena Jan. 7.
- The Buffalo native is the first Canisius freshman in school history to score 20-or more points in back-to-back MAAC games. In all, he's scored 20-plus four times this season, which ranks third on the team.
- Molson posted his first career double-double with 18 points and 10 rebounds in the win over Rider Dec. 29. He is the first true freshman in Canisius history to record a double-double in his first career MAAC game.
- Molson is averaging 12.7 points per game, which ranks third on the Griff's roster and third among all freshmen in the MAAC.
- He was named the MAAC Rookie of the Week Jan. 15 after averaging 20.5 points and 5.0 rebounds per game in home wins over Saint Peter's and Monmouth, his second league honor of the season.

A START FOR THE RECORD BOOK

- Freshman guard **Takal Molson** set a Canisius record with 25 points in the team's loss to Buffalo Nov. 11. Those 25 points are the most for a Canisius true freshman in his debut with the program.
- The previous record was held by former Griff **Darrell Barley**, who scored 17 points in his first career game as a Griff Dec. 1, 1992 when Canisius played at Duke.

HAPPY TO HELP

- Sophomore guard **Malik Johnson** ranks sixth in the MAAC with his 4.7 assists per game average this season. He was credited with career-high nine assists at Pacific Nov. 25.
- Johnson has been good for five-or more assists in 26 of his first 54 career games as a Griff.
- The Richmond, Va., native ended the 2016-17 season ranked fifth in the MAAC and 14th among all Division I freshmen with his 4.4 assists per game.
- Johnson made his 54th consecutive start (every game he's played at Canisius) Friday when the Griff's beat Manhattan on the road. He was good for seven assists against zero turnovers in that game.

PLANINCIC PROVIDING QUALITY MINUTES

- Senior center **Selvedin Planincic** matched a career-high with 11 points to go along with five rebounds and a blocked shot in the team's win over Saint Peter's Jan. 12.
- The Sherbrooke, Quebec native is averaging 5.3 points, 3.7 rebounds and 1.2 blocked shots per game since moving to the starting line-up for the Griff's Dec. 19. The Griff's are 8-1 in those games.

SANKS STARTING TO SETTLE IN

- Junior guard **Jonathan Sanks** matched a career-high with 12 points in 13 minutes off the bench in the Griff's win over Rider Dec. 29. In that game, his made free-throw with 39 seconds left ended up putting Canisius ahead for good in the 77-76 victory.
- In the team's seven MAAC games, the Warner Robins, Ga., native is averaging 7.1 points per game, where he's shooting 46.2 percent (12-for-26) from 3-point land.
- Sanks came off the bench and hit three 3-point baskets in the win over Monmouth Jan. 14, the fifth time in the team's last eight games where he's connected on multiple 3-point field goals.

GRIFFS ALL-TIME IN OT

| | |
|--------------------------|--|
| All-Time | 88-44 |
| At Home | 32-25 |
| On Road | 22-17 |
| Neutral Site | 5-2 |
| In MAAC Tournament | 2-1 |
| Single Overtime Period | 47-35 |
| Double OT Periods | 6-8 |
| Three-Plus OT Periods | 6-1 |
| vs. Current MAAC Schools | 31-17 |
| Since Joining the MAAC | 30-16 |
| Since 2006-07 Season | 16-8 |
| Since 1996-97 Season | 19-12 |
| Since 1986-87 Season | 33-20 |
| Against Ranked Opponents | 1-1 |
| In NCAA Tournament | 1-0 |
| In NIT | 0-0 |
| In CIT | 0-0 |
| Most OT Games vs. | Niagara (19, CC 10-NU 9) |
| Last OT Game | Dec. 22, 2016 |
| | Canisius 106, St. Bonaventure 101 (OT) |

What is a Griffin?

The Griffin is a mythical creature of supposed gigantic size that has the head, forelegs and wings of an eagle and the hindquarters, tail and ears of a lion. They are well known for their speed, ability to fly and having eyes like an eagle as well as the strength and courage of a lion.



Griffins have been known for centuries as symbols of strength and vigilance, have been called "The Hounds of Zeus" in Greek mythology and are said to have mastery of both the land and sky.

They are thought to be from India, where the natives of the land made their talons and claws into drinking cups because the talon of a Griffin was said to detect poison in a liquid. Griffins would find gold in the mountains and line their nests with it and as a result, were forced to become great guardians of the nests to keep the hunters away.

GRIFFS IN THE LAST FIVE GAMES (4-1)

| | | Total | | | | | 3-Point | | F-Throw | | Rebounds | | | | | | | | | | | |
|----|---------------------|-------|------|------|---------|-------|---------|------|---------|-------|----------|-----|-----|------|----|----|----|----|-----|-----|-----|------|
| ## | Player | gp-gs | min | avg | fg-fga | fg% | 3fg-fga | 3fg% | ft-fa | ft% | off | def | tot | avg | pf | dq | a | to | blk | stl | pts | avg |
| 13 | Reese, Isaiah | 5-5 | 173 | 34.6 | 26-56 | .464 | 16-38 | .421 | 16-18 | .889 | 0 | 20 | 20 | 4.0 | 6 | 0 | 28 | 13 | 1 | 16 | 84 | 16.8 |
| 15 | Molson, Takal | 5-5 | 163 | 32.6 | 25-55 | .455 | 8-22 | .364 | 25-36 | .694 | 8 | 20 | 28 | 5.6 | 12 | 0 | 12 | 6 | 2 | 5 | 83 | 16.6 |
| 02 | Crompton, Jermaine | 5-5 | 163 | 32.6 | 28-63 | .444 | 7-15 | .467 | 16-18 | .889 | 6 | 13 | 19 | 3.8 | 8 | 0 | 10 | 12 | 2 | 4 | 79 | 15.8 |
| 03 | Sanks, Jonathan | 5-0 | 96 | 19.2 | 9-25 | .360 | 6-16 | .375 | 4-4 | 1.000 | 0 | 10 | 10 | 2.0 | 11 | 0 | 8 | 5 | 0 | 3 | 28 | 5.6 |
| 10 | Planincic, Selvedin | 5-5 | 80 | 16.0 | 9-18 | .500 | 2-9 | .222 | 6-7 | .857 | 6 | 11 | 17 | 3.4 | 15 | 0 | 5 | 1 | 3 | 2 | 26 | 5.2 |
| 01 | Johnson, Malik | 5-5 | 158 | 31.6 | 7-20 | .350 | 6-10 | .600 | 3-6 | .500 | 0 | 14 | 14 | 2.8 | 9 | 0 | 18 | 4 | 0 | 8 | 23 | 4.6 |
| 22 | Faulkner, Jibreel | 4-0 | 26 | 6.5 | 4-11 | .364 | 1-4 | .250 | 7-8 | .875 | 4 | 3 | 7 | 1.8 | 3 | 0 | 2 | 2 | 1 | 0 | 16 | 4.0 |
| 21 | Hitchon, Scott | 5-0 | 45 | 9.0 | 6-10 | .600 | 1-4 | .250 | 3-4 | .750 | 1 | 3 | 4 | 0.8 | 7 | 0 | 3 | 1 | 4 | 0 | 16 | 3.2 |
| 04 | White, Jalanni | 4-0 | 24 | 6.0 | 4-6 | .667 | 0-0 | .000 | 1-2 | .500 | 1 | 1 | 2 | 0.5 | 7 | 0 | 0 | 1 | 1 | 1 | 9 | 2.3 |
| 14 | Foley, Spencer | 4-0 | 25 | 6.3 | 2-10 | .200 | 2-9 | .222 | 1-2 | .500 | 0 | 1 | 1 | 0.3 | 4 | 0 | 2 | 1 | 0 | 0 | 7 | 1.8 |
| 05 | Heath, D.J. | 3-0 | 17 | 5.7 | 1-2 | .500 | 0-1 | .000 | 0-0 | .000 | 0 | 2 | 2 | 0.7 | 4 | 0 | 1 | 1 | 0 | 1 | 2 | 0.7 |
| 11 | Lotts, Marcale | 5-0 | 30 | 6.0 | 1-1 | 1.000 | 0-0 | .000 | 1-2 | .500 | 3 | 1 | 4 | 0.8 | 8 | 0 | 1 | 4 | 0 | 0 | 3 | 0.6 |
| 23 | St. Louis, Dantai | 1-0 | 0 | 0.0 | 0-0 | .000 | 0-0 | .000 | 0-0 | .000 | 0 | 0 | 0 | 0.0 | 0 | 0 | 0 | 0 | 0 | 0 | 0 | 0.0 |
| | Team | | | | | | | | | | 14 | 10 | 24 | | | | | 4 | | | | |
| | Total..... | 5 | 1000 | | 122-277 | .440 | 49-128 | .383 | 83-107 | .776 | 43 | 109 | 152 | 30.4 | 94 | 0 | 90 | 55 | 14 | 40 | 376 | 75.2 |
| | Opponents..... | 5 | 1000 | | 112-265 | .423 | 30-92 | .326 | 81-106 | .764 | 55 | 119 | 174 | 34.8 | 91 | 3 | 59 | 83 | 14 | 20 | 335 | 67.0 |

SEASON NOTES

NEW YEAR; NEW FACES FOR THE GRIFFS

- ▶ Canisius started the 114th season in program history with six new scholarship players, including four true freshmen, making the Griff's the second-youngest team in the MAAC.
- ▶ The Blue and Gold started the 2017-18 with a total of 270 combined Division I games played among eight players, including junior guard **Jonathan Sanks**, who played 19 games as a redshirt-freshman at Georgia Southern in 2015-16.
- ▶ Senior **Jermaine Crumpton** is the most experienced returning player for Canisius, as he started his final season on Main Street having played in a total of 88 career games.
- ▶ Sophomores **Malik Johnson** and **Isaiah Reese** played in all 34 games last year as freshmen last year. Johnson started all 34 games as well, setting the program record for starts by a true freshman.

FOUR NEW FRESHMEN FOR THE GRIFFS

- ▶ The 2017-18 Canisius basketball roster features four true freshmen, one from Buffalo, one from Connecticut, the program's first Alabama native and a Canadian-born player.
- ▶ Guard **Takal Molson** returns to the Queen City after spending the 2016-17 season at TAAG Academy in Tampa. He signed his NLI to join the program in April 2017.
- ▶ Forward **Jalanni White** comes to Canisius after averaging 12.1 points, 11.0 rebounds and 3.0 blocks per game last year at Notre Dame - West Haven in New Haven, Conn. He helped lead that team to the school's first perfect season (22-0).
- ▶ Guard **D.J. Heath**, a four-star recruit from Anniston, Ala., helped lead his Sacred Heart high school squad to three-straight Alabama Class 1A state crowns.
- ▶ Forward **Scott Hitchon** brings a strong front court game to the Griff's roster after growing up in Whitby, Ontario. He averaged 19 points and 8.0 rebounds per game for Thornlea Secondary last season.

YEAR TWO UNDER WITHERSPOON

- ▶ Canisius head coach **Reggie Witherspoon** is in his second season at the helm of the Golden Griffin program after leading the team to an 18-16 overall mark and an appearance in the CIT last season.
- ▶ The 18 wins last season ties Witherspoon with former head coach **Earl Brown** for the second-most victories in a coach's first year leading the Griff's. Brown led the team to an 18-13 record in 1946-47. Former head coach **Jim Baron** holds the program record for wins in year No. 1 with the program after he guided the team to a 20-14 mark in 2012-13.
- ▶ Witherspoon's first year at Canisius was highlighted by a seven-game win streak that ran from Dec. 7 through Jan. 4. That seven-game winning streak was the program's longest since 1998-99, and featured OT wins over rivals Buffalo and St. Bonaventure.
- ▶ The 2016-17 season was capped by Canisius earning a bid to the 2017 CIT, the program's fourth trip to the CIT in the last five seasons. Witherspoon joins Baron as the only two coaches in program history to lead the Griff's to the national postseason in their first year on Main Street.

O, CANADA

- ▶ The 2017-18 Canisius men's basketball team has three Canadian-born players on its roster, which is tied for the most in the MAAC with rival Siena.
- ▶ Senior center **Selvedin Planincic** claims Sherbrooke, Quebec as his hometown, while sophomore **Dantai St. Louis** is proud to call Brampton, Ontario as his hometown. Freshman **Scott Hitchon** is a native of Whitby, Ontario.
- ▶ The Canadian connection isn't just limited to the team's players, as assistant coach **Larry Blunt** spent time in his coaching career in Canada, most recently at Orangeville Prep in Mono, Ontario. There, Blunt coached both Planincic and St. Louis.

GRIFFS TO PLAY IN 2018 ADVOCARE INVITATIONAL

- ▶ On Jan. 3, Canisius head coach **Reggie Witherspoon** announced that the Golden Griffins will represent the MAAC next November when the team plays in the AdvoCare Invitational at the ESPN Wide World of Sports Complex in Lake Buena Vista, Fla.
- ▶ The trip to the 2018 AdvoCare Invitational will be Canisius' first. A MAAC member school has played in 12 previous events.
- ▶ Canisius will join the field which consists of Charleston, Florida State, LSU, Memphis, Oklahoma State, UAB and Villanova.
- ▶ The 2018 AdvoCare Invitational is scheduled to run Nov. 22-25.

DECEMBERS TO REMEMBER

- ▶ Since 2012-13, Canisius is 30-12 in games played in the month of December. The Griff's finished December 2017 with a 5-3 record after the team defeated Iona 85-78 at home Dec. 31.
- ▶ Prior to the 2012-13 season, Canisius only had 11 wins in the month of December from 2008-09 through the 2011-12 campaigns.

FREQUENT FLYER MILES

- ▶ The 2017-18 non-conference schedule saw the Griff's play a total of nine road/neutral site games this season, where the team posted a 3-6 record. The win at Robert Morris Dec. 22, stands as Canisius' first true road win of the season.
- ▶ In all, Canisius traveled 12,250 miles in the non-conference schedule since starting the season at cross-town rival Buffalo Nov. 11. That game against Buffalo was the shortest trip for the Blue and Gold, as the team went a total of 22 miles round-trip to start the season.

CALIFORNIA LOVE

- ▶ The Griff's 68-62 win over Texas State Nov. 24 stands as the program's first in the state of California.
- ▶ Prior to that victory, Canisius had not played in California since Dec. 23, 1989 when the team took part in the Met Life Classic in San Francisco. The Blue and Gold went 0-2 in that event in the team's only other trip to nation's most populous state.

SUMMER TRIP TO CANADA

- ▶ The Canisius men's basketball team took a five-day foreign tour north of the boarder to Canada Aug. 18-23, where the team played five games and posted a 3-2 record.
- ▶ The foreign tour was the program's first since Canisius traveled to Italy in the summer of 2008.
- ▶ The Griff's spent time in Montreal and Ottawa, spending down time to tour such sites as Old Montreal, Olympic Stadium and Saint Joseph's Oratory of Mount Royal before heading to Ottawa, Canada's capital city.
- ▶ On the basketball court, Canisius went 3-2 on its foreign tour, scoring wins over Queen's University, Bishop's University and Concordia.
- ▶ Sophomore guard **Isaiah Reese** led the team in scoring average with 21.0 points per game, and he was the Griff's top scorer in four of the five exhibition games played.

GRIFFS PICKED NINTH IN MAAC POLL

- ▶ Canisius was picked to finish ninth in the annual MAAC Preseason Coaches Poll. This marks the second-straight year where the Blue and Gold were picked to place ninth by the conference's 11 head coaches.
- ▶ Iona, the defending MAAC champion, is the league's preseason favorite to win the conference's title.
- ▶ Senior **Jermaine Crumpton** was the only Canisius player named to a preseason all-star unit by the MAAC's 11 head coaches. The Niagara Falls, N.Y., native was named Preseason All-MAAC First-Team, the first Griff to earn that honor since **Billy Baron** was named the MAAC Preseason Player of the Year before the start of the 2013-14 campaign.

RETURNING AWARD WINNERS

- ▶ Canisius started the 2017-18 season with the second-youngest roster in the MAAC, with eight players ranking as freshmen or sophomores. However, the Griff's are the only team in the conference to return multiple MAAC honorees from a season ago.
- ▶ Senior **Jermaine Crumpton** and sophomore **Malik Johnson** both earned all-league honors for the Blue and Gold at the end of the 2016-17 season. Crumpton was an All-MAAC Third Team honoree, while Johnson was named to the MAAC All-Rookie Team.
- ▶ The third-team acknowledgment for Crumpton was his first all-conference award, and Johnson's appointment to the MAAC All-Rookie Team makes him just the ninth player in program history to garner that honor.

114TH SEASON OF CANISIUS HOOPS

- ▶ Canisius embarks on the 114th season of basketball this year. Canisius has sponsored varsity basketball longer than any other team in the MAAC.
- ▶ The 2017-18 campaign also marks the 29th season of MAAC membership for the program.
- ▶ The Griff's played their first basketball game Dec. 7, 1903, a 14-6 win over Gordon's of Buffalo.
- ▶ The program has made a total of 13 postseason appearances (5 NCAA, 4 NIT, 4 CIT), with the last postseason berth coming in 2016-17, where the team earned an invite to the 2017 CIT.

2017-18 OVERALL STATS

| RECORD: | OVERALL | HOME | AWAY | NEUTRAL |
|----------------|---------|------|------|---------|
| ALL GAMES | 12-8 | 7-1 | 3-7 | 2-0 |
| CONFERENCE | 6-1 | 4-0 | 2-1 | 0-0 |
| NON-CONFERENCE | 6-7 | 3-1 | 1-6 | 2-0 |

| # | Player | gp-gs | min | avg | Total | | 3-Point | | F-Throw | | Rebounds | | | | pf | dq | a | to | blk | stl | pts | avg |
|----------------|---------------------|-------|------|------|----------|------|---------|------|---------|------|----------|-----|-----|------|-----|----|-----|-----|-----|-----|------|------|
| | | | | | fg-fga | fg% | 3fg-fga | 3fg% | ft-fa | ft% | off | def | tot | avg | | | | | | | | |
| 13 | Reese, Isaiah | 20-20 | 646 | 32.3 | 114-234 | .487 | 53-136 | .390 | 44-48 | .917 | 13 | 103 | 116 | 5.8 | 40 | 0 | 94 | 53 | 1 | 45 | 325 | 16.3 |
| 02 | Crumpton, Jermaine | 20-20 | 649 | 32.5 | 118-252 | .468 | 27-89 | .303 | 53-63 | .841 | 26 | 70 | 96 | 4.8 | 40 | 0 | 31 | 40 | 10 | 10 | 316 | 15.8 |
| 15 | Molson, Takal | 20-20 | 589 | 29.5 | 84-185 | .454 | 27-73 | .370 | 59-89 | .663 | 31 | 58 | 89 | 4.5 | 54 | 3 | 54 | 44 | 9 | 18 | 254 | 12.7 |
| 01 | Johnson, Malik | 20-20 | 658 | 32.9 | 54-117 | .462 | 21-53 | .396 | 22-33 | .667 | 2 | 62 | 64 | 3.2 | 40 | 0 | 93 | 40 | 0 | 23 | 151 | 7.6 |
| 14 | Foley, Spencer | 19-0 | 277 | 14.6 | 42-90 | .467 | 26-64 | .406 | 8-12 | .667 | 17 | 13 | 30 | 1.6 | 15 | 0 | 16 | 12 | 0 | 6 | 118 | 6.2 |
| 10 | Planincic, Selvedin | 20-9 | 293 | 14.7 | 38-67 | .567 | 4-27 | .148 | 15-22 | .682 | 17 | 46 | 63 | 3.2 | 49 | 1 | 13 | 24 | 21 | 5 | 95 | 4.8 |
| 03 | Sanks, Jonathan | 18-0 | 266 | 14.8 | 24-70 | .343 | 17-47 | .362 | 8-13 | .615 | 4 | 22 | 26 | 1.4 | 32 | 1 | 17 | 9 | 0 | 4 | 73 | 4.1 |
| 22 | Faulkner, Jibreel | 4-0 | 26 | 6.5 | 4-11 | .364 | 1-4 | .250 | 7-8 | .875 | 4 | 3 | 7 | 1.8 | 3 | 0 | 2 | 2 | 1 | 0 | 16 | 4.0 |
| 04 | White, Jalanni | 18-3 | 205 | 11.4 | 18-41 | .439 | 1-11 | .091 | 8-14 | .571 | 19 | 18 | 37 | 2.1 | 36 | 0 | 5 | 13 | 11 | 6 | 45 | 2.5 |
| 11 | Lotts, Marcale | 20-8 | 204 | 10.2 | 15-24 | .625 | 0-0 | .000 | 4-11 | .364 | 16 | 17 | 33 | 1.7 | 40 | 0 | 4 | 18 | 1 | 3 | 34 | 1.7 |
| 21 | Hitchon, Scott | 15-0 | 108 | 7.2 | 8-17 | .471 | 1-5 | .200 | 8-13 | .615 | 3 | 14 | 17 | 1.1 | 28 | 0 | 3 | 8 | 8 | 1 | 25 | 1.7 |
| 05 | Heath, D.J. | 13-0 | 72 | 5.5 | 3-9 | .333 | 1-6 | .167 | 0-3 | .000 | 2 | 3 | 5 | 0.4 | 6 | 0 | 3 | 5 | 0 | 2 | 7 | 0.5 |
| 25 | Evans, Shaquille | 3-0 | 5 | 1.7 | 0-1 | .000 | 0-0 | .000 | 0-0 | .000 | 0 | 1 | 1 | 0.3 | 0 | 0 | 0 | 0 | 0 | 0 | 0 | 0.0 |
| 23 | St. Louis, Dantai | 2-0 | 2 | 1.0 | 0-0 | .000 | 0-0 | .000 | 0-0 | .000 | 0 | 0 | 0 | 0.0 | 0 | 0 | 0 | 0 | 1 | 0 | 0 | 0.0 |
| Team | | | | | | | | | | | 33 | 37 | 70 | | | | 18 | | | | | |
| Total..... | | 20 | 4000 | | 522-1118 | .467 | 179-515 | .348 | 236-329 | .717 | 187 | 467 | 654 | 32.7 | 383 | 5 | 335 | 286 | 63 | 123 | 1459 | 72.9 |
| Opponents..... | | 20 | 4000 | | 481-1102 | .436 | 116-361 | .321 | 307-423 | .726 | 212 | 450 | 662 | 33.1 | 340 | 9 | 246 | 281 | 43 | 110 | 1385 | 69.2 |

| TEAM STATISTICS | CAN | OPP | Date | Opponent | Score | Att. |
|------------------------|----------|----------|--|------------------------|----------|------|
| SCORING | 1459 | 1385 | 11/11/17 | at Buffalo | L 75-80 | 3279 |
| Points per game | 72.9 | 69.2 | # 11/14/17 | at Air Force | L 79-93 | 1002 |
| Scoring margin | +3.7 | - | 11/18/17 | YOUNGSTOWN STATE | w 104-84 | 1245 |
| FIELD GOALS-ATT | 522-1118 | 481-1102 | 11/21/17 | at Tennessee State | L 52-60 | 807 |
| Field goal pct | .467 | .436 | # 11/24/17 | vs Texas State | w 68-62 | 1349 |
| 3 POINT FG-ATT | 179-515 | 116-361 | # 11/25/17 | vs Arkansas-Pine Bluff | w 81-58 | 1325 |
| 3-point FG pct | .348 | .321 | # 11/26/17 | at Pacific | L 58-80 | 1150 |
| 3-pt FG made per game | 9.0 | 5.8 | 12/02/17 | DARTMOUTH | w 73-60 | 906 |
| FREE THROWS-ATT | 236-329 | 307-423 | 12/06/17 | ST. BONAVENTURE | L 65-73 | 2196 |
| Free throw pct | .717 | .726 | 12/09/17 | at Evansville | L 58-65 | 3363 |
| F-Throws made per game | 11.8 | 15.4 | 12/16/17 | at Albany | L 65-68 | 2541 |
| REBOUNDS | 654 | 662 | 12/19/17 | ELON | w 67-51 | 805 |
| Rebounds per game | 32.7 | 33.1 | 12/22/17 | at Robert Morris | w 76-62 | 843 |
| Rebounding margin | -0.4 | - | * 12/29/17 | RIDER | w 77-76 | 1049 |
| ASSISTS | 335 | 246 | * 12/31/17 | IONA | w 85-78 | 969 |
| Assists per game | 16.8 | 12.3 | * 01/05/18 | at Quinnipiac | w 82-74 | 1355 |
| TURNOVERS | 286 | 281 | * 01/07/18 | at Siena | L 62-65 | 6114 |
| Turnovers per game | 14.3 | 14.1 | * 01/12/18 | SAINT PETER'S | w 70-58 | 764 |
| Turnover margin | -0.2 | - | * 01/14/18 | MONMOUTH | w 94-79 | 1136 |
| Assist/turnover ratio | 1.2 | 0.9 | * 01/19/18 | at Manhattan | w 68-59 | 1344 |
| STEALS | 123 | 110 | # = Men Against Breast Cancer Showcase | | | |
| Steals per game | 6.2 | 5.5 | * = MAAC game | | | |
| BLOCKS | 63 | 43 | | | | |
| Blocks per game | 3.2 | 2.2 | | | | |
| ATTENDANCE | 9070 | 24472 | | | | |
| Home games-Avg/Game | 8-1134 | 10-2180 | | | | |
| Neutral site-Avg/Game | - | 2-1337 | | | | |

| Score by Periods | 1st | 2nd | Totals |
|------------------|-----|-----|--------|
| Canisius | 730 | 729 | 1459 |
| Opponents | 664 | 721 | 1385 |

2017-18 MAAC STATS

| RECORD: | OVERALL | HOME | AWAY | NEUTRAL |
|----------------|---------|------|------|---------|
| ALL GAMES | 6-1 | 4-0 | 2-1 | 0-0 |
| CONFERENCE | 6-1 | 4-0 | 2-1 | 0-0 |
| NON-CONFERENCE | 0-0 | 0-0 | 0-0 | 0-0 |

| # | Player | gp-gs | min | avg | Total | 3-Point | F-Throw | Rebounds | | | pf | dq | a | to | blk | stl | pts | avg |
|----------------|---------------------|-------|------|------|---------|---------|---------|----------|---------|------|-----|-----|-----|------|-----|-----|-----|------|
| | | | | | fg-fga | fg% | 3fg-fga | 3fg% | ft-fa | ft% | off | def | tot | avg | | | | |
| 02 | Crumpton, Jermaine | 7-7 | 234 | 33.4 | 46-101 | .455 | 8-24 | .333 | 23-27 | .852 | 12 | 17 | 29 | 4.1 | 12 | 0 | 14 | 17.6 |
| 15 | Molson, Takal | 7-7 | 229 | 32.7 | 38-80 | .475 | 11-27 | .407 | 35-50 | .700 | 15 | 32 | 47 | 6.7 | 18 | 0 | 17 | 17.4 |
| 13 | Reese, Isaiah | 7-7 | 240 | 34.3 | 38-83 | .458 | 20-53 | .377 | 21-23 | .913 | 3 | 30 | 33 | 4.7 | 11 | 0 | 38 | 16.7 |
| 03 | Sanks, Jonathan | 7-0 | 135 | 19.3 | 16-38 | .421 | 12-26 | .462 | 6-7 | .857 | 0 | 13 | 13 | 1.9 | 15 | 0 | 10 | 7.1 |
| 01 | Johnson, Malik | 7-7 | 229 | 32.7 | 9-26 | .346 | 8-14 | .571 | 8-13 | .615 | 0 | 23 | 23 | 3.3 | 14 | 0 | 28 | 4.9 |
| 10 | Planincic, Selvedin | 7-7 | 103 | 14.7 | 11-22 | .500 | 2-10 | .200 | 6-7 | .857 | 6 | 17 | 23 | 3.3 | 22 | 0 | 5 | 4.3 |
| 22 | Faulkner, Jibreel | 4-0 | 26 | 6.5 | 4-11 | .364 | 1-4 | .250 | 7-8 | .875 | 4 | 3 | 7 | 1.8 | 3 | 0 | 2 | 4.0 |
| 21 | Hitchon, Scott | 5-0 | 45 | 9.0 | 6-10 | .600 | 1-4 | .250 | 3-4 | .750 | 1 | 3 | 4 | 0.8 | 7 | 0 | 3 | 3.2 |
| 14 | Foley, Spencer | 6-0 | 48 | 8.0 | 3-15 | .200 | 3-14 | .214 | 1-2 | .500 | 0 | 1 | 1 | 0.2 | 5 | 0 | 3 | 1.7 |
| 04 | White, Jalanni | 6-0 | 47 | 7.8 | 4-10 | .400 | 0-0 | .000 | 1-2 | .500 | 4 | 3 | 7 | 1.2 | 10 | 0 | 1 | 1.5 |
| 11 | Lotts, Marcale | 7-0 | 47 | 6.7 | 3-4 | .750 | 0-0 | .000 | 3-6 | .500 | 6 | 3 | 9 | 1.3 | 12 | 0 | 2 | 1.3 |
| 05 | Heath, D.J. | 3-0 | 17 | 5.7 | 1-2 | .500 | 0-1 | .000 | 0-0 | .000 | 0 | 2 | 2 | 0.7 | 4 | 0 | 1 | 0.7 |
| 23 | St. Louis, Dantai | 1-0 | 0 | 0.0 | 0-0 | .000 | 0-0 | .000 | 0-0 | .000 | 0 | 0 | 0 | 0.0 | 0 | 0 | 0 | 0.0 |
| Team | | | | | | | | | | | 16 | 14 | 30 | | | 5 | | |
| Total..... | | 7 | 1400 | | 179-402 | .445 | 66-177 | .373 | 114-149 | .765 | 67 | 161 | 228 | 32.6 | 133 | 0 | 124 | 76.9 |
| Opponents..... | | 7 | 1400 | | 168-385 | .436 | 41-128 | .320 | 112-161 | .696 | 79 | 170 | 249 | 35.6 | 129 | 3 | 84 | 69.9 |

| TEAM STATISTICS | CAN | OPP | Date | Opponent | Score | Att. |
|------------------------|---------|---------|--|---------------|---------|------|
| SCORING | 538 | 489 | * 12/29/17 | RIDER | w 77-76 | 1049 |
| Points per game | 76.9 | 69.9 | * 12/31/17 | IONA | w 85-78 | 969 |
| Scoring margin | +7.0 | - | * 01/05/18 | at Quinnipiac | w 82-74 | 1355 |
| FIELD GOALS-ATT | 179-402 | 168-385 | * 01/07/18 | at Siena | L 62-65 | 6114 |
| Field goal pct | .445 | .436 | * 01/12/18 | SAINT PETER'S | w 70-58 | 764 |
| 3 POINT FG-ATT | 66-177 | 41-128 | * 01/14/18 | MONMOUTH | w 94-79 | 1136 |
| 3-point FG pct | .373 | .320 | * 01/19/18 | at Manhattan | w 68-59 | 1344 |
| 3-pt FG made per game | 9.4 | 5.9 | # = Men Against Breast Cancer Showcase | | | |
| FREE THROWS-ATT | 114-149 | 112-161 | * = MAAC game | | | |
| Free throw pct | .765 | .696 | | | | |
| F-Throws made per game | 16.3 | 16.0 | | | | |
| REBOUNDS | 228 | 249 | | | | |
| Rebounds per game | 32.6 | 35.6 | | | | |
| Rebounding margin | -3.0 | - | | | | |
| ASSISTS | 124 | 84 | | | | |
| Assists per game | 17.7 | 12.0 | | | | |
| TURNOVERS | 84 | 108 | | | | |
| Turnovers per game | 12.0 | 15.4 | | | | |
| Turnover margin | +3.4 | - | | | | |
| Assist/turnover ratio | 1.5 | 0.8 | | | | |
| STEALS | 50 | 34 | | | | |
| Steals per game | 7.1 | 4.9 | | | | |
| BLOCKS | 19 | 19 | | | | |
| Blocks per game | 2.7 | 2.7 | | | | |
| ATTENDANCE | 3918 | 8813 | | | | |
| Home games-Avg/Game | 4-980 | 3-2938 | | | | |
| Neutral site-Avg/Game | - | 0-0 | | | | |

| Score by Periods | 1st | 2nd | Totals |
|------------------|-----|-----|--------|
| Canisius | 266 | 272 | 538 |
| Opponents | 233 | 256 | 489 |

THE LAST TIME...

WINS AND LOSSES

| | |
|--|---|
| Canisius won in overtime | 12/22/16, at St. Bonaventure - Canisius won 106-101 |
| Canisius lost in overtime | 11/28/15, at Buffalo - Buffalo won 98-96 |
| Canisius played two overtimes | 1/10/14, vs. Rider - Canisius won 94-91 |
| Canisius played three overtimes | 3/3/16, vs. Niagara (MAAC Championship First Round) - Canisius won 102-97 |
| Canisius played four overtimes | 1/31/00, vs. Manhattan - Canisius won 105-98 |
| Canisius won on a buzzer beater | 2/6/17, at Saint Peter's (72-70): Malik Johnson lay-up |
| Canisius lost on a buzzer beater | 2/24/17, vs. Fairfield (58-55): Tyler Nelson 3-point field goal |

TEAM SCORING

| | |
|---|--|
| Canisius scored 80 or more points | 1/5/18, at Quinnipiac: Canisius 82 - Canisius won 82-74 |
| Canisius scored 90 or more points | 1/14/18, vs. Monmouth: Canisius 94 - Canisius won 94-79 |
| Canisius scored 100 points or more (non-conference) | 11/18/17, vs. Youngstown State: Canisius 104 - Canisius won 104-84 |
| Canisius scored 100 points or more (MAAC game) | 2/16/05, at Niagara: Canisius (101) - Niagara won 113-101 (OT) |
| Canisius scored 100 points or more in a win | 11/18/17, vs. Youngstown State: Canisius won 104-84 |
| Canisius scored 100 points or more in a loss | 3/18/14, vs. VMI (CIT First Round): Canisius (100) - VMI won 111-100 |
| Canisius scored fewer than 50 points | 2/8/15, at Monmouth (40) - Monmouth won 44-40 |
| An opponent scored 100 points or more | 12/22/16, at St. Bonaventure (101) - Canisius won 106-101 (OT) |
| An opponent scored fewer than 50 points | 2/8/15, at Monmouth (44) - Monmouth won 44-40 |
| Canisius scored 60 points or more in a half | 1/10/79, vs. Maine (63) - CC won 99-79 |

INDIVIDUAL SCORING

| | |
|---|---|
| A player had 20 or more points | 1/19/18, at Manhattan: Isaiah Reese (22) |
| A player scored 30 or more points (at home) | 12/6/17, vs. St. Bonaventure: Isaiah Reese (31) |
| A player scored 30 or more points (away) | 1/10/17, at Fairfield: Jermaine Crumpton (32) |
| A player scored 40 or more points | 2/16/14, at Siena: Billy Baron (40) |
| A player had 20 or more points in a half | 1/19/18, at Manhattan: Isaiah Reese (22 points in 2nd half) |
| An opponent had 20 or more points | 1/14/18, vs. Monmouth: Austin Tilghman (22) |
| An opponent had 30 or more points | 11/18/17, vs. Youngstown State: Braun Hartfield (33) |
| An opponent had 40 or more points | 2/2/12, at Iona: Lamont Jones (43) |

MULTIPLE DOUBLE-DIGIT SCORING

| | |
|---|---|
| Canisius had three double-digit scorers | 1/19/18, at Manhattan: Reese (22), Molson (14), Crumpton (12) |
| Canisius had four double-digit scorers | 12/31/17, vs. Iona: Crumpton (24), Molson (21), Reese (18), Sanks (10) |
| Canisius had five double-digit scorers | 1/14/18, vs. Monmouth: Crumpton (23), Reese (22), Molson (18), Faulkner (12), Johnson (10) |
| Canisius had six-plus double-digit scorers | 2/14/17, vs. Iona: Valenti (18), Crumpton (17), Douse (16), Robertson (11), Atkinson (10), Dixon-Green (10) |
| Canisius' five starters scored in double-digits | 12/4/15, vs. Monmouth: McMillan (22), Valenti (14), Bleeker (11), Robertson (11), Reynolds (10) |
| Canisius had two players with 20-plus points | 1/14/18, vs. Monmouth: Jermaine Crumpton (23) and Isaiah Reese (22) |
| Canisius had two players with 30-plus points | 2/16/05, at Niagara: Kevin Downey (30) and Dewitt Doss (30) |

INDIVIDUAL REBOUNDING

| | |
|---|--|
| A player had 10 or more rebounds | 1/5/18, at Quinnipiac: Takal Molson (10) |
| A player had 15 or more rebounds | 2/1/15, vs. Marist: Josiah Heath (17) |
| A player had 20 or more rebounds | 12/30/08, at Maine: Chris Gadley (25) |
| Canisius had more than 30 rebounds | 1/14/18, vs. Monmouth: 38 |
| Canisius had more than 40 rebounds | 11/25/17, vs. Arkansas-Pine Bluff: 42 |
| Canisius had more than 50 rebounds | 2/1/15, vs. Marist: 53 |
| Canisius had fewer than 30 rebounds | 1/7/18, at Siena: 24 |

DOUBLE-DOUBLES

| | |
|---|--|
| A player had a double-double (points/rebounds) | 12/29/17, vs. Rider: Takal Molson (18 points/10 rebounds) |
| A player had a double-double (points/assists) | 2/28/14, at Rider: Billy Baron (29 points/10 assists) |
| A player had back-to-back double-doubles | Jamal Reynolds: vs. Dartmouth (3/18/15) - 22 points/10 rebounds and at Bowling Green (3/21/15) - 16 points/11 rebounds |
| Canisius had two players record a double-double | 12/29/13, at Notre Dame: Jordan Heath (13 points/11 rebounds) and Chris Manhertz (12 points/11 rebounds) |
| Canisius had three players record a double-double | 2/27/17, vs. Fairfield: Heath (18 points/13 rebounds), Bleeker (15 points/13 rebounds), Reynolds (15 points/11 rebounds) |
| A player had a triple-double | 11/18/17, vs. Youngstown State: Isaiah Reese (23 points/11 rebounds/11 assists) |

ASSISTS

| | |
|--|---|
| A player had five or more assists | 1/19/18, at Manhattan: Malik Johnson (7) and Isaiah Reese (6) |
| A player had 10 or more assists | 11/18/17, vs. Youngstown State: Isaiah Reese (11) |
| A player had 15 or more assists | 2/9/74, vs. Saint Peter's: Jim Schofield (15) |
| Canisius had more than 10 assists | 1/14/18, vs. Monmouth: 20 |
| Canisius had more than 20 assists | 1/19/18, at Manhattan: 22 |
| Canisius had fewer than 10 assists | 2/11/16, at Siena: 9 |

BLOCKS

| | |
|---|--|
| A player had three or more blocks | 12/22/17, at Robert Morris: Selvedin Planincic (5) |
| Canisius had more than five blocks | 12/22/17, at Robert Morris: 7 |
| Canisius had more than 10 blocks | 1/5/09, vs. Manhattan: 13 |
| Canisius had fewer than five blocks | 1/19/18, at Manhattan: 1 |

STEALS

| | |
|---|---|
| A player had three or more steals | 1/19/18, at Manhattan: Isaiah Reese (6) |
| Canisius had more than five steals | 1/5/18, at Quinnipiac: 6 |
| Canisius had more than 10 steals | 1/19/19, at Manhattan: 12 |
| Canisius had fewer than five steals | 1/12/18, vs. Saint Peter's: 4 |

FIELD GOALS MADE

| | |
|---|-----------------------------------|
| Canisius had 20 or more field goals made | 1/19/18, at Manhattan: 24 |
| Canisius had 30 or more field goals made | 12/22/17, at Robert Morris: 31 |
| Canisius had fewer than 20 field goals made | 11/23/16, vs. Tennessee State: 19 |

THE LAST TIME...

FIELD GOAL ATTEMPTED

| | |
|---|---------------------------|
| Canisius had more than 50 field goal attempts | 1/19/18, at Manhattan: 59 |
| Canisius had more than 60 field goal attempts | 1/7/18, at Siena: 64 |
| Canisius had more than 70 field goal attempts | 2/10/17, vs. Niagara: 73 |
| Canisius had more than 80 field goal attempts | 2/13/07, vs. Niagara: 87 |

FIELD GOAL PERCENTAGE

| | |
|---|--|
| Canisius shot over 50 percent from the field | 1/12/18, vs. Saint Peter's: 52.1 percent (25-for-48) |
| Canisius shot over 60 percent from the field | 11/18/17, vs. Youngstown State: 62.3 percent (38-for-61) |
| Canisius shot under 40 percent from the field | 1/7/18, at Siena: 37.5 percent (24-for-64) |

3-POINT FIELD GOALS

| | |
|---|---------------------------|
| Canisius had more than 10 3-point field goals | 1/14/18, vs. Monmouth: 14 |
| Canisius had more than 15 3-point field goals | 2/14/17, vs. Iona: 16 |
| Canisius had fewer than 5 3-point field goals | 2/24/17, vs. Fairfield: 4 |

3-POINT FIELD ATTEMPTS

| | |
|---|---------------------------|
| Canisius had more than 20 3-point field attempts | 1/19/18, at Manhattan: 22 |
| Canisius had more than 30 3-point field attempts | 12/19/17, vs. Elon: 34 |
| Canisius had fewer than 10 3-point field attempts | 1/21/08, at Siena: 8 |

3-POINT FIELD PERCENTAGE

| | |
|---|---|
| Canisius shot over 40 percent from 3-point range | 1/14/18, vs. Monmouth: 46.7 percent (14-for-30) |
| Canisius shot over 50 percent from 3-point range | 11/25/17, vs. Arkansas-Pine Bluff: 52.2 percent (12-for-23) |
| Canisius shot less than 30 percent from 3-point range | 1/7/18, at Siena: 23.1 percent (6-for-26) |

FREE THROWS MADE

| | |
|---|---------------------------|
| Canisius had more than 20 free throws made | 2/4/17, at Siena: 20 |
| Canisius had more than 30 free throws made | 1/14/18, vs. Monmouth: 32 |
| Canisius had fewer than 10 free throws made | 1/7/18, at Siena: 8 |

FREE THROW ATTEMPTS

| | |
|--|---------------------------|
| Canisius had more than 20 free throws attempts | 1/5/18, at Quinnipiac: 27 |
| Canisius had more than 30 free throws attempts | 1/14/18, vs. Monmouth: 40 |
| Canisius had fewer than 10 free throw attempts | 1/7/18, at Siena: 9 |

FREE THROW PERCENTAGE

| | |
|---|--|
| Canisius shot over 70 percent from the free-throw line | 1/19/18, at Manhattan: 70.6 percent (12-for-17) |
| Canisius shot over 80 percent from the free-throw line | 1/14/18, vs. Monmouth: 80.0 percent (32-for-40) |
| Canisius shot over 90 percent from the free-throw line | 12/22/16, at St. Bonaventure: 94.4 percent (17-for-18) |
| Canisius shot 100 percent from the free-throw line | 3/14/17, at Samford: 100 percent (3-for-3) |
| Canisius shot less than 60 percent from the free-throw line | 12/22/17, at Robert Morris: 41.7 percent (5-for-12) |

FOULS

| | |
|---------------------------------------|---------------------------|
| Canisius had more than 10 fouls | 1/19/18, at Manhattan: 16 |
| Canisius had more than 20 fouls | 1/14/18, vs. Monmouth: 25 |
| Canisius had 10 or fewer fouls | 2/11/12, vs. Siena: 10 |

TURNOVERS

| | |
|--|--------------------------------------|
| Canisius had more than 10 turnovers | 1/14/18, vs. Monmouth: 18 |
| Canisius had more than 20 turnovers | 11/5/17, vs. Arkansas-Pine Bluff: 21 |
| Canisius had fewer than 10 turnovers | 1/7/18, at Siena: 3 |

AT KOESSLER ATHLETIC CENTER

| | |
|---|--------------------------------------|
| Canisius had a sellout crowd at the Koessler Athletic Center | 12/6/17, vs. St. Bonaventure (2,196) |
| Canisius had a crowd of more than 2,000 at Koessler Athletic Center (non-sellout) | 2/25/16, vs. Niagara (2,023) |

AT KEYBANK CENTER

| | |
|--|--|
| Canisius had a crowd of more than 10,000 at KeyBank Center | 11/25/06, vs. Syracuse (14,823) |
| Canisius played a regular season game at KeyBank Center | 12/17/16, at Buffalo (CC 94, UB 87 - OT) |
| Canisius played a regular season home game at KeyBank Center | 11/29/14, vs. Buffalo (UB 72, CC 57) |
| Canisius played a regular season road game at KeyBank Center | 12/17/16, at Buffalo (CC 94, UB 87 - OT) |
| Canisius won a regular season game at KeyBank Center | 12/17/16, at Buffalo (CC 94, UB 87 - OT) |
| Canisius won a MAAC Tournament game at KeyBank Center | 3/4/05, vs. Marist (CC 62-MC 60) |

IN THE RANKINGS

| | |
|---|--|
| Canisius was ranked | March 12, 1957 AP poll: No. 20 |
| Canisius beat a ranked opponent | 12/9/94, vs. No. 13 Cincinnati: CC won 72-69 at Cincinnati's Fifth Third Arena |
| Canisius lost to a ranked opponent | 11/13/16, vs. No. 2/4 Kentucky: CC lost 93-69 at Kentucky's Rupp Arena |
| Canisius played a ranked league opponent | 1/15/90, at No. 21 La Salle: CC lost 89-77 |
| Canisius defeated a ranked opponent at home | 1/7/67, vs. No. 7 Providence: CC won 79-73 (OT) at The Aud |
| Canisius defeated a ranked opponent on the road | 12/9/94, vs. No. 13 Cincinnati: CC won 72-69 at Cincinnati |
| Canisius faced a No. 1 team | 12/7/91, vs. No. 1 Duke: CC lost 96-60 at The Aud |
| Canisius beat a team receiving AP Poll votes | 12/4/15, vs. Monmouth: Canisius won 96-86 in the Koessler Athletic Center |
| Canisius lost to a team receiving AP Poll votes | 2/2/12, at Iona: Iona won 105-86 at Hynes Athletic Center |

GRIFF CHARTS

CANISIUS' RECORD WHEN

| | |
|----------------------------------|------|
| At Home | 7-1 |
| On Road | 3-7 |
| Neutral Site | 2-0 |
| Leading at Halftime | 10-2 |
| Trailing at Halftime | 2-6 |
| Tied at Halftime | 0-0 |
| Leading with 5:00 to play | 11-1 |
| Trailing with 5:00 to play | 1-7 |
| Tied with 5:00 to play | 0-0 |
| Shoot 40% plus from field | 12-6 |
| Shoot less than 40% from field | 0-2 |
| Opp. shoots 40% plus from field | 8-8 |
| Opp. shoots less than 40% | 4-0 |
| Shoot 37% plus from 3-pt. | 5-1 |
| Shoot less than 37% from 3-pt. | 7-7 |
| Opp. shoots 37% plus from 3-pt. | 3-2 |
| Opp. shoots less than 37% from 3 | 9-6 |
| Griffs outrebounds opp. | 8-1 |
| Opp. outrebounds the Griffs | 4-7 |
| Rebounds are equal | 0-0 |
| Griffs commit less than 15 TOs | 7-4 |
| Griffs w/ less TOs than Opp. | 5-3 |
| Opp. w/ less TOs than the Griffs | 6-4 |
| Games decided by 1-5 pts. | 1-3 |
| Games decided by 6-10 pts. | 4-3 |
| Games decided by 11+ | 7-2 |
| Griffs score 80+ pts. | 5-0 |
| Griffs score 70-79 pts. | 4-2 |
| Griffs score 60-69 pts. | 3-3 |
| Griffs score less than 60 pts. | 0-3 |
| Opponent scores 80+ pts. | 1-3 |
| Opponent scores 70-79 pts. | 4-1 |
| Opponent scores 60-69 pts. | 4-4 |
| Opp. scores fewer than 60 pts. | 3-0 |
| In overtime(s) | 0-0 |
| In single-overtime | 0-0 |
| Griffs wear white | 7-1 |
| Griffs wear blue | 2-2 |
| Griffs wear gold | 3-5 |
| On Monday | 0-0 |
| On Tuesday | 1-2 |
| On Wednesday | 0-1 |
| On Thursday | 0-0 |
| On Friday | 6-0 |
| On Saturday | 3-3 |
| On Sunday | 2-2 |
| In day games | 4-5 |
| In night games | 8-3 |

GAME-BY-GAME STARTERS

| | OPP. | F | F | G | G | G |
|-----|-----------------------|----------|-----------|---------|-------|--------|
| N11 | at Buffalo | Crumpton | White | Johnson | Resse | Molson |
| N14 | at Air Force | Crumpton | White | Johnson | Reese | Molson |
| N18 | YOUNGSTOWN ST. | Crumpton | White | Johnson | Reese | Molson |
| N21 | at Tennessee St. | Crumpton | Lotts | Johnson | Reese | Molson |
| N24 | vs. Texas State | Crumpton | Lotts | Johnson | Reese | Molson |
| N25 | vs. Ark. - Pine Bluff | Crumpton | Lotts | Johnson | Reese | Molson |
| N26 | at Pacific | Crumpton | Lotts | Johnson | Reese | Molson |
| D2 | DARTMOUTH | Crumpton | Lotts | Johnson | Reese | Molson |
| D6 | ST. BONAVENTURE | Crumpton | Lotts | Johnson | Reese | Molson |
| D9 | at Evansville | Crumpton | Lotts | Johnson | Reese | Molson |
| D16 | at Albany | Crumpton | Lotts | Johnson | Reese | Molson |
| D19 | ELON | Crumpton | Planincic | Johnson | Reese | Molson |
| D22 | at Robert Morris | Crumpton | Planincic | Johnson | Reese | Molson |
| D29 | RIDER | Crumpton | Planincic | Johnson | Reese | Molson |
| D31 | IONA | Crumpton | Planincic | Johnson | Reese | Molson |
| J5 | at Quinnipiac | Crumpton | Planincic | Johnson | Reese | Molson |
| J7 | at Siena | Crumpton | Planincic | Johnson | Reese | Molson |
| J12 | SAINT PETER'S | Crumpton | Planincic | Johnson | Reese | Molson |
| J14 | MONMOUTH | Crumpton | Planincic | Johnson | Reese | Molson |
| J19 | at Manhattan | Crumpton | Planincic | Johnson | Reese | Molson |
| J21 | at Iona | | | | | |
| J27 | NIAGARA | | | | | |
| F2 | at Marist | | | | | |
| F4 | at Saint Peter's | | | | | |
| F8 | SIENA | | | | | |
| F10 | QUINNIPIAC | | | | | |
| F12 | FAIRFIELD | | | | | |
| F16 | at Monmouth | | | | | |
| F18 | at Rider | | | | | |
| F21 | at Niagara | | | | | |
| F26 | MARIST | | | | | |

GAME-BY-GAME LEADERS

| | OPP. | POINTS | REBOUNDS | ASSISTS | RESULT |
|-----|-----------------------|---------------|--------------|-------------|-----------|
| N11 | at Buffalo | Molson (25) | Crumpton (7) | Johnson (4) | L, 80-75 |
| N14 | at Air Force | Crumpton (20) | Foley (9) | Johnson (5) | L, 93-79 |
| N18 | YOUNGSTOWN ST. | Foley (25) | Reese (11) | Reese (11) | W, 104-84 |
| N21 | at Tennessee St. | Reese (16) | Reese (8) | Johnson (6) | L, 60-52 |
| N24 | vs. Texas State | Reese (16) | Reese (7) | Reese (5) | W, 68-62 |
| N25 | vs. Ark. - Pine Bluff | Two w/ (19) | Three w/ (7) | Two w/ (6) | W, 81-58 |
| N26 | at Pacific | Crumpton (21) | Reese (6) | Johnson (9) | L, 80-58 |
| D2 | DARTMOUTH | Crumpton (24) | Reese (8) | Two w/ (5) | W, 73-60 |
| D6 | ST. BONAVENTURE | Reese (31) | Two w/ (7) | Johnson (4) | L, 73-65 |
| D9 | at Evansville | Crumpton (14) | Crumpton (9) | Reese (5) | L, 65-58 |
| D16 | at Albany | Reese (19) | Crumpton (9) | Reese (6) | L, 68-65 |
| D19 | ELON | Crumpton (16) | Johnson (8) | Two w/ (5) | W, 67-51 |
| D22 | at Robert Morris | Reese (18) | Reese (7) | Four w/ (3) | W, 76-62 |
| D29 | RIDER | Crumpton (20) | Molson (10) | Reese (8) | W, 77-76 |
| D31 | IONA | Crumpton (24) | Molson (9) | Johnson (5) | W, 85-78 |
| J5 | at Quinnipiac | Reese (20) | Molson (10) | Reese (5) | W, 82-74 |
| J7 | at Siena | Molson (21) | Two w/ (4) | Reese (7) | L, 65-62 |
| J12 | SAINT PETER'S | Molson (23) | Three w/ (5) | Reese (5) | W, 70-58 |
| J14 | MONMOUTH | Crumpton (23) | Reese (7) | Two w/ (5) | W, 94-79 |
| J19 | at Manhattan | Resse (22) | Crumpton (6) | Johnson (7) | W, 68-59 |
| J21 | at Iona | | | | |
| J27 | NIAGARA | | | | |
| F2 | at Marist | | | | |
| F4 | at Saint Peter's | | | | |
| F8 | SIENA | | | | |
| F10 | QUINNIPIAC | | | | |
| F12 | FAIRFIELD | | | | |
| F16 | at Monmouth | | | | |
| F18 | at Rider | | | | |
| F21 | at Niagara | | | | |
| F26 | MARIST | | | | |

2017-18 HIGHS & LOWS

Canisius - GAME HIGHS

| | | |
|---------------------------|--------------|-----------------------------|
| POINTS | 104 | vs. Youngstown St. (11/18) |
| FIELD GOALS MADE | 38 | vs. Youngstown St. (11/18) |
| FIELD GOAL ATTEMPTS | 64 | at Siena (1/7) |
| FIELD GOAL PCT. | 62.3 (38-61) | vs. Youngstown St. (11/18) |
| 3-Pt. FIELD GOALS MADE | 14 | vs. Monmouth (1/14) |
| 3-Pt. FIELD GOAL ATTEMPTS | 35 | at Air Force (11/14) |
| 3-Pt. FIELD GOAL PCT. | 56.5 (13-23) | vs. Youngstown St. (11/18) |
| FREE THROWS MADE | 32 | vs. Monmouth (1/14) |
| FREE THROW ATTEMPTS | 40 | vs. Monmouth (1/14) |
| FREE THROW PCT. | 89.5 (17-19) | at Buffalo (11/11) |
| REBOUNDS | 42 | vs. Ark.-Pine Bluff (11/25) |
| ASSISTS | 29 | vs. Youngstown St. (11/18) |
| STEALS | 13 | at Siena (1/7) |
| BLOCKED SHOTS | 7 | at Robert Morris (12/22) |
| | 7 | vs. Ark.-Pine Bluff (11/25) |
| | 7 | vs. Youngstown St. (11/18) |
| TURNOVERS | 21 | vs. Ark.-Pine Bluff (11/25) |
| | 21 | at Tennessee St. (11/21) |
| FOULS | 29 | at Air Force (11/14) |

Canisius - GAME LOWS

| | | |
|---------------------------|--------------|----------------------------|
| POINTS | 52 | at Tennessee St. (11/21) |
| FIELD GOALS MADE | 20 | at Tennessee St. (11/21) |
| FIELD GOAL ATTEMPTS | 47 | vs. St. Bonaventure (12/6) |
| FIELD GOAL PCT. | 37.7 (23-61) | at Evansville (12/9) |
| 3-Pt. FIELD GOALS MADE | 5 | vs. Texas State (11/24) |
| 3-Pt. FIELD GOAL ATTEMPTS | 20 | vs. Texas State (11/24) |
| 3-Pt. FIELD GOAL PCT. | 18.2 (6-33) | at Evansville (12/9) |
| FREE THROWS MADE | 3 | at Albany (12/16) |
| | 3 | at Pacific (11/26) |
| | 3 | at Tennessee St. (11/21) |
| FREE THROW ATTEMPTS | 4 | at Pacific (11/26) |
| | 4 | at Tennessee St. (11/21) |
| FREE THROW PCT. | 41.7 (5-12) | at Robert Morris (12/22) |
| REBOUNDS | 24 | at Siena (1/7) |
| ASSISTS | 12 | vs. St. Bonaventure (12/6) |
| STEALS | 2 | at Pacific (11/26) |
| BLOCKED SHOTS | 0 | at Tennessee St. (11/21) |
| TURNOVERS | 3 | at Siena (1/7) |
| FOULS | 13 | vs. Elon (12/19) |

Canisius - INDIVIDUAL GAME HIGHS

| | | |
|-----------------------------|-------------|---|
| POINTS | 31 | Isaiah Reese vs. St. Bonaventure (12/6) |
| FIELD GOALS MADE | 10 | Isaiah Reese vs. St. Bonaventure (12/6) |
| FIELD GOAL ATTEMPTS | 20 | Jermaine Crumpton vs. Rider (12/29) |
| FG PCT. (min. 5 made) | 88.9 (8-9) | Spencer Foley vs. Youngstown St. (11/18) |
| 3-Pt. FIELD GOALS MADE | 6 | Isaiah Reese at Manhattan (1/19) |
| | 6 | Spencer Foley vs. Youngstown St. (11/18) |
| 3-Pt. FIELD GOAL ATTEMPTS | 13 | Isaiah Reese at Manhattan (1/19) |
| 3-Pt. FG PCT. (min. 2 made) | 100.0 (3-3) | Malik Johnson vs. Monmouth (1/14) |
| | 100.0 (3-3) | Jonathan Sanks vs. Monmouth (1/14) |
| FREE THROWS MADE | 11 | Takal Molson vs. Monmouth (1/14) |
| FREE THROW ATTEMPTS | 16 | Takal Molson vs. Monmouth (1/14) |
| FT PCT. (min. 6 made) | 1,000 (8-8) | Isaiah Reese at Buffalo (11/11) |
| REBOUNDS | 11 | Isaiah Reese vs. Youngstown St. (11/18) |
| ASSISTS | 11 | Isaiah Reese vs. Youngstown St. (11/18) |
| STEALS | 6 | Isaiah Reese at Manhattan (1/19) |
| BLOCKED SHOTS | 5 | Selvedin Planincic at Robert Morris (12/22) |
| TURNOVERS | 7 | Jermaine Crumpton vs. Saint Peter's (1/12) |
| FOULS | 5 | Multiple Players |

Opponents - GAME LOWS

| | | |
|---------------------------|--------------|-----------------------------|
| POINTS | 51 | vs. Elon (12/19) |
| FIELD GOALS MADE | 20 | at Quinnipiac (1/5) |
| | 20 | vs. Elon (12/19) |
| | 20 | vs. Texas State (11/24) |
| FIELD GOAL ATTEMPTS | 41 | at Evansville (12/9) |
| FIELD GOAL PCT. | 35.1 (20-57) | at Quinnipiac (1/5) |
| 3-Pt. FIELD GOALS MADE | 1 | at Evansville (12/9) |
| 3-Pt. FIELD GOAL ATTEMPTS | 7 | at Evansville (12/9) |
| 3-Pt. FIELD GOAL PCT. | 14.3 (1-7) | at Evansville (12/9) |
| FREE THROWS MADE | 3 | vs. Elon (12/19) |
| FREE THROW ATTEMPTS | 7 | vs. Saint Peter's (1/12) |
| FREE THROW PCT. | 37.5 (3-8) | vs. Elon (12/19) |
| REBOUNDS | 18 | vs. Ark.-Pine Bluff (11/25) |
| ASSISTS | 8 | vs. Ark.-Pine Bluff (11/25) |
| STEALS | 1 | 7x, last at Siena (1/7) |
| BLOCKED SHOTS | 0 | vs. Saint Peter's (1/12) |
| TURNOVERS | 9 | vs. Ark.-Pine Bluff (11/25) |
| FOULS | 8 | vs. Ark.-Pine Bluff (11/25) |

Opponent - GAME HIGHS

| | | |
|---------------------------|--------------|----------------------------|
| POINTS | 93 | at Air Force (11/14) |
| FIELD GOALS MADE | 30 | at Pacific (11/26) |
| | 30 | vs. Youngstown St. (11/18) |
| | 30 | at Buffalo (11/11) |
| FIELD GOAL ATTEMPTS | 73 | at Buffalo (11/11) |
| FIELD GOAL PCT. | 51.7 (30-58) | at Pacific (11/26) |
| 3-Pt. FIELD GOALS MADE | 10 | vs. Youngstown St. (11/18) |
| 3-Pt. FIELD GOAL ATTEMPTS | 26 | at Quinnipiac (1/5) |
| | 26 | vs. Elon (12/19) |
| 3-Pt. FIELD GOAL PCT. | 46.2 (6-13) | at Pacific (11/26) |
| FREE THROWS MADE | 38 | at Air Force (11/14) |
| FREE THROW ATTEMPTS | 41 | at Air Force (11/14) |
| FREE THROW PCT. | 92.9 (13-14) | vs. St. Bonaventure (12/6) |
| REBOUNDS | 43 | at Siena (1/7) |
| | 43 | at Quinnipiac (1/5) |
| ASSISTS | 19 | at Pacific (11/26) |
| STEALS | 10 | vs. Monmouth (1/14) |
| | 10 | at Pacific (11/26) |
| BLOCKED SHOTS | 9 | at Manhattan (1/19) |
| TURNOVERS | 19 | at Manhattan (1/19) |
| FOULS | 28 | vs. Monmouth (1/14) |

Opponent - INDIVIDUAL GAME HIGHS

| | | |
|-----------------------------|-------------|---|
| POINTS | 33 | Braun Hartfield vs. Youngstown St. (11/18) |
| FIELD GOALS MADE | 11 | Braun Hartfield vs. Youngstown St. (11/18) |
| FIELD GOAL ATTEMPTS | 18 | Braun Hartfield vs. Youngstown St. (11/18) |
| FG PCT. (min. 5 made) | 87.5 (7-8) | Pauly Paulicap at Manhattan (1/19) |
| | 87.5 (7-8) | Josh Ayeni vs. St. Bonaventure (12/6) |
| | 87.5 (7-8) | Christian Mekowulu at Tennessee St. (11/21) |
| 3-Pt. FIELD GOALS MADE | 5 | K. Hamilton at Tennessee St. (11/21) |
| | 5 | Braun Hartfield vs. Youngstown St. (11/18) |
| 3-Pt. FIELD GOAL ATTEMPTS | 9 | K. Hamilton at Tennessee St. (11/21) |
| 3-Pt. FG PCT. (min. 2 made) | 80.0 (4-5) | Louie Pillari vs. Monmouth (1/14) |
| FREE THROWS MADE | 16 | Cameron Young at Quinnipiac (1/5) |
| FREE THROW ATTEMPTS | 20 | Cameron Young at Quinnipiac (1/5) |
| FT PCT. (min. 6 made) | 100.0 (9-9) | Jacob Van at Air Force (11/14) |
| REBOUNDS | 16 | Abdulai Bundu at Quinnipiac (1/5) |
| ASSISTS | 11 | Jahlil Tripp at Pacific (11/26) |
| STEALS | 3 | Austin Tilghman vs. Monmouth (1/14) |
| | 3 | Rickey McGill vs. Iona (12/31) |
| | 3 | Dimencio Vaughn vs. Rider (12/29) |
| | 3 | Matty McConnell at Robert Morris (12/22) |
| | 3 | Jahlil Tripp at Pacific (11/26) |
| BLOCKED SHOTS | 6 | Pauly Paulicap at Manhattan (1/19) |
| TURNOVERS | 7 | Austin Tilghman vs. Monmouth (1/14) |
| FOULS | 5 | Multiple Players |

2017-18 MISCELLANEOUS STATS

CANISIUS LEADS & DEFICITS

| Date | Opponent | Largest Lead | Largest Deficit | Canisius Time in Lead | Outcome |
|---------|-----------------------|-----------------------|-----------------------|-----------------------|-----------|
| Nov. 11 | at Buffalo | 5 (9:49 - 2nd Half) | 8 (9:23 - 1st Half) | 10:53 | L, 80-75 |
| Nov. 14 | at Air Force | 1 (12:26 - 1st Half) | 15 (8:44 - 2nd Half) | 0:14 | L, 93-79 |
| Nov. 18 | YOUNGSTOWN STATE | 24 (14:15 - 2nd Half) | 7 (18:31 - 1st Half) | 36:16 | W, 104-84 |
| Nov. 21 | at Tennessee State | 11 (18:21 - 2nd Half) | 11 (1:41 - 2nd Half) | 20:18 | L, 60-52 |
| Nov. 24 | vs. Texas State | 10 (4:52 - 2nd Half) | 6 (11:32 - 1st Half) | 21:05 | W, 68-62 |
| Nov. 25 | vs. Ark. - Pine Bluff | 33 (4:11 - 2nd Half) | None | 38:21 | W, 81-58 |
| Nov. 26 | at Pacific | None | 26 (16:38 - 2nd Half) | 0:00 | L, 80-58 |
| Dec. 2 | DARTMOUTH | 16 (3:53 - 2nd Half) | 7 (15:48 - 1st Half) | 33:02 | W, 73-60 |
| Dec. 6 | ST. BONAVENTURE | 1 (18:46 - 1st Half) | 12 (13:28 - 2nd Half) | 0:46 | L, 73-65 |
| Dec. 9 | at Evansville | 4 (18:37 - 1st Half) | 15 (17:36 - 2nd Half) | 3:27 | L, 65-58 |
| Dec. 16 | at Albany | 10 (7:27 - 1st Half) | 9 (0:37 - 2nd Half) | 21:34 | L, 68-65 |
| Dec. 19 | ELON | 22 (5:32 - 2nd Half) | None | 38:09 | W, 67-51 |
| Dec. 22 | at Robert Morris | 19 (1:50 - 2nd Half) | 6 (17:11 - 1st Half) | 26:08 | W, 76-62 |
| Dec. 29 | RIDER | 10 (12:54 - 1st Half) | 6 (10:11 - 2nd Half) | 26:59 | W, 77-76 |
| Dec. 31 | IONA | 16 (19:27 - 2nd Half) | 12 (9:20 - 1st Half) | 22:06 | W, 85-78 |
| Jan. 5 | at Quinnipiac | 16 (2:49 - 1st Half) | 5 (18:49 - 1st Half) | 35:21 | W, 82-74 |
| Jan. 7 | at Siena | 7 (11:26 - 1st Half) | 9 (18:07 - 2nd Half) | 10:04 | L, 65-62 |
| Jan. 12 | SAINT PETER'S | 14 (1:43 - 2nd Half) | 4 (16:31 - 1st Half) | 26:18 | W, 70-58 |
| Jan. 14 | MONMOUTH | 19 (5:18 - 2nd Half) | 13 (9:36 - 1st Half) | 19:37 | W, 94-79 |
| Jan. 17 | at Manhattan | 13 (1:48 - 2nd Half) | 6 (2:10 - 1st Half) | 28:38 | W, 68-59 |
| Jan. 19 | at Iona | | | | |
| Jan. 27 | NIAGARA | | | | |
| Feb. 2 | at Marist | | | | |
| Feb. 4 | at Saint Peter's | | | | |
| Feb. 8 | SIENA | | | | |
| Feb. 10 | QUINNIPAC | | | | |
| Feb. 12 | FAIRFIELD | | | | |
| Feb. 16 | at Monmouth | | | | |
| Feb. 18 | at Rider | | | | |
| Feb. 21 | at Niagara | | | | |
| Feb. 26 | MARIST | | | | |

BOTTOM OF THE BOX SCORE STATS

| Date | Opponent | W/L | IN THE PAINT | | 2ND CHANCE | | OFF TURNOVERS | | BENCH | |
|---------|-----------------------|-----|--------------|-----|------------|-----|---------------|-----|-------|-----|
| | | | CAN | OPP | CAN | OPP | CAN | OPP | CAN | OPP |
| Nov. 11 | at Buffalo | L | 30 | 44 | 5 | 19 | 19 | 18 | 9 | 22 |
| Nov. 14 | at Air Force | L | 28 | 26 | 16 | 13 | 23 | 23 | 27 | 22 |
| Nov. 18 | YOUNGSTOWN ST. | W | 46 | 34 | 7 | 14 | 18 | 25 | 30 | 18 |
| Nov. 21 | at Tennessee State | L | 18 | 24 | 8 | 2 | 15 | 19 | 17 | 5 |
| Nov. 24 | vs. Texas State | W | 34 | 26 | 4 | 9 | 26 | 16 | 21 | 19 |
| Nov. 25 | vs. Ark. - Pine Bluff | W | 30 | 18 | 13 | 6 | 17 | 21 | 25 | 7 |
| Nov. 26 | at Pacific | L | 26 | 46 | 6 | 7 | 18 | 18 | 19 | 22 |
| Dec. 2 | DARTMOUTH | W | 36 | 22 | 10 | 6 | 11 | 15 | 15 | 15 |
| Dec. 6 | ST. BONAVENTURE | L | 20 | 32 | 14 | 15 | 12 | 27 | 10 | 17 |
| Dec. 9 | at Evansville | L | 32 | 36 | 14 | 3 | 13 | 12 | 13 | 21 |
| Dec. 16 | at Albany | L | 32 | 38 | 7 | 12 | 10 | 13 | 13 | 4 |
| Dec. 19 | ELON | W | 22 | 22 | 4 | 8 | 19 | 10 | 14 | 14 |
| Dec. 22 | at Robert Morris | W | 32 | 30 | 8 | 13 | 19 | 22 | 16 | 13 |
| Dec. 29 | RIDER | W | 30 | 40 | 8 | 15 | 14 | 16 | 16 | 27 |
| Dec. 31 | IONA | W | 38 | 34 | 10 | 7 | 21 | 16 | 15 | 11 |
| Jan. 5 | at Quinnipiac | W | 16 | 22 | 7 | 24 | 18 | 5 | 19 | 26 |
| Jan. 7 | at Siena | L | 30 | 30 | 10 | 16 | 17 | 4 | 13 | 4 |
| Jan. 12 | SAINT PETER'S | W | 30 | 28 | 7 | 7 | 20 | 15 | 14 | 24 |
| Jan. 14 | MONMOUTH | W | 18 | 30 | 13 | 7 | 18 | 26 | 21 | 27 |
| Jan. 17 | at Manhattan | W | 22 | 28 | 9 | 6 | 20 | 12 | 14 | 14 |
| Jan. 19 | at Iona | | | | | | | | | |
| Jan. 27 | NIAGARA | | | | | | | | | |
| Feb. 2 | at Marist | | | | | | | | | |
| Feb. 4 | at Saint Peter's | | | | | | | | | |
| Feb. 8 | SIENA | | | | | | | | | |
| Feb. 10 | QUINNIPAC | | | | | | | | | |
| Feb. 12 | FAIRFIELD | | | | | | | | | |
| Feb. 16 | at Monmouth | | | | | | | | | |
| Feb. 18 | at Rider | | | | | | | | | |
| Feb. 21 | at Niagara | | | | | | | | | |
| Feb. 26 | MARIST | | | | | | | | | |



MALIK JOHNSON

1

GUARD | 5-10 / 155 | SOPH. | RICHMOND, VA. | BLUE RIDGE SCHOOL

- Scored a career-high 22 points to go with a season-high seven assists in the win over Youngstown State Nov. 18.
- Has multiple 3-point field goals in five of the team's last nine games. Matched a career-high with three 3-pointers in the win over Monmouth Jan. 14.
- Has dished out five-or more assists in 26 of his 54 career games played.
- Credited with a career-high nine assists in the loss at Pacific Nov. 26.
- Ranks sixth in the MAAC and 99th nationally with his 4.7 assists per game average this season.
- Has two older brothers. Robert, is a member of Indiana's men's basketball program and Yahkee is a running back at Hampton.

CAREER AND SEASON HIGHS

Points

Career: 22 vs. Youngstown State (11/18/17)

Season: Same

FG Made

Career: 8 vs. Youngstown State (11/18/17)

Season: Same

3-PT FG Made

Career: 3 (2x), last vs. Monmouth (1/14/18)

Season: Same

FT Made

Career: 5 (2x), last vs. Iona (12/31/17)

Season: Same

Rebounds

Career: 8 vs. Elon (12/19/17)

Season: Same

Assists

Career: 9 at Pacific (11/26/17)

Season: Same

Steals

Career: 3 (5x), last at Siena (1/7/18)

Season: 3 (2x), last at Siena (1/7)

Blocks

Career: 1 at Rider (2/17/17)

Season: --

Minutes

Career: 38 (3x), last at Siena (1/7/18)

Season: 38 (3x), last at Siena (1/7/18)

SPECIALTY STATISTICS

| | 17-18 | Career |
|------------------------|-------|--------|
| Double-Digit Points: | 6 | 7 |
| Double-Digit Rebounds: | 0 | 0 |
| Double-Doubles: | 0 | 0 |
| 20+ Point Games: | 1 | 1 |
| 30+ Point Games: | 0 | 0 |
| 2+ 3-PT FG Made: | 6 | 7 |

GAME-BY-GAME STATISTICS


| | | | | Total | | 3-Pointers | | Free throws | | Rebounds | | | | | | | | | | | |
|------------------------|----------|----|-----|--------|--------|------------|-------|-------------|-------|----------|-----|-----|-----|-----|----|-----|-----|-----|-----|------|-----|
| Opponent | Date | gs | min | fg-fga | pct | 3fg-fga | pct | ft-fa | pct | off | def | tot | avg | pf | a | t/o | blk | stl | pts | avg | |
| at Buffalo | 11/11/17 | * | 36 | 3-8 | .375 | 1-1 | 1.000 | 1-2 | .500 | 0 | 3 | 3 | 3.0 | 2 | 4 | 5 | 0 | 1 | 8 | 8.0 | |
| at Air Force | 11/14/17 | * | 31 | 4-9 | .444 | 0-4 | .000 | 2-3 | .667 | 0 | 2 | 2 | 2.5 | 2 | 5 | 2 | 0 | 1 | 10 | 9.0 | |
| YOUNGSTOWN STATE | 11/18/17 | * | 37 | 8-12 | .667 | 1-2 | .500 | 5-6 | .833 | 0 | 5 | 5 | 3.3 | 1 | 7 | 3 | 0 | 0 | 22 | 13.3 | |
| at Tennessee State | 11/21/17 | * | 34 | 2-7 | .286 | 0-3 | .000 | 0-0 | .000 | 0 | 4 | 4 | 3.5 | 2 | 6 | 4 | 0 | 0 | 4 | 11.0 | |
| vs Texas State | 11/24/17 | * | 31 | 2-6 | .333 | 1-4 | .250 | 2-2 | 1.000 | 0 | 3 | 3 | 3.4 | 1 | 3 | 2 | 0 | 2 | 7 | 10.2 | |
| vs Arkansas-Pine Bluff | 11/25/17 | * | 22 | 1-4 | .250 | 1-3 | .333 | 0-0 | .000 | 0 | 2 | 2 | 3.2 | 2 | 6 | 1 | 0 | 0 | 3 | 9.0 | |
| at Pacific | 11/26/17 | * | 36 | 4-8 | .500 | 1-3 | .333 | 0-0 | .000 | 0 | 4 | 4 | 3.3 | 0 | 9 | 0 | 0 | 2 | 9 | 9.0 | |
| DARTMOUTH | 12/02/17 | * | 36 | 4-7 | .571 | 2-5 | .400 | 2-3 | .667 | 0 | 1 | 1 | 3.0 | 2 | 5 | 1 | 0 | 1 | 12 | 9.4 | |
| ST. BONAVENTURE | 12/06/17 | * | 36 | 2-7 | .286 | 1-3 | .333 | 0-0 | .000 | 1 | 1 | 2 | 2.9 | 3 | 4 | 5 | 0 | 1 | 5 | 8.9 | |
| at Evansville | 12/09/17 | * | 38 | 1-5 | .200 | 0-2 | .000 | 1-2 | .500 | 1 | 2 | 3 | 2.9 | 2 | 4 | 1 | 0 | 1 | 3 | 8.3 | |
| at Albany | 12/16/17 | * | 31 | 4-7 | .571 | 0-3 | .000 | 0-0 | .000 | 0 | 2 | 2 | 2.8 | 3 | 5 | 1 | 0 | 1 | 8 | 8.3 | |
| ELON | 12/19/17 | * | 33 | 5-5 | 1.000 | 2-2 | 1.000 | 1-2 | .500 | 0 | 8 | 8 | 3.3 | 2 | 4 | 2 | 0 | 1 | 13 | 8.7 | |
| at Robert Morris | 12/22/17 | * | 28 | 5-6 | .833 | 3-4 | .750 | 0-0 | .000 | 0 | 2 | 2 | 3.2 | 4 | 3 | 2 | 0 | 0 | 13 | 9.0 | |
| RIDER | 12/29/17 | * | 38 | 2-6 | .333 | 2-4 | .500 | 0-0 | .000 | 0 | 3 | 3 | 3.1 | 3 | 5 | 4 | 0 | 1 | 6 | 8.8 | |
| IONA | 12/31/17 | * | 33 | 0-0 | .000 | 0-0 | .000 | 5-7 | .714 | 0 | 6 | 6 | 3.3 | 2 | 5 | 3 | 0 | 3 | 5 | 8.5 | |
| at Quinnipiac | 01/05/18 | * | 36 | 3-4 | .750 | 2-3 | .667 | 0-0 | .000 | 0 | 6 | 6 | 3.5 | 2 | 3 | 0 | 0 | 2 | 8 | 8.5 | |
| at Siena | 01/07/18 | * | 38 | 1-9 | .111 | 1-2 | .500 | 0-0 | .000 | 0 | 1 | 1 | 3.4 | 2 | 3 | 0 | 0 | 3 | 3 | 8.2 | |
| SAINT PETER'S | 01/12/18 | * | 25 | 0-2 | .000 | 0-2 | .000 | 0-0 | .000 | 0 | 1 | 1 | 3.2 | 0 | 3 | 1 | 0 | 0 | 0 | 7.7 | |
| MONMOUTH | 01/14/18 | * | 24 | 3-4 | .750 | 3-3 | 1.000 | 1-2 | .500 | 0 | 3 | 3 | 3.2 | 3 | 2 | 3 | 0 | 1 | 10 | 7.8 | |
| at Manhattan | 01/19/18 | * | 35 | 0-1 | .000 | 0-0 | .000 | 2-4 | .500 | 0 | 3 | 3 | 3.2 | 2 | 7 | 0 | 0 | 2 | 2 | 7.6 | |
| Totals | | | 20 | 658 | 54-117 | .462 | 21-53 | .396 | 22-33 | .667 | 2 | 62 | 64 | 3.2 | 40 | 93 | 40 | 0 | 23 | 151 | 7.6 |

OVERALL CAREER STATS

| Season | gp-gs | min/avg | Total | | 3-Point | | F-Throws | | Rebounds | | | | pf | fo | ast | to | blk | stl | Scoring | |
|---------|-------|-----------|--------|------|---------|------|----------|------|----------|-----|-----|-----|-----|----|-----|----|-----|-----|---------|-----|
| | | | fg-fga | pct | fg-fga | pct | ft-fa | pct | off | def | tot | avg | | | | | | | pts | avg |
| 2016-17 | 34-34 | 923/27.1 | 42-138 | .304 | 13-52 | .250 | 32-49 | .653 | 12 | 78 | 90 | 2.6 | 83 | 3 | 148 | 59 | 1 | 34 | 129 | 3.8 |
| 2017-18 | 20-20 | 658/32.9 | 54-117 | .462 | 21-53 | .396 | 22-33 | .667 | 2 | 62 | 64 | 3.2 | 40 | 0 | 93 | 40 | 0 | 23 | 151 | 7.6 |
| TOTAL | 54-54 | 1581/29.3 | 96-255 | .376 | 34-105 | .324 | 54-82 | .659 | 14 | 140 | 154 | 2.9 | 123 | 3 | 241 | 99 | 1 | 57 | 280 | 5.2 |

MAAC CAREER STATS

| Season | gp-gs | min/avg | Total | | 3-Point | | F-Throws | | Rebounds | | | | pf | fo | ast | to | blk | stl | Scoring | |
|---------|-------|----------|--------|------|---------|------|----------|------|----------|-----|-----|-----|----|----|-----|----|-----|-----|---------|-----|
| | | | fg-fga | pct | fg-fga | pct | ft-fa | pct | off | def | tot | avg | | | | | | | pts | avg |
| 2016-17 | 20-20 | 543/27.2 | 30-88 | .341 | 10-34 | .294 | 16-26 | .615 | 6 | 54 | 60 | 3.0 | 52 | 3 | 88 | 29 | 1 | 17 | 86 | 4.3 |
| 2017-18 | 7-7 | 229/32.7 | 9-26 | .346 | 8-14 | .571 | 8-13 | .615 | 0 | 23 | 23 | 3.3 | 14 | 0 | 28 | 11 | 0 | 12 | 34 | 4.9 |
| TOTAL | 27-27 | 772/28.6 | 39-114 | .342 | 18-48 | .375 | 24-39 | .615 | 6 | 77 | 83 | 3.1 | 66 | 3 | 116 | 40 | 1 | 29 | 120 | 4.4 |



JERMAINE CRUMPTON 2

FORWARD | 6-6 / 230 | SR. | NIAGARA FALLS, N.Y. | NIAGARA FALLS

- Ranks seventh in the MAAC in scoring average at 15.8 points per game.
- Scored 12 points in the win over Manhattan to extend his string of 10+ points in a game to 16 straight.
- The 37th player in school history to reach 1,000 points, he starts today with 1,340 points (ranks 14th in program history).
- Good for 17.6 points per game in seven MAAC games this season, which ranks fifth-best in the conference.
- Dropped nearly 30 pounds in the offseason thanks to new diet and workout plans.
- Scored a career-high 32 points and grabbed a career-best 10 boards in Canisius' road win at Fairfield Jan. 10, 2017.

CAREER AND SEASON HIGHS

Points

Career: 32 at Fairfield (1/10/17)
Season: 24 (2x), last vs. Iona (12/31)

FG Made

Career: 11 (2x), last at Fairfield (1/10/17)
Season: 9 (4x), last vs. Iona (12/31)

3-PT FG Made

Career: 5 (2x), last vs. Niagara (2/10/17)
Season: 4 at Quinnipiac (1/5)

FT Made

Career: 10 at Fairfield (1/10/17)
Season: 8 vs. Monmouth (1/14)

Rebounds

Career: 10 at Fairfield (1/10/17)
Season: 9 (2x), last at Albany (12/16)

Assists

Career: 4 vs. Dartmouth (12/2/17)
Season: Same

Steals

Career: 3 (3x), last vs. Monmouth (1/16/17)
Season: 2 (2x), last vs. Saint Peter's (1/12)

Blocks

Career: 3 at Buffalo (11/11/17)
Season: 3 at Buffalo (11/11)

Minutes

Career: 40 at Buffalo (12/17/16)
Season: 39 at Buffalo (11/11)

SPECIALTY STATISTICS

| | 17-18 | Career |
|------------------------|-------|--------|
| Double-Digit Points: | 18 | 70 |
| Double-Digit Rebounds: | 0 | 1 |
| Double-Doubles: | 0 | 1 |
| 20+ Point Games: | 7 | 18 |
| 30+ Point Games: | 0 | 2 |
| 2+ 3-PT FG Made: | 9 | 40 |

GAME-BY-GAME STATISTICS

| Opponent | Date | gs | min | Total | | 3-Pointers | | Free throws | | Rebounds | | | | pf | a | t/o | blk | stl | pts | avg | |
|------------------------|----------|----|-----|--------|---------|------------|-------|-------------|-------|----------|-----|-----|-----|-----|----|-----|-----|-----|-----|------|------|
| | | | | fg-fga | pct | 3fg-fga | pct | ft-fa | pct | off | def | tot | avg | | | | | | | | |
| at Buffalo | 11/11/17 | * | 39 | 3-11 | .273 | 1-6 | .167 | 2-2 | 1.000 | 2 | 5 | 7 | 7.0 | 2 | 1 | 2 | 3 | 0 | 9 | 9.0 | |
| at Air Force | 11/14/17 | * | 24 | 6-11 | .545 | 2-5 | .400 | 6-6 | 1.000 | 1 | 2 | 3 | 5.0 | 4 | 0 | 1 | 0 | 0 | 20 | 14.5 | |
| YOUNGSTOWN STATE | 11/18/17 | * | 35 | 9-11 | .818 | 2-3 | .667 | 1-1 | 1.000 | 1 | 4 | 5 | 5.0 | 1 | 1 | 1 | 0 | 0 | 21 | 16.7 | |
| at Tennessee State | 11/21/17 | * | 33 | 1-9 | .111 | 0-5 | .000 | 0-0 | .000 | 0 | 2 | 2 | 4.3 | 0 | 3 | 1 | 0 | 0 | 2 | 13.0 | |
| vs Texas State | 11/24/17 | * | 34 | 5-8 | .625 | 1-2 | .500 | 3-3 | 1.000 | 0 | 5 | 5 | 4.4 | 3 | 3 | 2 | 1 | 1 | 14 | 13.2 | |
| vs Arkansas-Pine Bluff | 11/25/17 | * | 22 | 4-8 | .500 | 0-2 | .000 | 3-4 | .750 | 1 | 5 | 6 | 4.7 | 2 | 0 | 5 | 1 | 0 | 11 | 12.8 | |
| at Pacific | 11/26/17 | * | 34 | 9-18 | .500 | 2-7 | .286 | 1-1 | 1.000 | 1 | 1 | 2 | 4.3 | 3 | 0 | 2 | 1 | 0 | 21 | 14.0 | |
| DARTMOUTH | 12/02/17 | * | 34 | 9-13 | .692 | 3-5 | .600 | 3-4 | .750 | 0 | 3 | 3 | 4.1 | 1 | 4 | 0 | 0 | 2 | 24 | 15.3 | |
| ST. BONAVENTURE | 12/06/17 | * | 38 | 5-14 | .357 | 0-6 | .000 | 5-8 | .625 | 1 | 6 | 7 | 4.4 | 1 | 0 | 0 | 0 | 1 | 15 | 15.2 | |
| at Evansville | 12/09/17 | * | 35 | 5-9 | .556 | 2-3 | .667 | 2-3 | .667 | 3 | 6 | 9 | 4.9 | 4 | 2 | 1 | 0 | 1 | 14 | 15.1 | |
| at Albany | 12/16/17 | * | 37 | 7-13 | .538 | 2-4 | .500 | 0-0 | .000 | 2 | 7 | 9 | 5.3 | 1 | 1 | 1 | 0 | 0 | 16 | 15.2 | |
| ELON | 12/19/17 | * | 33 | 5-17 | .294 | 2-12 | .167 | 4-4 | 1.000 | 0 | 5 | 5 | 5.3 | 2 | 1 | 1 | 1 | 0 | 16 | 15.3 | |
| at Robert Morris | 12/22/17 | * | 17 | 4-9 | .444 | 2-5 | .400 | 0-0 | .000 | 2 | 2 | 4 | 5.2 | 4 | 1 | 5 | 0 | 0 | 10 | 14.8 | |
| RIDER | 12/29/17 | * | 35 | 9-20 | .450 | 0-5 | .000 | 2-4 | .500 | 2 | 0 | 2 | 4.9 | 2 | 2 | 2 | 1 | 0 | 20 | 15.2 | |
| IONA | 12/31/17 | * | 36 | 9-18 | .500 | 1-4 | .250 | 5-5 | 1.000 | 4 | 4 | 8 | 5.1 | 2 | 2 | 4 | 0 | 1 | 24 | 15.8 | |
| at Quinnipiac | 01/05/18 | * | 35 | 7-10 | .700 | 4-5 | .800 | 1-2 | .500 | 0 | 2 | 2 | 4.9 | 1 | 1 | 1 | 1 | 1 | 19 | 16.0 | |
| at Siena | 01/07/18 | * | 30 | 5-15 | .333 | 0-5 | .000 | 1-1 | 1.000 | 2 | 1 | 3 | 4.8 | 3 | 2 | 1 | 0 | 1 | 11 | 15.7 | |
| SAINT PETER'S | 01/12/18 | * | 32 | 5-11 | .455 | 0-1 | .000 | 4-4 | 1.000 | 1 | 2 | 3 | 4.7 | 3 | 3 | 7 | 0 | 2 | 14 | 15.6 | |
| MONMOUTH | 01/14/18 | * | 33 | 6-14 | .429 | 3-4 | .750 | 8-9 | .889 | 0 | 5 | 5 | 4.7 | 0 | 1 | 0 | 1 | 0 | 23 | 16.0 | |
| at Manhattan | 01/19/18 | * | 33 | 5-13 | .385 | 0-0 | .000 | 2-2 | 1.000 | 3 | 3 | 6 | 4.8 | 1 | 3 | 3 | 0 | 0 | 12 | 15.8 | |
| Totals | | | 20 | 649 | 118-252 | .468 | 27-89 | .303 | 53-63 | .841 | 26 | 70 | 96 | 4.8 | 40 | 31 | 40 | 10 | 10 | 316 | 15.8 |

OVERALL CAREER STATS

| | | | Total | | 3-Point | | F-Throws | | Rebounds | | | | | | | | | | | Scoring | |
|---------|--------|-----------|----------|------|---------|------|----------|------|----------|-----|-----|-----|-----|----|-----|-----|-----|-----|------|---------|--|
| Season | gp-gs | min/avg | fg-fga | pct | fg-fga | pct | ft-fa | pct | off | def | tot | avg | pf | fo | ast | to | blk | stl | pts | avg | |
| 2014-15 | 24-3 | 422/17.6 | 59-146 | .404 | 17-53 | .321 | 37-52 | .712 | 15 | 37 | 52 | 2.2 | 53 | 2 | 12 | 21 | 5 | 8 | 172 | 7.2 | |
| 2015-16 | 30-0 | 652/21.7 | 114-268 | .425 | 38-106 | .358 | 47-68 | .691 | 29 | 64 | 93 | 3.1 | 62 | 2 | 25 | 27 | 7 | 16 | 313 | 10.4 | |
| 2016-17 | 34-34 | 967/28.4 | 195-397 | .491 | 57-133 | .429 | 92-128 | .719 | 65 | 88 | 153 | 4.5 | 86 | 3 | 45 | 68 | 11 | 33 | 539 | 15.9 | |
| 2017-18 | 20-20 | 649/32.5 | 118-252 | .468 | 27-89 | .303 | 53-63 | .841 | 26 | 70 | 96 | 4.8 | 40 | 0 | 31 | 40 | 10 | 10 | 316 | 15.8 | |
| TOTAL | 108-57 | 2690/24.9 | 486-1063 | .457 | 139-381 | .365 | 229-311 | .736 | 135 | 259 | 394 | 3.6 | 241 | 7 | 113 | 156 | 33 | 67 | 1340 | 12.4 | |

MAAC CAREER STATS

| | | | Total | | 3-Point | | F-Throws | | Rebounds | | | | | | | | | | | Scoring | |
|---------|-------|-----------|---------|------|---------|------|----------|------|----------|-----|-----|-----|-----|----|-----|----|-----|-----|-----|---------|--|
| Season | gp-gs | min/avg | fg-fga | pct | fg-fga | pct | ft-fa | pct | off | def | tot | avg | pf | fo | ast | to | blk | stl | pts | avg | |
| 2014-15 | 14-3 | 258/18.4 | 42-96 | .438 | 11-33 | .333 | 23-33 | .697 | 10 | 18 | 28 | 2.0 | 31 | 2 | 10 | 14 | 3 | 5 | 118 | 8.4 | |
| 2015-16 | 20-0 | 401/20.1 | 63-161 | .391 | 23-63 | .365 | 38-54 | .704 | 20 | 34 | 54 | 2.7 | 43 | 1 | 15 | 16 | 6 | 13 | 187 | 9.4 | |
| 2016-17 | 20-20 | 579/29.0 | 120-244 | .492 | 32-77 | .416 | 58-80 | .725 | 46 | 49 | 95 | 4.8 | 50 | 2 | 22 | 40 | 6 | 20 | 330 | 16.5 | |
| 2017-18 | 7-7 | 234/33.4 | 46-101 | .455 | 8-24 | .333 | 23-27 | .852 | 12 | 17 | 29 | 4.1 | 12 | 0 | 14 | 18 | 3 | 5 | 123 | 17.6 | |
| TOTAL | 61-30 | 1472/24.1 | 271-602 | .450 | 74-197 | .376 | 142-194 | .732 | 88 | 118 | 206 | 3.4 | 136 | 5 | 61 | 88 | 18 | 43 | 758 | 12.4 | |



JONATHAN SANKS 3

GUARD | 6-4 / 200 | JR. | WARNER ROBINS, GA. | SPARTANBURG METHODIST

- Matched a career-high with 12 points in 13 minutes off the bench in the team's win over Rider Dec. 29.
- Averaging 7.1 points per game while shooting 46.2 percent (12-for-26) from 3-point land against MAAC schools.
- Has hit multiple 3-point field goals in five of the Griff's last eight contests.
- Grabbed a career-high five rebounds in the win over Saint Peter's Jan. 12.
- Was good for 14.4 points per game for Spartanburg Methodist in 33 games during the 2016-17 season.
- Played 19 games at Georgia Southern in 2015-16, where he averaged 3.0 points per game.

CAREER AND SEASON HIGHS

Points

Career: 12 (3x), last vs. Rider (12/29/17)

Season: 12 vs. Rider (12/29)

FG Made

Career: 4 vs. Rider (12/29/17)

Season: Same

3-PT FG Made

Career: 3 (3x), last vs. Monmouth (1/14/18)

Season: Same

FT Made

Career: 5 (2x), last vs. Little Rock (2/20/16)

Season: 2 (2x), last vs. Saint Peter's (1/12)

Rebounds

Career: 5 vs. Saint Peter's (1/12/18)

Season: Same

Assists

Career: 3 at Robert Morris (12/22/17)

Season: Same

Steals

Career: 2 (2x), last at Quinnipiac (1/5/18)

Season: 2 at Quinnipiac (1/5)

Blocks

Career: 1 vs. Webber International (11/13/15)

Season: --

Minutes

Career: 26 vs. Iona (12/31/17)

Season: Same

SPECIALTY STATISTICS

| | 17-18 | Career |
|------------------------|-------|--------|
| Double-Digit Points: | 2 | 4 |
| Double-Digit Rebounds: | 0 | 0 |
| Double-Doubles: | 0 | 0 |
| 20+ Point Games: | 0 | 0 |
| 30+ Point Games: | 0 | 0 |
| 2+ 3-PT FG Made: | 5 | 6 |

GAME-BY-GAME STATISTICS

| Opponent | Date | gs | min | fg-fga | pct | 3fg-fga | pct | ft-fa | pct | off | def | tot | avg | pf | a | t/o | blk | stl | pts | avg |
|------------------------|----------|-----|-----|--------|------|---------|------|-------|------|-----|-----|-----|-----|----|----|-----|-----|-----|-----|-----|
| at Buffalo | 11/11/17 | 17 | 0-2 | .000 | 0-2 | .000 | 0-0 | .000 | 0 | 2 | 2 | 2.0 | 2 | 2 | 0 | 0 | 0 | 0 | 0 | 0.0 |
| at Air Force | 11/14/17 | 15 | 1-7 | .143 | 1-5 | .200 | 0-0 | .000 | 1 | 2 | 3 | 2.5 | 1 | 0 | 0 | 0 | 0 | 0 | 3 | 1.5 |
| YOUNGSTOWN STATE | 11/18/17 | 8 | 0-1 | .000 | 0-1 | .000 | 1-2 | .500 | 0 | 1 | 1 | 2.0 | 2 | 1 | 0 | 0 | 0 | 0 | 1 | 1.3 |
| at Tennessee State | 11/21/17 | 11 | 0-1 | .000 | 0-1 | .000 | 0-0 | .000 | 0 | 1 | 1 | 1.8 | 1 | 0 | 2 | 0 | 0 | 0 | 0 | 1.0 |
| vs Texas State | 11/24/17 | dnp | - | - | - | - | - | - | - | - | - | - | - | - | - | - | - | - | - | - |
| vs Arkansas-Pine Bluff | 11/25/17 | dnp | - | - | - | - | - | - | - | - | - | - | - | - | - | - | - | - | - | - |
| at Pacific | 11/26/17 | 5 | 0-1 | .000 | 0-0 | .000 | 0-0 | .000 | 0 | 0 | 0 | 1.4 | 0 | 0 | 1 | 0 | 0 | 0 | 0 | 0.8 |
| DARTMOUTH | 12/02/17 | 3 | 0-1 | .000 | 0-0 | .000 | 0-0 | .000 | 0 | 0 | 0 | 1.2 | 0 | 0 | 0 | 0 | 0 | 0 | 0 | 0.7 |
| ST. BONAVENTURE | 12/06/17 | 3 | 0-0 | .000 | 0-0 | .000 | 0-0 | .000 | 0 | 0 | 0 | 1.0 | 0 | 0 | 0 | 0 | 0 | 0 | 0 | 0.6 |
| at Evansville | 12/09/17 | 19 | 1-5 | .200 | 1-4 | .250 | 0-0 | .000 | 0 | 0 | 0 | 0.9 | 5 | 0 | 0 | 0 | 0 | 0 | 3 | 0.9 |
| at Albany | 12/16/17 | 13 | 1-5 | .200 | 0-3 | .000 | 1-3 | .333 | 2 | 0 | 2 | 1.0 | 0 | 1 | 0 | 0 | 1 | 3 | 1.1 | |
| ELON | 12/19/17 | 18 | 2-3 | .667 | 1-2 | .500 | 0-0 | .000 | 1 | 3 | 4 | 1.3 | 2 | 0 | 0 | 0 | 0 | 5 | 1.5 | |
| at Robert Morris | 12/22/17 | 19 | 3-6 | .500 | 2-3 | .667 | 0-1 | .000 | 0 | 0 | 0 | 1.2 | 4 | 3 | 1 | 0 | 0 | 8 | 2.1 | |
| RIDER | 12/29/17 | 13 | 4-5 | .800 | 3-4 | .750 | 1-2 | .500 | 0 | 2 | 2 | 1.3 | 2 | 0 | 0 | 0 | 0 | 12 | 2.9 | |
| IONA | 12/31/17 | 26 | 3-8 | .375 | 3-6 | .500 | 1-1 | 1.000 | 0 | 1 | 1 | 1.2 | 2 | 2 | 0 | 0 | 0 | 10 | 3.5 | |
| at Quinnipiac | 01/05/18 | 20 | 2-4 | .500 | 1-2 | .500 | 2-2 | 1.000 | 0 | 0 | 0 | 1.1 | 3 | 2 | 1 | 0 | 2 | 7 | 3.7 | |
| at Siena | 01/07/18 | 21 | 3-9 | .333 | 2-5 | .400 | 0-0 | .000 | 0 | 3 | 3 | 1.3 | 3 | 1 | 0 | 0 | 1 | 8 | 4.0 | |
| SAINT PETER'S | 01/12/18 | 21 | 1-3 | .333 | 0-2 | .000 | 2-2 | 1.000 | 0 | 5 | 5 | 1.5 | 1 | 2 | 1 | 0 | 0 | 4 | 4.0 | |
| MONMOUTH | 01/14/18 | 17 | 3-3 | 1.000 | 3-3 | 1.000 | 0-0 | .000 | 0 | 1 | 1 | 1.5 | 2 | 1 | 3 | 0 | 0 | 9 | 4.3 | |
| at Manhattan | 01/19/18 | 17 | 0-6 | .000 | 0-4 | .000 | 0-0 | .000 | 0 | 1 | 1 | 1.4 | 2 | 2 | 0 | 0 | 0 | 0 | 4.1 | |
| Totals | | 0 | 266 | 24-70 | .343 | 17-47 | .362 | 8-13 | .615 | 4 | 22 | 26 | 1.4 | 32 | 17 | 9 | 0 | 4 | 73 | 4.1 |

OVERALL CAREER STATS

| Season | gp-gs | min/avg | Total | | 3-Point | | F-Throws | | Rebounds | | | | Scoring | | | | | | | |
|----------|-------|----------|--------|------|---------|------|----------|------|----------|-----|-----|-----|---------|----|-----|----|-----|-----|-----|-----|
| | | | fg-fga | pct | fg-fga | pct | ft-fa | pct | off | def | tot | avg | pf | fo | ast | to | blk | stl | pts | avg |
| 2015-16* | 19-0 | 128/6.7 | 18-42 | .429 | 6-22 | .273 | 15-23 | .652 | 2 | 8 | 10 | 0.5 | 22 | 0 | 5 | 7 | 1 | 3 | 57 | 3.0 |
| 2017-18 | 18-0 | 266/14.8 | 24-70 | .343 | 17-47 | .362 | 8-13 | .615 | 4 | 22 | 26 | 1.4 | 32 | 1 | 17 | 9 | 0 | 4 | 73 | 4.1 |
| TOTAL | 18-0 | 266/14.8 | 24-70 | .343 | 17-47 | .362 | 8-13 | .615 | 4 | 22 | 26 | 1.4 | 32 | 1 | 17 | 9 | 0 | 4 | 73 | 4.1 |
| All* | 37-0 | 394/10.6 | 42-112 | .375 | 23-69 | .333 | 23-36 | .639 | 6 | 30 | 36 | 1.0 | 54 | 1 | 22 | 16 | 1 | 7 | 130 | 3.5 |

MAAC CAREER STATS

| | | | Total | | 3-Point | | F-Throws | | Rebounds | | | | | | | | | | | Scoring | |
|---------|-------|----------|--------|------|---------|------|----------|------|----------|-----|-----|-----|----|----|-----|----|-----|-----|-----|---------|--|
| Season | gp-gs | min/avg | fg-fga | pct | fg-fga | pct | ft-fa | pct | off | def | tot | avg | pf | fo | ast | to | blk | stl | pts | avg | |
| 2017-18 | 7-0 | 135/19.3 | 16-38 | .421 | 12-26 | .462 | 6-7 | .857 | 0 | 13 | 13 | 1.9 | 15 | 0 | 10 | 5 | 0 | 3 | 50 | 7.1 | |
| TOTAL | 7-0 | 135/19.3 | 16-38 | .421 | 12-26 | .462 | 6-7 | .857 | 0 | 13 | 13 | 1.9 | 15 | 0 | 10 | 5 | 0 | 3 | 50 | 7.1 | |



JALANNI WHITE

4

FORWARD | 6-7 / 190 | FR. | NEW HAVEN, CONN. | NOTRE DAME - WEST HAVEN

- ▶ Matched a career-high with eight points in 14 minutes off the bench in the win at Manhattan on Friday.
- ▶ Grabbed a career-high seven rebounds in the Griffs' win over Arkansas-Pine Bluff Nov. 25.
- ▶ Has at least one blocked shot in three of the last seven games he has played in, dating back to Dec. 22.
- ▶ The first true freshman frontcourt player to start the season-opener for Canisius since former Griff **Rishawn Johnson** in 2007-08.
- ▶ Averaged 12.1 points, 11.0 rebounds and 3.0 blocks per game in his senior year at Notre Dame - West Haven.
- ▶ Helped lead Notre Dame - West Haven to the school's first undefeated season (22-0) in 2016-17.
- ▶ Signed his NLI to join the Canisius program in May 2017.

CAREER AND SEASON HIGHS

Points

Career: 8 (2x), last at Manhattan (1/19/18)

Season: Same

FG Made

Career: 4 at Manhattan (1/19/18)

Season: Same

3-PT FG Made

Career: 1 at Tennessee St. (11/21/17)

Season: Same

FT Made

Career: 2 (3x), last at Pacific (11/26/17)

Season: Same

Rebounds

Career: 7 vs. Ark.-Pine Bluff (11/25/17)

Season: Same

Assists

Career: 2 (2x), last vs. UAPB (11/25/17)

Season: Same

Steals

Career: 1 (5x), last at Manhattan (1/19/18)

Season: Same

Blocks

Career: 3 vs. Youngstown St. (11/18/17)

Season: Same

Minutes

Career: 22 vs. Ark.-Pine Bluff (11/25/17)

Season: Same

SPECIALTY STATISTICS

| | 17-18 | Career |
|------------------------|-------|--------|
| Double-Digit Points: | 0 | 0 |
| Double-Digit Rebounds: | 0 | 0 |
| Double-Doubles: | 0 | 0 |
| 20+ Point Games: | 0 | 0 |
| 30+ Point Games: | 0 | 0 |
| 2+ 3-PT FG Made: | 0 | 0 |

GAME-BY-GAME STATISTICS


| Opponent | Date | gs | min | Total | | 3-Pointers | | Free throws | | Rebounds | | | | pf | a | t/o | blk | stl | pts | avg | |
|------------------------|----------|-----|-----|--------|-------|------------|------|-------------|-------|----------|-----|-----|-----|-----|----|-----|-----|-----|-----|-----|-----|
| | | | | fg-fga | pct | 3fg-fga | pct | ft-fa | pct | off | def | tot | avg | | | | | | | | |
| at Buffalo | 11/11/17 | * | 17 | 1-1 | 1.000 | 0-0 | .000 | 2-2 | 1.000 | 2 | 1 | 3 | 3.0 | 3 | 2 | 1 | 2 | 0 | 4 | 4.0 | |
| at Air Force | 11/14/17 | * | 15 | 0-1 | .000 | 0-1 | .000 | 1-2 | .500 | 2 | 1 | 3 | 3.0 | 3 | 0 | 0 | 1 | 0 | 1 | 2.5 | |
| YOUNGSTOWN STATE | 11/18/17 | * | 8 | 1-2 | .500 | 0-0 | .000 | 0-0 | .000 | 0 | 0 | 0 | 2.0 | 3 | 0 | 0 | 3 | 0 | 2 | 2.3 | |
| at Tennessee State | 11/21/17 | | 12 | 1-5 | .200 | 1-4 | .250 | 0-0 | .000 | 2 | 1 | 3 | 2.3 | 1 | 0 | 1 | 0 | 0 | 3 | 2.5 | |
| vs Texas State | 11/24/17 | dnp | - | - | - | - | - | - | - | - | - | - | - | - | - | - | - | - | - | - | |
| vs Arkansas-Pine Bluff | 11/25/17 | | 22 | 3-4 | .750 | 0-0 | .000 | 2-2 | 1.000 | 2 | 5 | 7 | 3.2 | 3 | 2 | 1 | 0 | 1 | 8 | 3.6 | |
| at Pacific | 11/26/17 | | 7 | 1-2 | .500 | 0-1 | .000 | 2-3 | .667 | 1 | 1 | 2 | 3.0 | 1 | 0 | 3 | 0 | 0 | 4 | 3.7 | |
| DARTMOUTH | 12/02/17 | | 14 | 2-3 | .667 | 0-0 | .000 | 0-2 | .000 | 3 | 1 | 4 | 3.1 | 4 | 0 | 0 | 0 | 0 | 4 | 3.7 | |
| ST. BONAVENTURE | 12/06/17 | | 10 | 0-0 | .000 | 0-0 | .000 | 0-0 | .000 | 0 | 1 | 1 | 2.9 | 1 | 0 | 0 | 1 | 1 | 0 | 3.3 | |
| at Evansville | 12/09/17 | | 7 | 1-3 | .333 | 0-2 | .000 | 0-0 | .000 | 1 | 0 | 1 | 2.7 | 0 | 0 | 1 | 0 | 0 | 2 | 3.1 | |
| at Albany | 12/16/17 | | 16 | 2-6 | .333 | 0-2 | .000 | 0-0 | .000 | 0 | 1 | 1 | 2.5 | 4 | 0 | 0 | 0 | 1 | 4 | 3.2 | |
| ELON | 12/19/17 | | 10 | 0-1 | .000 | 0-1 | .000 | 0-0 | .000 | 1 | 0 | 1 | 2.4 | 1 | 0 | 1 | 0 | 0 | 0 | 2.9 | |
| at Robert Morris | 12/22/17 | | 20 | 2-3 | .667 | 0-0 | .000 | 0-1 | .000 | 1 | 3 | 4 | 2.5 | 2 | 0 | 1 | 2 | 1 | 4 | 3.0 | |
| RIDER | 12/29/17 | | 13 | 0-1 | .000 | 0-0 | .000 | 0-0 | .000 | 0 | 1 | 1 | 2.4 | 2 | 1 | 1 | 1 | 1 | 0 | 2.8 | |
| IONA | 12/31/17 | | 10 | 0-3 | .000 | 0-0 | .000 | 0-0 | .000 | 3 | 1 | 4 | 2.5 | 1 | 0 | 2 | 0 | 0 | 0 | 2.6 | |
| at Quinnipiac | 01/05/18 | | 3 | 0-0 | .000 | 0-0 | .000 | 0-0 | .000 | 0 | 0 | 0 | 2.3 | 3 | 0 | 0 | 1 | 0 | 0 | 2.4 | |
| at Siena | 01/07/18 | dnp | - | - | - | - | - | - | - | - | - | - | - | - | - | - | - | - | - | - | |
| SAINT PETER'S | 01/12/18 | | 5 | 0-1 | .000 | 0-0 | .000 | 1-2 | .500 | 0 | 1 | 1 | 2.3 | 1 | 0 | 1 | 0 | 0 | 1 | 2.3 | |
| MONMOUTH | 01/14/18 | | 2 | 0-0 | .000 | 0-0 | .000 | 0-0 | .000 | 0 | 0 | 0 | 2.1 | 0 | 0 | 0 | 0 | 0 | 0 | 2.2 | |
| at Manhattan | 01/19/18 | | 14 | 4-5 | .800 | 0-0 | .000 | 0-0 | .000 | 1 | 0 | 1 | 2.1 | 3 | 0 | 0 | 0 | 1 | 8 | 2.5 | |
| Totals | | | 3 | 205 | 18-41 | .439 | 1-11 | .091 | 8-14 | .571 | 19 | 18 | 37 | 2.1 | 36 | 5 | 13 | 11 | 6 | 45 | 2.5 |

OVERALL CAREER STATS

| | | | Total | | 3-Point | | F-Throws | | Rebounds | | | | | | | | | | | Scoring | |
|---------|-------|----------|--------|------|---------|------|----------|------|----------|-----|-----|-----|----|----|-----|----|-----|-----|-----|---------|--|
| Season | gp-gs | min/avg | fg-fga | pct | fg-fga | pct | ft-fa | pct | off | def | tot | avg | pf | fo | ast | to | blk | stl | pts | avg | |
| 2017-18 | 18-3 | 205/11.4 | 18-41 | .439 | 1-11 | .091 | 8-14 | .571 | 19 | 18 | 37 | 2.1 | 36 | 0 | 5 | 13 | 11 | 6 | 45 | 2.5 | |
| TOTAL | 18-3 | 205/11.4 | 18-41 | .439 | 1-11 | .091 | 8-14 | .571 | 19 | 18 | 37 | 2.1 | 36 | 0 | 5 | 13 | 11 | 6 | 45 | 2.5 | |

MAAC CAREER STATS

| | | | Total | | 3-Point | | F-Throws | | Rebounds | | | | | | | | | | | Scoring | |
|---------|-------|---------|--------|------|---------|------|----------|------|----------|-----|-----|-----|----|----|-----|----|-----|-----|-----|---------|--|
| Season | gp-gs | min/avg | fg-fga | pct | fg-fga | pct | ft-fa | pct | off | def | tot | avg | pf | fo | ast | to | blk | stl | pts | avg | |
| 2017-18 | 6-0 | 47/7.8 | 4-10 | .400 | 0-0 | .000 | 1-2 | .500 | 4 | 3 | 7 | 1.2 | 10 | 0 | 1 | 4 | 2 | 2 | 9 | 1.5 | |
| TOTAL | 6-0 | 47/7.8 | 4-10 | .400 | 0-0 | .000 | 1-2 | .500 | 4 | 3 | 7 | 1.2 | 10 | 0 | 1 | 4 | 2 | 2 | 9 | 1.5 | |



D.J. HEATH

5

GUARD | 6-0 / 180 | FR. | ANNISTON, ALA. | SACRD HEART

- Scored his first career points at home (two points) in the team's win over Saint Peter's Jan. 12.
- Averaging 5.7 minutes per game off the bench in the last three games he has appeared in.
- Helped lead Sacred Heart to three-straight Alabama Class 1A state titles (2015-17).
- A finalist for the Alabama Sports Writers Association's 1A Player of the Year in 2016-17 after he averaged 20.8 points and 5.1 assists per game as a senior.
- Scored 18 points in the 2017 Class 1A, Area 10 championship game, and was named tournament MVP.
- An ESPN Top-100, four-star recruit, he was rated as the fourth-best senior in the state of Alabama by ESPN.com.

CAREER AND SEASON HIGHS

Points

Career: 3 at Air Force (11/14/17)

Season: Same

FG Made

Career: 1 (3x), last vs. Saint Peter's (1/12/18)

Season: Same

3-PT FG Made

Career: 1 at Air Force (11/14/17)

Season: Same

FT Made

Career: --

Season: --

Rebounds

Career: 2 (2x), last vs. Saint Peter's (1/12/18)

Season: Same

Assists

Career: 1 (3x), last vs. Monmouth (1/14/18)

Season: --

Steals

Career: 1 (2x), last vs. Monmouth (1/14/18)

Season: Same

Blocks

Career: --

Season: --

Minutes

Career: 12 vs. Ark.-Pine Bluff (11/25/17)

Season: Same

SPECIALTY STATISTICS

| | 17-18 | Career |
|------------------------|-------|--------|
| Double-Digit Points: | 0 | 0 |
| Double-Digit Rebounds: | 0 | 0 |
| Double-Doubles: | 0 | 0 |
| 20+ Point Games: | 0 | 0 |
| 30+ Point Games: | 0 | 0 |
| 2+ 3-PT FG Made: | 0 | 0 |

GAME-BY-GAME STATISTICS

| Opponent | Date | gs | min | Total | | 3-Pointers | | Free throws | | Rebounds | | | | pf | a | t/o | blk | stl | pts | avg |
|------------------------|----------|-----|-----|--------|------|------------|------|-------------|------|----------|-----|-----|-----|-----|---|-----|-----|-----|-----|-----|
| | | | | fg-fga | pct | 3fg-fga | pct | ft-fa | pct | off | def | tot | avg | | | | | | | |
| at Buffalo | 11/11/17 | 2 | 0-0 | .000 | 0-0 | .000 | 0-0 | .000 | 0-0 | 0 | 0 | 0 | 0.0 | 0 | 0 | 0 | 0 | 0 | 0 | 0.0 |
| at Air Force | 11/14/17 | 9 | 1-2 | .500 | 1-2 | .500 | 0-0 | .000 | 0-0 | 0 | 0 | 0 | 0.0 | 0 | 0 | 0 | 0 | 0 | 3 | 1.5 |
| YOUNGSTOWN STATE | 11/18/17 | 3 | 0-0 | .000 | 0-0 | .000 | 0-0 | .000 | 0-2 | .000 | 0 | 0 | 0.0 | 0 | 0 | 0 | 0 | 0 | 0 | 1.0 |
| at Tennessee State | 11/21/17 | 6 | 0-1 | .000 | 0-1 | .000 | 0-0 | .000 | 0-0 | 1 | 0 | 1 | 0.3 | 1 | 0 | 0 | 0 | 0 | 0 | 0.8 |
| vs Texas State | 11/24/17 | 2 | 0-0 | .000 | 0-0 | .000 | 0-0 | .000 | 0-0 | 0 | 0 | 0 | 0.2 | 0 | 0 | 0 | 0 | 0 | 0 | 0.6 |
| vs Arkansas-Pine Bluff | 11/25/17 | 12 | 0-1 | .000 | 0-1 | .000 | 0-0 | .000 | 0-0 | 0 | 0 | 0 | 0.2 | 1 | 1 | 2 | 0 | 0 | 0 | 0.5 |
| at Pacific | 11/26/17 | 4 | 0-0 | .000 | 0-0 | .000 | 0-0 | .000 | 0-0 | 0 | 0 | 0 | 0.1 | 0 | 1 | 0 | 0 | 0 | 0 | 0.4 |
| DARTMOUTH | 12/02/17 | 2 | 0-0 | .000 | 0-0 | .000 | 0-0 | .000 | 0-0 | 0 | 0 | 0 | 0.1 | 0 | 0 | 0 | 0 | 0 | 0 | 0.4 |
| ST. BONAVENTURE | 12/06/17 | dnp | - | - | - | - | - | - | - | - | - | - | - | - | - | - | - | - | - | - |
| at Evansville | 12/09/17 | dnp | - | - | - | - | - | - | - | - | - | - | - | - | - | - | - | - | - | - |
| at Albany | 12/16/17 | dnp | - | - | - | - | - | - | - | - | - | - | - | - | - | - | - | - | - | - |
| ELON | 12/19/17 | 5 | 0-1 | .000 | 0-1 | .000 | 0-1 | .000 | 0-1 | .000 | 1 | 1 | 2 | 0.3 | 0 | 0 | 0 | 0 | 0 | 0.3 |
| at Robert Morris | 12/22/17 | 10 | 1-2 | .500 | 0-0 | .000 | 0-0 | .000 | 0-0 | 0 | 0 | 0 | 0.3 | 0 | 0 | 1 | 0 | 1 | 2 | 0.5 |
| RIDER | 12/29/17 | dnp | - | - | - | - | - | - | - | - | - | - | - | - | - | - | - | - | - | - |
| IONA | 12/31/17 | dnp | - | - | - | - | - | - | - | - | - | - | - | - | - | - | - | - | - | - |
| at Quinnipiac | 01/05/18 | dnp | - | - | - | - | - | - | - | - | - | - | - | - | - | - | - | - | - | - |
| at Siena | 01/07/18 | 2 | 0-0 | .000 | 0-0 | .000 | 0-0 | .000 | 0-0 | 0 | 0 | 0 | 0.3 | 2 | 0 | 0 | 0 | 0 | 0 | 0.5 |
| SAINT PETER'S | 01/12/18 | 9 | 1-2 | .500 | 0-1 | .000 | 0-0 | .000 | 0-0 | 0 | 2 | 2 | 0.4 | 1 | 0 | 1 | 0 | 0 | 2 | 0.6 |
| MONMOUTH | 01/14/18 | 6 | 0-0 | .000 | 0-0 | .000 | 0-0 | .000 | 0-0 | 0 | 0 | 0 | 0.4 | 1 | 1 | 0 | 0 | 1 | 0 | 0.5 |
| at Manhattan | 01/19/18 | dnp | - | - | - | - | - | - | - | - | - | - | - | - | - | - | - | - | - | - |
| Totals | | 0 | 72 | 3-9 | .333 | 1-6 | .167 | 0-3 | .000 | 2 | 3 | 5 | 0.4 | 6 | 3 | 5 | 0 | 2 | 7 | 0.5 |

OVERALL CAREER STATS

| Season | gp-gs | min/avg | Total | | 3-Point | | F-Throws | | Rebounds | | | | pf | fo | ast | to | blk | stl | Scoring | |
|---------|-------|---------|--------|------|---------|------|----------|------|----------|-----|-----|-----|----|----|-----|----|-----|-----|---------|-----|
| | | | fg-fga | pct | fg-fga | pct | ft-fa | pct | off | def | tot | avg | | | | | | | pts | avg |
| 2017-18 | 13-0 | 72/5.5 | 3-9 | .333 | 1-6 | .167 | 0-3 | .000 | 2 | 3 | 5 | 0.4 | 6 | 0 | 3 | 5 | 0 | 2 | 7 | 0.5 |
| TOTAL | 13-0 | 72/5.5 | 3-9 | .333 | 1-6 | .167 | 0-3 | .000 | 2 | 3 | 5 | 0.4 | 6 | 0 | 3 | 5 | 0 | 2 | 7 | 0.5 |

MAAC CAREER STATS

| Season | gp-gs | min/avg | Total | | 3-Point | | F-Throws | | Rebounds | | | | pf | fo | ast | to | blk | stl | Scoring | |
|---------|-------|---------|--------|------|---------|------|----------|------|----------|-----|-----|-----|----|----|-----|----|-----|-----|---------|-----|
| | | | fg-fga | pct | fg-fga | pct | ft-fa | pct | off | def | tot | avg | | | | | | | pts | avg |
| 2017-18 | 3-0 | 17/5.7 | 1-2 | .500 | 0-1 | .000 | 0-0 | .000 | 0 | 2 | 2 | 0.7 | 4 | 0 | 1 | 1 | 0 | 1 | 2 | 0.7 |
| TOTAL | 3-0 | 17/5.7 | 1-2 | .500 | 0-1 | .000 | 0-0 | .000 | 0 | 2 | 2 | 0.7 | 4 | 0 | 1 | 1 | 0 | 1 | 2 | 0.7 |



SELVEDIN PLANINCIC 10

CENTER | 6-11 / 215 | SR. | SHERBROOKE, QUEBEC | INDIAN HILLS C.C.

- Griffs are 8-1 since he moved to the starting line-up Dec. 19 when the team defeated Elon at home.
- Matched a career-high with 11 points in the team's home win over Saint Peter's Jan. 12.
- Has at least one blocked shot in nine of the team's last 12 games. Ranks fifth in the MAAC with 1.1 blocked shots per game this season.
- Grabbed a career-high nine boards in the team's OT victory over Buffalo Dec. 17, 2016.
- Played at Orangeville Prep prior to joining the Indian Hills Community College program. At Orangeville, he was coached by current Canisius assistant **Larry Blunt**.

CAREER AND SEASON HIGHS

Points

Career: 11 (3x), last vs. Saint Peter's (1/12/18)

Season: 11 (2x), last vs. Saint Peter's (1/12)

FG Made

Career: 4 (5x), last vs. Saint Peter's (1/12/18)

Season: 4 (4x), last vs. Saint Peter's (1/12)

3-PT FG Made

Career: 2 vs. Saint Peter's (1/12/18)

Season: Same

FT Made

Career: 7 at Monmouth (12/4/16)

Season: 5 at Quinnipiac (1/5)

Rebounds

Career: 9 at Buffalo (12/17/16)

Season: 6 vs. Dartmouth (12/2)

Assists

Career: 5 vs. Elon (12/19/17)

Season: Same

Steals

Career: 2 at Manhattan (1/19/18)

Season: Same

Blocks

Career: 5 at Robert Morris (12/22/17)

Season: Same

Minutes

Career: 30 at Robert Morris (12/22/17)

Season: Same

SPECIALTY STATISTICS

| | 17-18 | Career |
|------------------------|-------|--------|
| Double-Digit Points: | 3 | 4 |
| Double-Digit Rebounds: | 0 | 0 |
| Double-Doubles: | 0 | 0 |
| 20+ Point Games: | 0 | 0 |
| 30+ Point Games: | 0 | 0 |
| 2+ 3-PT FG Made: | 1 | 1 |

GAME-BY-GAME STATISTICS

| Opponent | Date | gs | min | Total | | 3-Pointers | | Free throws | | Rebounds | | | | pf | a | t/o | blk | stl | pts | avg |
|------------------------|----------|----|-----|--------|-------|------------|-------|-------------|-------|----------|-----|-----|-----|----|----|-----|-----|-----|-----|-----|
| | | | | fg-fga | pct | 3fg-fga | pct | ft-fa | pct | off | def | tot | avg | | | | | | | |
| at Buffalo | 11/11/17 | 1 | 0-0 | .000 | 0-0 | .000 | 0-0 | .000 | 0-0 | 0 | 0 | 0 | 0.0 | 0 | 0 | 1 | 0 | 0 | 0 | 0.0 |
| at Air Force | 11/14/17 | 9 | 1-2 | .500 | 0-0 | .000 | 1-1 | 1.000 | 3 | 1 | 4 | 2.0 | 2 | 0 | 1 | 0 | 0 | 3 | 1.5 | |
| YOUNGSTOWN STATE | 11/18/17 | 6 | 1-1 | 1.000 | 0-0 | .000 | 0-2 | .000 | 0 | 1 | 1 | 1.7 | 1 | 0 | 0 | 1 | 0 | 2 | 1.7 | |
| at Tennessee State | 11/21/17 | 7 | 1-4 | .250 | 0-3 | .000 | 0-0 | .000 | 0 | 0 | 0 | 1.3 | 0 | 0 | 2 | 0 | 0 | 2 | 1.8 | |
| vs Texas State | 11/24/17 | 27 | 4-4 | 1.000 | 0-0 | .000 | 2-4 | .500 | 2 | 3 | 5 | 2.0 | 5 | 0 | 1 | 1 | 1 | 10 | 3.4 | |
| vs Arkansas-Pine Bluff | 11/25/17 | 12 | 1-1 | 1.000 | 0-0 | .000 | 2-2 | 1.000 | 1 | 1 | 2 | 2.0 | 0 | 0 | 3 | 3 | 0 | 4 | 3.5 | |
| at Pacific | 11/26/17 | 20 | 4-7 | .571 | 1-4 | .250 | 0-0 | .000 | 0 | 5 | 5 | 2.4 | 3 | 0 | 2 | 1 | 0 | 9 | 4.3 | |
| DARTMOUTH | 12/02/17 | 14 | 3-4 | .750 | 0-1 | .000 | 0-0 | .000 | 2 | 4 | 6 | 2.9 | 3 | 0 | 3 | 0 | 1 | 6 | 4.5 | |
| ST. BONAVENTURE | 12/06/17 | 14 | 2-2 | 1.000 | 1-1 | 1.000 | 0-0 | .000 | 0 | 4 | 4 | 3.0 | 4 | 0 | 2 | 1 | 0 | 5 | 4.6 | |
| at Evansville | 12/09/17 | 15 | 2-6 | .333 | 0-4 | .000 | 0-0 | .000 | 2 | 1 | 3 | 3.0 | 1 | 2 | 0 | 3 | 0 | 4 | 4.5 | |
| at Albany | 12/16/17 | 8 | 1-2 | .500 | 0-1 | .000 | 0-0 | .000 | 0 | 0 | 0 | 2.7 | 3 | 1 | 3 | 0 | 0 | 2 | 4.3 | |
| ELON | 12/19/17 | * | 27 | 3-6 | .500 | 0-2 | .000 | 1-2 | .500 | 1 | 4 | 5 | 2.9 | 3 | 5 | 1 | 1 | 0 | 7 | 4.5 |
| at Robert Morris | 12/22/17 | * | 30 | 4-6 | .667 | 0-1 | .000 | 3-4 | .750 | 0 | 5 | 5 | 3.1 | 2 | 0 | 0 | 5 | 1 | 11 | 5.0 |
| RIDER | 12/29/17 | * | 14 | 1-2 | .500 | 0-1 | .000 | 0-0 | .000 | 0 | 3 | 3 | 3.1 | 3 | 0 | 2 | 1 | 0 | 2 | 4.8 |
| IONA | 12/31/17 | * | 9 | 1-2 | .500 | 0-0 | .000 | 0-0 | .000 | 0 | 3 | 3 | 3.1 | 4 | 0 | 2 | 1 | 0 | 2 | 4.6 |
| at Quinnipiac | 01/05/18 | * | 20 | 2-8 | .250 | 0-4 | .000 | 5-6 | .833 | 2 | 1 | 3 | 3.1 | 2 | 1 | 0 | 1 | 0 | 9 | 4.9 |
| at Siena | 01/07/18 | * | 12 | 1-1 | 1.000 | 0-0 | .000 | 0-0 | .000 | 2 | 2 | 4 | 3.1 | 2 | 0 | 0 | 1 | 0 | 2 | 4.7 |
| SAINT PETER'S | 01/12/18 | * | 18 | 4-4 | 1.000 | 2-2 | 1.000 | 1-1 | 1.000 | 1 | 4 | 5 | 3.2 | 3 | 1 | 0 | 1 | 0 | 11 | 5.1 |
| MONMOUTH | 01/14/18 | * | 15 | 0-2 | .000 | 0-2 | .000 | 0-0 | .000 | 0 | 2 | 2 | 3.2 | 4 | 3 | 1 | 0 | 0 | 0 | 4.8 |
| at Manhattan | 01/19/18 | * | 15 | 2-3 | .667 | 0-1 | .000 | 0-0 | .000 | 1 | 2 | 3 | 3.2 | 4 | 0 | 0 | 0 | 2 | 4 | 4.8 |
| Totals | | 9 | 293 | 38-67 | .567 | 4-27 | .148 | 15-22 | .682 | 17 | 46 | 63 | 3.2 | 49 | 13 | 24 | 21 | 5 | 95 | 4.8 |

OVERALL CAREER STATS

| Season | gp-gs | min/avg | Total | | 3-Point | | F-Throws | | Rebounds | | | | Scoring | | | | | | | |
|---------|-------|----------|--------|------|---------|------|----------|------|----------|-----|-----|-----|---------|----|-----|----|-----|-----|-----|-----|
| | | | fg-fga | pct | fg-fga | pct | ft-fa | pct | off | def | tot | avg | pf | fo | ast | to | blk | stl | pts | avg |
| 2016-17 | 27-0 | 237/8.8 | 29-47 | .617 | 2-9 | .222 | 23-34 | .676 | 15 | 37 | 52 | 1.9 | 49 | 1 | 7 | 21 | 24 | 2 | 83 | 3.1 |
| 2017-18 | 20-9 | 293/14.7 | 38-67 | .567 | 4-27 | .148 | 15-22 | .682 | 17 | 46 | 63 | 3.2 | 49 | 1 | 13 | 24 | 21 | 5 | 95 | 4.8 |
| TOTAL | 47-9 | 530/11.3 | 67-114 | .588 | 6-36 | .167 | 38-56 | .679 | 32 | 83 | 115 | 2.4 | 98 | 2 | 20 | 45 | 45 | 7 | 178 | 3.8 |

MAAC CAREER STATS

| | | | Total | | 3-Point | | F-Throws | | Rebounds | | | | | | | | | | | Scoring | |
|---------|-------|----------|--------|------|---------|------|----------|------|----------|-----|-----|-----|----|----|-----|----|-----|-----|-----|---------|--|
| Season | gp-gs | min/avg | fg-fga | pct | fg-fga | pct | ft-fa | pct | off | def | tot | avg | pf | fo | ast | to | blk | stl | pts | avg | |
| 2016-17 | 17-0 | 130/7.6 | 19-29 | .655 | 1-5 | .200 | 18-24 | .750 | 8 | 15 | 23 | 1.4 | 29 | 1 | 3 | 10 | 12 | 1 | 57 | 3.4 | |
| 2017-18 | 7-7 | 103/14.7 | 11-22 | .500 | 2-10 | .200 | 6-7 | .857 | 6 | 17 | 23 | 3.3 | 22 | 0 | 5 | 5 | 5 | 2 | 30 | 4.3 | |
| TOTAL | 24-7 | 233/9.7 | 30-51 | .588 | 3-15 | .200 | 24-31 | .774 | 14 | 32 | 46 | 1.9 | 51 | 1 | 8 | 15 | 17 | 3 | 87 | 3.6 | |



MARCALE LOTTS

11

FORWARD | 6-8 / 230 | JR. | NEW ORLEANS, LA. | JACKSONVILLE COLLEGE

- Scored a career-high seven points in the team's loss at Evansville Dec. 9.
- Grabbed four rebounds (three off the offensive glass) and dished out an assist in the win over Rider Dec. 29.
- Joined the program in August 2017 and has two years of eligibility remaining.
- Spent the 2016-17 season at Jacksonville College in Texas, the same JUCO program that produced former Griff Kiefer Douse.
- Played in 23 games and made 18 starts for Jacksonville in 2016-17.
- Was an all-state honoree after his senior year at Akins High School in New Orleans.

CAREER AND SEASON HIGHS

Points

Career: 7 at Evansville (12/9/17)

Season: Same

FG Made

Career: 3 at Evansville (12/9/17)

Season: Same

3-PT FG Made

Career: --

Season: --

FT Made

Career: 2 vs. Iona (12/31/17)

Season: Same

Rebounds

Career: 7 vs. Ark.-Pine Bluff (11/25/17)

Season: Same

Assists

Career: 1 (4x), last vs. Saint Peter's (1/12/18)

Season: Same

Steals

Career: 1 (3x), last at Albany (12/16/17)

Season: Same

Blocks

Career: 1 vs. Ark.-Pine Bluff (11/25/17)

Season: Same

Minutes

Career: 18 vs. Youngstown St. (11/18/17)

Season: Same

SPECIALTY STATISTICS

| | 17-18 | Career |
|------------------------|-------|--------|
| Double-Digit Points: | 0 | 0 |
| Double-Digit Rebounds: | 0 | 0 |
| Double-Doubles: | 0 | 0 |
| 20+ Point Games: | 0 | 0 |
| 30+ Point Games: | 0 | 0 |
| 2+ 3-PT FG Made: | 0 | 0 |

GAME-BY-GAME STATISTICS

| Opponent | Date | gs | min | Total | | 3-Pointers | | Free throws | | Rebounds | | | | pf | a | t/o | blk | stl | pts | avg |
|------------------------|----------|----|-----|--------|-------|------------|------|-------------|-------|----------|-----|-----|-----|----|---|-----|-----|-----|-----|-----|
| | | | | fg-fga | pct | 3fg-fga | pct | ft-fa | pct | off | def | tot | avg | | | | | | | |
| at Buffalo | 11/11/17 | | 11 | 2-2 | 1.000 | 0-0 | .000 | 0-0 | .000 | 0 | 2 | 2 | 2.0 | 2 | 0 | 0 | 0 | 0 | 4 | 4.0 |
| at Air Force | 11/14/17 | | 16 | 1-2 | .500 | 0-0 | .000 | 0-0 | .000 | 0 | 0 | 0 | 1.0 | 2 | 0 | 1 | 0 | 1 | 2 | 3.0 |
| YOUNGSTOWN STATE | 11/18/17 | | 18 | 1-2 | .500 | 0-0 | .000 | 0-4 | .000 | 2 | 1 | 3 | 1.7 | 3 | 1 | 2 | 0 | 0 | 2 | 2.7 |
| at Tennessee State | 11/21/17 | * | 13 | 0-0 | .000 | 0-0 | .000 | 0-0 | .000 | 0 | 2 | 2 | 1.8 | 3 | 0 | 2 | 0 | 0 | 0 | 2.0 |
| vs Texas State | 11/24/17 | * | 8 | 1-1 | 1.000 | 0-0 | .000 | 0-0 | .000 | 0 | 0 | 0 | 1.4 | 4 | 0 | 2 | 0 | 0 | 2 | 2.0 |
| vs Arkansas-Pine Bluff | 11/25/17 | * | 14 | 2-3 | .667 | 0-0 | .000 | 0-0 | .000 | 5 | 2 | 7 | 2.3 | 1 | 1 | 2 | 1 | 1 | 4 | 2.3 |
| at Pacific | 11/26/17 | * | 12 | 0-2 | .000 | 0-0 | .000 | 0-0 | .000 | 1 | 1 | 2 | 2.3 | 2 | 0 | 0 | 0 | 0 | 0 | 2.0 |
| DARTMOUTH | 12/02/17 | * | 16 | 2-2 | 1.000 | 0-0 | .000 | 0-0 | .000 | 0 | 0 | 0 | 2.0 | 1 | 0 | 0 | 0 | 0 | 4 | 2.3 |
| ST. BONAVENTURE | 12/06/17 | * | 16 | 0-1 | .000 | 0-0 | .000 | 0-0 | .000 | 1 | 2 | 3 | 2.1 | 1 | 0 | 1 | 0 | 0 | 0 | 2.0 |
| at Evansville | 12/09/17 | * | 12 | 3-4 | .750 | 0-0 | .000 | 1-1 | 1.000 | 1 | 1 | 2 | 2.1 | 4 | 0 | 1 | 0 | 0 | 7 | 2.5 |
| at Albany | 12/16/17 | * | 13 | 0-1 | .000 | 0-0 | .000 | 0-0 | .000 | 0 | 0 | 0 | 1.9 | 3 | 0 | 1 | 0 | 1 | 0 | 2.3 |
| ELON | 12/19/17 | | 3 | 0-0 | .000 | 0-0 | .000 | 0-0 | .000 | 0 | 0 | 0 | 1.8 | 1 | 0 | 0 | 0 | 0 | 0 | 2.1 |
| at Robert Morris | 12/22/17 | | 5 | 0-0 | .000 | 0-0 | .000 | 0-0 | .000 | 0 | 3 | 3 | 1.8 | 1 | 0 | 0 | 0 | 0 | 0 | 1.9 |
| RIDER | 12/29/17 | | 14 | 2-2 | 1.000 | 0-0 | .000 | 0-2 | .000 | 3 | 1 | 4 | 2.0 | 1 | 1 | 1 | 0 | 0 | 4 | 2.1 |
| IONA | 12/31/17 | | 3 | 0-1 | .000 | 0-0 | .000 | 2-2 | 1.000 | 0 | 1 | 1 | 1.9 | 3 | 0 | 1 | 0 | 0 | 2 | 2.1 |
| at Quinnipiac | 01/05/18 | | 4 | 0-0 | .000 | 0-0 | .000 | 1-2 | .500 | 0 | 0 | 0 | 1.8 | 2 | 0 | 0 | 0 | 0 | 1 | 2.0 |
| at Siena | 01/07/18 | | 5 | 0-0 | .000 | 0-0 | .000 | 0-0 | .000 | 0 | 0 | 0 | 1.7 | 0 | 0 | 0 | 0 | 0 | 0 | 1.9 |
| SAINT PETER'S | 01/12/18 | | 12 | 1-1 | 1.000 | 0-0 | .000 | 0-0 | .000 | 1 | 1 | 2 | 1.7 | 1 | 1 | 1 | 0 | 0 | 2 | 1.9 |
| MONMOUTH | 01/14/18 | | 7 | 0-0 | .000 | 0-0 | .000 | 0-0 | .000 | 2 | 0 | 2 | 1.7 | 4 | 0 | 3 | 0 | 0 | 0 | 1.8 |
| at Manhattan | 01/19/18 | | 2 | 0-0 | .000 | 0-0 | .000 | 0-0 | .000 | 0 | 0 | 0 | 1.7 | 1 | 0 | 0 | 0 | 0 | 0 | 1.7 |
| Totals | | 8 | 204 | 15-24 | .625 | 0-0 | .000 | 4-11 | .364 | 16 | 17 | 33 | 1.7 | 40 | 4 | 18 | 1 | 3 | 34 | 1.7 |

OVERALL CAREER STATS

| Season | gp-gs | min/avg | Total | | 3-Point | | F-Throws | | Rebounds | | | | pf | fo | ast | to | blk | stl | Scoring | |
|---------|-------|----------|--------|------|---------|------|----------|------|----------|-----|-----|-----|----|----|-----|----|-----|-----|---------|-----|
| | | | fg-fga | pct | fg-fga | pct | ft-fa | pct | off | def | tot | avg | | | | | | | pts | avg |
| 2017-18 | 20-8 | 204/10.2 | 15-24 | .625 | 0-0 | .000 | 4-11 | .364 | 16 | 17 | 33 | 1.7 | 40 | 0 | 4 | 18 | 1 | 3 | 34 | 1.7 |
| TOTAL | 20-8 | 204/10.2 | 15-24 | .625 | 0-0 | .000 | 4-11 | .364 | 16 | 17 | 33 | 1.7 | 40 | 0 | 4 | 18 | 1 | 3 | 34 | 1.7 |

MAAC CAREER STATS

| Season | gp-gs | min/avg | Total | | 3-Point | | F-Throws | | Rebounds | | | | pf | fo | ast | to | blk | stl | Scoring | |
|---------|-------|---------|--------|------|---------|------|----------|------|----------|-----|-----|-----|----|----|-----|----|-----|-----|---------|-----|
| | | | fg-fga | pct | fg-fga | pct | ft-fa | pct | off | def | tot | avg | | | | | | | pts | avg |
| 2017-18 | 7-0 | 47/6.7 | 3-4 | .750 | 0-0 | .000 | 3-6 | .500 | 6 | 3 | 9 | 1.3 | 12 | 0 | 2 | 6 | 0 | 0 | 9 | 1.3 |
| TOTAL | 7-0 | 47/6.7 | 3-4 | .750 | 0-0 | .000 | 3-6 | .500 | 6 | 3 | 9 | 1.3 | 12 | 0 | 2 | 6 | 0 | 0 | 9 | 1.3 |



ISAIAH REESE

13

GUARD | 6-5 / 185 | SOPH. | MIAMI, FLA. | DME ACADEMY

- ▶ Registered the first triple-double in program history Nov. 18 against Youngstown State when he scored 23 points, grabbed 11 rebounds and dished out 11 assists.
- ▶ Scored a career-high 31 points in the Griffs' home loss to St. Bonaventure Dec. 6.
- ▶ Ranks sixth in the MAAC in scoring average at 16.3 points per game.
- ▶ Made a career-high six 3-point field goals in the Griffs' win at Manhattan Jan. 19.
- ▶ Posted a career-high with six steals at Manhattan Jan. 19. Those six steals in the win over the Jaspers extended his streak with at least one steal to 12-straight games.
- ▶ Ranks fifth in the MAAC and 92nd in the nation with his 4.7 assists per game.

CAREER AND SEASON HIGHS

Points

Career: 31 vs. St. Bonaventure (12/6/17)

Season: Same

FG Made

Career: 10 vs. St. Bonaventure (12/6/17)

Season: Same

3-PT FG Made

Career: 6 at Manhattan (1/19/18)

Season: Same

FT Made

Career: 8 at Buffalo (11/11/17)

Season: Same

Rebounds

Career: 11 (2x), last vs. Youngstown St. (11/18/17)

Season: 11 vs. Youngstown St. (11/18)

Assists

Career: 11 vs. Youngstown St. (11/18/17)

Season: Same

Steals

Career: 6 at Manhattan (1/19/18)

Season: Same

Blocks

Career: 2 at Monmouth (12/4/16)

Season: 1 (2x), last vs. Monmouth (1/14)

Minutes

Career: 39 vs. St. Bonaventure (12/6/17)

Season: Same

SPECIALTY STATISTICS

| | 17-18 | Career |
|------------------------|-------|--------|
| Double-Digit Points: | 16 | 24 |
| Double-Digit Rebounds: | 1 | 2 |
| Double-Doubles: | 1 | 2 |
| Triple-Doubles: | 1 | 1 |
| 20+ Point Games: | 5 | 6 |
| 30+ Point Games: | 1 | 1 |
| 2+ 3-PT FG Made: | 16 | 22 |

GAME-BY-GAME STATISTICS

| Opponent | Date | gs | min | Total | | 3-Pointers | | Free throws | | Rebounds | | | | pf | a | t/o | blk | stl | pts | avg | |
|------------------------|----------|----|-----|--------|---------|------------|--------|-------------|-------|----------|-----|-----|-----|-----|----|-----|-----|-----|------|------|------|
| | | | | fg-fga | pct | 3fg-fga | pct | ft-fa | pct | off | def | tot | avg | | | | | | | | |
| at Buffalo | 11/11/17 | * | 28 | 5-11 | .455 | 2-5 | .400 | 8-8 | 1.000 | 0 | 5 | 5 | 5.0 | 2 | 1 | 3 | 0 | 2 | 20 | 20.0 | |
| at Air Force | 11/14/17 | * | 29 | 5-11 | .455 | 4-7 | .571 | 0-0 | .000 | 0 | 4 | 4 | 4.5 | 4 | 1 | 0 | 1 | 14 | 17.0 | | |
| YOUNGSTOWN STATE | 11/18/17 | * | 34 | 8-16 | .500 | 4-8 | .500 | 3-3 | 1.000 | 1 | 10 | 11 | 6.7 | 2 | 11 | 4 | 0 | 3 | 23 | 19.0 | |
| at Tennessee State | 11/21/17 | * | 31 | 7-10 | .700 | 2-3 | .667 | 0-0 | .000 | 1 | 7 | 8 | 7.0 | 1 | 0 | 1 | 0 | 1 | 16 | 18.3 | |
| vs Texas State | 11/24/17 | * | 36 | 6-10 | .600 | 2-6 | .333 | 2-2 | 1.000 | 0 | 7 | 7 | 7.0 | 2 | 5 | 5 | 0 | 4 | 16 | 17.8 | |
| vs Arkansas-Pine Bluff | 11/25/17 | * | 25 | 7-10 | .700 | 5-7 | .714 | 0-0 | .000 | 1 | 6 | 7 | 7.0 | 2 | 6 | 1 | 0 | 1 | 19 | 18.0 | |
| at Pacific | 11/26/17 | * | 28 | 3-8 | .375 | 1-4 | .250 | 0-0 | .000 | 3 | 3 | 6 | 6.9 | 1 | 3 | 2 | 0 | 0 | 7 | 16.4 | |
| DARTMOUTH | 12/02/17 | * | 27 | 3-7 | .429 | 0-4 | .000 | 0-1 | .000 | 0 | 8 | 8 | 7.0 | 2 | 5 | 4 | 0 | 0 | 6 | 15.1 | |
| ST. BONAVENTURE | 12/06/17 | * | 39 | 10-17 | .588 | 5-10 | .500 | 6-7 | .857 | 2 | 5 | 7 | 7.0 | 3 | 2 | 3 | 0 | 2 | 31 | 16.9 | |
| at Evansville | 12/09/17 | * | 30 | 4-14 | .286 | 3-11 | .273 | 2-2 | 1.000 | 0 | 3 | 3 | 6.6 | 4 | 5 | 3 | 0 | 4 | 13 | 16.5 | |
| at Albany | 12/16/17 | * | 38 | 7-13 | .538 | 3-6 | .500 | 2-2 | 1.000 | 0 | 5 | 5 | 6.5 | 4 | 6 | 2 | 0 | 2 | 19 | 16.7 | |
| ELON | 12/19/17 | * | 27 | 3-10 | .300 | 0-5 | .000 | 0-0 | .000 | 0 | 5 | 5 | 6.3 | 0 | 5 | 2 | 0 | 3 | 6 | 15.8 | |
| at Robert Morris | 12/22/17 | * | 34 | 8-14 | .571 | 2-7 | .286 | 0-0 | .000 | 2 | 5 | 7 | 6.4 | 2 | 3 | 5 | 0 | 3 | 18 | 16.0 | |
| RIDER | 12/29/17 | * | 36 | 5-15 | .333 | 2-9 | .222 | 3-3 | 1.000 | 3 | 3 | 6 | 6.4 | 3 | 8 | 2 | 0 | 2 | 15 | 15.9 | |
| IONA | 12/31/17 | * | 31 | 7-12 | .583 | 2-6 | .333 | 2-2 | 1.000 | 0 | 7 | 7 | 6.4 | 2 | 2 | 2 | 0 | 1 | 18 | 16.1 | |
| at Quinnipiac | 01/05/18 | * | 34 | 6-11 | .545 | 4-6 | .667 | 4-4 | 1.000 | 0 | 2 | 2 | 6.1 | 1 | 5 | 1 | 0 | 1 | 20 | 16.3 | |
| at Siena | 01/07/18 | * | 37 | 5-11 | .455 | 1-6 | .167 | 1-2 | .500 | 0 | 2 | 2 | 5.9 | 1 | 7 | 2 | 0 | 5 | 12 | 16.1 | |
| SAINT PETER'S | 01/12/18 | * | 31 | 2-8 | .250 | 2-7 | .286 | 2-2 | 1.000 | 0 | 5 | 5 | 5.8 | 0 | 5 | 3 | 0 | 2 | 8 | 15.6 | |
| MONMOUTH | 01/14/18 | * | 36 | 7-11 | .636 | 3-6 | .500 | 5-5 | 1.000 | 0 | 7 | 7 | 5.9 | 3 | 5 | 3 | 1 | 2 | 22 | 15.9 | |
| at Manhattan | 01/19/18 | * | 35 | 6-15 | .400 | 6-13 | .462 | 4-5 | .800 | 0 | 4 | 4 | 5.8 | 1 | 6 | 4 | 0 | 6 | 22 | 16.3 | |
| Totals | | | 20 | 646 | 114-234 | .487 | 53-136 | .390 | 44-48 | .917 | 13 | 103 | 116 | 5.8 | 40 | 94 | 53 | 1 | 45 | 325 | 16.3 |

OVERALL CAREER STATS

| Season | gp-gs | min/avg | Total | | 3-Point | | F-Throws | | Rebounds | | | | pf | fo | ast | to | blk | stl | Scoring | |
|---------|-------|-----------|---------|------|---------|------|----------|------|----------|-----|-----|-----|-----|----|-----|-----|-----|-----|---------|------|
| | | | fg-fga | pct | fg-fga | pct | ft-fa | pct | off | def | tot | avg | | | | | | | pts | avg |
| 2016-17 | 34-1 | 704/20.7 | 91-215 | .423 | 21-80 | .263 | 37-51 | .725 | 25 | 101 | 126 | 3.7 | 75 | 0 | 98 | 58 | 7 | 46 | 240 | 7.1 |
| 2017-18 | 20-20 | 646/32.3 | 114-234 | .487 | 53-136 | .390 | 44-48 | .917 | 13 | 103 | 116 | 5.8 | 40 | 0 | 94 | 53 | 1 | 45 | 325 | 16.3 |
| TOTAL | 54-21 | 1350/25.0 | 205-449 | .457 | 74-216 | .343 | 81-99 | .818 | 38 | 204 | 242 | 4.5 | 115 | 0 | 192 | 111 | 8 | 91 | 565 | 10.5 |

MAAC CAREER STATS

| Season | gp-gs | min/avg | Total | | 3-Point | | F-Throws | | Rebounds | | | | pf | fo | ast | to | blk | stl | Scoring | |
|---------|-------|----------|--------|------|---------|------|----------|------|----------|-----|-----|-----|----|----|-----|----|-----|-----|---------|------|
| | | | fg-fga | pct | fg-fga | pct | ft-fa | pct | off | def | tot | avg | | | | | | | pts | avg |
| 2016-17 | 20-1 | 419/21.0 | 40-122 | .328 | 3-40 | .075 | 20-33 | .606 | 12 | 53 | 65 | 3.3 | 46 | 0 | 61 | 36 | 5 | 31 | 103 | 5.2 |
| 2017-18 | 7-7 | 240/34.3 | 38-83 | .458 | 20-53 | .377 | 21-23 | .913 | 3 | 30 | 33 | 4.7 | 11 | 0 | 38 | 17 | 1 | 19 | 117 | 16.7 |
| TOTAL | 27-8 | 659/24.4 | 78-205 | .380 | 23-93 | .247 | 41-56 | .732 | 15 | 83 | 98 | 3.6 | 57 | 0 | 99 | 53 | 6 | 50 | 220 | 8.1 |



SPENCER FOLEY

14

GUARD | 6-7 / 190 | SOPH. | CHICAGO, ILL. | COMMONWEALTH ACADEMY

- Scored a career-high 25 points in Canisius' win over Youngstown State Nov. 18.
- Had 22 points in the first half against Youngstown State on the power of six 3-point field goals.
- Hit multiple 3-point field goals in six games this season after drilling three treys in the win over Elon Dec. 19.
- Ranks ninth in the MAAC in 3-point shooting percentage at 40.6 percent (26-for-64).
- Grabbed a career-high nine rebounds at Air Force, with five boards coming off the offensive glass.
- Is the first player from Commonwealth Academy to sign an NLI to play Division I basketball.

CAREER AND SEASON HIGHS

Points

Career: 25 vs. Youngstown St. (11/18/17)

Season: Same

FG Made

Career: 8 vs. Youngstown St. (11/18/17)

Season: Same

3-PT FG Made

Career: 6 vs. Youngstown St. (11/18/17)

Season: Same

FT Made

Career: 9 vs. St. Francis Brooklyn (12/10/16)

Season: 3 vs. Youngstown St. (11/18)

Rebounds

Career: 9 at Air Force (11/14/17)

Season: Same

Assists

Career: 3 (2x), last vs. St. Bona (12/6/17)

Season: 3 vs. St. Bonaventure (12/6)

Steals

Career: 2 (2x), vs. Dartmouth (12/2/17)

Season: 2 vs. Dartmouth (12/2)

Blocks

Career: 1 (2x), last vs. Marist (1/14/17)

Season: --

Minutes

Career: 25 (2x), last vs. UAPB (11/25/17)

Season: Same

SPECIALTY STATISTICS

| | 17-18 | Career |
|------------------------|-------|--------|
| Double-Digit Points: | 4 | 6 |
| Double-Digit Rebounds: | 0 | 0 |
| Double-Doubles: | 0 | 0 |
| 20+ Point Games: | 1 | 1 |
| 30+ Point Games: | 0 | 0 |
| 2+ 3-PT FG Made: | 6 | 14 |

GAME-BY-GAME STATISTICS

| Opponent | Date | gs | min | Total | | 3-Pointers | | Free throws | | Rebounds | | | | pf | a | t/o | blk | stl | pts | avg |
|------------------------|----------|-----|------|--------|------|------------|------|-------------|------|----------|-----|-----|-----|----|----|-----|-----|-----|------|-----|
| | | | | fg-fga | pct | 3fg-fga | pct | ft-fa | pct | off | def | tot | avg | | | | | | | |
| at Buffalo | 11/11/17 | 11 | 2-4 | .500 | 1-2 | .500 | 0-0 | .000 | 2 | 0 | 2 | 2.0 | 2 | 0 | 2 | 0 | 0 | 0 | 5 | 5.0 |
| at Air Force | 11/14/17 | 22 | 5-11 | .455 | 2-7 | .286 | 2-2 | 1.000 | 5 | 4 | 9 | 5.5 | 3 | 0 | 0 | 0 | 1 | 14 | 9.5 | |
| YOUNGSTOWN STATE | 11/18/17 | 25 | 8-9 | .889 | 6-7 | .857 | 3-5 | .600 | 1 | 0 | 1 | 4.0 | 1 | 3 | 0 | 0 | 0 | 25 | 14.7 | |
| at Tennessee State | 11/21/17 | 11 | 4-4 | 1.000 | 2-2 | 1.000 | 0-0 | .000 | 0 | 0 | 0 | 3.0 | 0 | 2 | 2 | 0 | 0 | 10 | 13.5 | |
| vs Texas State | 11/24/17 | 23 | 3-9 | .333 | 1-5 | .200 | 0-0 | .000 | 2 | 0 | 2 | 2.8 | 0 | 0 | 0 | 0 | 1 | 7 | 12.2 | |
| vs Arkansas-Pine Bluff | 11/25/17 | 25 | 4-9 | .444 | 4-7 | .571 | 0-0 | .000 | 0 | 1 | 1 | 2.5 | 0 | 1 | 1 | 0 | 1 | 12 | 12.2 | |
| at Pacific | 11/26/17 | 20 | 2-5 | .400 | 2-5 | .400 | 0-0 | .000 | 1 | 0 | 1 | 2.3 | 2 | 0 | 1 | 0 | 0 | 6 | 11.3 | |
| DARTMOUTH | 12/02/17 | 21 | 1-4 | .250 | 1-4 | .250 | 2-2 | 1.000 | 1 | 3 | 4 | 2.5 | 1 | 1 | 1 | 0 | 2 | 5 | 10.5 | |
| ST. BONAVENTURE | 12/06/17 | 19 | 2-4 | .500 | 1-3 | .333 | 0-0 | .000 | 1 | 0 | 1 | 2.3 | 0 | 3 | 2 | 0 | 0 | 5 | 9.9 | |
| at Evansville | 12/09/17 | 17 | 2-6 | .333 | 0-3 | .000 | 0-1 | .000 | 2 | 1 | 3 | 2.4 | 0 | 0 | 0 | 0 | 0 | 4 | 9.3 | |
| at Albany | 12/16/17 | 13 | 2-4 | .500 | 0-0 | .000 | 0-0 | .000 | 1 | 0 | 1 | 2.3 | 1 | 2 | 1 | 0 | 0 | 4 | 8.8 | |
| ELON | 12/19/17 | 18 | 3-5 | .600 | 3-5 | .600 | 0-0 | .000 | 1 | 2 | 3 | 2.3 | 0 | 1 | 1 | 0 | 1 | 9 | 8.8 | |
| at Robert Morris | 12/22/17 | 4 | 1-1 | 1.000 | 0-0 | .000 | 0-0 | .000 | 0 | 1 | 1 | 2.2 | 0 | 0 | 0 | 0 | 0 | 2 | 8.3 | |
| RIDER | 12/29/17 | 2 | 0-0 | .000 | 0-0 | .000 | 0-0 | .000 | 0 | 0 | 0 | 2.1 | 1 | 0 | 0 | 0 | 0 | 0 | 7.7 | |
| IONA | 12/31/17 | 21 | 1-5 | .200 | 1-5 | .200 | 0-0 | .000 | 0 | 0 | 0 | 1.9 | 0 | 1 | 0 | 0 | 0 | 3 | 7.4 | |
| at Quinnipiac | 01/05/18 | 7 | 1-3 | .333 | 1-2 | .500 | 0-0 | .000 | 0 | 1 | 1 | 1.9 | 2 | 1 | 1 | 0 | 0 | 3 | 7.1 | |
| at Siena | 01/07/18 | 5 | 1-3 | .333 | 1-3 | .333 | 0-0 | .000 | 0 | 0 | 0 | 1.8 | 0 | 0 | 0 | 0 | 0 | 3 | 6.9 | |
| SAINT PETER'S | 01/12/18 | 8 | 0-2 | .000 | 0-2 | .000 | 1-2 | .500 | 0 | 0 | 0 | 1.7 | 1 | 0 | 0 | 0 | 0 | 1 | 6.6 | |
| MONMOUTH | 01/14/18 | 5 | 0-2 | .000 | 0-2 | .000 | 0-0 | .000 | 0 | 0 | 0 | 1.6 | 1 | 1 | 0 | 0 | 0 | 0 | 6.2 | |
| at Manhattan | 01/19/18 | dnp | - | - | - | - | - | - | - | - | - | - | - | - | - | - | - | - | - | - |
| Totals | | 0 | 277 | 42-90 | .467 | 26-64 | .406 | 8-12 | .667 | 17 | 13 | 30 | 1.6 | 15 | 16 | 12 | 0 | 6 | 118 | 6.2 |

OVERALL CAREER STATS

| Season | gp-gs | min/avg | Total | | 3-Point | | F-Throws | | Rebounds | | | | pf | fo | ast | to | blk | stl | Scoring | |
|---------|-------|----------|--------|------|---------|------|----------|------|----------|-----|-----|-----|----|----|-----|----|-----|-----|---------|-----|
| | | | fg-fga | pct | fg-fga | pct | ft-fa | pct | off | def | tot | avg | | | | | | | pts | avg |
| 2016-17 | 30-0 | 282/9.4 | 39-101 | .386 | 29-81 | .358 | 14-15 | .933 | 16 | 9 | 25 | 0.8 | 32 | 0 | 11 | 11 | 2 | 5 | 121 | 4.0 |
| 2017-18 | 19-0 | 277/14.6 | 42-90 | .467 | 26-64 | .406 | 8-12 | .667 | 17 | 13 | 30 | 1.6 | 15 | 0 | 16 | 12 | 0 | 6 | 118 | 6.2 |
| TOTAL | 49-0 | 559/11.4 | 81-191 | .424 | 55-145 | .379 | 22-27 | .815 | 33 | 22 | 55 | 1.1 | 47 | 0 | 27 | 23 | 2 | 11 | 239 | 4.9 |

MAAC CAREER STATS

| Season | gp-gs | min/avg | Total | | 3-Point | | F-Throws | | Rebounds | | | | pf | fo | ast | to | blk | stl | Scoring | |
|---------|-------|---------|--------|------|---------|------|----------|------|----------|-----|-----|-----|----|----|-----|----|-----|-----|---------|-----|
| | | | fg-fga | pct | fg-fga | pct | ft-fa | pct | off | def | tot | avg | | | | | | | pts | avg |
| 2016-17 | 17-0 | 166/9.8 | 23-61 | .377 | 18-49 | .367 | 0-0 | .000 | 5 | 3 | 8 | 0.5 | 16 | 0 | 5 | 6 | 1 | 0 | 64 | 3.8 |
| 2017-18 | 6-0 | 48/8.0 | 3-15 | .200 | 3-14 | .214 | 1-2 | .500 | 0 | 1 | 1 | 0.2 | 5 | 0 | 3 | 1 | 0 | 0 | 10 | 1.7 |
| TOTAL | 23-0 | 214/9.3 | 26-76 | .342 | 21-63 | .333 | 1-2 | .500 | 5 | 4 | 9 | 0.4 | 21 | 0 | 8 | 7 | 1 | 0 | 74 | 3.2 |



TAKAL MOLSON

15

GUARD | 6-5 / 205 | FR. | BUFFALO, N.Y. | TAAG ACADEMY

- Named the MAAC Rookie of the Week for the second time this season Jan. 15 after averaging 20.5 points and 5.0 rebounds per game last week in victories over Saint Peter's and Monmouth.
- Ranks third among all MAAC freshmen in scoring average with his 12.7 points per game.
- Averaging 17.4 points and 6.7 rebounds per game in his first seven career MAAC games.
- Set a program record for points by a true freshman in his debut with the program after he posted 25 points in a loss to Buffalo Nov. 11.
- A native of Buffalo, he played the 2016-17 season at TAAG Academy in Tampa, Fla.

CAREER AND SEASON HIGHS

Points

Career: 25 at Buffalo (11/11/17)

Season: Same

FG Made

Career: 9 (2x), last vs. Saint Peter's (1/12/18)

Season: Same

3-PT FG Made

Career: 4 (2x), last vs. Saint Peter's (1/12/18)

Season: Same

FT Made

Career: 11 vs. Monmouth (1/14/18)

Season: Same

Rebounds

Career: 10 (2x), last at Quinnipiac (1/5/18)

Season: Same

Assists

Career: 5 (2x), last vs. Monmouth (1/14/18)

Season: Same

Steals

Career: 3 at Siena (1/7/18)

Season: Same

Blocks

Career: 1 (9x), last vs. Saint Peter's (1/12/18)

Season: Same

Minutes

Career: 36 at Siena (1/7/18)

Season: Same

SPECIALTY STATISTICS

| | 17-18 | Career |
|------------------------|-------|--------|
| Double-Digit Points: | 11 | 11 |
| Double-Digit Rebounds: | 1 | 1 |
| Double-Doubles: | 1 | 1 |
| 20+ Point Games: | 4 | 4 |
| 30+ Point Games: | 0 | 0 |
| 2+ 3-PT FG Made: | 8 | 8 |

GAME-BY-GAME STATISTICS

| Opponent | Date | gs | min | Total | | 3-Pointers | | Free throws | | Rebounds | | | | pf | a | t/o | blk | stl | pts | avg | |
|------------------------|----------|----|-----|--------|--------|------------|-------|-------------|-------|----------|-----|-----|-----|-----|----|-----|-----|-----|-----|------|------|
| | | | | fg-fga | pct | 3fg-fga | pct | ft-fa | pct | off | def | tot | avg | | | | | | | | |
| at Buffalo | 11/11/17 | * | 34 | 9-13 | .692 | 3-5 | .600 | 4-5 | .800 | 0 | 4 | 4 | 4.0 | 3 | 3 | 3 | 1 | 1 | 25 | 25.0 | |
| at Air Force | 11/14/17 | * | 23 | 3-6 | .500 | 1-3 | .333 | 0-0 | .000 | 0 | 1 | 1 | 2.5 | 5 | 4 | 2 | 1 | 1 | 7 | 16.0 | |
| YOUNGSTOWN STATE | 11/18/17 | * | 19 | 2-7 | .286 | 0-2 | .000 | 2-3 | .667 | 1 | 3 | 4 | 3.0 | 5 | 5 | 2 | 1 | 1 | 6 | 12.7 | |
| at Tennessee State | 11/21/17 | * | 30 | 4-7 | .571 | 4-7 | .571 | 1-2 | .500 | 1 | 3 | 4 | 3.3 | 2 | 4 | 3 | 0 | 1 | 13 | 12.8 | |
| vs Texas State | 11/24/17 | * | 31 | 2-10 | .200 | 0-3 | .000 | 4-6 | .667 | 1 | 1 | 2 | 3.0 | 1 | 2 | 1 | 0 | 0 | 8 | 11.8 | |
| vs Arkansas-Pine Bluff | 11/25/17 | * | 31 | 7-10 | .700 | 2-3 | .667 | 3-3 | 1.000 | 2 | 2 | 4 | 3.2 | 1 | 4 | 2 | 1 | 1 | 19 | 13.0 | |
| at Pacific | 11/26/17 | * | 29 | 1-8 | .125 | 0-3 | .000 | 0-0 | .000 | 2 | 2 | 4 | 3.3 | 3 | 0 | 5 | 0 | 0 | 2 | 11.4 | |
| DARTMOUTH | 12/02/17 | * | 33 | 4-8 | .500 | 2-4 | .500 | 2-4 | .500 | 0 | 1 | 1 | 3.0 | 2 | 4 | 3 | 1 | 1 | 12 | 11.5 | |
| ST. BONAVENTURE | 12/06/17 | * | 24 | 0-2 | .000 | 0-1 | .000 | 4-8 | .500 | 3 | 2 | 5 | 3.2 | 4 | 3 | 6 | 0 | 0 | 4 | 10.7 | |
| at Evansville | 12/09/17 | * | 27 | 4-9 | .444 | 0-4 | .000 | 0-0 | .000 | 1 | 2 | 3 | 3.2 | 5 | 1 | 4 | 0 | 1 | 8 | 10.4 | |
| at Albany | 12/16/17 | * | 27 | 4-8 | .500 | 1-3 | .333 | 0-0 | .000 | 1 | 2 | 3 | 3.2 | 1 | 3 | 1 | 1 | 2 | 9 | 10.3 | |
| ELON | 12/19/17 | * | 19 | 3-8 | .375 | 3-4 | .750 | 2-2 | 1.000 | 1 | 0 | 1 | 3.0 | 2 | 1 | 1 | 0 | 1 | 11 | 10.3 | |
| at Robert Morris | 12/22/17 | * | 33 | 3-9 | .333 | 0-4 | .000 | 2-6 | .333 | 3 | 3 | 6 | 3.2 | 2 | 3 | 3 | 0 | 2 | 8 | 10.2 | |
| RIDER | 12/29/17 | * | 35 | 5-12 | .417 | 2-3 | .667 | 6-9 | .667 | 4 | 6 | 10 | 3.7 | 3 | 3 | 0 | 1 | 0 | 18 | 10.7 | |
| IONA | 12/31/17 | * | 31 | 8-13 | .615 | 1-2 | .500 | 4-5 | .800 | 3 | 6 | 9 | 4.1 | 3 | 2 | 2 | 0 | 1 | 21 | 11.4 | |
| at Quinnipiac | 01/05/18 | * | 29 | 1-7 | .143 | 0-2 | .000 | 5-9 | .556 | 2 | 8 | 10 | 4.4 | 4 | 2 | 0 | 0 | 0 | 7 | 11.1 | |
| at Siena | 01/07/18 | * | 36 | 8-16 | .500 | 1-5 | .200 | 4-4 | 1.000 | 3 | 1 | 4 | 4.4 | 1 | 0 | 0 | 1 | 3 | 21 | 11.7 | |
| SAINT PETER'S | 01/12/18 | * | 30 | 9-12 | .750 | 4-6 | .667 | 1-1 | 1.000 | 0 | 4 | 4 | 4.4 | 2 | 1 | 2 | 1 | 0 | 23 | 12.3 | |
| MONMOUTH | 01/14/18 | * | 35 | 3-11 | .273 | 1-5 | .200 | 11-16 | .688 | 1 | 5 | 6 | 4.5 | 4 | 5 | 2 | 0 | 1 | 18 | 12.6 | |
| at Manhattan | 01/19/18 | * | 33 | 4-9 | .444 | 2-4 | .500 | 4-6 | .667 | 2 | 2 | 4 | 4.5 | 1 | 4 | 2 | 0 | 1 | 14 | 12.7 | |
| Totals | | | 20 | 589 | 84-185 | .454 | 27-73 | .370 | 59-89 | .663 | 31 | 58 | 89 | 4.5 | 54 | 54 | 44 | 9 | 18 | 254 | 12.7 |

OVERALL CAREER STATS

| | | | Total | | 3-Point | | F-Throws | | Rebounds | | | | | | | | | | | Scoring | |
|---------|-------|----------|--------|------|---------|------|----------|------|----------|-----|-----|-----|----|----|-----|----|-----|-----|-----|---------|--|
| Season | gp-gs | min/avg | fg-fga | pct | fg-fga | pct | ft-fa | pct | off | def | tot | avg | pf | fo | ast | to | blk | stl | pts | avg | |
| 2017-18 | 20-20 | 589/29.5 | 84-185 | .454 | 27-73 | .370 | 59-89 | .663 | 31 | 58 | 89 | 4.5 | 54 | 3 | 54 | 44 | 9 | 18 | 254 | 12.7 | |
| TOTAL | 20-20 | 589/29.5 | 84-185 | .454 | 27-73 | .370 | 59-89 | .663 | 31 | 58 | 89 | 4.5 | 54 | 3 | 54 | 44 | 9 | 18 | 254 | 12.7 | |

MAAC CAREER STATS

| | | | Total | | 3-Point | | F-Throws | | Rebounds | | | | | | | | | | | Scoring | |
|---------|-------|----------|--------|------|---------|------|----------|------|----------|-----|-----|-----|----|----|-----|----|-----|-----|-----|---------|--|
| Season | gp-gs | min/avg | fg-fga | pct | fg-fga | pct | ft-fa | pct | off | def | tot | avg | pf | fo | ast | to | blk | stl | pts | avg | |
| 2017-18 | 7-7 | 229/32.7 | 38-80 | .475 | 11-27 | .407 | 35-50 | .700 | 15 | 32 | 47 | 6.7 | 18 | 0 | 17 | 8 | 3 | 6 | 122 | 17.4 | |
| TOTAL | 7-7 | 229/32.7 | 38-80 | .475 | 11-27 | .407 | 35-50 | .700 | 15 | 32 | 47 | 6.7 | 18 | 0 | 17 | 8 | 3 | 6 | 122 | 17.4 | |



SCOTT HITCHON

21

FORWARD | 6-8 / 210 | FR. | WHITBY, ONTARIO | THORNLEA SECONDARY

- Came off the bench to score a career-high eight points in the Griffs' road win at Quinnipiac Jan. 5.
- In that game, he made a career-high three field goals and also dished out his first two career assists in 12 minutes.
- Has a blocked shot in three of the team's last five games. Had a career-best two blocks at Siena Jan. 7.
- Went to the same high school (Thornlea Secondary) that produced former Griff **Kassius Robertson**.
- A member of the Canada Elite AAU program, he was rated the 27th best player in the Class of 2017 by NorthPoleHoops.com.
- Invited to participate in the Toronto North Pole Hoops Showcase Top-10 event in the summer of 2016.

CAREER AND SEASON HIGHS

Points

Career: 8 at Quinnipiac (1/5/18)

Season: Same

FG Made

Career: 3 at Quinnipiac (1/5/18)

Season: Same

3-PT FG Made

Career: 1 at Quinnipiac (1/5/18)

Season: Same

FT Made

Career: 2 (3x), last at Siena (1/7/18)

Season: Same

Rebounds

Career: 3 at Tennessee St. (11/21/17)

Season: Same

Assists

Career: 2 at Quinnipiac (1/5/18)

Season: Same

Steals

Career: 1 at Tennessee St. (11/21/17)

Season: Same

Blocks

Career: 2 (2x), last at Siena (1/7/18)

Season: Same

Minutes

Career: 12 (2x), last at Quinnipiac (1/5/18)

Season: Same

SPECIALTY STATISTICS

| | 17-18 | Career |
|------------------------|-------|--------|
| Double-Digit Points: | 0 | 0 |
| Double-Digit Rebounds: | 0 | 0 |
| Double-Doubles: | 0 | 0 |
| 20+ Point Games: | 0 | 0 |
| 30+ Point Games: | 0 | 0 |
| 2+ 3-PT FG Made: | 0 | 0 |

GAME-BY-GAME STATISTICS


| Opponent | Date | gs | min | Total | | 3-Pointers | | Free throws | | Rebounds | | | | pf | a | t/o | blk | stl | pts | avg |
|------------------------|----------|-----|-----|--------|------|------------|------|-------------|------|----------|-----|-----|-----|----|---|-----|-----|-----|-----|-----|
| | | | | fg-fga | pct | 3fg-fga | pct | ft-fa | pct | off | def | tot | avg | | | | | | | |
| at Buffalo | 11/11/17 | 4 | 0-0 | .000 | 0-0 | .000 | 0-0 | .000 | 0-0 | 0 | 1 | 1 | 1.0 | 2 | 0 | 1 | 0 | 0 | 0 | 0.0 |
| at Air Force | 11/14/17 | 7 | 0-1 | .000 | 0-1 | .000 | 2-2 | 1.000 | 1 | 0 | 1 | 1.0 | 3 | 0 | 2 | 0 | 0 | 2 | 1.0 | |
| YOUNGSTOWN STATE | 11/18/17 | 7 | 0-0 | .000 | 0-0 | .000 | 0-0 | .000 | 0 | 2 | 2 | 1.3 | 4 | 0 | 2 | 2 | 0 | 0 | 0.7 | |
| at Tennessee State | 11/21/17 | 12 | 0-1 | .000 | 0-0 | .000 | 2-2 | 1.000 | 0 | 3 | 3 | 1.8 | 3 | 0 | 1 | 0 | 1 | 2 | 1.0 | |
| vs Texas State | 11/24/17 | 8 | 2-2 | 1.000 | 0-0 | .000 | 0-1 | .000 | 0 | 0 | 0 | 1.4 | 4 | 0 | 0 | 1 | 0 | 4 | 1.6 | |
| vs Arkansas-Pine Bluff | 11/25/17 | 10 | 0-1 | .000 | 0-0 | .000 | 1-2 | .500 | 0 | 2 | 2 | 1.5 | 4 | 0 | 1 | 1 | 0 | 1 | 1.5 | |
| at Pacific | 11/26/17 | 5 | 0-0 | .000 | 0-0 | .000 | 0-0 | .000 | 0 | 2 | 2 | 1.6 | 1 | 0 | 0 | 0 | 0 | 0 | 1.3 | |
| DARTMOUTH | 12/02/17 | dnp | - | - | - | - | - | - | - | - | - | - | - | - | - | - | - | - | - | - |
| ST. BONAVENTURE | 12/06/17 | 1 | 0-0 | .000 | 0-0 | .000 | 0-0 | .000 | 0 | 0 | 0 | 1.4 | 0 | 0 | 0 | 0 | 0 | 0 | 1.1 | |
| at Evansville | 12/09/17 | dnp | - | - | - | - | - | - | - | - | - | - | - | - | - | - | - | - | - | - |
| at Albany | 12/16/17 | 4 | 0-2 | .000 | 0-0 | .000 | 0-2 | .000 | 1 | 0 | 1 | 1.3 | 0 | 0 | 0 | 0 | 0 | 0 | 1.0 | |
| ELON | 12/19/17 | 5 | 0-0 | .000 | 0-0 | .000 | 0-0 | .000 | 0 | 1 | 1 | 1.3 | 0 | 0 | 0 | 0 | 0 | 0 | 0.9 | |
| at Robert Morris | 12/22/17 | dnp | - | - | - | - | - | - | - | - | - | - | - | - | - | - | - | - | - | - |
| RIDER | 12/29/17 | dnp | - | - | - | - | - | - | - | - | - | - | - | - | - | - | - | - | - | - |
| IONA | 12/31/17 | dnp | - | - | - | - | - | - | - | - | - | - | - | - | - | - | - | - | - | - |
| at Quinnipiac | 01/05/18 | 12 | 3-5 | .600 | 1-3 | .333 | 1-2 | .500 | 1 | 0 | 1 | 1.3 | 3 | 2 | 0 | 1 | 0 | 8 | 1.5 | |
| at Siena | 01/07/18 | 11 | 0-0 | .000 | 0-0 | .000 | 2-2 | 1.000 | 0 | 2 | 2 | 1.3 | 1 | 0 | 0 | 2 | 0 | 2 | 1.6 | |
| SAINT PETER'S | 01/12/18 | 6 | 2-2 | 1.000 | 0-0 | .000 | 0-0 | .000 | 0 | 0 | 0 | 1.2 | 2 | 1 | 0 | 1 | 0 | 4 | 1.8 | |
| MONMOUTH | 01/14/18 | 10 | 0-1 | .000 | 0-1 | .000 | 0-0 | .000 | 0 | 0 | 0 | 1.1 | 1 | 0 | 1 | 0 | 0 | 0 | 1.6 | |
| at Manhattan | 01/19/18 | 6 | 1-2 | .500 | 0-0 | .000 | 0-0 | .000 | 0 | 1 | 1 | 1.1 | 0 | 0 | 0 | 0 | 0 | 2 | 1.7 | |
| Totals | | 0 | 108 | 8-17 | .471 | 1-5 | .200 | 8-13 | .615 | 3 | 14 | 17 | 1.1 | 28 | 3 | 8 | 8 | 1 | 25 | 1.7 |

OVERALL CAREER STATS

| Season | gp-gs | min/avg | Total | | 3-Point | | F-Throws | | Rebounds | | | | pf | fo | ast | to | blk | stl | Scoring | |
|---------|-------|---------|--------|------|---------|------|----------|------|----------|-----|-----|-----|----|----|-----|----|-----|-----|---------|-----|
| | | | fg-fga | pct | fg-fga | pct | ft-fa | pct | off | def | tot | avg | | | | | | | pts | avg |
| 2017-18 | 15-0 | 108/7.2 | 8-17 | .471 | 1-5 | .200 | 8-13 | .615 | 3 | 14 | 17 | 1.1 | 28 | 0 | 3 | 8 | 8 | 1 | 25 | 1.7 |
| TOTAL | 15-0 | 108/7.2 | 8-17 | .471 | 1-5 | .200 | 8-13 | .615 | 3 | 14 | 17 | 1.1 | 28 | 0 | 3 | 8 | 8 | 1 | 25 | 1.7 |

MAAC CAREER STATS

| Season | gp-gs | min/avg | Total | | 3-Point | | F-Throws | | Rebounds | | | | pf | fo | ast | to | blk | stl | Scoring | |
|---------|-------|---------|--------|------|---------|------|----------|------|----------|-----|-----|-----|----|----|-----|----|-----|-----|---------|-----|
| | | | fg-fga | pct | fg-fga | pct | ft-fa | pct | off | def | tot | avg | | | | | | | pts | avg |
| 2017-18 | 5-0 | 45/9.0 | 6-10 | .600 | 1-4 | .250 | 3-4 | .750 | 1 | 3 | 4 | 0.8 | 7 | 0 | 3 | 1 | 4 | 0 | 16 | 3.2 |
| TOTAL | 5-0 | 45/9.0 | 6-10 | .600 | 1-4 | .250 | 3-4 | .750 | 1 | 3 | 4 | 0.8 | 7 | 0 | 3 | 1 | 4 | 0 | 16 | 3.2 |



JIBREEL FAULKNER

22

FORWARD | 6-8 / 195 | JR. | WASHINGTON, D.C. | SAN JACINTO J.C.

- Scored a career-high 12 points in the team's win over Monmouth Jan. 14. Also matched a career-high with three rebounds.
- Missed the season's first 16 games due to an NCAA suspension.
- Played in six games in 2016-17, his first season with the program.
- Started his college career at Cal. State Northridge in 2014-15.
- Spent the 2015-16 season at San Jacinto Junior College, where he averaged 4.8 points and 2.6 rebounds per game in 28 contests.

CAREER AND SEASON HIGHS

Points

Career: 12 vs. Monmouth (1/14/18)

Season: Same

FG Made

Career: 2 (4x), last at Manhattan (1/19/18)

Season: 2 (2x), last at Manhattan (1/19/18)

3-PT FG Made

Career: 1 (3x), last vs. Monmouth (1/14/18)

Season: 1 vs. Monmouth (1/14)

FT Made

Career: 7 vs. Monmouth (1/14/18)

Season: Same

Rebounds

Career: 3 (2x), last vs. Monmouth (1/14/18)

Season: 3 vs. Monmouth (1/14)

Assists

Career: 1 (4x), last vs. Monmouth (1/14/18)

Season: 1 (2x), last vs. Monmouth (1/14)

Steals

Career: --

Season: --

Blocks

Career: 1 at Manhattan (1/19/18)

Season: Same

Minutes

Career: 10 (2x), last at Manhattan (1/19/18)

Season: Same

SPECIALTY STATISTICS

| | 17-18 | Career |
|------------------------|-------|--------|
| Double-Digit Points: | 1 | 1 |
| Double-Digit Rebounds: | 0 | 0 |
| Double-Doubles: | 0 | 0 |
| 20+ Point Games: | 0 | 0 |
| 30+ Point Games: | 0 | 0 |
| 2+ 3-PT FG Made: | 0 | 0 |

GAME-BY-GAME STATISTICS

| | | | | Total | | 3-Pointers | | Free throws | | Rebounds | | | | | | | | | | | |
|------------------------|----------|----|-----|--------|------|------------|------|-------------|------|----------|-----|-----|-----|-----|---|-----|-----|-----|-----|-----|--|
| Opponent | Date | gs | min | fg-fga | pct | 3fg-fga | pct | ft-fa | pct | off | def | tot | avg | pf | a | t/o | blk | stl | pts | avg | |
| at Buffalo | 11/11/17 | | dnp | - | - | - | - | - | - | - | - | - | - | - | - | - | - | - | - | - | |
| at Air Force | 11/14/17 | | dnp | - | - | - | - | - | - | - | - | - | - | - | - | - | - | - | - | - | |
| YOUNGSTOWN STATE | 11/18/17 | | dnp | - | - | - | - | - | - | - | - | - | - | - | - | - | - | - | - | - | |
| at Tennessee State | 11/21/17 | | dnp | - | - | - | - | - | - | - | - | - | - | - | - | - | - | - | - | - | |
| vs Texas State | 11/24/17 | | dnp | - | - | - | - | - | - | - | - | - | - | - | - | - | - | - | - | - | |
| vs Arkansas-Pine Bluff | 11/25/17 | | dnp | - | - | - | - | - | - | - | - | - | - | - | - | - | - | - | - | - | |
| at Pacific | 11/26/17 | | dnp | - | - | - | - | - | - | - | - | - | - | - | - | - | - | - | - | - | |
| DARTMOUTH | 12/02/17 | | dnp | - | - | - | - | - | - | - | - | - | - | - | - | - | - | - | - | - | |
| ST. BONAVENTURE | 12/06/17 | | dnp | - | - | - | - | - | - | - | - | - | - | - | - | - | - | - | - | - | |
| at Evansville | 12/09/17 | | dnp | - | - | - | - | - | - | - | - | - | - | - | - | - | - | - | - | - | |
| at Albany | 12/16/17 | | dnp | - | - | - | - | - | - | - | - | - | - | - | - | - | - | - | - | - | |
| ELON | 12/19/17 | | dnp | - | - | - | - | - | - | - | - | - | - | - | - | - | - | - | - | - | |
| at Robert Morris | 12/22/17 | | dnp | - | - | - | - | - | - | - | - | - | - | - | - | - | - | - | - | - | |
| RIDER | 12/29/17 | | dnp | - | - | - | - | - | - | - | - | - | - | - | - | - | - | - | - | - | |
| IONA | 12/31/17 | | dnp | - | - | - | - | - | - | - | - | - | - | - | - | - | - | - | - | - | |
| at Quinnipiac | 01/05/18 | | dnp | - | - | - | - | - | - | - | - | - | - | - | - | - | - | - | - | - | |
| at Siena | 01/07/18 | 3 | 0-0 | .000 | 0-0 | .000 | 0-0 | .000 | 0-0 | .000 | 1 | 1 | 2 | 2.0 | 0 | 0 | 0 | 0 | 0 | 0.0 | |
| SAINT PETER'S | 01/12/18 | 3 | 0-0 | .000 | 0-0 | .000 | 0-0 | .000 | 0-0 | .000 | 0 | 1 | 1 | 1.5 | 0 | 1 | 1 | 0 | 0 | 0.0 | |
| MONMOUTH | 01/14/18 | 10 | 2-6 | .333 | 1-4 | .250 | 7-8 | .875 | 3 | 0 | 3 | 2.0 | 2 | 1 | 1 | 0 | 0 | 0 | 12 | 4.0 | |
| at Manhattan | 01/19/18 | 10 | 2-5 | .400 | 0-0 | .000 | 0-0 | .000 | 0 | 0 | 1 | 1 | 1.8 | 1 | 0 | 0 | 1 | 0 | 4 | 4.0 | |
| Totals | | 0 | 26 | 4-11 | .364 | 1-4 | .250 | 7-8 | .875 | 4 | 3 | 7 | 1.8 | 3 | 2 | 2 | 1 | 0 | 16 | 4.0 | |

OVERALL CAREER STATS

| Season | gp-gs | min/avg | Total | | 3-Point | | F-Throws | | Rebounds | | | | pf | fo | ast | to | blk | stl | Scoring | |
|---------|-------|---------|--------|------|---------|------|----------|------|----------|-----|-----|-----|----|----|-----|----|-----|-----|---------|-----|
| | | | fg-fga | pct | fg-fga | pct | ft-fa | pct | off | def | tot | avg | | | | | | | pts | avg |
| 2016-17 | 6-0 | 34/5.7 | 6-13 | .462 | 2-4 | .500 | 5-8 | .625 | 4 | 3 | 7 | 1.2 | 4 | 0 | 2 | 3 | 0 | 0 | 19 | 3.2 |
| 2017-18 | 4-0 | 26/6.5 | 4-11 | .364 | 1-4 | .250 | 7-8 | .875 | 4 | 3 | 7 | 1.8 | 3 | 0 | 2 | 2 | 1 | 0 | 16 | 4.0 |
| TOTAL | 10-0 | 60/6.0 | 10-24 | .417 | 3-8 | .375 | 12-16 | .750 | 8 | 6 | 14 | 1.4 | 7 | 0 | 4 | 5 | 1 | 0 | 35 | 3.5 |

MAAC CAREER STATS

| Season | gp-gs | min/avg | Total | | 3-Point | | F-Throws | | Rebounds | | | | pf | fo | ast | to | blk | stl | Scoring | |
|---------|-------|---------|--------|------|---------|------|----------|------|----------|-----|-----|-----|----|----|-----|----|-----|-----|---------|-----|
| | | | fg-fga | pct | fg-fga | pct | ft-fa | pct | off | def | tot | avg | | | | | | | pts | avg |
| 2016-17 | 1-0 | 1/1.0 | 0-0 | .000 | 0-0 | .000 | 0-0 | .000 | 0 | 0 | 0 | 0.0 | 0 | 0 | 0 | 0 | 0 | 0 | 0 | 0.0 |
| 2017-18 | 4-0 | 26/6.5 | 4-11 | .364 | 1-4 | .250 | 7-8 | .875 | 4 | 3 | 7 | 1.8 | 3 | 0 | 2 | 2 | 1 | 0 | 16 | 4.0 |
| TOTAL | 5-0 | 27/5.4 | 4-11 | .364 | 1-4 | .250 | 7-8 | .875 | 4 | 3 | 7 | 1.4 | 3 | 0 | 2 | 2 | 1 | 0 | 16 | 3.2 |



DANTAI ST. LOUIS

23

FORWARD | 6-8 / 245 | SOPH. | BRAMPTON, ONTARIO | ORANGEVILLE PREP

- Played his first game of the season Dec. 19 against Elon after missing 11 games with a lower-back injury.
- Played in 32 games in his first season with the program.
- Comes from the same hometown (Brampton, Ontario) that produced former Griffs Micheal Meeks and Kiefer Douse.
- Matched a career-high with four points against Samford in the first round of the 2017 CIT.
- Grabbed a career-high four boards in a loss at Cleveland State Nov. 15.

CAREER AND SEASON HIGHS

Points

Career: 4 (2x), last at Samford (3/14/17)

Season: --

FG Made

Career: 2 (2x), last at Samford (3/14/17)

Season: --

3-PT FG Made

Career: --

Season: --

FT Made

Career: 2 at Kentucky (11/13/16)

Season: --

Rebounds

Career: 4 at Cleveland State (11/15/16)

Season: --

Assists

Career: 1 (4x), last vs. Marist (1/14/17)

Season: --

Steals

Career: 1 (2x), last vs. Elon (12/19/17)

Season: 1 vs. Elon (12/19)

Blocks

Career: 1 (3x), last at Samford (3/14/17)

Season: --

Minutes

Career: 15 at Quinnipiac (1/20/17)

Season: 2 vs. Elon (12/19)

SPECIALTY STATISTICS

| | 17-18 | Career |
|------------------------|-------|--------|
| Double-Digit Points: | 0 | 0 |
| Double-Digit Rebounds: | 0 | 0 |
| Double-Doubles: | 0 | 0 |
| 20+ Point Games: | 0 | 0 |
| 30+ Point Games: | 0 | 0 |
| 2+ 3-PT FG Made: | 0 | 0 |

GAME-BY-GAME STATISTICS

| Opponent | Date | gs | min | Total | | 3-Pointers | | Free throws | | Rebounds | | | | pf | a | t/o | blk | stl | pts | avg |
|------------------------|----------|-----|-----|--------|------|------------|------|-------------|------|----------|-----|-----|-----|----|---|-----|-----|-----|-----|-----|
| | | | | fg-fga | pct | 3fg-fga | pct | ft-fa | pct | off | def | tot | avg | | | | | | | |
| at Buffalo | 11/11/17 | dnp | - | - | - | - | - | - | - | - | - | - | - | - | - | - | - | - | - | - |
| at Air Force | 11/14/17 | dnp | - | - | - | - | - | - | - | - | - | - | - | - | - | - | - | - | - | - |
| YOUNGSTOWN STATE | 11/18/17 | dnp | - | - | - | - | - | - | - | - | - | - | - | - | - | - | - | - | - | - |
| at Tennessee State | 11/21/17 | dnp | - | - | - | - | - | - | - | - | - | - | - | - | - | - | - | - | - | - |
| vs Texas State | 11/24/17 | dnp | - | - | - | - | - | - | - | - | - | - | - | - | - | - | - | - | - | - |
| vs Arkansas-Pine Bluff | 11/25/17 | dnp | - | - | - | - | - | - | - | - | - | - | - | - | - | - | - | - | - | - |
| at Pacific | 11/26/17 | dnp | - | - | - | - | - | - | - | - | - | - | - | - | - | - | - | - | - | - |
| DARTMOUTH | 12/02/17 | dnp | - | - | - | - | - | - | - | - | - | - | - | - | - | - | - | - | - | - |
| ST. BONAVENTURE | 12/06/17 | dnp | - | - | - | - | - | - | - | - | - | - | - | - | - | - | - | - | - | - |
| at Evansville | 12/09/17 | dnp | - | - | - | - | - | - | - | - | - | - | - | - | - | - | - | - | - | - |
| at Albany | 12/16/17 | dnp | - | - | - | - | - | - | - | - | - | - | - | - | - | - | - | - | - | - |
| ELON | 12/19/17 | 2 | 0-0 | .000 | 0-0 | .000 | 0-0 | .000 | 0-0 | 0 | 0 | 0 | 0.0 | 0 | 0 | 0 | 0 | 1 | 0 | 0.0 |
| at Robert Morris | 12/22/17 | dnp | - | - | - | - | - | - | - | - | - | - | - | - | - | - | - | - | - | - |
| RIDER | 12/29/17 | dnp | - | - | - | - | - | - | - | - | - | - | - | - | - | - | - | - | - | - |
| IONA | 12/31/17 | dnp | - | - | - | - | - | - | - | - | - | - | - | - | - | - | - | - | - | - |
| at Quinnipiac | 01/05/18 | dnp | - | - | - | - | - | - | - | - | - | - | - | - | - | - | - | - | - | - |
| at Siena | 01/07/18 | dnp | - | - | - | - | - | - | - | - | - | - | - | - | - | - | - | - | - | - |
| SAINT PETER'S | 01/12/18 | 0 | 0-0 | .000 | 0-0 | .000 | 0-0 | .000 | 0-0 | 0 | 0 | 0 | 0.0 | 0 | 0 | 0 | 0 | 0 | 0 | 0.0 |
| MONMOUTH | 01/14/18 | dnp | - | - | - | - | - | - | - | - | - | - | - | - | - | - | - | - | - | - |
| at Manhattan | 01/19/18 | dnp | - | - | - | - | - | - | - | - | - | - | - | - | - | - | - | - | - | - |
| Totals | | 0 | 2 | 0-0 | .000 | 0-0 | .000 | 0-0 | .000 | 0 | 0 | 0 | 0.0 | 0 | 0 | 0 | 0 | 1 | 0 | 0.0 |

OVERALL CAREER STATS

| Season | gp-gs | min/avg | Total | | 3-Point | | F-Throws | | Rebounds | | | | pf | fo | ast | to | blk | stl | Scoring | |
|---------|-------|---------|--------|------|---------|------|----------|------|----------|-----|-----|-----|----|----|-----|----|-----|-----|---------|-----|
| | | | fg-fga | pct | fg-fga | pct | ft-fa | pct | off | def | tot | avg | | | | | | | pts | avg |
| 2016-17 | 32-0 | 218/6.8 | 15-36 | .417 | 0-0 | .000 | 6-16 | .375 | 22 | 24 | 46 | 1.4 | 49 | 0 | 5 | 8 | 3 | 1 | 36 | 1.1 |
| 2017-18 | 2-0 | 2/1.0 | 0-0 | .000 | 0-0 | .000 | 0-0 | .000 | 0 | 0 | 0 | 0.0 | 0 | 0 | 0 | 0 | 1 | 0 | 0 | 0.0 |
| TOTAL | 34-0 | 220/6.5 | 15-36 | .417 | 0-0 | .000 | 6-16 | .375 | 22 | 24 | 46 | 1.4 | 49 | 0 | 5 | 8 | 4 | 1 | 36 | 1.1 |

MAAC CAREER STATS

| Season | gp-gs | min/avg | Total | | 3-Point | | F-Throws | | Rebounds | | | | pf | fo | ast | to | blk | stl | Scoring | |
|---------|-------|---------|--------|------|---------|------|----------|------|----------|-----|-----|-----|----|----|-----|----|-----|-----|---------|-----|
| | | | fg-fga | pct | fg-fga | pct | ft-fa | pct | off | def | tot | avg | | | | | | | pts | avg |
| 2016-17 | 19-0 | 125/6.6 | 9-21 | .429 | 0-0 | .000 | 2-6 | .333 | 15 | 17 | 32 | 1.7 | 28 | 0 | 2 | 4 | 2 | 1 | 20 | 1.1 |
| 2017-18 | 1-0 | 0/0.0 | 0-0 | .000 | 0-0 | .000 | 0-0 | .000 | 0 | 0 | 0 | 0.0 | 0 | 0 | 0 | 0 | 0 | 0 | 0 | 0.0 |
| TOTAL | 20-0 | 125/6.3 | 9-21 | .429 | 0-0 | .000 | 2-6 | .333 | 15 | 17 | 32 | 1.6 | 28 | 0 | 2 | 4 | 2 | 1 | 20 | 1.0 |

HEAD COACH REGGIE WITHERSPOON

The Witherspoon File

PERSONAL INFORMATION

| | |
|-------------------|------------------|
| Date of Birth | Feb. 21, 1961 |
| Hometown | Buffalo, N.Y. |
| Education | Empire State '95 |
| Hired at Canisius | May 28, 2016 |
| Wife | Dawn |
| Daughters | Lydia and Rachel |

COLLEGE COACHING EXPERIENCE

| | |
|---------|-------------------------------|
| 1996-98 | Erie Comm. College Head Coach |
| 1999-13 | Buffalo Head Coach |
| 2014-15 | Alabama Assistant Coach |
| 2015-16 | Chattanooga Assistant Coach |
| 2016- | Canisius College Head Coach |

BARON YEAR-BY-YEAR

| YEAR | SCHOOL | RECORD |
|--------------------------|-----------------|----------------|
| 1999-00 | Buffalo | 3-20 |
| 2000-01 | Buffalo | 4-24 |
| 2001-02 | Buffalo | 12-18 |
| 2002-03 | Buffalo | 5-23 |
| 2003-04 | Buffalo | 17-12 |
| 2004-05 | Buffalo | 23-10 |
| 2005-06 | Buffalo | 19-13 |
| 2006-07 | Buffalo | 12-19 |
| 2007-08 | Buffalo | 10-20 |
| 2008-09 | Buffalo | 21-12 |
| 2009-10 | Buffalo | 18-12 |
| 2010-11 | Buffalo | 20-14 |
| 2011-12 | Buffalo | 20-11 |
| 2012-13 | Buffalo | 14-20 |
| 2016-17 | Canisius | 18-16 |
| 2017-18 | Canisius | 12-8 |
| Career Record (16 years) | | 228-252 (.475) |
| Postseason | | |
| | NIT | 1-1 (.500) |
| | CBI | 0-1 (.000) |
| | CIT | 3-3 (.500) |
| Postseason Record | | 4-5 (.440) |

- Record at Canisius: 30-24 (.556) - Second Year
- Overall Record: 228-252 (.475) - 16th Year
- MAAC Record: 16-11 (.593) - Second Year

- Canisius named **Reggie Witherspoon** the program's 24th head coach in program history May 28, 2016.
- A Buffalo native, Witherspoon returned to his hometown to take over the Golden Griffin program after spending the 2015-16 season on the bench at Chattanooga.
- Witherspoon led the University at Buffalo program for 14 seasons from 1999-13, where he earned 198 career wins against 228 career losses.
- A two-time Mid-American Conference Coach of the Year (2004, 2012), he boasted a record of 174-143 in his last 10 years with the Buffalo program.
- Witherspoon has a MAC regular-season crown, two trips to the MAC Tournament title game, an NIT berth, a bid to the College Basketball Invitational (CBI) and a pair of trips to the CollegeInsider.com Postseason Tournament (CIT) on his head coaching resume.
- Witherspoon has also coached at the international level, as he has assisted with USA Basketball and the national under-18 team program two times. In 2006, he worked with the USA U-18 tryout team that featured **Blake Griffin**, **Michael Beasley**, **Jared Bayless** and **Kyle Singler**. In 2010, he was an assistant coach under **Jeff Capel** and worked with **Kyrie Irving**, **Austin Rivers** and **Patric Young**.
- Witherspoon began his coaching career at his high school alma mater - Sweet Home High School in the north suburbs of Buffalo.
- As a player, Witherspoon played for two seasons at Erie Community College, where his head coach was **John Beilein**. Beilein later went on to be the Canisius head coach from 1992-97, and he now leads the Michigan basketball program.

RECORDS VS. OPPONENTS

| | | |
|-----------------------------------|-----------------------------|----------------------------------|
| Air Force 0-1 | Florida State 0-1 | Purdue 0-1 |
| Albany 1-1 | Fresno State 2-0 | Quinnipiac 3-1 |
| Alcorn State 1-0 | Green Bay 2-0 | Rhode Island 1-1 |
| Akron 13-16 | Houghton 1-0 | Rider 2-1 |
| American 1-0 | Indiana 0-1 | Robert Morris 2-0 |
| Arkansas Pine Bluff .. 1-0 | Indiana State 2-1 | Rutgers 1-1 |
| Army West Point 2-0 | Iona 3-3 | Saint Joseph's 0-1 |
| Ball State 8-9 | Jackson State 1-0 | Saint Peter's 4-2 |
| Boston College 0-1 | Jacksonville 0-1 | Samford 0-1 |
| Boston University ... 1-0 | Kent State 8-24 | Siena 3-2 |
| Bowling Green 9-15 | Kentucky 0-1 | S. Dakota St. 0-1 |
| Buffalo 1-1 | Liberty 2-1 | St. Bonaventure 1-4 |
| Buffalo State 3-0 | Manhattan 3-1 | St. Francis Brooklyn ... 1-0 |
| BYU 0-2 | Mansfield 1-0 | Syracuse 0-1 |
| Canisius 8-6 | Marist 2-1 | Temple 2-2 |
| Central Michigan 11-7 | Marshall 5-8 | Tennessee State 0-2 |
| Chicago State 2-0 | Miami 1-0 | Texas State 1-0 |
| Cleveland State 1-1 | Miami (Ohio) 10-20 | Toldeo 8-9 |
| Colgate 2-0 | Milwaukee 2-0 | Towson 2-0 |
| Colorado 1-0 | Monmouth 1-2 | Tulane 1-1 |
| Colorado State 1-0 | Navy 3-0 | Tulsa 0-2 |
| Cornell 3-1 | Niagara 8-7 | UNC Asheville 1-1 |
| Connecticut 0-3 | New Hampshire 1-0 | USC Upstate 1-0 |
| Dartmouth 1-0 | North Carolina 0-2 | USF 1-1 |
| Dayton 1-0 | North Texas 0-1 | UT Martin 0-1 |
| Delaware State 1-1 | Northern Illinois 12-6 | Valparaiso 0-1 |
| Detroit 1-2 | Northwestern 0-3 | Vermont 0-2 |
| Drexel 1-0 | Notre Dame (Ohio) ... 1-0 | Washington State 0-1 |
| Duquesne 2-0 | Oakland 0-1 | Western Illinois 0-1 |
| Eastern Illinois 0-1 | Ohio 7-22 | Western Michigan ... 8-8 |
| Eastern Michigan 10-6 | Ohio Valley 1-0 | Wichita State 0-1 |
| Elon 3-0 | Pacific 0-1 | Wyoming 0-1 |
| Evansville 2-3 | Penn State 1-2 | Yale 0-1 |
| Fairfield 1-1 | Pepperdine 1-0 | Youngstown St. 6-2 |
| Fairleigh Dickinson ... 1-3 | Pittsburgh 0-2 | |
| FIU 1-1 | Princeton 0-2 | |

2017-18 opponents in bold

2017-18 BOX SCORES

Game 1: Buffalo 80 - Canisius 75 Nov. 11, 2017 - Buffalo, N.Y. (Alumni Arena)

Canisius 75 • 0-1

| # | Player | Total | | 3-Ptr | | Rebounds | | | PF | TP | A | TO | Bk | Stl | Min |
|--------|--------------------|--------|--------|--------|--------|----------|-----|-----|----|----|----|----|----|-----|-----|
| | | FG-FGA | FG-FGA | FT-FTA | FT-FTA | Off | Def | Tot | | | | | | | |
| 02 | Crumpton, Jermaine | f | 3-11 | 1-6 | 2-2 | 2 | 5 | 7 | 2 | 9 | 1 | 2 | 3 | 0 | 39 |
| 04 | White, Jalanni | f | 1-1 | 0-0 | 2-2 | 2 | 1 | 3 | 3 | 4 | 2 | 1 | 2 | 0 | 17 |
| 01 | Johnson, Malik | g | 3-8 | 1-1 | 1-2 | 0 | 3 | 3 | 2 | 8 | 4 | 5 | 0 | 1 | 36 |
| 13 | Reese, Isaiah | g | 5-11 | 2-5 | 8-8 | 0 | 5 | 5 | 2 | 20 | 1 | 3 | 0 | 2 | 28 |
| 15 | Molson, Takal | g | 9-13 | 3-5 | 4-5 | 0 | 4 | 4 | 3 | 25 | 3 | 3 | 1 | 1 | 34 |
| 03 | Sanks, Jonathan | | 0-2 | 0-2 | 0-0 | 0 | 2 | 2 | 2 | 0 | 2 | 0 | 0 | 0 | 17 |
| 05 | Heath, D.J. | | 0-0 | 0-0 | 0-0 | 0 | 0 | 0 | 0 | 0 | 0 | 0 | 0 | 0 | 2 |
| 10 | Planinic, Selvedin | | 0-0 | 0-0 | 0-0 | 0 | 0 | 0 | 0 | 0 | 0 | 1 | 0 | 0 | 1 |
| 11 | Lotts, Marcale | | 2-2 | 0-0 | 0-0 | 0 | 2 | 2 | 4 | 0 | 0 | 0 | 0 | 0 | 11 |
| 14 | Foley, Spencer | | 2-4 | 1-2 | 0-0 | 2 | 0 | 2 | 2 | 5 | 0 | 2 | 0 | 0 | 11 |
| 21 | Hitchon, Scott | | 0-0 | 0-0 | 0-0 | 0 | 1 | 1 | 2 | 0 | 0 | 1 | 0 | 0 | 4 |
| Team | | | | | | 1 | 2 | 3 | | | | | | | |
| Totals | | | 25-52 | 8-21 | 17-19 | 7 | 25 | 32 | 20 | 75 | 13 | 19 | 6 | 4 | 200 |

FG % 1st Half: 14-27 51.9% 2nd half: 11-25 44.0% Game: 25-52 48.1%
3FG % 1st Half: 7-14 50.0% 2nd half: 1-7 14.3% Game: 8-21 38.1%
FT % 1st Half: 4-4 100.0 2nd half: 13-15 86.7% Game: 17-19 89.5%

Buffalo 80 • 1-0

| # | Player | Total | | 3-Ptr | | Rebounds | | | PF | TP | A | TO | Bk | Stl | Min |
|--------|-------------------|--------|--------|--------|--------|----------|-----|-----|----|----|---|----|----|-----|-----|
| | | FG-FGA | FG-FGA | FT-FTA | FT-FTA | Off | Def | Tot | | | | | | | |
| 01 | MCRAE, Montell | f | 1-6 | 0-4 | 0-1 | 1 | 3 | 4 | 2 | 2 | 0 | 0 | 0 | 1 | 25 |
| 33 | PERKINS, Nick | f | 9-17 | 3-4 | 5-6 | 5 | 1 | 6 | 2 | 26 | 0 | 2 | 1 | 0 | 36 |
| 02 | HARRIS, Jeremy | g | 5-17 | 2-7 | 3-4 | 3 | 1 | 4 | 3 | 15 | 1 | 2 | 0 | 1 | 31 |
| 05 | MASSINBURG, CJ | g | 3-11 | 0-2 | 2-4 | 1 | 4 | 5 | 5 | 8 | 0 | 3 | 0 | 0 | 25 |
| 22 | CARUTHERS, Dontay | g | 2-4 | 0-1 | 3-3 | 2 | 2 | 4 | 5 | 7 | 3 | 1 | 0 | 0 | 18 |
| 00 | REESE, James | | 0-4 | 0-3 | 0-0 | 0 | 0 | 0 | 1 | 0 | 0 | 0 | 1 | 3 | 10 |
| 03 | GRAVES, Jayvon | | 2-4 | 0-1 | 0-2 | 0 | 2 | 2 | 0 | 4 | 1 | 0 | 0 | 0 | 19 |
| 04 | JORDAN, Davonta | | 7-8 | 2-2 | 0-0 | 2 | 6 | 8 | 4 | 16 | 2 | 3 | 0 | 2 | 27 |
| 41 | BERTRAM, Brock | | 1-2 | 0-0 | 0-0 | 3 | 0 | 3 | 0 | 2 | 0 | 1 | 0 | 1 | 9 |
| Team | | | | | | 4 | 2 | 6 | | | | | | | |
| Totals | | | 30-73 | 7-24 | 13-20 | 21 | 21 | 42 | 22 | 80 | 9 | 12 | 2 | 8 | 200 |

FG % 1st Half: 17-35 48.6% 2nd half: 13-38 34.2% Game: 30-73 41.1%
3FG % 1st Half: 3-11 27.3% 2nd half: 4-13 30.8% Game: 7-24 29.2%
FT % 1st Half: 5-7 71.4% 2nd half: 8-13 61.5% Game: 13-20 65.0%

Officials: Ray Perone, Kevin Ferguson, Kevin O'Connell
Technical fouls: Canisius-None, Buffalo-None.
Attendance: 3279

| Score by periods | 1st | 2nd | Total |
|------------------|-----|-----|-------|
| Canisius | 39 | 36 | 75 |
| Buffalo | 42 | 38 | 80 |

Last FG - CAN 2nd-07:27, UB 2nd-00:35.
Largest lead - CAN by 5 2nd-09:49, UB by 8 1st-09:23.
CAN led for 10:53. UB led for 24:47. Game was tied for 04:20.

| | In | Off | 2nd | Fast | Bench |
|--------|----|-----|-----|------|-------|
| Points | 30 | 19 | 5 | 0 | 9 |
| CAN | 44 | 18 | 19 | 8 | 22 |
| UB | | | | | |

Score tied - 5 times.
Lead changed - 14 times.

Game 2: Air Force 93 - Canisius 79 Nov. 14, 2017 - Colorado Springs, Colo. (Clune Arena)

Canisius 79 • 0-2

| # | Player | Total | | 3-Ptr | | Rebounds | | | PF | TP | A | TO | Bk | Stl | Min |
|--------|--------------------|--------|--------|--------|--------|----------|-----|-----|----|----|----|----|----|-----|-----|
| | | FG-FGA | FG-FGA | FT-FTA | FT-FTA | Off | Def | Tot | | | | | | | |
| 02 | Crumpton, Jermaine | f | 6-11 | 2-5 | 6-6 | 1 | 2 | 3 | 4 | 20 | 0 | 1 | 0 | 0 | 24 |
| 04 | White, Jalanni | f | 0-1 | 0-1 | 1-2 | 2 | 1 | 3 | 3 | 1 | 0 | 0 | 1 | 0 | 15 |
| 01 | Johnson, Malik | g | 4-9 | 0-4 | 2-3 | 0 | 2 | 2 | 2 | 10 | 5 | 2 | 0 | 1 | 31 |
| 13 | Reese, Isaiah | g | 5-11 | 4-7 | 0-0 | 0 | 4 | 4 | 4 | 14 | 4 | 1 | 0 | 1 | 29 |
| 15 | Molson, Takal | g | 3-6 | 1-3 | 0-0 | 0 | 1 | 1 | 5 | 7 | 4 | 2 | 1 | 1 | 23 |
| 03 | Sanks, Jonathan | | 1-7 | 1-5 | 0-0 | 1 | 2 | 3 | 1 | 3 | 0 | 0 | 0 | 0 | 15 |
| 05 | Heath, D.J. | | 1-2 | 1-2 | 0-0 | 0 | 0 | 0 | 0 | 3 | 0 | 1 | 0 | 0 | 9 |
| 10 | Planinic, Selvedin | | 1-2 | 0-0 | 1-1 | 3 | 1 | 4 | 2 | 3 | 0 | 1 | 0 | 0 | 9 |
| 11 | Lotts, Marcale | | 1-2 | 0-0 | 0-0 | 0 | 0 | 0 | 2 | 2 | 0 | 1 | 0 | 1 | 16 |
| 14 | Foley, Spencer | | 5-11 | 2-7 | 2-2 | 5 | 4 | 9 | 3 | 14 | 0 | 0 | 0 | 1 | 22 |
| 21 | Hitchon, Scott | | 0-1 | 0-1 | 2-2 | 1 | 0 | 1 | 3 | 2 | 0 | 2 | 0 | 0 | 7 |
| Team | | | | | | 1 | 0 | 1 | | | | | | | |
| Totals | | | 27-63 | 11-35 | 14-16 | 14 | 17 | 31 | 29 | 79 | 13 | 14 | 2 | 5 | 200 |

FG % 1st Half: 13-33 39.4% 2nd half: 14-30 46.7% Game: 27-63 42.9%
3FG % 1st Half: 4-17 23.5% 2nd half: 7-18 38.9% Game: 11-35 31.4%
FT % 1st Half: 8-10 80.0% 2nd half: 6-6 100.0 Game: 14-16 87.5%

Air Force 93 • 2-0

| # | Player | Total | | 3-Ptr | | Rebounds | | | PF | TP | A | TO | Bk | Stl | Min |
|--------|------------------|--------|--------|--------|--------|----------|-----|-----|----|----|----|----|----|-----|-----|
| | | FG-FGA | FG-FGA | FT-FTA | FT-FTA | Off | Def | Tot | | | | | | | |
| 12 | SCOTTIE, Lavelle | f | 4-12 | 2-5 | 8-8 | 2 | 2 | 4 | 3 | 18 | 2 | 1 | 2 | 1 | 28 |
| 32 | MANNING, Ryan | f | 3-7 | 3-5 | 6-6 | 1 | 2 | 3 | 1 | 15 | 3 | 0 | 1 | 1 | 30 |
| 33 | TOOHEY, Frank | c | 3-6 | 1-3 | 6-6 | 3 | 1 | 4 | 4 | 13 | 1 | 4 | 0 | 1 | 25 |
| 15 | VAN, Jacob | g | 2-4 | 0-0 | 9-9 | 0 | 2 | 2 | 0 | 13 | 1 | 1 | 1 | 0 | 30 |
| 20 | LYONS, Trevor | g | 3-4 | 0-1 | 6-8 | 0 | 6 | 6 | 2 | 12 | 3 | 0 | 0 | 2 | 30 |
| 00 | MORRIS, Caleb | | 0-0 | 0-0 | 0-0 | 0 | 0 | 0 | 1 | 0 | 0 | 0 | 0 | 0 | 1 |
| 01 | NORMAN, Dane | | 2-4 | 1-3 | 0-0 | 2 | 2 | 4 | 2 | 5 | 0 | 2 | 0 | 0 | 12 |
| 02 | SIPLES, CJ | | 0-1 | 0-0 | 0-0 | 0 | 1 | 1 | 3 | 0 | 2 | 1 | 0 | 0 | 10 |
| 03 | MORRIS, Sid | | 2-4 | 1-2 | 3-4 | 0 | 4 | 4 | 1 | 8 | 1 | 2 | 0 | 0 | 19 |
| 31 | SWAN, Ryan | | 4-8 | 1-2 | 0-0 | 2 | 2 | 4 | 3 | 9 | 1 | 0 | 0 | 1 | 15 |
| Team | | | | | | 1 | 1 | 2 | | | | | | | |
| Totals | | | 23-50 | 9-21 | 38-41 | 11 | 23 | 34 | 20 | 93 | 14 | 14 | 4 | 6 | 200 |

FG % 1st Half: 10-23 43.5% 2nd half: 13-27 48.1% Game: 23-50 46.0%
3FG % 1st Half: 4-11 36.4% 2nd half: 5-10 50.0% Game: 9-21 42.9%
FT % 1st Half: 19-22 86.4% 2nd half: 19-19 100.0 Game: 38-41 92.7%

Officials: Mike Reed, Shawn Lehigh, Rob Kruger
Technical fouls: Canisius-Reese, Isaiah. Air Force-None.
Attendance: 1002
Men Against Breast Cancer Showcase Game

| Score by periods | 1st | 2nd | Total |
|------------------|-----|-----|-------|
| Canisius | 38 | 41 | 79 |
| Air Force | 43 | 50 | 93 |

Last FG - CAN 2nd-00:55, AF 2nd-01:50.
Largest lead - CAN by 1 1st-12:26, AF by 15 2nd-08:44.
CAN led for 00:14. AF led for 37:20. Game was tied for 02:26.

| | In | Off | 2nd | Fast | Bench |
|--------|----|-----|-----|------|-------|
| Points | 28 | 23 | 16 | 6 | 27 |
| CAN | 26 | 23 | 13 | 4 | 22 |
| AF | | | | | |

Score tied - 2 times.
Lead changed - 2 times.

Game 3: Canisius 104 - Youngstown State 84 Nov. 18, 2017 - Buffalo, N.Y. (Koessler Athletic Center)

Youngstown State 84 • 1-2

| # | Player | Total | | 3-Ptr | | Rebounds | | | PF | TP | A | TO | Bk | Stl | Min |
|--------|---------------------|--------|--------|--------|--------|----------|-----|-----|----|----|----|----|----|-----|-----|
| | | FG-FGA | FG-FGA | FT-FTA | FT-FTA | Off | Def | Tot | | | | | | | |
| 02 | HAYGOOD, Devin | f | 3-7 | 0-0 | 0-0 | 2 | 2 | 4 | 4 | 6 | 1 | 1 | 1 | 1 | 18 |
| 33 | BOHANNON, Naz | f | 3-6 | 0-0 | 2-2 | 2 | 4 | 6 | 3 | 8 | 3 | 1 | 0 | 0 | 23 |
| 01 | HARTFIELD, Braun | g | 11-18 | 5-7 | 6-13 | 2 | 2 | 4 | 3 | 33 | 1 | 3 | 1 | 1 | 37 |
| 24 | MORSE, Cameron | g | 4-12 | 2-6 | 2-3 | 0 | 3 | 3 | 4 | 12 | 3 | 2 | 0 | 0 | 30 |
| 32 | COVINGTON, Garrett | g | 3-6 | 1-4 | 0-2 | 1 | 3 | 4 | 3 | 7 | 1 | 1 | 0 | 1 | 27 |
| 04 | BENTON, Jaylen | | 0-2 | 0-1 | 0-0 | 0 | 1 | 1 | 2 | 0 | 0 | 0 | 0 | 0 | 4 |
| 21 | ANABIR, Noe | | 4-7 | 0-0 | 2-2 | 1 | 3 | 4 | 2 | 10 | 1 | 1 | 0 | 0 | 23 |
| 23 | SANTIAGO, Francisco | | 2-7 | 2-5 | 0-0 | 0 | 0 | 0 | 1 | 6 | 3 | 1 | 0 | 2 | 23 |
| 31 | AKUCHIE, Michael | | 0-2 | 0-0 | 2-2 | 1 | 2 | 3 | 3 | 2 | 0 | 0 | 0 | 0 | 15 |
| Team | | | | | | 4 | 2 | 6 | | | | | | | |
| Totals | | | 30-67 | 10-23 | 14-24 | 13 | 22 | 35 | 25 | 84 | 13 | 10 | 2 | 5 | 200 |

FG % 1st Half: 15-32 46.9% 2nd half: 15-35 42.9% Game: 30-67 44.8%
3FG % 1st Half: 6-9 66.7% 2nd half: 4-14 28.6% Game: 10-23 43.5%
FT % 1st Half: 3-7 42.9% 2nd half: 11-17 64.7% Game: 14-24 58.3%

Canisius 104 • 1-2

| # | Player | | Total | | 3-Ptr | | Rebounds | | | PF | TP | A | TO | Bk | Stl | Min |
|----|--------------------|---|-------|--------|--------|--------|----------|-----|-----|-----|----|----|----|----|-----|-----|
| | | | FG-FA | FG-FGA | FT-FTA | FT-FTA | Off | Def | Tot | | | | | | | |
| 02 | Crumpton, Jermaine | f | 9-11 | 2-3 | 1-1 | 1 | 4 | 5 | 1 | 21 | 1 | 1 | 0 | 0 | 0 | 35 |
| 04 | White, Jalanni | f | 1-2 | 0-0 | 0-0 | 0 | 0 | 0 | 3 | 2 | 0 | 0 | 0 | 0 | 0 | 8 |
| 01 | Johnson, Malik | g | 8-12 | 1-2 | 5-6 | 0 | 5 | 5 | 1 | 22 | 7 | 3 | 0 | 0 | 0 | 37 |
| 13 | Reese, Isaiah | g | 8-16 | 4-8 | 3-3 | 1 | 10 | 11 | 2 | 23 | 11 | 4 | 0 | 3 | 34 | |
| 15 | Molson, Takal | g | 2-7 | 0-2 | 2-3 | 1 | 3 | 4 | 5 | 6 | 5 | 2 | 1 | 1 | 1 | 19 |
| 03 | Sanks, Jonathan | | 0-1 | 0-1 | 1-2 | 0 | 1 | 1 | 2 | 1 | 0 | 0 | 0 | 0 | 0 | 8 |
| 05 | Heath, D.J. | | 0-0 | 0-0 | 0-2 | 0 | 0 | 0 | 0 | 0 | 0 | 0 | 0 | 0 | 0 | 3 |
| 10 | Planinic, Selvedin | | 1-1 | 0-0 | 0-2 | 0 | 1 | 1 | 1 | 2 | 0 | 0 | 0 | 1 | 0 | 6 |
| 11 | Lotts, Marcale | | 1-2 | 0-0 | 0-4 | 2 | 1 | 3 | 3 | 2 | 1 | 2 | 0 | 0 | 0 | 18 |
| 14 | Foley, Spencer | | 8-9 | 6-7 | 3-5 | 1 | 0 | 1 | 1 | 25 | 3 | 0 | 0 | 0 | 0 | 25 |
| 21 | Hitchon, Scott | | 0-0 | 0-0 | 0-0 | 0 | 2 | 2 | 4 | 0 | 0 | 2 | 2 | 0 | 0 | 7 |
| 25 | Evans, Shaquille | | 0-0 | 0-0 | 0-0 | 0 | 0 | 0 | 0 | 0 | 0 | 0 | 0 | 0 | 0 | 0+ |
| | Team | | | | | 2 | 3 | 5 | | | | | | | | |
| | Totals | | 38-61 | 13-23 | 15-28 | 8 | 30 | 38 | 23 | 104 | 29 | 14 | 7 | 4 | 200 | |

2017-18 BOX SCORES

Game 5: Canisius 68 - Texas State 62 Nov. 24, 2017 - Stockton, Calif. (Spanos Center)

Canisius 68 • 2-3

| # | Player | Total | | 3-Ptr | | Rebounds | | | PF | TP | A | TO | Blk | Stl | Min |
|--------|---------------------|--------|--------|--------|---------|----------|-----|-----|----|----|---|-----|-----|-----|-----|
| | | FG-FGA | FG-FGA | FT-FTA | FT-FTA | Off | Def | Tot | | | | | | | |
| 01 | Johnson, Malik | * 2-6 | 1-4 | 2-2 | 0 3 3 | 1 | 7 | 3 | 2 | 0 | 2 | 3 | 1 | 0 | 31 |
| 02 | Crumpton, Jermaine | * 5-8 | 1-2 | 3-3 | 0 5 5 | 3 | 14 | 3 | 2 | 1 | 1 | 1 | 1 | 1 | 34 |
| 11 | Lotts, Marcale | * 1-1 | 0-0 | 0-0 | 0 0 0 | 4 | 2 | 0 | 2 | 0 | 0 | 0 | 0 | 0 | 8 |
| 13 | Reese, Isaiah | * 6-10 | 2-6 | 2-2 | 0 7 7 | 2 | 16 | 5 | 5 | 0 | 4 | 3 | 6 | 0 | 36 |
| 15 | Molson, Takal | * 2-10 | 0-3 | 4-6 | 1 1 2 | 1 | 8 | 2 | 1 | 0 | 0 | 0 | 0 | 0 | 31 |
| 05 | Heath, D.J. | 0-0 | 0-0 | 0-0 | 0 0 0 | 0 | 0 | 0 | 0 | 0 | 0 | 0 | 0 | 0 | 2 |
| 10 | Planincic, Selvedin | 4-4 | 0-0 | 2-4 | 2 3 5 | 5 | 10 | 0 | 1 | 1 | 1 | 1 | 1 | 1 | 27 |
| 14 | Foley, Spencer | 3-9 | 1-5 | 0-0 | 2 0 2 | 0 | 7 | 0 | 0 | 0 | 1 | 1 | 1 | 1 | 23 |
| 21 | Hitchon, Scott | 2-2 | 0-0 | 0-1 | 0 0 0 | 4 | 4 | 0 | 0 | 0 | 1 | 0 | 0 | 0 | 8 |
| | Team | | | | 0 2 2 | | | | | | | | | | |
| Totals | | 25-50 | 5-20 | 13-18 | 5 21 26 | 20 | 68 | 13 | 13 | 3 | 9 | 200 | | | |

FG % 1st Half: 10-28 35.7% 2nd half: 15-22 68.2% Game: 25-50 50.0%
 3FG % 1st Half: 3-15 20.0% 2nd half: 2-5 40.0% Game: 5-20 25.0%
 FT % 1st Half: 2-4 50.0% 2nd half: 11-14 78.6% Game: 13-18 72.2%

Texas State 62 • 2-3

| # | Player | Total | | 3-Ptr | | Rebounds | | | PF | TP | A | TO | Blk | Stl | Min |
|--------|-----------------------|--------|--------|--------|----------|----------|-----|-----|----|----|---|-----|-----|-----|-----|
| | | FG-FGA | FG-FGA | FT-FTA | FT-FTA | Off | Def | Tot | | | | | | | |
| 33 | King, Immanuel | f 2-3 | 0-0 | 2-6 | 2 4 6 | 1 | 6 | 0 | 1 | 0 | 0 | 0 | 0 | 0 | 28 |
| 55 | Prijovic, Nedejko | f 3-7 | 2-4 | 0-0 | 1 2 3 | 1 | 8 | 0 | 0 | 1 | 0 | 0 | 0 | 0 | 24 |
| 05 | Davis, Marlin | g 3-4 | 0-1 | 3-5 | 0 2 2 | 1 | 9 | 4 | 4 | 0 | 1 | 1 | 1 | 1 | 25 |
| 10 | Blount, Tyler | g 1-5 | 1-3 | 0-0 | 0 0 0 | 0 | 3 | 1 | 0 | 0 | 0 | 0 | 0 | 0 | 22 |
| 22 | Pearson, Nijal | g 6-16 | 3-7 | 2-2 | 3 5 8 | 3 | 17 | 0 | 2 | 0 | 2 | 2 | 3 | 1 | 31 |
| 00 | Gurley, Isaiah | 0-4 | 0-1 | 0-0 | 1 1 2 | 1 | 0 | 0 | 2 | 0 | 0 | 0 | 0 | 0 | 12 |
| 02 | Nottingham, Tre'Laren | 0-2 | 0-0 | 2-2 | 0 0 0 | 1 | 2 | 1 | 0 | 0 | 0 | 0 | 0 | 0 | 21 |
| 03 | Duncan, Deris | 0-0 | 0-0 | 0-0 | 0 2 2 | 0 | 0 | 0 | 1 | 0 | 0 | 0 | 0 | 0 | 6 |
| 04 | Adams, Shelby | 1-2 | 0-1 | 0-0 | 0 0 0 | 0 | 2 | 0 | 0 | 0 | 0 | 0 | 0 | 0 | 3 |
| 23 | Peacock, Alex | 3-6 | 0-1 | 2-2 | 4 4 8 | 3 | 8 | 1 | 2 | 0 | 3 | 2 | 1 | 0 | 31 |
| 45 | Terry, Eric | 1-1 | 0-0 | 5-6 | 0 2 2 | 3 | 7 | 0 | 3 | 0 | 0 | 0 | 0 | 0 | 7 |
| | Team | | | | 1 0 1 | | | | | | | | | | |
| Totals | | 20-50 | 6-18 | 16-23 | 12 22 34 | 14 | 62 | 9 | 18 | 1 | 6 | 200 | | | |

FG % 1st Half: 10-29 34.5% 2nd half: 10-21 47.6% Game: 20-50 40.0%
 3FG % 1st Half: 3-8 37.5% 2nd half: 3-10 30.0% Game: 6-18 33.3%
 FT % 1st Half: 1-6 16.7% 2nd half: 15-17 88.2% Game: 16-23 69.6%

Officials: Kurt Walker, Jeff Ketchu, Charles Robinson

Technical fouls: Canisius-None. Texas State-None.

Attendance: 1349

Men Against Breast Cancer Showcase

| Score by periods | 1st | 2nd | Total |
|------------------|-----|-----|-------|
| Canisius | 25 | 43 | 68 |
| Texas State | 24 | 38 | 62 |

Last FG - CAN 2nd-00:29, TXST 2nd-00:02.

Largest lead - CAN by 10 2nd-04:53, TXST by 6 1st-11:32.

CAN led for 20:43. TXST led for 16:21. Game was tied for 02:34.

Score tied - 4 times.

Lead changed - 12 times.

Game 6: Canisius 81 - Arkansas-Pine Bluff 58 Nov. 25, 2017 - Stockton, Calif. (Spanos Center)

Canisius 81 • 3-2

| # | Player | Total | | 3-Ptr | | Rebounds | | | PF | TP | A | TO | Blk | Stl | Min |
|--------|---------------------|--------|--------|--------|----------|----------|-----|-----|----|----|---|-----|-----|-----|-----|
| | | FG-FGA | FG-FGA | FT-FTA | FT-FTA | Off | Def | Tot | | | | | | | |
| 01 | Johnson, Malik | * 1-4 | 1-3 | 0-0 | 0 2 2 | 2 | 3 | 6 | 1 | 0 | 0 | 0 | 0 | 0 | 22 |
| 02 | Crumpton, Jermaine | * 4-8 | 0-2 | 3-4 | 1 5 6 | 2 | 11 | 0 | 5 | 1 | 0 | 0 | 0 | 0 | 22 |
| 11 | Lotts, Marcale | * 2-3 | 0-0 | 0-0 | 5 2 7 | 1 | 4 | 1 | 2 | 1 | 1 | 1 | 1 | 1 | 14 |
| 13 | Reese, Isaiah | * 7-10 | 5-7 | 0-0 | 1 6 7 | 2 | 19 | 6 | 1 | 0 | 1 | 1 | 1 | 1 | 25 |
| 15 | Molson, Takal | * 7-10 | 2-3 | 3-3 | 2 2 4 | 1 | 19 | 4 | 2 | 1 | 1 | 1 | 1 | 1 | 31 |
| 04 | White, Jalanni | 3-4 | 0-0 | 2-2 | 2 5 7 | 3 | 8 | 2 | 1 | 0 | 1 | 0 | 1 | 0 | 22 |
| 05 | Heath, D.J. | 0-1 | 0-1 | 0-0 | 0 0 0 | 1 | 0 | 1 | 2 | 0 | 0 | 0 | 0 | 0 | 12 |
| 10 | Planincic, Selvedin | 1-1 | 0-0 | 2-2 | 1 1 2 | 0 | 4 | 0 | 3 | 0 | 0 | 0 | 0 | 0 | 12 |
| 14 | Foley, Spencer | 4-9 | 4-7 | 0-0 | 0 1 1 | 0 | 12 | 1 | 1 | 0 | 1 | 0 | 1 | 0 | 25 |
| 21 | Hitchon, Scott | 0-1 | 0-0 | 1-2 | 0 2 2 | 4 | 1 | 0 | 1 | 0 | 1 | 0 | 1 | 0 | 10 |
| 25 | Evans, Shaquille | 0-1 | 0-0 | 0-0 | 0 1 1 | 0 | 0 | 0 | 0 | 0 | 0 | 0 | 0 | 0 | 5 |
| | Team | | | | 1 2 3 | | | | | | | | | | |
| Totals | | 29-52 | 12-23 | 11-13 | 13 29 42 | 16 | 81 | 21 | 21 | 7 | 5 | 200 | | | |

FG % 1st Half: 14-28 50.0% 2nd half: 15-24 62.5% Game: 29-52 55.8%
 3FG % 1st Half: 6-15 40.0% 2nd half: 6-8 75.0% Game: 12-23 52.2%
 FT % 1st Half: 8-9 88.9% 2nd half: 3-4 75.0% Game: 11-13 84.6%

Arkansas-Pine Bluff 58 • 0-8

| # | Player | Total | | 3-Ptr | | Rebounds | | | PF | TP | A | TO | Blk | Stl | Min |
|--------|----------------------|--------|--------|--------|--------|----------|-----|-----|----|----|---|-----|-----|-----|-----|
| | | FG-FGA | FG-FGA | FT-FTA | FT-FTA | Off | Def | Tot | | | | | | | |
| 15 | Steen, Trent | f 4-8 | 0-0 | 7-9 | 0 4 4 | 2 | 15 | 0 | 1 | 1 | 0 | 0 | 0 | 0 | 20 |
| 30 | Posey, Cameron | f 0-2 | 0-0 | 2-2 | 1 1 2 | 0 | 2 | 1 | 0 | 1 | 0 | 2 | 3 | 0 | 33 |
| 35 | Harper, Travon | f 4-10 | 0-1 | 0-0 | 1 0 1 | 0 | 8 | 1 | 1 | 0 | 2 | 2 | 2 | 1 | 21 |
| 23 | McKnight, Martaveous | g 8-14 | 2-3 | 2-2 | 0 1 1 | 0 | 20 | 2 | 0 | 0 | 0 | 1 | 3 | 7 | 37 |
| 00 | Whitfield, Dwain | 0-2 | 0-1 | 0-0 | 1 0 1 | 0 | 0 | 0 | 0 | 0 | 0 | 0 | 0 | 0 | 4 |
| 01 | Jackson, Charles | / 3-10 | 0-4 | 0-2 | 2 2 4 | 1 | 6 | 3 | 2 | 0 | 0 | 0 | 0 | 0 | 30 |
| 03 | McKinney, Kennedy | 0-1 | 0-1 | 0-0 | 0 0 0 | 0 | 0 | 0 | 1 | 0 | 1 | 0 | 1 | 0 | 5 |
| 10 | Hardy, Quamari | 0-2 | 0-0 | 2-2 | 1 0 1 | 1 | 2 | 0 | 1 | 0 | 0 | 0 | 0 | 0 | 9 |
| 12 | Banyard, Terrance | 1-1 | 0-0 | 0-0 | 0 0 0 | 0 | 2 | 0 | 0 | 1 | 0 | 1 | 0 | 0 | 7 |
| 13 | Toliver, Joe'Randle | 0-2 | 0-2 | 0-0 | 0 0 0 | 0 | 0 | 0 | 0 | 0 | 0 | 0 | 0 | 0 | 5 |
| 21 | McDyess, Artavious | 0-2 | 0-0 | 0-0 | 2 2 2 | 1 | 0 | 0 | 0 | 0 | 0 | 0 | 0 | 0 | 7 |
| 25 | Robertson, Christian | 0-2 | 0-0 | 1-2 | 0 1 1 | 0 | 1 | 0 | 1 | 0 | 0 | 0 | 0 | 0 | 17 |
| 52 | Tillman, David | 1-1 | 0-0 | 0-0 | 1 0 1 | 3 | 2 | 0 | 0 | 0 | 0 | 0 | 0 | 0 | 5 |
| | Team | | | | 0 0 0 | | | | | | | | | | |
| Totals | | 21-57 | 2-12 | 14-19 | 9 9 18 | 8 | 58 | 8 | 9 | 2 | 6 | 200 | | | |

FG % 1st Half: 7-30 23.3% 2nd half: 14-27 51.9% Game: 21-57 36.8%
 3FG % 1st Half: 0-6 0.0% 2nd half: 2-6 33.3% Game: 2-12 16.7%
 FT % 1st Half: 9-10 90.0% 2nd half: 5-9 55.6% Game: 14-19 73.7%

Officials: Sam Haddad, Courtney Holmes, Johnny Harrington

Technical fouls: Canisius-None. Arkansas-Pine Bluff-None.

Attendance: 1325

Men Against Breast Cancer Showcase

| Score by periods | 1st | 2nd | Total |
|---------------------|-----|-----|-------|
| Canisius | 42 | 39 | 81 |
| Arkansas-Pine Bluff | 23 | 35 | 58 |

Last FG - CAN 2nd-00:23, ARPB 2nd-00:12.

Largest lead - CAN by 33 2nd-04:11, ARPB None.

CAN led for 38:21, ARPB led for 00:00. Game was tied for 01:39.

Score tied - 1 time.

Lead changed - 0 times.

Game 7: Pacific 80 - Canisius 58 Nov. 26, 2017 - Stockton, Calif. (Spanos Center)

Canisius 58 • 3-4

| # | Player | Total | | 3-Ptr | | Rebounds | | | PF | TP | A | TO | Blk | Stl | Min |
|--------|---------------------|--------|--------|--------|---------|----------|-----|-----|----|----|---|-----|-----|-----|-----|
| | | FG-FGA | FG-FGA | FT-FTA | FT-FTA | Off | Def | Tot | | | | | | | |
| 01 | Johnson, Malik | * 4-8 | 1-3 | 0-0 | 0 4 4 | 0 | 9 | 9 | 0 | 0 | 2 | 1 | 0 | 0 | 36 |
| 02 | Crumpton, Jermaine | * 9-18 | 2-7 | 1-1 | 1 1 2 | 3 | 21 | 0 | 2 | 1 | 0 | 0 | 0 | 0 | 34 |
| 11 | Lotts, Marcale | * 0-2 | 0-0 | 0-0 | 1 1 2 | 2 | 0 | 0 | 0 | 0 | 0 | 0 | 0 | 0 | 12 |
| 13 | Reese, Isaiah | * 3-8 | 1-4 | 0-0 | 3 3 6 | 1 | 7 | 3 | 2 | 0 | 0 | 0 | 0 | 0 | 28 |
| 15 | Molson, Takal | * 1-8 | 0-3 | 0-0 | 2 2 4 | 3 | 2 | 0 | 5 | 0 | 0 | 0 | 0 | 0 | 29 |
| 03 | Sanks, Jonathan | 0-1 | 0-0 | 0-0 | 0 0 0 | 0 | 0 | 0 | 0 | 0 | 0 | 0 | 0 | 0 | 5 |
| 04 | White, Jalanni | 1-2 | 0-1 | 2-3 | 1 1 2 | 1 | 4 | 0 | 3 | 0 | 0 | 0 | 0 | 0 | 7 |
| 05 | Heath, D.J. | 0-0 | 0-0 | 0-0 | 0 0 0 | 0 | 0 | 0 | 0 | 0 | 0 | 0 | 0 | 0 | 4 |
| 10 | Planincic, Selvedin | 4-7 | 1-4 | 0-0 | 0 5 5 | 3 | 9 | 0 | 2 | 1 | 0 | 0 | 0 | 0 | 20 |
| 14 | Foley, Spencer | 2-5 | 2-5 | 0-0 | 1 0 1 | 2 | 6 | 0 | 0 | 0 | 0 | 0 | 0 | 0 | 20 |
| 21 | Hitchon, Scott | 0-0 | 0-0 | 0-0 | 0 2 2 | 1 | 0 | 0 | 0 | 0 | 0 | 0 | 0 | 0 | 5 |
| | Team | | | | 0 1 1 | | | | | | | | | | |
| Totals | | 24-59 | 7-27 | 3-4 | 9 20 29 | 16 | 58 | 13 | 18 | 2 | 2 | 200 | | | |

FG % 1st Half: 11-32 34.4% 2nd half: 13-27 48.1% Game: 24-59 40.7%
 3FG % 1st Half: 4-16 25.0% 2nd half: 3-11 27.3% Game: 7-27 25.9%
 FT % 1st Half: 2-3 66.7% 2nd half: 1-1 100.0% Game: 3-4 75.0%

Pacific 80 • 3-4

| # | Player | Total | | 3-Ptr | | Rebounds | | | PF |
|---|--------|-------|--|-------|--|----------|--|--|----|
|---|--------|-------|--|-------|--|----------|--|--|----|

2017-18 BOX SCORES

Game 9: St. Bonaventure 73 - Canisius 65 Dec. 6, 2017 - Buffalo, N.Y. (Koessler Athletic Center)

St. Bonaventure 73 • 6-2

| # | Player | Total | | 3-Ptr | | Rebounds | | | PF | TP | A | TO | Bk | Stl | Min |
|----|---------------------|-------|-------|-------|-------|----------|-----|-------------|----|----|----|----|----|-----|-----|
| | | FG | FGA | FG | FGA | FT | FTA | Off Def Tot | | | | | | | |
| 15 | GRIFFIN, LaDarien | f | 3-3 | 0-0 | 0-0 | 3 | 7 | 10 | 3 | 6 | 2 | 0 | 2 | 2 | 37 |
| 33 | AYENI, Josh | f | 7-8 | 0-0 | 1-1 | 1 | 1 | 2 | 5 | 15 | 0 | 1 | 0 | 0 | 14 |
| 01 | TAQQUEE, Idris | g | 3-6 | 0-1 | 0-0 | 3 | 0 | 3 | 2 | 6 | 1 | 3 | 0 | 0 | 26 |
| 02 | MOBLEY, Matt | g | 3-12 | 0-4 | 3-3 | 1 | 3 | 4 | 3 | 9 | 3 | 3 | 0 | 2 | 37 |
| 03 | ADAMS, Jaylen | g | 4-16 | 3-7 | 9-10 | 0 | 6 | 6 | 2 | 20 | 9 | 4 | 0 | 2 | 37 |
| 04 | KAPUTO, Nelson | | 0-0 | 0-0 | 0-0 | 0 | 0 | 0 | 0 | 0 | 0 | 1 | 0 | 0 | 3 |
| 21 | BROCKINGTON, Izaiah | | 1-1 | 0-0 | 0-0 | 0 | 0 | 0 | 0 | 2 | 0 | 0 | 0 | 2 | 3 |
| 30 | STOCKARD, Courtney | | 4-11 | 1-3 | 0-0 | 1 | 2 | 3 | 2 | 9 | 2 | 0 | 0 | 1 | 30 |
| 32 | IKPEZE, Amadi | | 3-4 | 0-0 | 0-0 | 2 | 2 | 4 | 2 | 6 | 0 | 0 | 0 | 0 | 13 |
| | Team | | | | | 1 | 0 | 1 | | | | | | | |
| | Totals | | 28-61 | 4-15 | 13-14 | 12 | 21 | 33 | 19 | 73 | 17 | 13 | 2 | 9 | 200 |

FG % 1st Half: 16-33 48.5% 2nd half: 12-28 42.9% Game: 28-61 45.9% Deadball
3FG % 1st Half: 2-9 22.2% 2nd half: 2-6 33.3% Game: 4-15 26.7% Rebounds
FT % 1st Half: 2-2 100.0 2nd half: 11-12 91.7% Game: 13-14 92.9% 0,1

Canisius 65 • 4-5

| # | Player | Total | | 3-Ptr | | Rebounds | | | PF | TP | A | TO | Bk | Stl | Min |
|----|---------------------|-------|-------|-------|-------|----------|-----|-------------|----|----|----|----|----|-----|-----|
| | | FG | FGA | FG | FGA | FT | FTA | Off Def Tot | | | | | | | |
| 02 | Crumpton, Jermaine | f | 5-14 | 0-6 | 5-8 | 1 | 6 | 7 | 1 | 15 | 0 | 0 | 0 | 1 | 38 |
| 11 | Lotts, Marcale | f | 0-1 | 0-0 | 0-0 | 1 | 2 | 3 | 1 | 0 | 0 | 1 | 0 | 0 | 16 |
| 01 | Johnson, Malik | g | 2-7 | 1-3 | 0-0 | 1 | 1 | 2 | 3 | 5 | 4 | 5 | 0 | 1 | 36 |
| 13 | Reese, Isaiah | g | 10-17 | 5-10 | 6-7 | 2 | 5 | 7 | 3 | 31 | 2 | 3 | 0 | 2 | 39 |
| 15 | Molson, Takal | g | 0-2 | 0-1 | 4-8 | 3 | 2 | 5 | 4 | 4 | 3 | 6 | 0 | 0 | 24 |
| 03 | Sanks, Jonathan | | 0-0 | 0-0 | 0-0 | 0 | 0 | 0 | 0 | 0 | 0 | 0 | 0 | 0 | 3 |
| 04 | White, Jalanni | | 0-0 | 0-0 | 0-0 | 0 | 1 | 1 | 0 | 0 | 0 | 1 | 1 | 0 | 10 |
| 10 | Planincic, Selvedin | | 2-2 | 1-1 | 0-0 | 0 | 4 | 4 | 4 | 5 | 0 | 2 | 1 | 0 | 14 |
| 14 | Foley, Spencer | | 2-4 | 1-3 | 0-0 | 1 | 0 | 1 | 0 | 5 | 3 | 2 | 0 | 0 | 19 |
| 21 | Hitchon, Scott | | 0-0 | 0-0 | 0-0 | 0 | 0 | 0 | 0 | 0 | 0 | 0 | 0 | 0 | 1 |
| | Team | | | | | 1 | 1 | 2 | | | | | | | |
| | Totals | | 21-47 | 8-24 | 15-23 | 10 | 22 | 32 | 17 | 65 | 12 | 19 | 2 | 5 | 200 |

FG % 1st Half: 12-26 46.2% 2nd half: 9-21 42.9% Game: 21-47 44.7% Deadball
3FG % 1st Half: 4-13 30.8% 2nd half: 4-11 36.4% Game: 8-24 33.3% Rebounds
FT % 1st Half: 6-8 75.0% 2nd half: 9-15 60.0% Game: 15-23 65.2% 2

Officials: Ron Tyburski, Andy O'Brien, Matt Dorn
Technical fouls: St. Bonaventure-None, Canisius-None.
Attendance: 2196
CAN: Isaiah Reese: career-high 31 points

| Score by periods | 1st | 2nd | Total |
|------------------|-----|-----|-------|
| St. Bonaventure | 36 | 37 | 73 |
| Canisius | 34 | 31 | 65 |

| | In | Off | 2nd | Fast | Bench |
|--------|-------|-----|--------|-------|-------|
| Points | Paint | T/O | Chance | Break | |
| SBU | 32 | 27 | 15 | 15 | 17 |
| CAN | 20 | 12 | 14 | 2 | 10 |

Last FG - SBU 2nd-05:41, CAN 2nd-00:28.
Largest lead - SBU by 12 2nd-13:28, CAN by 1 1st-18:46.
SBU led for 37:50, CAN led for 00:46. Game was tied for 01:24.

Score tied - 3 times.
Lead changed - 2 times.

Game 10: Evansville 65 - Canisius 58 Dec. 9, 2017 - Evansville, Ind. (Ford Center)

Canisius 58 • 4-6

| # | Player | Total | | 3-Ptr | | Rebounds | | | PF | TP | A | TO | Bk | Stl | Min |
|----|---------------------|-------|-------|-------|-----|----------|-----|-------------|----|----|----|----|----|-----|-----|
| | | FG | FGA | FG | FGA | FT | FTA | Off Def Tot | | | | | | | |
| 02 | Crumpton, Jermaine | f | 5-9 | 2-3 | 2-3 | 3 | 6 | 9 | 4 | 14 | 2 | 1 | 0 | 1 | 35 |
| 11 | Lotts, Marcale | f | 3-4 | 0-0 | 1-1 | 1 | 1 | 2 | 4 | 7 | 0 | 1 | 0 | 0 | 12 |
| 01 | Johnson, Malik | g | 1-5 | 0-2 | 1-2 | 1 | 2 | 3 | 2 | 3 | 4 | 1 | 0 | 1 | 38 |
| 13 | Reese, Isaiah | g | 4-14 | 3-11 | 2-2 | 0 | 3 | 4 | 13 | 5 | 3 | 0 | 0 | 4 | 30 |
| 15 | Molson, Takal | g | 4-9 | 0-4 | 0-0 | 1 | 2 | 3 | 5 | 8 | 1 | 4 | 0 | 1 | 27 |
| 03 | Sanks, Jonathan | | 1-5 | 1-4 | 0-0 | 0 | 0 | 0 | 5 | 3 | 0 | 0 | 0 | 0 | 19 |
| 04 | White, Jalanni | | 1-3 | 0-2 | 0-0 | 1 | 0 | 1 | 0 | 2 | 0 | 1 | 0 | 0 | 7 |
| 10 | Planincic, Selvedin | | 2-6 | 0-4 | 0-0 | 2 | 1 | 3 | 1 | 4 | 2 | 0 | 0 | 0 | 15 |
| 14 | Foley, Spencer | | 2-6 | 0-3 | 0-1 | 2 | 1 | 3 | 0 | 4 | 0 | 0 | 0 | 0 | 17 |
| | Team | | | | | 2 | 2 | 4 | | | | | | | |
| | Totals | | 23-61 | 6-33 | 6-9 | 13 | 18 | 31 | 25 | 58 | 14 | 12 | 3 | 7 | 200 |

FG % 1st Half: 10-29 34.5% 2nd half: 13-32 40.6% Game: 23-61 37.7% Deadball
3FG % 1st Half: 3-17 17.6% 2nd half: 3-16 18.8% Game: 6-33 18.2% Rebounds
FT % 1st Half: 0-0 0.0% 2nd half: 6-9 66.7% Game: 6-9 66.7% 1

Evansville 65 • 8-2

| # | Player | Total | | 3-Ptr | | Rebounds | | | PF | TP | A | TO | Bk | Stl | Min |
|----|-----------------------|-------|-------|-------|-------|----------|-----|-------------|----|----|----|----|----|-----|-----|
| | | FG | FGA | FG | FGA | FT | FTA | Off Def Tot | | | | | | | |
| 00 | Simmons, Blake | f | 4-7 | 0-0 | 4-5 | 0 | 3 | 3 | 1 | 12 | 4 | 3 | 1 | 0 | 36 |
| 14 | Chatkevicius, Dainius | c | 3-5 | 0-0 | 1-4 | 2 | 7 | 9 | 4 | 7 | 0 | 3 | 0 | 0 | 25 |
| 12 | Smith, Dru | g | 4-8 | 1-3 | 8-9 | 0 | 3 | 3 | 3 | 17 | 6 | 1 | 0 | 0 | 35 |
| 25 | Gibson, Duane | g | 3-8 | 0-0 | 0-0 | 2 | 2 | 4 | 5 | 6 | 3 | 2 | 1 | 1 | 27 |
| 30 | Frederking, Noah | g | 1-6 | 0-4 | 0-0 | 0 | 2 | 2 | 1 | 2 | 1 | 0 | 0 | 0 | 29 |
| 01 | Hill, Marty | | 2-3 | 0-0 | 0-0 | 0 | 0 | 0 | 0 | 1 | 4 | 1 | 0 | 0 | 11 |
| 10 | Kuhlman, Evan | | 0-0 | 0-0 | 2-2 | 0 | 2 | 2 | 0 | 2 | 0 | 1 | 0 | 0 | 13 |
| 15 | Traore, Dalen | | 1-1 | 0-0 | 3-4 | 0 | 1 | 1 | 0 | 5 | 0 | 1 | 0 | 0 | 8 |
| 3 | Riley, K.J. | | 1-1 | 0-0 | 2-2 | 0 | 1 | 1 | 1 | 4 | 0 | 2 | 0 | 0 | 9 |
| 35 | Hall, John | | 2-2 | 0-0 | 2-2 | 1 | 3 | 4 | 1 | 6 | 0 | 0 | 0 | 1 | 7 |
| | Team | | | | | 0 | 3 | 3 | | | | | | | |
| | Totals | | 21-41 | 1-7 | 22-28 | 5 | 27 | 32 | 15 | 65 | 15 | 13 | 2 | 2 | 200 |

FG % 1st Half: 12-23 52.2% 2nd half: 9-18 50.0% Game: 21-41 51.2% Deadball
3FG % 1st Half: 0-2 0.0% 2nd half: 1-5 20.0% Game: 1-7 14.3% Rebounds
FT % 1st Half: 7-10 70.0% 2nd half: 15-18 83.3% Game: 22-28 78.6% 3

Officials: Greg Rennegarbe, Kevin Drive, Albert Buckles
Technical fouls: Canisius-None, Evansville-None.
Attendance: 3363

| Score by periods | 1st | 2nd | Total |
|------------------|-----|-----|-------|
| Canisius | 23 | 35 | 58 |
| Evansville | 31 | 34 | 65 |

| | In | Off | 2nd | Fast | Bench |
|--------|-------|-----|--------|-------|-------|
| Points | Paint | T/O | Chance | Break | |
| CAN | 32 | 13 | 14 | 4 | 13 |
| UE | 36 | 12 | 3 | 0 | 21 |

Last FG - CAN 2nd-00:57, UE 2nd-05:44.
Largest lead - CAN by 4 1st-18:37, UE by 15 2nd-17:36.
CAN led for 03:27, UE led for 32:21. Game was tied for 04:12.

Score tied - 2 times.
Lead changed - 3 times.

Game 11: Albany 68 - Canisius 65 Dec. 16, 2017 - Albany, N.Y. (SEFCU Arena)

Canisius 65 • 4-7

| # | Player | Total | | 3-Ptr | | Rebounds | | | PF | TP | A | TO | Bk | Stl | Min |
|----|---------------------|-------|-------|-------|-----|----------|-----|-------------|----|----|----|----|----|-----|-----|
| | | FG | FGA | FG | FGA | FT | FTA | Off Def Tot | | | | | | | |
| 02 | Crumpton, Jermaine | f | 7-13 | 2-4 | 0-0 | 2 | 7 | 9 | 1 | 16 | 1 | 1 | 0 | 0 | 37 |
| 11 | Lotts, Marcale | f | 0-1 | 0-0 | 0-0 | 0 | 0 | 0 | 3 | 0 | 0 | 1 | 0 | 0 | 13 |
| 01 | Johnson, Malik | g | 4-7 | 0-3 | 0-0 | 0 | 2 | 2 | 3 | 8 | 5 | 1 | 0 | 1 | 31 |
| 13 | Reese, Isaiah | g | 7-13 | 3-6 | 2-2 | 0 | 5 | 5 | 4 | 19 | 6 | 2 | 0 | 2 | 38 |
| 15 | Molson, Takal | g | 4-8 | 1-3 | 0-0 | 1 | 2 | 3 | 1 | 9 | 3 | 1 | 1 | 2 | 27 |
| 03 | Sanks, Jonathan | | 1-5 | 0-3 | 1-3 | 2 | 0 | 2 | 0 | 3 | 1 | 0 | 0 | 1 | 13 |
| 04 | White, Jalanni | | 2-6 | 0-2 | 0-0 | 0 | 1 | 1 | 4 | 4 | 0 | 0 | 0 | 1 | 16 |
| 10 | Planincic, Selvedin | | 1-2 | 0-1 | 0-0 | 0 | 0 | 0 | 3 | 2 | 1 | 3 | 0 | 0 | 8 |
| 14 | Foley, Spencer | | 2-4 | 0-0 | 0-0 | 1 | 0 | 1 | 1 | 4 | 2 | 1 | 0 | 0 | 13 |
| 21 | Hitchon, Scott | | 0-2 | 0-0 | 0-2 | 1 | 0 | 1 | 0 | 0 | 0 | 0 | 0 | 0 | 4 |
| | Team | | | | | 1 | 4 | 5 | | | | | | | |
| | Totals | | 28-61 | 6-22 | 3-7 | 8 | 21 | 29 | 20 | 65 | 19 | 10 | 1 | 8 | 200 |

FG % 1st Half: 16-31 51.6% 2nd half: 12-30 40.0% Game: 28-61 45.9% Deadball
3FG % 1st Half: 3-9 33.3% 2nd half: 3-13 23.1% Game: 6-22 27.3% Rebounds
FT % 1st Half: 0-2 0.0% 2nd half: 3-5 60.0% Game: 3-7 42.9% 3

Albany 68 • 11-2

| # | Player | FG | FGA | 3-Ptr | FT | FTA | Rebounds | | | PF | TP | A | TO | Bk | Stl | Min |
|----|------------------|----|-------|-------|-------|-----|----------|-----|-----|----|----|----|----|----|-----|-----|
| | | | | | | | Off | Def | Tot | | | | | | | |
| 12 | CAMPBELL,Devonte | f | 3-6 | 0-2 | 2-2 | 0 | 3 | 3 | 1 | 8 | 4 | 1 | 0 | 0 | 0 | 37 |
| 30 | CHARLES,Travis | f | 10-16 | 0-0 | 4-6 | 3 | 3 | 6 | 1 | 24 | 0 | 1 | 0 | 1 | 0 | 34 |
| 43 | STIRE,Greig | f | 5-7 | 0-0 | 0-0 | 2 | 5 | 7 | 3 | 10 | 0 | 2 | 2 | 0 | 0 | 29 |
| 13 | NICHOLS,David | g | 2-11 | 1-4 | 1-3 | 0 | 5 | 5 | 1 | 6 | 2 | 2 | 1 | 1 | 0 | 37 |
| 24 | CREMO,Joe | g | 5-10 | 1-3 | 5-7 | 0 | 4 | 4 | 1 | 16 | 5 | 2 | 0 | 0 | 0 | 36 |
| 01 | ANDERSON,Costa | | 0-1 | 0-1 | 0-0 | 0 | 1 | 1 | 1 | 0 | 0 | 1 | 0 | 0 | 0 | 9 |
| 02 | CLARK,Ahmad | | 0-0 | 0-0 | 0-0 | 0 | 0 | 0 | 0 | 0 | 0 | 2 | 0 | 0 | 0 | 2 |
| 33 | CONWAY,Matt | | 0-0 | 0-0 | 0-0 | 0 | 0 | 0 | 0 | 0 | 0 | 0 | 0 | 0 | 0 | 2 |
| 34 | FOSTER,Alex | | 1-2 | 0-0 | 2-2 | 1 | 2 | 3 | 3 | 4 | 0 | 1 | 0 | 0 | 0 | 14 |
| | Team | | | | | | 2 | 2 | 4 | | | | | | | |
| | Totals | | 26-53 | 2-10 | 14-20 | 8 | 25 | 33 | 11 | 68 | 11 | 12 | 3 | 2 | 200 | |

2017-18 BOX SCORES

Game 13: Canisius 76 - Robert Morris 62 Dec. 22, 2017 - Pittsburgh, Pa. (A.J. Palumbo Center)

Canisius 76 • 6-7

| # | Player | Total | | 3-Ptr | | Rebounds | | | PF | TP | A | TO | Bk | Stl | Min |
|--------|---------------------|-------|-----|-------|-----|----------|-----|-----|----|----|----|----|----|-----|-----|
| | | FG | FGA | FG | FGA | Off | Def | Tot | | | | | | | |
| 02 | Crumpton, Jermaine | 4 | 9 | 2 | 5 | 0 | 2 | 2 | 4 | 4 | 10 | 1 | 5 | 0 | 17 |
| 10 | Planincic, Selvedin | 4 | 6 | 0 | 1 | 3 | 4 | 0 | 5 | 2 | 11 | 0 | 0 | 5 | 1 |
| 01 | Johnson, Malik | 5 | 6 | 3 | 4 | 0 | 0 | 0 | 2 | 2 | 4 | 13 | 3 | 2 | 0 |
| 13 | Reese, Isaiah | 8 | 14 | 2 | 7 | 0 | 0 | 2 | 5 | 7 | 2 | 18 | 3 | 5 | 0 |
| 15 | Molson, Takal | 3 | 9 | 0 | 4 | 2 | 6 | 3 | 3 | 6 | 2 | 8 | 3 | 3 | 0 |
| 03 | Sanks, Jonathan | 3 | 6 | 2 | 3 | 0 | 0 | 0 | 0 | 0 | 4 | 8 | 3 | 1 | 0 |
| 04 | White, Jalanni | 2 | 3 | 0 | 0 | 1 | 3 | 4 | 2 | 4 | 0 | 1 | 2 | 1 | 20 |
| 05 | Heath, D.J. | 1 | 2 | 0 | 0 | 0 | 0 | 0 | 0 | 0 | 2 | 0 | 1 | 0 | 1 |
| 11 | Lotts, Marcale | 0 | 0 | 0 | 0 | 0 | 3 | 3 | 1 | 0 | 0 | 0 | 0 | 0 | 5 |
| 14 | Foley, Spencer | 1 | 1 | 0 | 0 | 0 | 1 | 1 | 0 | 2 | 0 | 0 | 0 | 0 | 4 |
| Team | | | | | | 3 | 2 | 5 | | | | | | | |
| Totals | | 31 | 56 | 9 | 24 | 5 | 12 | 11 | 26 | 37 | 21 | 76 | 13 | 18 | 7 |

FG % 1st Half: 16-28 57.1% 2nd half: 15-28 53.6% Game: 31-56 55.4% Deadball Rebounds 2
3FG % 1st Half: 3-11 27.3% 2nd half: 6-13 46.2% Game: 9-24 37.5%
FT % 1st Half: 2-6 33.3% 2nd half: 3-6 50.0% Game: 5-12 41.7%

Robert Morris 62 • 6-7

| # | Player | Total | | 3-Ptr | | Rebounds | | | PF | TP | A | TO | Bk | Stl | Min |
|--------|---------------------|-------|-----|-------|-----|----------|-----|-----|----|----|----|----|----|-----|-----|
| | | FG | FGA | FG | FGA | Off | Def | Tot | | | | | | | |
| 10 | THOMAS, Koby | 7 | 14 | 1 | 3 | 5 | 6 | 4 | 4 | 8 | 2 | 20 | 0 | 3 | 0 |
| 22 | GOMBE, Ronnie | 3 | 6 | 0 | 0 | 0 | 1 | 2 | 3 | 5 | 0 | 6 | 0 | 1 | 1 |
| 01 | WILLIAMS, Jon | 3 | 6 | 3 | 5 | 0 | 0 | 0 | 3 | 1 | 9 | 3 | 0 | 0 | 1 |
| 11 | BURKE, Dachon | 3 | 12 | 0 | 5 | 3 | 4 | 2 | 1 | 3 | 1 | 9 | 1 | 3 | 0 |
| 23 | McCONNELL, Matty | 2 | 6 | 0 | 3 | 1 | 2 | 0 | 2 | 2 | 5 | 4 | 3 | 1 | 3 |
| 02 | COLE, David | 2 | 3 | 0 | 0 | 1 | 1 | 0 | 1 | 0 | 1 | 3 | 5 | 0 | 0 |
| 03 | WASHINGTON, Leondre | 1 | 6 | 0 | 3 | 6 | 0 | 2 | 2 | 2 | 8 | 0 | 2 | 0 | 1 |
| 06 | BAIN, Charles | 0 | 3 | 0 | 1 | 0 | 0 | 0 | 1 | 1 | 3 | 0 | 0 | 1 | 1 |
| 24 | COALMON, Chris | 0 | 1 | 0 | 0 | 2 | 1 | 1 | 2 | 2 | 0 | 1 | 1 | 0 | 1 |
| Team | | | | | | 3 | 2 | 5 | | | | | | | |
| Totals | | 21 | 57 | 4 | 20 | 16 | 22 | 13 | 19 | 32 | 16 | 62 | 9 | 15 | 1 |

FG % 1st Half: 12-32 37.5% 2nd half: 9-25 36.0% Game: 21-57 36.8% Deadball Rebounds 3
3FG % 1st Half: 0-7 0.0% 2nd half: 4-13 30.8% Game: 4-20 20.0%
FT % 1st Half: 4-6 66.7% 2nd half: 12-16 75.0% Game: 16-22 72.7%

Officials: Thomas Regan, Ralph Bretz, Chad Beswick
Technical fouls: Canisius-None. Robert Morris-None.
Attendance: 843

| Score by periods | 1st | 2nd | Total |
|------------------|-----|-----|-------|
| Canisius | 37 | 39 | 76 |
| Robert Morris | 28 | 34 | 62 |

Last FG - CAN 2nd-01:04, RMU 2nd-01:22.
Largest lead - CAN by 19 2nd-01:50, RMU by 6 1st-17:11.
CAN led for 26:08, RMU led for 11:08. Game was tied for 02:44.

| Points | In Paint | Off T/O | 2nd Chance | Fast Break | Bench |
|--------|----------|---------|------------|------------|-------|
| CAN | 32 | 19 | 8 | 8 | 16 |
| RMU | 30 | 22 | 13 | 0 | 13 |

Score tied - 4 times.
Lead changed - 6 times.

Game 14: Canisius 77 - Rider 76 Dec. 29, 2017 - Buffalo, N.Y. (Koessler Athletic Center)

Rider 76 • 7-6, 0-1 MAAC

| # | Player | Total | | 3-Ptr | | Rebounds | | | PF | TP | A | TO | Bk | Stl | Min |
|--------|----------------------|-------|-----|-------|-----|----------|-----|-----|----|----|----|----|----|-----|-----|
| | | FG | FGA | FG | FGA | Off | Def | Tot | | | | | | | |
| 20 | Marshall, Tyere | 5 | 7 | 0 | 0 | 3 | 6 | 2 | 9 | 11 | 3 | 13 | 0 | 1 | 0 |
| 02 | Allen, Jordan | 1 | 7 | 1 | 4 | 1 | 2 | 1 | 0 | 1 | 1 | 4 | 0 | 2 | 0 |
| 12 | Durham, Anthony | 2 | 3 | 1 | 2 | 0 | 1 | 1 | 3 | 6 | 1 | 0 | 1 | 1 | 30 |
| 14 | Vaughn, Dimencio | 4 | 10 | 1 | 2 | 7 | 8 | 3 | 3 | 6 | 3 | 16 | 1 | 0 | 3 |
| 23 | Jordan, Stevie | 5 | 14 | 0 | 3 | 0 | 0 | 1 | 4 | 5 | 2 | 10 | 7 | 1 | 0 |
| 05 | Randall, Tyrei | 0 | 0 | 0 | 0 | 0 | 0 | 0 | 0 | 0 | 0 | 0 | 0 | 0 | 1 |
| 10 | Washington-Ives, Kea | 1 | 4 | 0 | 3 | 0 | 0 | 1 | 1 | 1 | 2 | 3 | 1 | 0 | 0 |
| 11 | Eke, Devine | 0 | 0 | 0 | 0 | 0 | 0 | 0 | 0 | 0 | 0 | 0 | 0 | 1 | 4 |
| 13 | Scott, Frederick | 6 | 11 | 1 | 1 | 6 | 12 | 5 | 7 | 12 | 2 | 19 | 2 | 2 | 0 |
| 15 | Cisse, Karamoko | 3 | 3 | 0 | 0 | 1 | 2 | 1 | 3 | 2 | 6 | 0 | 0 | 0 | 10 |
| Team | | | | | | 1 | 1 | 2 | | | | | | | |
| Totals | | 27 | 59 | 4 | 14 | 18 | 31 | 15 | 27 | 42 | 17 | 76 | 14 | 10 | 2 |

FG % 1st Half: 15-34 44.1% 2nd half: 12-25 48.0% Game: 27-59 45.8% Deadball Rebounds 6
3FG % 1st Half: 3-10 30.0% 2nd half: 1-4 25.0% Game: 4-14 28.6%
FT % 1st Half: 7-12 58.3% 2nd half: 11-19 57.9% Game: 18-31 58.1%

Canisius 77 • 7-7, 1-0 MAAC

| # | Player | Total | | 3-Ptr | | Rebounds | | | PF | TP | A | TO | Bk | Stl | Min |
|--------|---------------------|-------|-----|-------|-----|----------|-----|-----|----|----|----|----|----|-----|-----|
| | | FG | FGA | FG | FGA | Off | Def | Tot | | | | | | | |
| 02 | Crumpton, Jermaine | 9 | 20 | 0 | 5 | 2 | 4 | 2 | 0 | 2 | 2 | 20 | 2 | 2 | 1 |
| 10 | Planincic, Selvedin | 1 | 2 | 0 | 1 | 0 | 0 | 0 | 3 | 3 | 3 | 2 | 0 | 2 | 1 |
| 01 | Johnson, Malik | 2 | 6 | 2 | 4 | 0 | 0 | 0 | 3 | 3 | 6 | 5 | 4 | 0 | 1 |
| 13 | Reese, Isaiah | 5 | 15 | 2 | 9 | 3 | 3 | 6 | 3 | 15 | 8 | 2 | 0 | 2 | 36 |
| 15 | Molson, Takal | 5 | 12 | 3 | 6 | 4 | 6 | 10 | 3 | 18 | 3 | 0 | 1 | 0 | 35 |
| 03 | Sanks, Jonathan | 4 | 5 | 2 | 4 | 1 | 2 | 0 | 2 | 2 | 2 | 12 | 0 | 0 | 0 |
| 04 | White, Jalanni | 0 | 1 | 0 | 0 | 0 | 1 | 1 | 2 | 0 | 1 | 1 | 1 | 1 | 13 |
| 11 | Lotts, Marcale | 2 | 2 | 0 | 0 | 2 | 3 | 1 | 4 | 1 | 4 | 1 | 1 | 0 | 14 |
| 14 | Foley, Spencer | 0 | 0 | 0 | 0 | 0 | 0 | 0 | 0 | 0 | 0 | 0 | 0 | 0 | 2 |
| Team | | | | | | 2 | 3 | 5 | | | | | | | |
| Totals | | 28 | 63 | 9 | 26 | 12 | 20 | 14 | 22 | 36 | 20 | 77 | 20 | 13 | 4 |

FG % 1st Half: 18-33 54.5% 2nd half: 10-30 33.3% Game: 28-63 44.4% Deadball Rebounds 2,2
3FG % 1st Half: 6-16 37.5% 2nd half: 3-10 30.0% Game: 9-26 34.6%
FT % 1st Half: 4-10 40.0% 2nd half: 8-10 80.0% Game: 12-20 60.0%

Officials: Ron Tyburski, Kevin Ferguson, Jason Bradwell
Technical fouls: Rider-None. Canisius-None.
Attendance: 1049

| Score by periods | 1st | 2nd | Total |
|------------------|-----|-----|-------|
| Rider | 40 | 36 | 76 |
| Canisius | 46 | 31 | 77 |

Last FG - RID 2nd-05:31, CAN 2nd-01:23.
Largest lead - RID by 6 2nd-10:11, CAN by 10 1st-12:54.
RID led for 09:42, CAN led for 26:59. Game was tied for 03:19.

| Points | In Paint | Off T/O | 2nd Chance | Fast Break | Bench |
|--------|----------|---------|------------|------------|-------|
| RID | 40 | 16 | 15 | 8 | 27 |
| CAN | 30 | 14 | 8 | 2 | 16 |

Score tied - 6 times.
Lead changed - 9 times.

Game 15: Canisius 85 - Iona 78 Dec. 31, 2017 - Buffalo, N.Y. (Koessler Athletic Center)

Iona 78 • 7-7, 1-1 MAAC

| # | Player | Total | | 3-Ptr | | Rebounds | | | PF | TP | A | TO | Bk | Stl | Min |
|--------|-------------------|-------|-----|-------|-----|----------|-----|-----|----|----|----|----|----|-----|-----|
| | | FG | FGA | FG | FGA | Off | Def | Tot | | | | | | | |
| 02 | Crawford, E.J. | 8 | 11 | 3 | 3 | 2 | 2 | 1 | 2 | 3 | 4 | 21 | 1 | 2 | 1 |
| 13 | Edogli, TK | 0 | 2 | 0 | 0 | 1 | 2 | 2 | 3 | 5 | 1 | 1 | 0 | 4 | 0 |
| 00 | McGill, Ricky | 10 | 17 | 1 | 5 | 0 | 3 | 0 | 1 | 1 | 4 | 21 | 2 | 1 | 0 |
| 01 | Lewis, Zach | 3 | 8 | 1 | 5 | 3 | 5 | 0 | 4 | 4 | 4 | 10 | 3 | 1 | 1 |
| 15 | Much, Deyshonee | 5 | 12 | 2 | 6 | 2 | 3 | 2 | 10 | 12 | 1 | 14 | 4 | 3 | 0 |
| 03 | Seaforth, C.J. | 0 | 0 | 0 | 0 | 0 | 1 | 1 | 0 | 0 | 0 | 0 | 0 | 0 | 0 |
| 04 | Casimir, Schadrac | 0 | 0 | 0 | 0 | 0 | 0 | 0 | 0 | 0 | 1 | 0 | 0 | 2 | 0 |
| 11 | Griffin, Roland | 3 | 8 | 0 | 2 | 5 | 9 | 1 | 3 | 4 | 11 | 1 | 1 | 1 | 0 |
| 20 | Svandrlik, Jan | 0 | 3 | 0 | 1 | 0 | 0 | 2 | 0 | 2 | 0 | 0 | 0 | 0 | 1 |
| Team | | | | | | 1 | 0 | 1 | | | | | | | |
| Totals | | 29 | 61 | 7 | 22 | 13 | 24 | 9 | 24 | 33 | 21 | 78 | 11 | 15 | 3 |

FG % 1st Half: 11-29 37.9% 2nd half: 18-32 56.3% Game: 29-61 47.5% Deadball Rebounds 4
3FG % 1st Half: 3-12 25.0% 2nd half: 4-10 40.0% Game: 7-22 31.8%
FT % 1st Half: 4-5 80.0% 2nd half: 9-19 47.4% Game: 13-24 54.2%

Canisius 85 • 8-7, 2-0 MAAC

| # | Player | Total | | 3-Ptr | | Rebounds | | | PF | TP | A | TO | Bk | Stl | Min |
|--------|---------------------|-------|-----|-------|-----|----------|-----|-----|----|----|----|----|----|-----|-----|
| | | FG | FGA | FG | FGA | Off | Def | Tot | | | | | | | |
| 02 | Crumpton, Jermaine | 9 | 18 | 1 | 4 | 5 | 5 | 4 | 4 | 8 | 2 | 24 | 2 | 4 | 1 |
| 10 | Planincic, Selvedin | 1 | 2 | 0 | 0 | 0 | 0 | 0 | 3 | 3 | 4 | 2 | 0 | 2 | 0 |
| 01 | Johnson, Malik | 0 | 0 | 0 | 0 | 5 | 7 | 0 | 6 | 6 | 2 | 5 | 3 | 0 | 3 |
| 13 | Reese, Isaiah | 7 | 12 | 2 | 6 | 2 | 2 | 0 | 7 | 7 | 2 | 18 | 2 | 2 | 0 |
| 15 | Molson, Takal | 8 | 13 | 1 | 2 | 4 | 5 | 3 | 6 | 9 | 3 | 21 | 2 | 2 | 0 |
| 03 | Sanks, Jonathan | 3 | 8 | 3 | 6 | 1 | 1 | 0 | 1 | 1 | 2 | 10 | 2 | 0 | 0 |
| 04 | White, Jalanni | 0 | 3 | 0 | 0 | 0 | 0 | 3 | 1 | 4 | 1 | 0 | 0 | 2 | 0 |
| 11 | Lotts, Marcale | 0 | 1 | 0 | 0 | 2 | 2 | 0 | 1 | 1 | 3 | 2 | 0 | 1 | 0 |
| 14 | Foley, Spencer | 1 | 5 | 1 | 5 | 0 | 0 | 0 | 0 | 0 | 0 | 3 | 1 | 0 | 0 |
| Team | | | | | | 0 | 1 | 1 | | | | | | | |
| Totals | | 29 | 62 | 8 | 23 | 19 | 22 | 10 | 30 | 40 | 19 | 85 | 14 | 16 | 1 |

FG % 1st Half: 14-33 42.4% 2nd half: 15-29 51.7% Game: 29-6

2017-18 BOX SCORES

Game 17: Siena 65 - Canisius 62 Jan. 7, 2018 - Albany, N.Y. (Times Union Center)

Canisius 62 • 9-8, 3-1

| # | Player | | Total | | | 3-Ptr | | | Rebounds | | | PF | TP | A | TO | Blk | Stl | Min |
|--------|---------------------|---|-------|------|-----|-------|-----|-----|----------|----|----|----|----|----|----|-----|-----|-----|
| | | | FG | FGA | FT | FTA | Off | Def | Tot | | | | | | | | | |
| 02 | Crumpton, Jermaine | f | 5-15 | 0-5 | 1-1 | 2 | 1 | 3 | 3 | 11 | 2 | 1 | 2 | 1 | 0 | 1 | 30 | |
| 10 | Planincic, Selvedin | c | 1-1 | 0-0 | 0-0 | 2 | 2 | 4 | 2 | 2 | 0 | 0 | 1 | 0 | 1 | 12 | | |
| 01 | Johnson, Malik | g | 1-9 | 1-2 | 0-0 | 0 | 1 | 1 | 2 | 3 | 3 | 0 | 0 | 0 | 0 | 3 | 38 | |
| 13 | Reese, Isaiah | g | 5-11 | 1-6 | 1-2 | 0 | 2 | 2 | 1 | 12 | 7 | 2 | 0 | 0 | 5 | 37 | | |
| 15 | Molson, Takal | g | 8-16 | 1-5 | 4-4 | 3 | 1 | 4 | 1 | 21 | 0 | 0 | 1 | 1 | 3 | 36 | | |
| 03 | Sanks, Jonathan | g | 3-9 | 2-5 | 0-0 | 0 | 3 | 3 | 3 | 8 | 1 | 0 | 0 | 1 | 1 | 21 | | |
| 05 | Heath, D.J. | g | 0-0 | 0-0 | 0-0 | 0 | 0 | 0 | 2 | 0 | 0 | 0 | 0 | 0 | 0 | 2 | | |
| 11 | Lotts, Marcale | g | 0-0 | 0-0 | 0-0 | 0 | 0 | 0 | 0 | 0 | 0 | 0 | 0 | 0 | 0 | 5 | | |
| 14 | Foley, Spencer | g | 1-3 | 1-3 | 0-0 | 0 | 0 | 0 | 0 | 3 | 0 | 0 | 0 | 0 | 0 | 5 | | |
| 21 | Hitchon, Scott | g | 0-0 | 0-0 | 2-2 | 0 | 2 | 2 | 1 | 2 | 0 | 0 | 2 | 0 | 1 | 11 | | |
| 22 | Faulkner, Jibreel | g | 0-0 | 0-0 | 0-0 | 1 | 1 | 2 | 0 | 0 | 0 | 0 | 0 | 0 | 0 | 3 | | |
| Team | | | | | | 1 | 2 | 3 | | | | | | | | | | |
| Totals | | | 24-64 | 6-26 | 8-9 | 9 | 15 | 24 | 15 | 62 | 13 | 3 | 4 | 13 | | | 200 | |

FG % 1st Half: 8-33 24.2% 2nd half: 16-31 51.6% Game: 24-64 37.5%
3FG % 1st Half: 3-15 20.0% 2nd half: 3-11 27.3% Game: 6-26 23.1%
FT % 1st Half: 2-2 100.0 2nd half: 6-7 85.7% Game: 8-9 88.9%

Deadball
Rebounds
2,1

Siena 65 • 5-12, 1-3

| # | Player | Total | | | 3-Ptr | | | Rebounds | | | PF | TP | A | TO | Blk | Stl | Min |
|--------|----------------------|-------|-------|------|-------|-----|-----|----------|-----|-----|----|----|---|----|-----|-----|-----|
| | | FG | FGA | FT | FTA | Off | Def | Off | Def | Tot | | | | | | | |
| 15 | Odoro, Prince | f | 6-13 | 0-0 | 1-4 | 3 | 3 | 6 | 4 | 13 | 0 | 1 | 0 | 0 | 0 | 14 | 36 |
| 32 | Fisher, Evan | f | 4-6 | 1-2 | 7-8 | 2 | 7 | 9 | 2 | 16 | 1 | 2 | 0 | 0 | 0 | 1 | 29 |
| 20 | Penn, Roman | g | 0-3 | 0-1 | 2-2 | 2 | 5 | 7 | 4 | 2 | 2 | 5 | 0 | 0 | 1 | 24 | 29 |
| 21 | Shivers, Ahsante | g | 7-11 | 0-1 | 4-4 | 3 | 3 | 6 | 0 | 18 | 2 | 2 | 0 | 1 | 1 | 36 | 36 |
| 23 | Horn, Jordan | g | 3-9 | 3-7 | 3-4 | 0 | 3 | 3 | 0 | 12 | 2 | 4 | 0 | 0 | 0 | 36 | 36 |
| 02 | Bentley, Christian | g | 1-1 | 0-0 | 0-0 | 1 | 0 | 1 | 0 | 2 | 0 | 0 | 0 | 0 | 0 | 11 | 11 |
| 05 | Smithen, Kadeem | g | 0-0 | 0-0 | 0-0 | 0 | 1 | 1 | 0 | 0 | 1 | 0 | 0 | 0 | 0 | 6 | 6 |
| 11 | Huerter, Jr., Thomas | g | 0-3 | 0-1 | 0-0 | 1 | 5 | 6 | 0 | 0 | 2 | 2 | 3 | 0 | 0 | 27 | 27 |
| 13 | Richard, Khalil | g | 0-1 | 0-1 | 0-0 | 0 | 0 | 0 | 0 | 0 | 0 | 0 | 0 | 0 | 0 | 2 | 2 |
| 34 | Degnan, Kevin | g | 1-2 | 0-0 | 0-0 | 2 | 0 | 2 | 0 | 2 | 0 | 0 | 0 | 0 | 0 | 3 | 3 |
| Team | | | | | | 0 | 2 | 2 | | | | | | | | | |
| Totals | | | 22-49 | 4-13 | 17-22 | 14 | 29 | 43 | 10 | 65 | 10 | 17 | 3 | 1 | | | 200 |

FG % 1st Half: 11-24 45.8% 2nd half: 11-25 44.0% Game: 22-49 44.9%
3FG % 1st Half: 1-6 16.7% 2nd half: 3-7 42.9% Game: 4-13 30.8%
FT % 1st Half: 8-9 88.9% 2nd half: 12-14 85.7% Game: 17-22 77.3%

Deadball
Rebounds
2,1

Officials: Brian O'Connell, Rusty Cooper, Wally Rutecki
Technical fouls: Canisius-None. Siena-None.
Attendance: 6114

| Score by periods | 1st | 2nd | Total |
|------------------|-----|-----|-------|
| Canisius | 21 | 41 | 62 |
| Siena | 28 | 37 | 65 |

| | In | Off | 2nd | Fast | Bench |
|--------|-------|-----|--------|-------|-------|
| Points | Paint | T/O | Chance | Break | |
| CAN | 30 | 17 | 10 | 6 | 13 |
| SIE | 30 | 4 | 16 | 0 | 4 |

Last FG - CAN 2nd-00:26, SIE 2nd-00:08.
Largest lead - CAN by 7 1st-11:26, SIE by 9 2nd-18:07.
CAN led for 10:04. SIE led for 27:32. Game was tied for 02:24.

Score tied - 4 times.
Lead changed - 2 times.

Game 19: Canisius 94 - Monmouth 79 Jan. 14, 2018 - Buffalo, N.Y. (Koessler Athletic Center)

Monmouth 79 • 5-12, 1-4 MAAC

| # | Player | | Total | | 3-Ptr | | Rebounds | | | | PF | TP | A | TO | Blk | Stl | Min |
|--------|------------------|---|--------|--------|--------|-----|----------|-----|-----|-----|----|----|---|----|-----|-----|-----|
| | | | FG-FGA | FG-FGA | FT-FTA | Off | Def | Off | Def | Tot | | | | | | | |
| 04 | Traore, Mustapha | f | 0-2 | 0-0 | 2-4 | 2 | 4 | 6 | 1 | 2 | 0 | 1 | 0 | 1 | 0 | 15 | 15 |
| 32 | Quinn, Diago | c | 4-7 | 0-0 | 7-9 | 2 | 3 | 5 | 2 | 15 | 0 | 2 | 1 | 0 | 0 | 26 | 26 |
| 00 | Salnave, Ray | g | 2-6 | 0-2 | 3-4 | 0 | 3 | 3 | 5 | 7 | 3 | 1 | 0 | 1 | 1 | 21 | 21 |
| 03 | Hammond, Deion | g | 2-7 | 1-4 | 1-2 | 0 | 0 | 0 | 4 | 6 | 0 | 1 | 0 | 2 | 1 | 21 | 21 |
| 23 | Tilghman, Austin | g | 8-10 | 0-0 | 6-9 | 0 | 9 | 9 | 2 | 22 | 5 | 7 | 0 | 3 | 34 | 34 | |
| 01 | Sarr, Pierre | | 0-0 | 0-0 | 0-0 | 0 | 0 | 0 | 2 | 0 | 0 | 0 | 0 | 0 | 5 | 5 | |
| 02 | Martin, Melik | | 1-4 | 0-1 | 0-0 | 0 | 1 | 1 | 3 | 2 | 1 | 2 | 0 | 1 | 17 | 17 | |
| 11 | Papas, George | | 1-3 | 1-3 | 2-2 | 0 | 1 | 1 | 2 | 5 | 1 | 2 | 0 | 0 | 12 | 12 | |
| 13 | McClary, Marcus | | 0-3 | 0-0 | 0-0 | 0 | 1 | 1 | 2 | 0 | 0 | 0 | 0 | 1 | 10 | 10 | |
| 24 | Pillari, Louie | | 6-7 | 4-5 | 2-2 | 0 | 1 | 1 | 3 | 18 | 2 | 0 | 0 | 1 | 25 | 25 | |
| 33 | Tillman, Zac | | 1-4 | 0-0 | 0-0 | 1 | 0 | 1 | 2 | 2 | 1 | 1 | 0 | 1 | 14 | 14 | |
| 44 | Ibiezugbe, Sam | | 0-0 | 0-0 | 0-0 | 0 | 0 | 0 | 0 | 0 | 0 | 0 | 0 | 0 | 0 | 0 | 0 |
| Team | | | | | | 1 | 1 | 2 | | | | | | | | | |
| Totals | | | 25-53 | 6-15 | 23-32 | 6 | 24 | 30 | 28 | 79 | 13 | 18 | 1 | 10 | | | 200 |

FG % 1st Half: 16-27 59.3% 2nd half: 9-26 34.6% Game: 25-53 47.2%
3FG % 1st Half: 4-7 57.1% 2nd half: 2-8 25.0% Game: 6-15 40.0%
FT % 1st Half: 9-12 75.0% 2nd half: 14-20 70.0% Game: 23-32 71.9%

Deadball
Rebounds
4

Canisius 94 • 11-8, 5-1 MAAC

| # | Player | Total | | 3-Ptr | | Rebounds | | | | PF | TP | A | TO | Blk | Stl | Min |
|--------|---------------------|--------|--------|--------|-------|----------|-----|-----|-----|----|----|----|----|-----|-----|-----|
| | | FG-FGA | FG-FGA | FT-FTA | Off | Def | Off | Def | Tot | | | | | | | |
| 02 | Crumpton, Jermaine | f | 6-14 | 3-4 | 8-9 | 0 | 5 | 5 | 0 | 23 | 1 | 0 | 1 | 0 | 0 | 33 |
| 10 | Planincic, Selvedin | c | 0-2 | 0-2 | 0-0 | 2 | 2 | 4 | 0 | 3 | 1 | 0 | 1 | 0 | 1 | 15 |
| 01 | Johnson, Malik | g | 3-4 | 3-3 | 1-2 | 0 | 3 | 3 | 3 | 16 | 2 | 3 | 0 | 1 | 24 | 24 |
| 13 | Reese, Isaiah | g | 7-11 | 3-6 | 5-5 | 0 | 7 | 7 | 3 | 22 | 5 | 3 | 1 | 2 | 36 | 36 |
| 15 | Molson, Takal | g | 3-11 | 1-5 | 11-16 | 1 | 5 | 6 | 4 | 18 | 5 | 2 | 0 | 1 | 35 | 35 |
| 03 | Sanks, Jonathan | g | 3-3 | 3-3 | 0-0 | 0 | 1 | 1 | 2 | 9 | 1 | 3 | 0 | 0 | 17 | 17 |
| 04 | White, Jalanni | g | 0-0 | 0-0 | 0-0 | 0 | 0 | 0 | 0 | 0 | 0 | 0 | 0 | 0 | 2 | 2 |
| 05 | Heath, D.J. | g | 0-0 | 0-0 | 0-0 | 0 | 0 | 0 | 0 | 1 | 0 | 1 | 0 | 0 | 1 | 6 |
| 11 | Lotts, Marcale | g | 0-0 | 0-0 | 0-0 | 2 | 2 | 4 | 0 | 0 | 3 | 0 | 0 | 0 | 7 | 7 |
| 14 | Foley, Spencer | g | 0-2 | 0-2 | 0-0 | 0 | 0 | 0 | 1 | 0 | 1 | 0 | 0 | 0 | 5 | 5 |
| 21 | Hitchon, Scott | g | 0-1 | 0-1 | 0-0 | 0 | 0 | 0 | 1 | 0 | 0 | 1 | 0 | 0 | 10 | 10 |
| 22 | Faulkner, Jibreel | g | 2-6 | 1-4 | 7-8 | 3 | 0 | 3 | 2 | 12 | 1 | 1 | 0 | 0 | 10 | 10 |
| Team | | | | | | 5 | 4 | 9 | | | | | | | | |
| Totals | | | 24-54 | 14-30 | 32-40 | 11 | 27 | 38 | 25 | 94 | 20 | 18 | 2 | 5 | | 200 |

FG % 1st Half: 11-29 37.9% 2nd half: 13-25 52.0% Game: 24-54 44.4%
3FG % 1st Half: 6-15 40.0% 2nd half: 8-15 53.3% Game: 14-30 46.7%
FT % 1st Half: 15-19 78.9% 2nd half: 17-21 81.0% Game: 32-40 80.0%

Deadball
Rebounds
3

Officials: Robert Riley, Andy O'Brien, Anthony Burris
Technical fouls: Monmouth-Salnave, Ray. Canisius-None.
Attendance: 1136
Can: Career high 12 points, Faulkner.
Mon: Career high 22 points, Tilghman.

| Score by periods | 1st | 2nd | Total |
|------------------|-----|-----|-------|
| Monmouth | 45 | 34 | 79 |
| Canisius | 43 | 51 | 94 |

| | In | Off | 2nd | Fast | Bench |
|--------|-------|-----|--------|-------|-------|
| Points | Paint | T/O | Chance | Break | |
| MON | 30 | 26 | 7 | 18 | 27 |
| CAN | 18 | 18 | 13 | 7 | 21 |

Last FG - MON 2nd-03:31, CAN 2nd-02:06.
Largest lead - MON by 13 1st-09:36, CAN by 19 2nd-05:18.
MON led for 18:02. CAN led for 19:37. Game was tied for 02:01.

Score tied - 3 times.
Lead changed - 6 times.

Game 18: Canisius 70 - Saint Peter's 58 Jan. 12, 2018 - Buffalo, N.Y. (Koessler Athletic Center)

Saint Peter's 58 • 8-8, 2-3 MAAC

| # | Player | | Total | | 3-Ptr | | Rebounds | | | PF | TP | A | To | Blk | Stl | Min |
|--------|----------------------|---|-------|------|--------|----|----------|-----|-----|----|----|----|----|-----|-----|-----|
| | | | FG | FGA | FG-FGA | FT | FTA | Off | Def | | | | | | | |
| 11 | Enechinyia, Nnamdi | f | 3-9 | 0-2 | 1-1 | 1 | 1 | 2 | 0 | 7 | 1 | 2 | 0 | 1 | 30 | 30 |
| 23 | Idowu, Samuel | f | 3-9 | 0-1 | 2-2 | 3 | 4 | 7 | 3 | 8 | 2 | 1 | 0 | 0 | 24 | 24 |
| 00 | Griffin, Nick | g | 3-9 | 1-5 | 0-0 | 0 | 1 | 1 | 1 | 7 | 0 | 3 | 0 | 0 | 29 | 29 |
| 03 | Gonzales, Elijah | g | 5-11 | 0-2 | 0-0 | 0 | 4 | 4 | 1 | 10 | 4 | 2 | 0 | 2 | 37 | 37 |
| 24 | Taylor, Quinn | g | 1-1 | 0-0 | 0-0 | 0 | 2 | 2 | 2 | 2 | 1 | 0 | 0 | 0 | 18 | 18 |
| 01 | Turner, Davauhnte | g | 5-12 | 2-6 | 0-0 | 1 | 0 | 1 | 2 | 12 | 2 | 4 | 0 | 1 | 22 | 22 |
| 12 | Livingston, Jeremiah | g | 0-0 | 0-0 | 0-0 | 0 | 0 | 0 | 0 | 0 | 0 | 0 | 0 | 0 | 5 | 5 |
| 15 | Ndiaye, Mamadou | g | 0-3 | 0-1 | 1-2 | 1 | 0 | 1 | 3 | 1 | 0 | 0 | 0 | 0 | 7 | 7 |
| 21 | Powell, Julian | g | 0-1 | 0-1 | 2-2 | 0 | 1 | 1 | 1 | 2 | 0 | 0 | 0 | 0 | 10 | 10 |
| 25 | Jones, Cameron | g | 3-5 | 3-5 | 0-0 | 0 | 1 | 1 | 2 | 9 | 0 | 1 | 0 | 2 | 18 | 18 |
| | Team | | | | | 4 | 2 | 6 | | | | 1 | | | | |
| Totals | | | 23-60 | 6-23 | 6-7 | 10 | 16 | 26 | 15 | 58 | 10 | 14 | 0 | 6 | 200 | |

TV/RADIO SPOT CHART



#1 Malik Johnson
Fr., Guard
5-10, 155 lbs.
Richmond, Va.
Blue Ridge School



#2 Jermaine Crumpton
Jr., Forward
6-6, 230 lbs.
Niagara Falls, N.Y.
Niagara Falls



#3 Jonathan Sanks
Jr., Guard
6-4, 200 lbs.
Warner Robins, Ga.
Spartanburg Methodist J.C.



#4 Jalanni White
Fr., Forward
6-7, 190 lbs.
New Haven, Conn.
Notre Dame-West Haven



#5 D.J. Heath
Fr., Guard
6-0, 180 lbs.
Anniston, Ala.
Sacred Heart



#10 Selvedin Planincic
Jr., Center
6-10, 215 lbs.
Sherbrooke, Quebec
Indian Hills C.C.



#11 Marcale Lotts
Jr., Forward
6-8, 230 lbs.
New Orleans, La.
Jacksonville College



#13 Isaiah Reese
So., Guard
6-5, 185 lbs.
Miami, Fla.
DME Academy



#14 Spencer Foley
So., Guard
6-7, 190 lbs.
Chicago, Ill.
Commonwealth Academy




#15 Takal Molson
Fr., Guard
6-5, 205 lbs.
Buffalo, N.Y.
TAAG Academy



#21 Scott Hitchon
Fr., Forward
6-8, 210 lbs.
Whitby, Ontario
Thornlea Secondary



#22 Jibreel Faulkner
Jr., Forward
6-8, 200 lbs.
Washington, D.C.
San Jacinto J.C.



#23 Dantai St. Louis
So., Forward
6-8, 245 lbs.
Brampton, Ontario
Orangeville Prep



Reggie Witherspoon
Head Coach
Second Season at Canisius
16th Season Overall
Empire State '95