



# 2017-2018 Manhattan Jaspers

Game #22 - Iona (1/27/18)



Iona - January 27, 2018 - 7:00 pm  
Uniondale, NY - NYCB Live (17,686)



Contact: Kevin Ross - kross01@manhattan.edu  
(O) 718-862-7228 | (C) 716-969-6126

#JasperNation



@GoJaspers

## 2017-2018 Manhattan MBB Schedule

### November

15-Wed. .... St. Francis Brooklyn..... W - 80-79 (ot)  
18-Sat. .... Harvard (WatchESPN) ..... W - 73-69  
20-Mon. .... vs. UMKC^ ..... L - 63-74  
21-Tue. .... vs. Missouri State^ ..... L - 65-69  
22-Wed. .... vs. NIU^ ..... L - 68-70  
26-Sun. .... at Fordham ..... L - 57-70

### December

1-Fri. .... vs. Holy Cross% (CBSSN)..... W - 70-54  
2-Sat. .... vs. Towson% (CBSSN)..... L - 55-56  
9-Sat. .... Morgan State ..... W - 80-66  
16-Sat. .... at Tulsa (WatchESPN) ..... L - 66-80  
20-Wed. .... at Hofstra ..... W - 63-61  
23-Sat. .... at No. 22 Seton Hall (FSN) ..... L - 62-74  
30-Sat. .... Fairfield\* ..... W - 61-58

### January

2-Tue. .... at Marist\* (WatchESPN) .. W - 101-96 (ot)  
5-Fri. .... at Monmouth\* (WatchESPN) L - 66-77  
7-Sun. .... Rider\* ..... L - 76-82  
11-Thu. .... at Fairfield\* (WatchESPN) ... W - 59-53  
13-Sat. .... Siena\* ..... W - 72-61  
19-Fri. .... Canisius\* (ESPNU) ..... L - 58-67  
21-Sun. .... at Saint Peter's\* ..... W - 67-56  
24-Wed. .... at Niagara\* ..... L - 63-72  
27-Sat. .... vs. Iona\*# ..... 7:00 pm  
30-Tue. .... Marist\* ..... 7:00 pm

### February

2-Fri. .... at Siena\* ..... 7:00 pm  
8-Thu. .... at Rider\* ..... 7:00 pm  
10-Sat. .... Monmouth\* (WatchESPN) .... 7:00 pm  
15-Thu. .... at Quinnipiac\* (WatchESPN) ... 7:00 pm  
18-Sun. .... Niagara\* ..... 2:00 pm  
23-Fri. .... at Iona\* (WatchESPN) ..... 7:00 pm  
25-Sun. .... Quinnipiac\* (WatchESPN) ..... 6:00 pm

### March

1-Thu. .... MAAC First Round (Albany, NY) ... TBD  
2-Fri. .... MAAC QF (Albany, NY) ..... TBD  
3-Sat. .... MAAC QF (Albany, NY) ..... TBD  
4-Sun. .... MAAC SF (Albany, NY) ..... TBD  
5-Mon. .... MAAC Finals (Albany, NY) ..... TBD

^ Denotes Gulf Coast Showcase (Estero, FL)

% Denotes Belfast Classic (Belfast, Northern Ireland)

\* Denotes MAAC Game

# Denotes game to be played at NYCB Live (Hempstead, NY)

## 2017-2018 MAAC Standings

Teams	MAAC	Overall
Canisius	7-1	13-8
Rider	7-2	14-7
Iona	6-2	12-8
Niagara	6-3	13-9
<b>Manhattan</b>	<b>5-4</b>	<b>10-11</b>
Quinnipiac	5-4	8-13
Monmouth	2-5	6-13
Marist	2-6	4-16
Fairfield	2-6	7-12
Saint Peter's	2-6	8-11
Siena	2-7	6-16

## TOP STORYLINES

#1 - Manhattan (10-11; 5-3 MAAC) will aim to get back on track against local-rival Iona (12-8; 6-2 MAAC) on Saturday, January 27 at NYCB Live with opening tip tabbed for 7:00 pm.

#2 - In one of the top rivalries around, this will be the first regular season, neutral floor match-up between the teams since squaring at MSG on January 24, 2009.

#3 - This will also be the first-ever regular season neutral site match-up between the teams that has not been played at the Garden.

### QUICK HITS

\* Manhattan has won the last two meetings between the teams played on a neutral court, claiming the 2014 and 2015 MAAC Championships.

\* The Jaspers will be looking to snap a six-game regular season losing streak to the Gaels, having last won by an 80-77 count on February 28, 2014.

\* Manhattan's last win in the series came by a 79-69 count in the 2015 MAAC Championship on March 9, 2015.

\* In the last two years, senior **Zane Waterman** is averaging 16.5 ppg and 7.0 rpg over four combined games against Iona.

\* Classmate **Rich Williams** scored a career-high 27 points in his last game against the Gaels and averaged 21.0 ppg and 5.5 rpg against Iona in 2015-2016.

\* Sophomore **Pauly Paulicap** notched a team-high 18 points, nine rebounds and four blocks en route to averaging 14.2 ppg, 6.4 rpg and 3.6 bpg over his last five games while hitting double-digits each time out.

\* Paulicap has blocked at least four shots on six occasions this year, including three nine times.



**Date:** Sunday, January 27, 2018

**Time:** 7:00 pm

**Location:** Uniondale, NY

**Venue:** NYCB Live (17,686)

**Video:** Iona

**Analysts:** Greg Mescall, Chris Williams

### Coaches

**Manhattan:** Steve Masiello (Kentucky)

**Overall:** 112-104 (Seventh Year)

**At Manhattan:** Same

**vs. Iona:** 5-10

**Iona:** Tim Cluess (Hofstra)

**Overall:** 294-119 (13th Year)

**At Iona:** 174-86 (Eighth Year)

**vs. Manhattan:** 12-5

### Series History With Iona

Iona leads 52-40

### Last Meeting

Iona 72 Manhattan 51

New Rochelle, NY (February 24, 2017)

### Manhattan/MBB Twitter Handles

@JaspersMBB

@GoJaspers

@Steve\_Masiello

## MANHATTAN JASPERS (10-11; 5-4 MAAC)

Probable Starters						
Pos.	#	Name	Ht./Wt.	Class	PPG	RPG/APG
G	#3	Zavier Turner	5-9/175	Sr.	9.1 ppg	4.0 apg
G	#22	Thomas Capuano	6-0/180	Jr.	4.6 ppg	1.4 rpg
F	#23	Rich Williams	6-6/210	Sr.	13.5 ppg	4.2 rpg
F	#4	Zane Waterman	6-9/230	Sr.	10.1 ppg	6.3 rpg
F	#33	Pauly Paulicap	6-8/225	So.	9.8 ppg	6.0 rpg




Top Reserves						
F	#14	Calvin Crawford	6-9/210	Sr.	8.8 ppg	5.0 rpg
G	#11	Aaron Walker Jr.	6-2/203	So.	8.0 ppg	1.9 rpg
G	#2	Patrick Strzala	6-4/190	Fr.	2.9 ppg	0.6 rpg
G	#10	Nehemiah Mack	6-1/190	Fr.	1.8 ppg	1.1 apg
F	#30	Ibrahima Diallo	6-10/245	GS	1.0 ppg	1.8 rpg
F	#24	Ebube Ebube	6-7/200	Fr.	0.8 ppg	1.6 rpg

*\* Manhattan is the first-ever D-1 MBB Team to win a game in Europe*

## MANHATTAN COLLEGE INFORMATION

Location	Riverdale, NY
Founded	1853
Enrollment	3,970
Nickname	Jaspers
Colors	Green (PMS # 349) & White
Affiliation	NCAA Division I
Conference	MAAC
President	Dr. Brennan O'Donnell, Ph. D.
Director of IC Athletics	Marianne Reilly, '82
Venue	Draddy Gymnasium
Capacity	2,520
Year Opened	1979
<b>Head Coach</b>	<b>Steve Masiello</b>
Twitter	@steve_masiello
Alma Mater	Kentucky
Career Record	(112-104; 7th Year)
2016-2017 Record	10-22 (5-15 MAAC)
MAAC Finish	Lost in MAAC First Round
Postseason	None
Letterwinners Returning/Lost	6/6
Starters Returning/Lost	4/1
First Year Of Basketball	1904-1905
All-Time Record	1360-1221 (.527) (112th season)
All-Time MAAC Record ('81-'82)	290-311 (.483)
MAAC Championships (5):	1993, 2003, 2004, 2014, 2015
MAAC Tournament Appearances (36):	27-31
NCAA Berths (8):	1956, 1958, 1993, 1995, 2003, 2004, 2014, 2015
All-Time NCAA Record	3-9
NIT Tournament Appearances	18
Last NIT Appearance	2005-2006
All-Time NIT Record	8-19

## FACTS & STATS

 <b>3,970 STUDENTS</b> 3,444 undergraduate & 483 graduate	 <b>12:1 RATIO</b> Student-Faculty	 <b>23 STUDENTS</b> Average Class Size	 <b>240 FACULTY</b> Full-Time
---	---	---	--

Last Meeting  
February 24, 2017 - Iona 72 Manhattan 51

Leading Scorers  
Manhattan: Zane Waterman (20)  
Niagara: Deyshonee Much (19)

## MANHATTAN JASPERS (10-11; 5-4 MAAC)

No.	Player	Cl.	Pos.	Ht./Wt.	Hometown / Last School
2	Patrick Strzala	Fr.	G	6-4/190	Bayonne, NJ / Bayonne
3	Zavier Turner	Sr.	G	5-9/175	Indianapolis, IN / Ball State
4	Zane Waterman	Sr.	F	6-9/230	Winston-Salem, NC / Fayetteville Academy
5	Jesse Boyce	So.	G	6-2/190	Thornwood, NY / Westlake
10	Nehemiah Mack	Fr.	G	6-1/190	Harrisburg, PA / Massanutten Prep (VA)
11	Aaron Walker Jr.	So.	G	6-2/203	Brooklyn, NY / Cardozo
14	Calvin Crawford	Sr.	F	6-9/210	Middletown, NY / St. Thomas More (CT)
21	Matt Maloney	Jr.	G	6-1/180	Somers, NY / Somers
22	Thomas Capuano	Jr.	G	6-0/180	Hastings-on-Hudson, NY / Iona Prep
23	Rich Williams	Sr.	G	6-6/210	Brooklyn, NY / Vermont Academy (VT)
24	Ebube Ebube	Fr.	F	6-7/220	San Juan, Puerto Rico / Lawrenceville Acad. (NJ)
30	Ibrahima Diallo	GS	F	6-10/245	Dakar, Senegal / Rutgers
33	Pauly Paulicap	So.	F	6-8/225	Elmont, NY / Harcum College
52	Samson Usilo	Jr.	G	6-4/205	Lagos, Nigeria / Nazareth (NY)

Head Coach: Steve Masiello (Kentucky) - Seventh Year at Manhattan  
Associate Head Coach: Matt Grady (Saint Joseph's) - Seventh Year at Manhattan  
Assistant Coach: Shawn Finney (Fairmont State) - Second Year at Manhattan  
Director Of MBB Operations: Brandon Kuhn (Angelo State) - First Year at Manhattan  
Special Assistant to the HC: RaShawn Stores (Manhattan) - First Year at Manhattan  
Special Assistant to the HC: Tyler Wilson (Manhattan) - First Year at Manhattan

### PRONUNCIATION GUIDE:

#2 - Patrick STRZALA - Straw-ZALL-ah  
#3 - ZAVIER Turner - Zav-yer (Like Xavier)  
#10 - NEHEMIAH Mack - Knee-ah-my-ah  
#22 - Thomas CAPUANO - Cap-you-ah-no  
#24 - EBUBE EBUBE - AH-BU-BAY AH-BU-BAY  
#33 - Pauly PAULICAP - PAUL-EE-CAP  
#52 - Samson USILO - YOU-SILL-O  
Steve MASIELLO - Mas-E-el-O

## IONA GAELS (12-8; 6-2 MAAC)

No.	Player	Cl.	Pos.	Ht./Wt.	Hometown / Last School
0	Rickey McGill	Jr.	G	6-1/175	Spring Valley, NY / Spring Valley
1	Zach Lewis	GS	G	6-3/185	Windsor, CT / UMass
2	E.J. Crawford	So.	G/F	6-6/210	Hartford, CT / St. Thomas More
3	C.J. Seaforth	Fr.	G	6-1/155	Hamden, CT / Hamden
4	Schadrac Casimir	Jr.	G	5-10/165	Stamford, CT / South Kent Prep
10	Andrija Ristanovic	Fr.	F	6-10/200	Belgrade, Serbia / Hillcrest Prep (AZ)
11	Roland Griffin	Jr.	F	6-7/215	Aurora, IL / Midland College
12	Nils Taylor	So.	G	6-2/195	Somis, CA / Rio Mesa
13	TK Edogi	GS	F	6-8/220	Phoenix, AZ / Tulsa
15	Deyshonee Much	Sr.	G	6-5/180	Rochester, NY / Buffalo
20	Jan Svandrlik	GS	G/F	6-7/210	Pilsen, Czech Republic / Indian Hills CC
21	Gavin Kensmil	Fr.	F	6-7/230	Paramaribo, Suriname / Canarias Acad. (Spain)
44	Tyrell Williams	Jr.	F	6-9/250	Miami, FL / Western Nebraska CC

Head Coach: Tim Cluess (Hofstra) - Eighth Year at Iona  
Assistant Coach: Jared Grasso (Quinnipiac) - Eighth Year at Iona  
Assistant Coach: Eric Eaton (UMass-Dartmouth) - First Year at Iona  
Assistant Coach: Adam Ginsburg (Buffalo) - First Year at Iona  
Director of Basketball Operations: Ricky Johns (Utah) - First Year at Iona  
Graduate Manager: Eamonn Mahar (SUNY Cortland) - First Year at Iona

*\* Manhattan has defeated Iona to win its last two MAAC Championships*

## QUICK HITS

- \* Manhattan sits among the top-three in the MAAC in six defensive categories: turnovers forced (15.9-1st), (68.9 ppg-2nd), blocks (3.8 bpg-2nd), scoring defense (68.9-2nd), 3-point FG% D (.327-2nd), rebounding defense (33.8-3rd) and FG% D (.436-3rd) while limiting the opposition to less than 70 points on 11 occasions.
- \* The Jaspers forced 22 turnovers in their 68-57 win over Saint Peter's en route to moving to 24-12 under Head Coach **Steve Masiello** when pressuring the opposition into at least 20.
- \* Manhattan, which has forced at least 20 miscues four times this year, has paced the MAAC in turnovers forced in three of the last four years (2015-2016, 2014-2015, 2013-2014) while ranking among the top-two in each of the last five seasons.
- \* The Jaspers have also recorded at least 10 steals on four occasions with Masiello holding a 40-10 record in his seven years when Manhattan hits double-figures in thefts.
- \* By virtue of the win at Saint Peter's, the Jaspers improved to 42-5 under Masiello when limiting the opposition to less than 60 points.
- \* Manhattan won three-of-five thanks to limiting the opposition to 62.2 ppg, on 41.0 percent shooting - including 33.3 percent from long range.
- \* Over half of the Jaspers' games (12-of-21) have been decided by 10 points or less with the Riverdale-based institution going 6-6 during that time (3-3 MAAC).
- \* In the last five minutes/OT of its 10-point games, Manhattan is shooting 77.2 percent (61-of-79) from the line while holding teams to just 31.8 percent (14-of-44) from deep.
- \* The Jaspers went 18-of-19 from the line over the final five minutes/ot at Marist with Williams going 9-for-9, highlighted by converting three with less than two seconds to play in forcing extra time.
- \* Manhattan recorded a season-high 25 forced turnovers and 11 steals in a victory over Siena while Paulicap matched his career-high of six blocks (Hofstra).
- \* The Harcum College transfer's six rejection performances are the most by a Jasper since 3x MAAC Defensive Player of the Year **Rhamel Brown** had nine rejections at Siena on February 21, 2014.
- \* Paulicap leads the MAAC in both blocks (2.6 bpg-21nd NCAA) and field goal percentage (.591) while also ranking among the league leaders in scoring (9.8 ppg-29th) and rebounding (6.0 rpg-10th).
- \* Paulicap scored a career-high 19 points in the win over Marist before recording his first career double-double with 16 points and a career-high 10 rebounds in Manhattan's win vs. over Fairfield.
- \* The Jaspers snapped an 11-game losing streak to the Stags at Webster Bank Arena (December 8, 2006) while securing a season sweep of the Stags by virtue of a 59-53 win.
- \* In taking both meetings from Fairfield, Manhattan's defense limited the Stags to just 55.5 ppg, on 38.5 percent (42-of-109) shooting - 28.3 percent (15-of-53) from deep - this year, compared to 87.0 ppg, on 52.2 percent (60-of-115) shooting a year ago - 52.4 percent (22-of-42) from long range.
- \* Williams drained a game-high four three pointers in the win over Saint Peter's as the Jaspers shot a blistering 54.5 percent (12-of-22) from long range.
- \* Williams registered his sixth 20-point performance of the year and the 11th in his career with 21 in the win over Siena while also becoming the 39th Jasper to surpass the 1,000-point mark with his big game against the Saints and now ranks 35th with 1,035.
- \* On the year, Williams ranks 14th in the MAAC in scoring (13.5 ppg), 11th in assists (2.9 apg) and 14th in threes per game (1.7) while shooting 41.3 percent (7th MAAC) from long range.
- \* Senior **Zavier Turner** led the way in Manhattan's win at Saint Peter's with a season-high 20 points and a career-high 10 assists en route to registering his first double-double.
- \* Turner also became the first Jasper to record a double-double with points and assists since **Von Damien Green** had 12 points and 11 assists against Canisius on January 15, 2001.
- \* Turner, who also notched his 17th career 20-point performance, broke his previous high of nine assists set against Rider.
- \* Turner, who hit a first-half ending halfcourt buzzer beater at Monmouth, is averaging 9.1ppg and 4.0 apg (7th MAAC) while posting a 1.4 assist/turnover ratio (9th MAAC) and is making good on 79.5 percent (8th MAAC) from the line.
- \* The Ball State transfer has picked his game up during MAAC play to the tune of 11.4 ppg and 4.8 apg while shooting 52.9 percent (27-of-51) from the field, including 50.0 percent (12-of-24) from deep, and 82.2 percent (37-of-45) from the line.
- \* Waterman posted his first double-double of the year and the fifth of his career with 23 points and 12 rebounds in an OT win at Marist. It was also the North Carolina native's 11th career 20-point performance and his 10th double-figure rebounding outing.
- \* Waterman is 31st on the all-time Manhattan scoring list with 1,117 career points and ranks among the league leaders in scoring (10.1 ppg-28th) and rebounding (6.3 rpg-6th) while securing the No. 5 play on Sportscenter on January 11 following the Jaspers' win over Fairfield.
- \* Williams is the lone remaining member of Manhattan's Back-to-Back MAAC Championship squads while senior **Calvin Crawford** and Waterman were also on the 2014-2015 team.
- \* This year, the senior quartet of Crawford, Turner, Waterman and Williams has accounted for 59.1 percent (844/1427) of the scoring and 53.7 percent (362/674) of the rebounding.
- \* Turner (1,268), Waterman (1,117), Williams (1,035) and Crawford (780) have now accrued a combined 4,200 career points.
- \* Bolstered by the four seniors, Manhattan has six players averaging between 13.5 ppg and 8.0 ppg.
- \* Fueled by five threes against Rider, junior **Thomas Capuano** scored a season-high 17 points and is making good on 51.5 percent (17-of-33) from long range.
- \* The Jaspers rallied from a 13-point second-half deficit in its 101-96 overtime win at Marist thanks to earning 10 steals and forcing 20 miscues.
- \* Manhattan was the first-ever NCAA Division I team to win a game in Europe besting Holy Cross 70-54 on December 1, 2017 as part of the inaugural Belfast Classic in Northern Ireland before dropping a 56-55 thriller to Towson in the Championship as Crawford earned Belfast Classic All-Tournament team honors after averaging 14.5 ppg.
- \* On the year, he is averaging 8.8 ppg and 5.0 rpg (16th MAAC) with double-doubles at Fordham (11 points/10 rebounds) after recording his first in the win vs. Harvard (19 points/10 rebounds).
- \* Masiello has led Manhattan to a 112-104 (.519) record, including going 68-57 (.548) during MAAC play, and 54-28 (.659) at Draddy Gym over his seven seasons, including 41-21 vs. league opposition. He has led the Jaspers to three MAAC title game appearances, three postseason berths, two Metropolitan Coach of the Year honors and two 20-win campaigns. Masiello has also participated in the NCAA Tournament in 13 of his first 21 seasons as a player or coach, including being a part of eight conference champions and one National Title.
- \* Since returning to Riverdale, Masiello has guided Manhattan to a pair of MAAC titles as well as a pair of 20-plus win campaigns. In his first tenure as an assistant, he was a part of two MAAC titles and three 20-plus win seasons. All told, Masiello has been a member of four of Manhattan's five MAAC Championship teams and five of the school's 12 20-win seasons in recording a 194-140 record.
- \* Now in his 22nd season as either a player or a coach, Masiello has a career collegiate record of 473-250, including 352-222 on the sidelines, with one National Title, two National Championship Game appearances, two Final Fours, six Elite Eight berths, eight conference championships, 13 NCAA Tournament appearances and 15 20-win seasons.

*\* Manhattan was tabbed to finish second in the preseason MAAC poll*

## WHAT'S A JASPER?

The unique nickname of Manhattan College's athletic teams, the Jaspers, comes from one of the College's most memorable figures, Brother Jasper of Mary, F.S.C., who served as the College's athletic director in the late 19th century. One of the greatest achievements of Brother Jasper was that he brought the then little-known sport of baseball to Manhattan College and became the team's first coach. Since Brother Jasper was also the Prefect of Discipline, he supervised the student fans at Manhattan baseball games while also directing the team itself. During one particularly warm and humid day when the college was playing a semi-pro baseball team called the Metropolitans, Brother Jasper noticed the Manhattan students were becoming restless and edgy with the team coming to bat in the seventh inning of a close game. To relieve the tension, Brother Jasper called timeout and told the students to stand up and stretch for a few minutes until the game resumed. Since the College annually played the New York Giants in the late 1880's and into the 1890's at the old Polo Grounds, the Manhattan College practice of the "seventh inning stretch" spread into the major leagues, where it has now become a time-honored custom practiced by millions of fans annually.

## THIS IS MANHATTAN COLLEGE

- U.S. News & World Report ranks Manhattan 15th out of 138 in the Best Regional Universities (North) category of its 2016-17 Best Colleges list. This is the tenth year in a row the College has placed in the regional top 20. U.S. News & World Report also ranks Manhattan College as 8th among 52 regional universities that are attractive colleges for veteran students.
- Brookings ranks Manhattan College ninth out of more than 7,000 two and four-year schools in an analysis that examined how well schools prepare students for successful careers.
- Why is Manhattan College in the Bronx? Our campus was originally located in Manhattan at the intersection of 131st Street and Broadway. In 1923, Manhattan College moved to its present Riverdale location in order to accommodate a growing student body. But with more than 60 years of history established as Manhattan College, the institution decided to retain the name despite the geographic misnomer.
- 17 alumni are members of the prestigious National Academy of Engineering — an impressive number for an institution the size of Manhattan College.
- Alumni include Rudy Giuliani '65, former mayor of New York City; James Patterson '69, best-selling author; and Raymond Kelly '63, former commissioner of the NYPD.
- Manhattan is one of only 182 remaining colleges founded in the United States before the Civil War.

## OF NOTE

- \* Williams scored a season-high 24 points against NIU and has hit for at least 20 against Siena, at Monmouth, at Marist, against Harvard and against St. Francis Brooklyn.
- \* Manhattan held Saint Peter's without a field goal for over 10:21, spanning the end of the first half and the beginning of the second.
- \* Rutgers transfer graduate student **Ibrahima Diallo** made his debut for the program in the win at Marist, scoring four points. He has one more year of eligibility remaining after this season.
- \* The Jaspers topped the century mark at Marist for the first time since hitting triple figures in an 111-84 win over LIU Brooklyn on November 26, 2001 (33rd in program history).
- \* Manhattan, which scored 21 overtime points in the win at Marist, rallied from 13 down in the second half against the Red Foxes while overcoming its second double-digit deficit of the year (St. Francis Brooklyn).
- \* It was also the Jaspers' biggest comeback victory since battling back from a 16-point George Mason second-half lead on November 25, 2015.
- \* In the month of December, Manhattan held teams to 66 points or less five times with the opposition averaging just 64.1 ppg, on 40.4 percent shooting (36.6 percent - 2nd half), including 28.6 percent from long range (.222-2nd).
- \* The Jaspers limited Fairfield to just 18.5 percent (5-of-27) shooting from long range in the teams' first meeting, including 6.7 percent (1-of-15) after halftime in its MAAC-opening win.
- \* Waterman became the 38th member of the program's 1,000 point club with his first-half slam in the 63-61 win over Hofstra.
- \* Despite the loss to Towson, the Jaspers recorded a season-high 12 steals and forced 20 turnovers while scoring 21-straight points that were a direct result of a Tiger miscue.
- \* In the victory over Holy Cross, Manhattan ripped off a 26-8 run that bridged the end of the first half and the beginning of the second into registering a season-high 26 point advantage.
- \* Paulicap had 17 points, on perfect 6-for-6 shooting, and eight rebounds against NIU to cap a solid week at the Gulf Coast Classic, in which he averaged 10.3 ppg, 5.7 rpg and 4.0 bpg over the three-day event.
- \* Against Missouri State, Manhattan scored 12-straight points in the first half en route to a 17-3 run that took 6:13 while turning a six-point deficit into a 27-19 advantage with 5:43 to play until halftime.
- \* The Jaspers defeated Harvard despite trailing with five minutes to play ... A year ago, Manhattan went 1-19 when losing with five to play.
- \* Against the Crimson, Walker Jr. registered all 11 of his markers in the final 5:51 in helping the Jaspers erase a late six-point deficit canning a pair of late free throws to force OT against SBBK.
- \* In the OT win over SFBK, Manhattan scored on four straight possessions in the extra session and 7-of-9 en route in a win that featured 14 lead changes and five ties.

MANHATTAN		The Breakdown		I	O	N	A
68.0	.....	PPG	.....	78.2			
68.9	.....	Opp. PPG	.....	75.2			
.448	.....	FG %	.....	.454			
.436	.....	Opp. FG %	.....	.457			
.389	.....	3-pt FG %	.....	.390			
7.4	.....	3-pt FGM PG	.....	10.4			
.327	.....	Opp. 3-pt FG %	.....	.357			
.691	.....	FT %	.....	.757			
32.1	.....	Rebounding Avg.	.....	34.3			
33.9	.....	Opp. Rebounding Avg.	.....	36.2			
14.2	.....	Assists	.....	16.2			
17.0	.....	Turnovers	.....	12.8			
6.3	.....	Steals	.....	6.6			
3.8	.....	Blocks	.....	3.1			

## 2017-2018 Manhattan record

### Jaspers leading scorer\*:

Rich Williams	.....	4-4
Pauly Paulicap	.....	2-2
Zane Waterman	.....	2-2
Aaron Walker Jr.	.....	1-3
Calvin Crawford	.....	1-0
Zavier Turner	.....	1-0
Thomas Capuano	.....	0-1

### Jaspers leading rebounder\*:

Pauly Paulicap	.....	5-4
Zane Waterman	.....	4-3
Calvin Crawford	.....	1-2
Rich Williams	.....	1-2

## Career Totals

Name	Gms	Pts	Reb	Ast	Stl	Blk
Zavier Turner	110	1268	222	386	93	2
Zane Waterman	112	1117	583	67	66	38
Rich Williams	114	1035	381	139	86	25
Calvin Crawford	104	780	377	75	62	64
Aaron Walker Jr.	53	454	116	92	56	9
Thomas Capuano	84	451	165	129	89	2
Pauly Paulicap	21	206	125	8	5	54
Samson Usilo	30	95	97	10	14	10
Ibrahima Diallo	36	70	86	8	7	18
Patrick Strzala	21	60	13	7	7	0
Nehemiah Mack	20	36	19	23	15	0
Ebube Ebube	15	12	24	8	7	2
Matt Maloney	21	10	6	0	2	1
Jesse Boyce	2	0	1	0	0	0

## Double-Digit Games (points)

	Career	2017-18
Turner	65/110	10/21
Waterman	49/112	9/21
Williams	45/114	14/19
Crawford	34/104	9/21
Walker Jr.	23/53	9/21
Capuano	15/84	3/21
Paulicap	10/21	10/21

## 2017-2018 Led Manhattan In:

**Scoring:** R. Williams (8), Paulicap (4), Walker Jr. (4), Waterman (4), Capuano (1), Crawford (1), Turner (1)

**Rebounding:** Paulicap (9), Waterman (7), Crawford (3), Williams (3)

**Assists:** Turner (14), Williams (6), Waterman (4), Crawford (3), Walker Jr. (3), Ebube (1), Mack (1), Paulicap (1)

**Blocks:** Paulicap (18), Crawford (2), Waterman (2), Ebube (1), Walker Jr. (1), Williams (1)

**Steals:** Walker Jr. (11), Mack (8), Capuano (5), Turner (5), Williams (5), Crawford (4), Waterman (3), Ebube (2), Paulicap (2), Strzala (2)

**Double-Digit Scoring:** R. Williams (14), Paulicap (10), Turner (10), Waterman (9), Crawford (9), Walker Jr. (9), Capuano (2)

**Double-Digit Rebounding:** Waterman (3), Crawford (2), Paulicap (1)

**\* Waterman (1st), Williams (2nd) & Turner (3rd) were all named preseason All-MAAC**



Manhattan 2017-2018 MAAC Team Rankings		
Category	Stat	Rank
Scoring Offense	68.0	11th
Scoring Defense	68.9	2nd
Scoring Margin	- 0.9	5th
Free Throw %	.691	9th
Field Goal %	.448	5th
Field Goal % Def.	.436	3rd
3-Pt Field Goal %	.389	3rd
3-Pt FG % Defense	.327	2nd
3-Pt Made	7.4	9th
Rebounding Offense	32.1	10th
Rebounding Defense	33.9	3rd
Rebounding Margin	- 1.8	t-5th
Defensive Rebounds	22.0	11th
Offensive Rebounds	10.0	5th
Blocked Shots	3.8	2nd
Assists	14.2	5th
Assist/T-over Ratio	0.8	8th
Steals	6.3	4th
Turnover Margin	-1.1	7th

Jaspers Among MAAC Leaders	
<b>Scoring:</b>	
• Rich Williams - 13.5 (14th)	
• Zane Waterman - 10.1 (28th)	
• Pauly Paulicap - 9.8 (29th)	
<b>Rebounding:</b>	
• Zane Waterman - 6.3 (6th)	
• Pauly Paulicap - 6.0 (10th)	
• Calvin Crawford - 5.0 (16th)	
<b>FG %:</b>	
• Pauly Paulicap - .591 (1st)	
<b>Assists:</b>	
• Xavier Turner - 4.0 (7th)	
• Rich Williams - 2.9 (11th)	
<b>FT %:</b>	
• Xavier Turner - .795 (8th)	
<b>3PT-FG %:</b>	
• Rich Williams - .413 (7th)	
• Calvin Crawford - .388 (15th)	
<b>3PT/GM:</b>	
• Rich Williams - 1.7 (14th)	
<b>Steals:</b>	
• Aaron Walker Jr. - 1.3 (9th)	
<b>Offensive Rebounding:</b>	
• Pauly Paulicap - 2.5 (2nd)	
• Zane Waterman - 2.2 (7th)	
<b>Defensive Rebounding:</b>	
• Zane Waterman - 4.0 (10th)	
<b>Blocks:</b>	
• Pauly Paulicap - 2.6 (1st)	
<b>Assist/Turnover Ratio:</b>	
• Xavier Turner - 1.4 (9th)	
<b>Minutes:</b>	
• Rich Williams - 31.6 (17th)	
• Calvin Crawford - 28.0 (25th)	
• Xavier Turner - 27.4 (28th)	
• Zane Waterman - 27.1 (30th)	

MANHATTAN WINS BY CLASS		
1.	1995	94
2.	1996	86
3.	2006	83
	2005	83
5.	2004	82
6.	1994	81
7.	2015	79
	<b>Williams</b>	<b>67</b>
	<b>Seniors</b>	<b>53</b>
	<b>Juniors</b>	<b>33</b>
	<b>Sophomores/Turner</b>	<b>20</b>
	<b>Freshmen/Paulicap/Boyce</b>	<b>10</b>
	<b>Diallo</b>	<b>4</b>

## SCOUTING IONA

The Gaels enter with a 12-8 record, including a 6-2 MAAC ledger, and are a fast-paced squad that is averaging 78.2 ppg while shooting 39.0 percent from deep. Junior Ricky McGill leads the Iona attack with 14.2 ppg, 5.3 apg and 1.5 spg while posting a 1.9 assist/turnover ratio while senior Deyshonne Much (12.4 ppg) and sophomore E.J. Crawford (11.9 ppg) round out the double-figure scorers.

## KEY MATCH-UP: STOP SCHADRAC

Junior Schadrac Casimir is averaging 15.8 ppg over five career games against Manhattan while shooting 59.0 percent (23-of-39) from the floor, including 63.3 percent (14-of-22) from deep, and 100.0 percent (19-of-19) from the line. On the year, he is averaging 8.2 ppg while shooting 46.4 percent from long range.

## GO THE DISTANCE

The Jaspers played nine road/neutral games with the program traveling over 5,800 miles, highlighted by trips to Belfast, Northern Ireland, Oklahoma and Florida while playing nine road/neutral games.

Belfast, Northern Ireland (3,159) | Tulsa, OK (1,355) | Estero, FL (1,283) | Garden City, NY (29) | Newark, NJ (24) | Fordham (3).

## FOR A GOOD CAUSE

Manhattan raised \$1,200 for Hurricane Relief efforts in Puerto Rico during their exhibition game against Sacred Heart.

## FILLING IT UP

Waterman, who earned Third Team All-MAAC honors a year ago, tallied a career-high 35 points in a win over Rider (1/13/17), which was the most by a Jasper since **George Beamon** had 35 in an 84-81 win over Siena on February 13, 2011. All told, Waterman had eight 20-point games last year, including two of at least 30

## TURNER CLASSIC MOVIE

A year ago, Turner led Manhattan in scoring 14.9 ppg (12th MAAC) and with 3.3 apg (10th MAAC) while hitting for at least 20 points 10 times, including on four straight occasions midway through the season. The Ball State transfer scored a game-high 27 points against MAAC Regular Season Champion Monmouth while going over 1,000 for his career before notching his 10th 20-point performance of the year at Siena.

## THE BEST AROUND

The 1993 MAAC Championship squad was recently inducted to the Manhattan College Athletic Hall of Fame.

## THE MASIELLO WAY

Since Masiello took over the program in 2011-2012, Manhattan is 40-10 when registering 10 steals, including 29-7 over the last four years, and 24-12 when forcing at least 20 turnovers.

## NOT TOO SHABBY

Over the last five years, the Jaspers are 53-15 when leading at the half, 31-10 when limiting teams to less than 40 percent shooting and 48-25 when forcing more turnovers than the opposition.

## MASIELLO AT MANHATTAN

Masiello has been a part of four of Manhattan's five MAAC Championships while helping lead the Jaspers to a 195-140 record in 11 seasons (7-HC/4-AC) in Riverdale.

## PRESEASON POLL

Manhattan was slated to finish second in the annual preseason MAAC Coaches Poll with Waterman (1st), Williams (2nd) and Turner (3rd) earning All-League honors.

## INTRIGUING

Masiello was named at one of the "25 Most Intriguing Coaches" in college basketball by *Yahoo* and has twice been named as the *Metropolitan Basketball Writers Association* Coach of the Year (2012 | 2014).

## MEET THE STAFF

Masiello is joined on the bench by **Matt Grady**, **Shawn Finney**, **Brandon Kuhn**, **RaShawn Stores** and **Tyler Wilson**. Grady is in his seventh year as an associate head coach with Finney beginning year two. Kuhn is in his first year as the Strength & Conditioning Assistant/Director of Operations while Stores and Wilson are Special Assistants to Masiello.

## RICHARDS MAKES G-LEAGUE DEBUT

**Shane Richards** recently made the Rio Grande Valley Vipers roster after missing last year due to injury. A year ago, Richards was selected in the Second Round of the NBA G-League Draft by the Erie BayHawks before being traded to the Rio Grande Valley Vipers. He is the second Jasper in the last three years to be drafted by the NBAGL, joining 2014 MAAC Tournament MVP **George Beamon**.

## 112TH SEASON OF JASPERS BASKETBALL

In its 112th season, the Manhattan men's basketball program boasts a 1360-1221 overall record (290-311MAAC). The Jaspers' storied men's basketball team was established in 1904-05 and took a two-year hiatus during the 1943-44 and 1944-45 season due to World War II.

## MANHATTAN OVER THE LAST FIVE YEARS ...

53-15	WHEN LEADING AT THE HALF
52-16	WHEN HOLDING TEAMS TO LESS THAN 70 POINTS
31-10	WHEN HOLDING TEAMS TO LESS THAN 40% SHOOTING
38-23	WHEN WINNING THE BATTLE OF THE BOARDS
35-23	IN FEBRUARY/MARCH
29-7	WHEN RECORDING 10+ STEALS
7-2	DURING MAAC TOURNAMENT PLAY

## UP NEXT

Manhattan will host Marist on Tuesday, January 30 at 7:00 pm.

*\* Steve Masiello is fifth in school history with 112 wins*

# Manhattan By The Numbers - MISC

<b>Manhattan Record:</b>		
Overall.....	10-11	
MAAC Games.....	5-4	
OT Games.....	2-0	
On the road.....	4-5	
At home.....	5-2	
neutral court.....	1-4	
Trailing at the half.....	4-6	
Leading at the half.....	5-4	
Tied at the half.....	1-1	
<b>Jaspers Scoring:</b>		
Less than 50 points.....	0-0	
50-59 points.....	1-3	
60-69 points.....	3-7	
70-79 points.....	3-1	
80-89 points.....	2-0	
90+ points.....	1-0	
<b>Jaspers Defense:</b>		
Less than 50 points.....	0-0	
50-59 points.....	4-1	
60-69 points.....	4-3	
70-79 points.....	1-5	
80-89 points.....	0-2	
90-99 points.....	1-0	
100+ points.....	0-0	
<b>Field Goal Percentage:</b>		
When Jaspers shoot equal or better.....	9-2	
When opponents shoot better.....	1-9	
<b>Jaspers Field Goal Percentage:</b>		
Less than 35.0 %.....	0-0	
35-39.9 %.....	0-3	
40-44.9 %.....	3-5	
45-49.9 %.....	5-3	
50% and up.....	2-0	
<b>Opponents Field Goal Percentage:</b>		
Less than 35.0 %.....	1-0	
35-39.9 %.....	4-1	
40-44.9 %.....	4-4	
45-49.9 %.....	1-2	
50% and up.....	0-4	
<b>From The Charity Stripe</b>		
Less than 70 %.....	7-4	
Above 70 %.....	3-7	
<b>From Downtown:</b>		
Less than 40 %.....	7-7	
Above 40 %.....	3-4	
<b>Opponents From Downtown:</b>		
Less than 40 %.....	8-8	
Above 40 %.....	2-3	

20-Point Scoring Games		
Player	Career	2017-2018
Zavier Turner	17	1
Rich Williams	13	6
Zane Waterman	11	1
Calvin Crawford	5	0
Aaron Walker Jr.	1	0

Double-Digit Rebounding Games		
Player	Career	2017-2018
Zane Waterman	10	3
Rich Williams	4	0
Calvin Crawford	3	2
Pauly Paulicap	1	1

Double-Doubles		
Player	Career	2017-2018
Zane Waterman	5	1
Rich Williams	3	0
Calvin Crawford	3	2
Pauly Paulicap	1	1
Zavier Turner	1	1

<b>Rebounds:</b>	
Jaspers have more.....	5-4
Opponents have more.....	5-7
Tied.....	0-0
<b>Assists:</b>	
Jaspers have more.....	6-3
when opponents have more.....	3-7
when assists are equal.....	1-1
<b>Turnovers:</b>	
Jaspers have more.....	3-8
Opponents have more.....	5-3
Turnovers are tied.....	2-0
<b>With Five Minutes To Go:</b>	
Leading.....	8-4
Trailing.....	2-7
Tied.....	0-0
<b>Day Of The Week:</b>	
Monday (1).....	0-1
Tuesday (3).....	1-1
Wednesday (4).....	2-2
Thursday (3).....	1-0
Friday (5).....	1-2
Saturday (9).....	4-3
Sunday (5).....	1-2
<b>Steals:</b>	
Jaspers have 10+.....	2-2
Jaspers have less than 10.....	8-9
<b>Time of game:</b>	
Before 6:00 pm.....	3-6
6:00 pm or later.....	7-5
<b>Jaspers Last Game:</b>	
Coming off a loss.....	6-4
Coming off a win.....	3-7
<b>Month</b>	
November.....	2-4
December.....	4-3
January.....	4-4
February.....	0-0
March.....	0-0
<b>Games Decided By:</b>	
Less 5 points or less.....	5-3
6-10 points.....	1-3
11-15 points.....	3-5
16-20 points.....	1-0
more than 20 points.....	0-0

## 2017-2018 Manhattan Dunk Tracker

Paulicap (20), Waterman (9), Crawford (3), Walker Jr. (3), Williams (2), Ebube (1)

<b>2017-2018 MAAC Preseason Poll</b>	
1. Iona (9 first-place votes) (116 points)	
2. <b>Manhattan (2 first-place votes) (104 points)</b>	
3. Monmouth (101 points)	
4. Fairfield (85 points)	
5. Niagara (76 points)	
6. Siena (63 points)	
7. Rider (50 points)	
8. Saint Peter's (44 points)	
9. Canisius (42 points)	
10. Marist (26 points)	
11. Quinnipiac (19 points)	
<b>2017-2018 All-MAAC First Team</b>	
<b>Zane Waterman (Manhattan) - Sr.</b>	
Jermaine Crumpton (Canisius) - Sr.	
Tyler Nelson (Fairfield) - Sr.	
Matt Scott (Niagara) - Sr.	
Micah Seaborn (Monmouth) - Jr.	
<b>2017-2018 All-MAAC Second Team</b>	
<b>Rich Williams (Manhattan) - Sr.</b>	
Rickey McGill (Iona) - Jr.	
Deyshonee Much (Iona) - Sr.	
Kahlil Dukes (Niagara) - Sr.	
Nico Clareth (Siena) - Jr.	
<b>2017-2018 All-MAAC Third Team</b>	
<b>Zavier Turner (Manhattan) - Sr.</b>	
Brian Parker (Marist) - Jr.	
Chaise Daniels (Quinnipiac) - Sr.	
Stevie Jordan (Rider) - So.	
Nick Griffin (Saint Peter's) - Sr.	

2017-2018 Free Throws last Five Minutes + OT (10-pt games)		
Williams	14-15	.933
Waterman	17-20	.850
Turner	13-17	.765
Paulicap	5-8	.625
Walker Jr.	9-15	.600
Crawford	3-4	.500
<b>Total</b>	<b>61-79</b>	<b>.772</b>

The Largest ..... for Manhattan (17-18)	
Lead.....	26 vs. Holy Cross (12/1/17)
Deficit.....	25 at No. 22 Seton Hall (12/23/17)
Margin of Victory.....	16 vs. Holy Cross (12/1/17)
Margin of Defeat.....	14 at Tulsa (12/16/17)
Halftime lead.....	16 vs. Holy Cross (12/1/17)
Halftime deficit.....	22 at No. 22 Seton Hall (12/23/17)
Deficit in win.....	13 at Marist (1/2/18)
Halftime deficit in win.....	12 at Marist (1/2/18)
Lead in loss.....	13 against Towson (12/2/17)
Halftime lead in a loss.....	9 against Towson (12/2/17)
Second-half lead.....	26 vs. Holy Cross (12/1/17)

2017-2018 Offensive Fouls - Points Accrued	
Team	Fouls Drawn - Points
vs. St. Francis Brooklyn	3 - 2 points
vs. Harvard	3 - 0 points
against UMKC	5 - 5 points
against MSU	3 - 2 points
against NIU	6 - 2 points
at Fordham	4 - 3 points
against HEC	1 - 0 points
against Towson	3 - 6 points
Morgan State	5 - 7 points
at Tulsa	1 - 2 points
at Hofstra	3 - 1 point
at No. 22 Seton Hall	4 - 3 points
Fairfield	2 - 2 points
at Marist	2 - 2 points
at Monmouth	2 - 4 points
Rider	3 - 2 points
at Fairfield	3 - 4 points
Siena	5 - 2 points
Canisius	2 - 5 points
at Saint Peter's	7 - 6 points
at Niagara	2 - 0 points
<b>Totals</b>	<b>60 - 52 points</b>

2017-2018 Bench Scoring (MC/Opp.)	
Team	
vs. SFBK	28/42
vs. Harvard	14/50
against UMKC	22/22
against MSU	17/20
against NIU	16/16
at Fordham	16/16
against HEC	19/24
against Towson	11/6
Morgan State	23/23
at Tulsa	19/25
at No. 22 Seton Hall	28/8
Fairfield	12/14
at Marist	26/12
at Monmouth	24/19
Rider	15/29
at Fairfield	15/11
Siena	19/15
Canisius	14/14
at Saint Peter's	9/15
at Niagara	29/22
<b>Totals</b>	<b>406/413</b>
<b>Avg.</b>	<b>19.3/19.7</b>

**\* Manhattan is 29-7 over the last five years when notching at least 10 steals**

## 2017-2018 MANHATTAN TOP GAME PERFORMANCES

### Points

24	Rich Williams against NIU (11/22/17)
23	Zane Waterman at Marist (1/2/18)
21	Rich Williams vs. Siena (1/13/18)
21	Rich Williams vs. St. Francis Brooklyn (11/15/17)
20	Zavier Turner at Saint Peter's (1/21/18)
20	Rich Williams at Monmouth (1/5/18)
20	Rich Williams at Marist (1/2/18)
20	Rich Williams vs. Harvard (11/18/17)
19	Pauly Paulicap at Marist (1/2/18)
19	Calvin Crawford vs. Harvard (11/18/17)

### Field Goals Made

10	Rich Williams vs. Siena (1/13/18)
9	Rich Williams against NIU (11/22/17)
9	Rich Williams vs. St. Francis Brooklyn (11/15/17)
9	Rich Williams vs. Morgan State (12/9/17)
8	Pauly Paulicap at Marist (1/2/18)
8	Pauly Paulicap at Tulsa (12/16/17)

### Rebounds

12	Zane Waterman at Marist (1/2/18)
10	Pauly Paulicap vs. Fairfield (12/30/17)
10	Zane Waterman against Towson (12/2/17)
10	Calvin Crawford at Fordham (11/26/17)
10	Calvin Crawford vs. Harvard (11/18/17)
10	Zane Waterman vs. St. Francis Brooklyn (11/15/17)
9	Pauly Paulicap at Niagara (1/24/18)
9	Zane Waterman vs. Rider (1/7/18)
9	Pauly Paulicap at Hofstra (12/20/17)
9	Pauly Paulicap at Tulsa (12/16/17)
9	Calvin Crawford against UMKC (11/20/17)

### Assists

10	Zavier Turner at Saint Peter's (1/21/18)
9	Zavier Turner vs. Rider (1/7/18)
8	Rich Williams vs. Morgan State (12/9/17)
8	Zavier Turner against NIU (11/22/17)
7	Zavier Turner vs. Harvard (11/18/17)
6	Calvin Crawford vs. Morgan State (12/9/17)

### Blocked Shots

6	Pauly Paulicap vs. Canisius (1/19/18)
6	Pauly Paulicap at Hofstra (12/20/17)
5	Pauly Paulicap at Fordham (11/26/17)
5	Pauly Paulicap against Missouri State (11/21/17)
4	Pauly Paulicap at Niagara (1/24/18)
4	Pauly Paulicap against NIU (11/22/17)
3	Pauly Paulicap vs. Siena (1/13/18)
3	Pauly Paulicap at Fairfield (1/11/18)
3	Calvin Crawford vs. Morgan State (12/9/17)
3	Pauly Paulicap against UMKC (11/20/17)

### Free Throws Made

11	Rich Williams at Marist (1/2/18)
10	Zavier Turner at Saint Peter's (1/21/18)
8	Pauly Paulicap at Niagara (1/24/18)
8	Zavier Turner vs. Rider (1/7/18)
8	Zane Waterman at Marist (1/2/18)
7	Zane Waterman at No. 22 Seton Hall (12/23/17)
7	Aaron Walker Jr. at Hofstra (12/20/17)

### Steals

4	Aaron Walker Jr. vs. Siena (1/13/18)
4	Aaron Walker Jr. at Hofstra (12/20/17)
4	Calvin Crawford against Towson (12/2/17)
4	Aaron Walker Jr. vs. St. Francis Brooklyn (11/15/17)

### 3-Point Field Goals Made

5	Thomas Capuano vs. Rider (1/7/18)
5	Rich Williams vs. Harvard (11/18/17)
4	Rich Williams at Saint Peter's (1/21/18)
4	Rich Williams vs. Rider (1/7/18)
4	Zavier Turner at Monmouth (1/5/18)
4	Rich Williams at Monmouth (1/5/18)
4	Zane Waterman against Holy Cross (12/1/17)
4	Rich Williams against NIU (11/22/17)

### Minutes

41	Zane Waterman vs. St. Francis Brooklyn (11/15/17)
40	Zane Waterman against Towson (12/2/17)
39	Zane Waterman at Marist (1/2/18)
38	Rich Williams at Marist (1/2/18)
37	Rich Williams at Hofstra (12/20/17)
37	Calvin Crawford vs. Harvard (11/18/17)

### 2017-2018 MANHATTAN DOUBLE-DOUBLES

Zavier Turner (20 points | 10 assists) at Saint Peter's - Win  
 Zane Waterman (23 points | 12 rebounds) at Marist - Win  
 Pauly Paulicap (16 points | 10 rebounds) vs. Fairfield - Win  
 Calvin Crawford (11 points | 10 rebounds) at Fordham - Loss  
 Calvin Crawford (19 points | 10 rebounds) vs. Harvard - Win

### 2015-2016 MANHATTAN DOUBLE-DOUBLES

Zane Waterman (18 points | 10 rebounds) vs. Iona - Loss  
 Calvin Crawford (15 points | 12 rebounds) at Saint Peter's - Loss  
 Zane Waterman (13 points | 12 rebounds) - at Marist - Win  
 Zane Waterman (19 points | 11 rebounds) - vs. Quinnipiac - Win  
 Rich Williams (19 points | 11 rebounds) - at Canisius - Win  
 Zane Waterman (12 points | 13 rebounds) - at Siena - Win  
 Rich Williams (23 points | 10 rebounds) - at Morgan State - Win  
 Rich Williams (17 points | 11 rebounds) - vs. Columbia - Loss

### 20-Point Games

Zavier Turner - 20 at Saint Peter's (1/21/18)  
 Rich Williams - 21 vs. Siena (1/13/18)  
 Rich Williams - 20 - at Monmouth (1/5/18)  
 Zane Waterman - 23 - at Marist (1/2/18)  
 Rich Williams - 20 - at Marist (1/2/18)  
 Rich Williams - 24 - against NIU (11/22/17)  
 Rich Williams - 20 - vs. Harvard (11/18/17)  
 Rich Williams - 21 vs. St. Francis Brooklyn (11/15/17)

## The Last Time Manhattan...

Scored 100 points in a game: Manhattan won 111-84 at Long Island on November 26, 2001.

Allowed 100 points in a game: Manhattan fell 108-61 to #25/#19 West Virginia on November 28, 2016 at the WVU Coliseum.

Both teams scored 100: On February 27, 1998, the Jaspers battled Fairfield through three overtimes, falling 108-105 at Draddy Gym.

Scored between 90-99: Manhattan defeated Quinnipiac 95-74 at Draddy Gymnasium on February 19, 2017.

Won an overtime game: Manhattan won at Marist 101-96 in overtime at the McCann Center on January 2, 2018.

Lost an overtime game: Manhattan lost at Marist 90-88 in overtime at the McCann Center on January 2, 2017.

Played double overtime: Manhattan lost at Morgan State 85-82 in double overtime at Hill Field House on December 6, 2016.

Played triple overtime: Manhattan defeated Siena 92-87 in triple overtime at Draddy Gymnasium on January 4, 2016.

Won by a single point: Manhattan defeated SFBK 80-79 in overtime at Draddy Gymnasium on November 15, 2017.

Lost by a single point: The Jaspers fell 56-55 on December 2, 2017 to Towson.

Defeated a ranked opponent: On March 16, 1995, the Jaspers topped #17 Oklahoma 77-67.

Defeated the #1 ranked team: On March 11, 1958, Manhattan took down #1 West Virginia 89-84.

Won by 20-29 points: Manhattan defeated Quinnipiac 95-74 at Draddy Gymnasium on February 19, 2017.

Won by 30-39 points: The Jaspers earned a 81-47 victory over Fordham at Draddy Gymnasium on December 7, 2011.

Won by 40+ points: Manhattan cruised to a 94-51 victory at Binghamton on December 30, 2011.

Lost by 20-29 points: Manhattan dropped a 78-49 decision at Fairfield on January 31, 2017.

Lost by 30+ points: Manhattan dropped an 108-61 decision to #25/#19 West Virginia on November 28, 2016 at the WVU Coliseum.

Scored fewer than 50 points: Manhattan dropped a 78-49 decision at Fairfield on January 31, 2017.

Scored fewer than 40 points: Manhattan defeated Fairfield 34-31 on March 1, 2013 at Draddy Gymnasium.

Allowed fewer than 50 points: Manhattan defeated Saint Peter's 65-48 on March 8, 2015 at the Times Union Center.

Allowed fewer than 40 points: Manhattan defeated Marist 60-38 on December 7, 2014 at Draddy Gymnasium.

Allowed fewer than 30 points: The Jaspers defeated NJIT 70-28 on November 10, 2007 in Newark, NJ

Shot over 60% from the field: Manhattan shot 63.5% (33-52) en route to an 81-63 victory over Marist on March 3, 2016.

Shot under 35% from the field: Manhattan shot 29.6 percent (16-of-54) in a 69-50 loss vs. SPU on February 12, 2017.

Shot under 20% in a half: Manhattan went 5-for-28 (17.9%) from the field in the second half of a 69-50 loss vs. SPU on February 12, 2017.

Shot 60% or better from 3-point range: Manhattan shot 66.7% (8-of-12) from long range in an 81-63 win over Marist on March 3, 2016.

Shot over 90% from the free throw line: Manhattan shot 90.9% (20-22) at the free throw line in a 68-57 win at Saint Peter's on January 21, 2018.

Held an opponent under 35% from the field: Manhattan's defense stifled Hofstra into 32.3 % shooting (20-for-62) from the floor in a 63-61 win at Hofstra on December 20, 2017.

Attempted 40+ free throws: Manhattan made 28 of 43 free throws in a 94-81 loss against Winthrop on November 16, 2016.

Connected on 30 free throws: Manhattan made 31-of-39 free throws in an 101-96 ot win at Marist on January 2, 2018.

Grabbed more than 50 rebounds in a game: Manhattan outrebounded Marist 51-39 in a 90-88 loss in Poughkeepsie on January 2, 2017.

Grabbed fewer than 30 rebounds: Manhattan pulled down 27 rebounds in a 68-57 win at Saint Peter's on January 21, 2018.

Dished out 20 or more assists: Manhattan handed out 21 assists on 29 field goals in an 80-66 victory vs. Morgan State on December 9, 2017.

Swiped 20 or more steals: On January 3, 2001, the Jaspers notched 22 steals against Long Island.

2017-2018 Starting Line-Ups					
SFBK (W-80-79) (ot)	Walker Jr.	Capuano	Williams	Crawford	Paulicap
Harvard (W-73-69)	Walker Jr.	Capuano	Williams	Crawford	Paulicap
vs. UMKC (L-63-74)	Walker Jr.	Capuano	Williams	Crawford	Paulicap
vs. Missouri State (L-65-69)	Walker Jr.	Mack	Williams	Crawford	Paulicap
vs. NIU (L-68-70)	Walker Jr.	Mack	Williams	Crawford	Paulicap
at Fordham (L-57-70)	Walker Jr.	Capuano	Williams	Crawford	Paulicap
vs. Holy Cross (W-70-54)	Walker Jr.	Capuano	Waterman	Crawford	Paulicap
vs. Towson (L-55-56)	Walker Jr.	Capuano	Waterman	Crawford	Paulicap
Morgan State (W-80-66)	Walker Jr.	Turner	Williams	Waterman	Paulicap
at Tulsa (L-66-80)	Walker Jr.	Turner	Williams	Waterman	Paulicap
at Hofstra (W-63-61)	Turner	Mack	Williams	Waterman	Paulicap
at No. 22 Seton Hall (L-62-74)	Turner	Mack	Williams	Waterman	Paulicap
Fairfield (W-61-58)	Walker Jr.	Turner	Williams	Waterman	Paulicap
at Marist (W-101-96) (ot)	Turner	Capuano	Williams	Waterman	Paulicap
at Monmouth (L-66-77)	Turner	Capuano	Williams	Waterman	Paulicap
Rider (L-76-82)	Turner	Capuano	Williams	Waterman	Paulicap
at Fairfield (W-59-53)	Turner	Capuano	Williams	Waterman	Paulicap
Siena (W-72-61)	Turner	Capuano	Williams	Waterman	Paulicap
Canisius (L-59-68)	Turner	Capuano	Williams	Waterman	Paulicap
Saint Peter's (W-68-57)	Turner	Capuano	Williams	Waterman	Paulicap
at Niagara (L-63-72)	Turner	Capuano	Williams	Waterman	Paulicap
bold = most recent line-up					



### The last time a Manhattan player...

Scored 50 or more points in a game: **Bob Mealy** recorded 51 points against CCNY during the 1959-1960 season.

Scored 40 or more points in a game: **Luis Flores** exploded for 44 points at Fairfield on January 23, 2003.

Scored 30 or more points in a game: **Zane Waterman** had 30 points on 8-of-14 shooting in a 93-82 loss at Rider on February 22, 2017.

Scored 25 or more points in a game: **Zane Waterman** had 30 points on 8-of-14 shooting in a 93-82 loss at Rider on February 22, 2017.

Collected 30 or more rebounds in a game: **Bill Campion** grabbed 30 boards versus Hofstra during the 1972-73 season.

Collected 20 or more rebounds in a game: **Keith Bullock** pulled down 21 rebounds on December 30, 1992 versus Rutgers.

Collected 15 or more rebounds in a game: **Zane Waterman** grabbed a career-high 15 rebounds in a 62-58 loss to Monmouth on February 10, 2014.

Two players collect 10 or more rebounds in a game: **Samson Usilo** (11) & **Zavier Peart** (10) did so in an 81-72 loss at Quinnipiac on January 7, 2017.

Dished out 15 or more assists in a game: **Tom Courtney** registered 15 assists vs. Columbia during the 1978-1979 season.

Had 10 or more assists in a game: **Zavier Turner** finished with 10 assists in a 68-57 win at Saint Peter's on January 21, 2015.

Blocked nine or more shots in a game: **Rhamel Brown** blocked a school-record matching nine shots at Siena on February 21, 2014.

Blocked five or more shots in a game: **Pauly Paulicap** blocked six shots in an 68-59 loss to Canisius on January 19, 2018.

Had eight or more steals in a game: **Michael Alvarado** tied a program record by recording eight steals in a 73-51 victory over Marist on February 2, 2012 at Draddy Gymnasium.

Had five or more steals in a game: **Thomas Capuano** had six steals in a 69-68 loss to Rider at the MAAC Tourney on March 2, 2017.

Connected on five or more 3-pointers in a game: **Rich Williams** buried five three-pointers in Manhattan's 73-69 win over Harvard on November 18, 2017.

Connected on 15 or more free throws in a game: **Laurence Jolicoeur** shot a perfect 15-for-15 from the free-throw line leading Manhattan to a 72-65 victory at Loyola on February 7, 2009.

Had a triple-double: none

Had five players score in double figures: **Zane Waterman (23)**, **Rich Williams (20)**, **Pauly Paulicap (19)**, **Zavier Turner (12)** and **Aaron Walker Jr. (10)** each scored in double figures in Manhattan's 94-81 loss to Bucknell on January 2, 2018.

Had six players scored in double figures: On December 30, 2011, **George Beamon (19)**, **Liam McCabe-Moran (14)**, **Emmy Andujar (13)**, **Donovan Kates (13)**, **Rhamel Brown (11)** and **Roberto Colonette (10)** scored in double figures in a 94-51 victory at Binghamton.

Had two players post double-doubles: **Ashton Pankey (21 points, 10 rebounds)** and **Emmy Andujar (18 points, 11 rebounds)** each tallied double-doubles in a 79-69 win over Iona on March 9, 2015.

Had a double-double in points and rebounds: **Zane Waterman (23 points, 12 rebounds)** had a double-double in a 101-96 ot win at Marist on January 2, 2018.

Had a double-double in points and assists: **Zavier Turner** recorded 20 points and 10 assists at Saint Peter's on January 21, 2018.

Two players score 20 or more points in a game: **Zane Waterman (23)** and **Rich Williams (20)** each tallied at least 20 points on January 2, 2018 in Manhattan's 101-96 ot victory at Marist.

Three players score 20 or more points in a game: **Zane Waterman (26)**, **Calvin Crawford (22)** and **Aaron Walker Jr. (20)** each tallied a 20 points on February 19, 2017 in Manhattan's 95-74 victory vs. Quinnipiac.

### Manhattan College 1,000-Point Scorers

Name	Years	Games	Points
1. Luis Flores	2001-04	89 games	2,046
2. Keith Bullock	1989-93	120 games	1,992
3. Tim Cain	1981-85	108 games	1,872
4. George Beamon	2009-14	119 games	1,843
5. Durelle Brown	1997-01	112 games	1,634
6. Peter Runge	1986-90	103 games	1,622
7. Steve Grant	1974-78	103 games	1,610
8. Shane Richards	2013-16	129 games	1,472
9. Larry Lembo	1962-65	66 games	1,443
10. Darryl Crawford	2006-10	121 games	1,431
11. Emmy Andujar	2011-15	130 games	1,345
12. George Bucci	1972-75	79 games	1,331
13. John Leonard	1978-82	103 games	1,329
14. Jamal Marshall	1991-95	117 games	1,307
15. Dave Holmes	2000-04	112 games	1,291
John Marren	1967-70	70 games	1,291
17. Brian Mahoney	1968-71	72 games	1,289
18. Ed O'Connor	1951-55	106 games	1,271
19. Jason Hoover	1993-97	115 games	1,250
20. Billy Wheeler	1986-88	57 games	1,238
21. Bob Kelly	1945-49	98 games	1,230
22. Bill Campion	1972-75	74 games	1,223
23. Devon Austin	2005-09	111 games	1,177
24. Rhamel Brown	2010-14	129 games	1,172
25. Michael Alvarado	2010-14	116 games	1,170
26. Gerry Paulson	1954-57	69 games	1,154
27. Russ Williams	1987-92	118 games	1,140
28. Jack Powers	1955-58	74 games	1,139
29. Carey Edwards	1989-94	114 games	1,133
30. Antoine Pearson	2006-10	121 games	1,123
32. Zane Waterman	2014-pres.	112 games	1,117
31. Arturo Dubois	2004-07	90 games	1,111
33. Angelo Lombardo	1954-57	70 games	1,049
33. Ed Lawson	1984-88	113 games	1,049
35. Rich Williams	2013-pres.	114 games	1,035
36. Ron Petro	1960-64	64 games	1,031
37. Bob Mealy	1957-60	60 games	1,028
38. Bill Goodfellow	1965-68	65 games	1,025
39. Martin Baietti	1965-68	59 games	1,005

## ALL-TIME TEAM RECORDS

Most points, one game—119 vs. Wagner - 1970–1971  
Most opponent points, one game—137 by Saint Peter's - 1969–1970  
Largest margin of victory—68 vs. Brooklyn (104-36) - 1953–1954  
Most field goals, one game—52 vs. Saint Peter's - 1963–1964  
Most free throws converted, one game—42 vs. Army - 1958–1959  
Most three-pointers converted, one game—15 vs. Niagara (2/27/94)  
Most three-pointers attempted, one game— 43 vs. Canisius (1/31/00)  
Most three-pointers converted, season—244 - 2011-2012  
Most three-pointers attempted, season—676 - 2011-2012  
Most rebounds, one game—79 vs. Southern Connecticut, 1955–1956  
Most personal fouls, one game — 36 vs. Saint Peter's 1956–1957;  
36 vs. Southern Connecticut, 1963–1964  
Most games won, season—26 - 1994–1995  
Longest win streak—17 - 1930–1931  
Most points, one half—76 vs. Saint Peter's 1969–1970  
Most assists, one game—36 vs. Fairfield 1987–1988  
Most steals, one game—32 vs. Lehman 1987–1988

## ALL-TIME INDIVIDUAL RECORDS

Most points, one game (vs. CCNY) 51 by Bob Mealy, 1959-1960  
Most points, one half (vs. Saint Peter's) 30 by Henry Seawright, 1969-1970  
Most points, season—744 by Luis Flores, 2003-2004  
Most points, career—2,046 by Luis Flores, 2001-2004  
Most rebounds, one game (vs. Hofstra)—30 by Bill Campion, 1972-1973  
Most rebounds, season—419 by Bill Campion, 1973-1974  
Most rebounds, career—1,070 by Bill Campion, 1972-1975  
Most blocked shots, one game—9 by Rhamel Brown (vs. Fordham, 11/26/13)  
Most blocked shots, season—120 by Rhamel Brown, 2013-14  
Most blocked shots, career—367 by Rhamel Brown, 2010-2014  
Most assists, one game (vs. Columbia)—15 by Tom Courtney, 1978–1979  
Most assists, season—176 by Phil Lane, 1999-2000  
Most assists, career—447 by Ed Lawson, 1983-1988  
Most steals, game-  
8 by Steve Boyle, 1985–1986, 1987–1988 (vs. Holy Cross, Lehman);  
8 by Von Damien Green, 2001–2002 (Fordham);  
8 by Michael Alvarado 2011-2012 (Marist)  
Most steals, career—218 by Carey Wilson, 1989–1993  
Most field goals, one game (vs. Adelphi)—20 by Bob Mealy, 1957–1958  
Most three-pointers, one game (vs. Canisius)—9 by Bruce Seals, 1999–2000  
Most three-pointers, season— 92 by Shane Richards 2014-2015  
Most three-pointers, career—312 by Shane Richards, 2012-2016  
Highest three-point percentage, season—45.8% by Charles Dubra, 1988-1989  
Highest three-point percentage, career—41.8% by Charles Dubra, 1988-1992  
Most free throws attempted, one game—27 by Gerry Cahill, 1953–1954  
Most free throws made, one game—17 (of 17) by Luis Flores, 2003–2004  
Most consecutive free throws made—38 by Xavier Turner, 2016-2017  
Most points by an opponent, one game—53 by Tom Schwester, 1969–1970  
Most dunks, season—56 by Stephen Grant, 1977–1978  
Highest scoring average, season—25.7 by Larry Lembo, 1963–1964  
Highest scoring average, career—23.0 by Luis Flores, 2001–2004  
Highest Rebounding average, season—15.5 by Bill Campion, 1973–1974  
Highest Rebounding average, career—14.5 by Bill Campion, 1972–1975  
Highest field goal percentage, season—60.5 by Ed O'Connor, 1954–1955;  
60.5 by Stephen Grant, 1977–1978

## All-Time 100+ Point Games

Points vs. opponent	Score	Year
119 vs. Wagner	119–69	'71–72
118 vs. Saint Peter's	118–95	'63–64
114 vs. Southern Conn.	114–73	'65–66
112 vs. Saint Peter's	112–137	'69–70*
111 vs. Rutgers	111–88	'64–65
111 vs. St. Francis (N.Y)	111–75	'71–72
111 vs. Long Island	111–84	'01–02
110 vs. Seton Hall	110–87	'72–73
109 vs. CCNY	109–67	'59–60
108 vs. Wagner	108–106	'77–78
106 vs. N.Y.U.	106–81	'57–58
106 vs. Lehigh	106–67	'99–00
105 vs. Hartwick	105–62	'54–55
105 vs. Southern Conn.	105–81	'63–64
105 vs. Siena	105–89	'75–76
105 vs. Fairfield	105–108	'87–88
104 vs. Brooklyn	104–36	'53–54**
104 vs. New Hampshire	104–81	'90–91
103 vs. Marist	103–66	'77–78
103 vs. Fordham	103–92	'77–78
103 vs. Wagner	103–64	'94–95
102 vs. Bridgeport	102–53	'58–59
101 vs. Marist	101–96	'17-'18
101 vs. Bridgeport	101–63	'54–55
101 vs. Adelphi	101–84	'65–66
101 vs. Bridgeport	101–93	'66–67
101 vs. Bridgeport	101–89	'68–69
101 vs. Marist	101–65	'72–73
101 vs. Wagner	101–55	'72–73
100 vs. Connecticut	100–86	'56–57
100 vs. Wagner	100–67	'56–57
100 vs. West Virginia	100–101	'73–74
100 vs. Fairfield	100–93	'99–00

\* highest total ever by an opponent

\*\* Manhattan's largest ever margin of victory (68 points)

## ALL-TIME NBA DRAFTEES

Name	Year	Team	Round
Ed O'Connor	1955	Milwaukee	8th
Gerry Paulson	1957	Cincinnati	3rd
Angelo Lombardo	1957	Philadelphia	3rd
Bob Mealy	1960	Philadelphia	3rd
Larry Lembo	1965	New York	6th
Bob Chlupsa	1967	San Diego	13th
Martin Baietti	1968	Atlanta	8th
Grady O'Malley	1969	2Atlanta	19th
John Marren	1970	New York	4th
Brian Mahoney	1971	Cleveland	5th
Richie Garner	1972	New York	10th
Mike Moore	1973	New York	7th
George Bucci	1975	Buffalo	3rd
Bill Campion	1975	Milwaukee	4th
Tom Lockhart	1976	Milwaukee	5th
Ricky Marsh	1977	Golden State	8th
Steve Grant	1978	Atlanta	3rd
Jo-Jo Walters	1979	Washington	8th
John Leonard	1982	New York	10th
Luis Flores	2004	Houston	2nd



# Steve Masiello (112-104; 68-57 MAAC)

## Seventh Year at Manhattan University of Kentucky

### 2x Metropolitan Coach of the Year

**Steve Masiello** is in his seventh year as Head Coach of the Manhattan men's basketball team.

Last year, Masiello became just the fifth coach in school history to win 100 games in the Jaspers' thrilling 70-69 win over Niagara.

Under his guidance in 2016-2017, rising senior Zane Waterman developed into one of the top players in the league and earned All-MAAC Third Team honors, averaging 14.5 points and 7.0 rebounds per game.

During Masiello's tenure with Manhattan, he has experienced unprecedented success while leading the Jaspers to back-to-back MAAC Championships and subsequent trips to the NCAA Tournament.

Masiello, who has also guided Manhattan to three-straight MAAC Title game appearances and two 20-win campaigns, broke ESPN analyst and Jasper Hall of Fame selection Fran Fraschilla's school record for career MAAC Tournament wins with his eighth in Manhattan's 79-69 victory over Iona in the 2015 Championship Game. Additionally, Masiello, who has been a member of the school's last four league titles, has an impressive .692 winning percentage (9-4) during MAAC Tournament play.

In guiding the program to its second-straight MAAC Championship in 2014-2015, the Jaspers capped the season with seven wins over their final nine games and were an impressive 9-4 over the final two months of the season. The strong finish is nothing new for a Masiello-coached squad, as the Riverdale-based institution is 33-17 in the months of February and March over the last four years, including 25-13 since the start of the 2013-2014 campaign.

Leading the charge in Manhattan's run to the 2015 MAAC Championship was Emmy Andujar, who earned First Team All-MAAC accolades after ranking among the top-five in the circuit in scoring, rebounding, field goal percentage, assists and steals. Additionally, Andujar, who also earned MAAC All-Tournament Team honors, graduated as the first player in school history to notch 1,300 points, 750 rebounds, 350 assists and 150 steals.

Far from a one-man team, Masiello also oversaw in the development of Ashton Pankey and RaShawn Stores. Pankey earned Third Team All-MAAC honors before being named as the Most Outstanding Performer at the 2015 MAAC Championships. Stores paced the MAAC in assist/turnover ratio while spearheading a well-rounded Manhattan attack that featured a tenacious defense and a precision offense.

Shane Richards battled injuries to earn MAAC All-Tournament Team honors while becoming the Jaspers' single-season and career three-point leader.

During Masiello's first six years, his teams have continuously ranked among the NCAA's best in defensive categories such as blocks, steals, field goal percentage defense, three-point field goal percentage defense and turnover margin.

His accomplishments have not gone unnoticed on a national level as he was named as one of the "25 Most Intriguing Coaches" in Division I by CBS Sports and as one of the "10 Coaches On The Rise" by the organization.

Three seasons ago, Manhattan went 25-8 and won the 2014 MAAC Championship over Iona by a 71-68 count. It was the Jaspers' first MAAC Title and first 25-win campaign since the 2003-2004 season. For his efforts, Masiello earned the prestigious 2014 Metropolitan Coach of the Year, awarded by the Met Basketball Writers Association.

In the landmark campaign, Rhamel Brown earned his third-straight MAAC Defensive Player of the Year selection while George Beamon collected his second First Team All-MAAC honor with Brown landing on the Third Team.

Long-time ESPN college basketball commentator Dick Vitale has even noted, "Remember this name, Steve Masiello. A young, rising coach doing a great job at Manhattan."

Despite a number of key early-season injuries in 2012-2013, the Jaspers rallied to win eight of their last 11 games down the stretch. Manhattan reached the MAAC Championship game for the first time in nine years, coming up just three points short of reaching the NCAA Tournament in a miraculous run.

After the season, Brown was voted Second Team All-MAAC, Second Team All-Metropolitan and the MAAC Defensive Player of the Year. The accolades continued for the Jaspers as Richards earned MAAC Co-Rookie of the Year honors and was joined by Richards on the All-Rookie Team.

In his first season at Manhattan, the Jaspers enjoyed the biggest turnaround in the nation, posting 21 victories in 2011-2012, a NCAA-best 15-win improvement from the previous season. It went down as the largest turnaround in program history while the 21 wins were the second most wins by a Manhattan first-year head coach, trailing only Fraschilla's 23 set in 1992-1993.

As a result of the Jaspers' marked improvement, Masiello shared Metropolitan Co-Coach of the Year honors with Dan Hurley while leading the Jaspers to their first postseason appearance since 2006. Manhattan advanced to the Second Round of the CollegeInsider.com Tournament (CIT) while registering three All-MAAC selections, including First Team honoree and league scoring champion Beamon.

The Jaspers have also excelled in the classroom under Masiello as his players sport a perfect 100 percent graduation rate. Three players earned both MAAC All-Academic distinction and the prestigious Honors Court recognition by the National Association of Basketball Coaches (NABC) in 2012. It marked the most student-athlete honorees on both award lists out of the 10 MAAC institutions.

Masiello was named Manhattan's 23rd head coach in program history on April 11, 2011. He returned to his native New York after spending six years in the Big East as an assistant at Louisville under Rick Pitino.

Over his six-year tenure with the Cardinals, Masiello helped lead Louisville to a 148-61 (.708) overall record, six straight 20-win seasons and four NCAA Tournament appearances. The Cardinals advanced to the Elite Eight twice (2008 & 2009) during that time while Masiello played a vital role in building Louisville's 2009 Big East Championship team, which won 31 games, including a program record 16 in conference, and entered the NCAA Tournament as the No. 1 overall seed.

One of the nation's most renowned recruiters, Masiello effectively directed the Cardinals' recruiting efforts by signing four Top-20 recruiting classes, which included four McDonald's All-Americans over his time in Louisville. The program's 2008 recruiting class garnered a No. 4 national ranking, featuring 2008 USA Today High School National Player of the Year and future NBA player Samardo Samuels.

Masiello was named one of the nation's Top 25 collegiate assistant coaches according to FoxSports.com (2010) & Rivals.com (2007). He managed Louisville's game preparation and scouting responsibilities for his last three years with the program as the Cardinals amassed a 76-29 (.724) overall record, including a 39-15 (.722) mark in the Big East during this stretch.

Masiello is back in Riverdale for his second coaching tenure at Manhattan. He previously helped lead the Jaspers to three postseason appearances in four years (2001-2005) as an assistant, which included two MAAC Championships and subsequent trips to the NCAA Tournament (2003 & 2004) and one to the NIT (2002). Under his tutelage, Manhattan posted an 83-36 (.697) overall record with Masiello serving a key contributor to the Jaspers' coaching staff.

During that time Masiello also helped Manhattan to arguably one of the finest wins in program history when the Jaspers defeated Florida in the First Round of the 2004 NCAA Tournament. In terms of player development, Masiello helped Luis Flores blossom into a NBA Player.

Prior to Manhattan, Masiello served as the administrative assistant at Tulane under head coach Shawn Finney for one year (2000-2001).

A four-year member of the Wildcats' basketball team, Masiello, played under head coaches Pitino (1996-1997) and Tubby Smith (1997-2000). During his playing career, Kentucky went to the Final Four twice (1997 & 1998), advancing to the National Championship game both times and winning the title in 1998. Masiello was named the Wildcats' co-captain his senior year.

Masiello hails from White Plains, NY, and attended Archbishop Stepinac High School. He completed his final two years at the Harvey School in Katonah, NY, where he helped the basketball program win the New England Prep School Athletic Association Championship.



# @Steve\_Masiello Information

## Masiello's Winning Ways

### As a Head Coach

#### Manhattan College (2011-present)

Season	Record	Finish
2017-2018	10-11	
2016-2017	10-22	MAAC First Round
2015-2016	13-18	MAAC Quarterfinals
<b>2014-2015</b>	<b>19-14</b>	<b>NCAA Tournament First Round</b> <b>MAAC Champs</b>
<b>2013-2014</b>	<b>25-8</b>	<b>NCAA Tournament Second Round</b> <b>MAAC Champs</b>
2012-2013	14-18	MAAC Finalists
2011-2012	21-13	CIT Second Round
<b>Total</b>	<b>112-103</b>	

### As an Assistant coach

#### University of Louisville (2005 – 2011)

Season	Record	Finish
<b>2010-2011</b>	<b>25-10</b>	<b>NCAA Tournament Second Round</b>
<b>2009-2010</b>	<b>20-13</b>	<b>NCAA Tournament Second Round</b>
<b>2008-2009</b>	<b>31-6</b>	<b>NCAA Tournament Elite Eight</b> <b>Big East Champs (Overall #1 Seed)</b>
<b>2007-2008</b>	<b>27-9</b>	<b>NCAA Tournament Elite Eight</b>
<b>2006-2007</b>	<b>24-10</b>	<b>NCAA Tournament Second Round</b>
<b>2005-2006</b>	<b>21-13</b>	<b>NIT Semifinals</b>
<b>Total</b>	<b>148-61</b>	

#### Manhattan College (2001 – 2005)

Season	Record	Finish
<b>2004-2005</b>	<b>15-14</b>	<b>MAAC Second Round</b>
<b>2003-2004</b>	<b>25-6</b>	<b>NCAA Tournament Second Round</b> <b>MAAC Champs</b>
<b>2002-2003</b>	<b>23-7</b>	<b>NCAA Tournament First Round</b> <b>MAAC Champs</b>
<b>2001-2002</b>	<b>20-9</b>	<b>NIT First Round</b>
<b>Total</b>	<b>83-36</b>	

### Playing career

#### University of Kentucky (1996 – 2000)

Season	Record	Finish
<b>1999-2000</b>	<b>23-10</b>	<b>NCAA Tournament Second Round</b>
<b>1998-1999</b>	<b>28-9</b>	<b>NCAA Tournament Elite Eight</b> <b>SEC Champions</b>
<b>1997-1998</b>	<b>35-4</b>	<b>NCAA Tournament Champions</b> <b>SEC Champs</b>
<b>1996-1997</b>	<b>35-5</b>	<b>NCAA Tournament Runner-Up</b> <b>SEC Champs</b>
<b>Total</b>	<b>121-28</b>	

\* From 2010-11 until 2014-2015 the NCAA Play-In Games were officially denoted as the "First Round."

### Quick Hits

- His overall (.519) and MAAC (.544) winning percentages rank second in the league since his arrival in 2011-2012.
- Named as one of the "25 Most Intriguing Coaches" In Division I By *Yahoo*.
- Slated as one of the "10 Coaches On The Rise" in Division I by *CBS Sports*.
- Has participated in the NCAA Tournament in 13 of his full 21 seasons as a player or coach, including being a part of eight conference champions and one National Championship.
- Has been a part of four of Manhattan's five MAAC Championships and five of the Jaspers' 20-win campaigns during his nine full years in Riverdale (Assistant & HC).
- Guided Manhattan to its second-straight MAAC Championship in 2015.
- Led the Jaspers to the 2014 MAAC Title and the second-most wins (25) school history.
- Has guided Manhattan to 112 victories in six-plus seasons, ranking fifth all-time.
- Broke current ESPN analyst **Fran Fraschilla** school-record for MAAC victories with his eighth win in the 2015 MAAC Championship against Iona.
- Has led the Jaspers to three MAAC Championship games and a pair of title wins over Iona.
- Under his guidance, Manhattan had 16 road/neutral wins in 2013-2014, third most in the nation.
- In 2013, guided the Jaspers to their first MAAC championship game since 2004.
- Two-time Metropolitan Writers Association Co-Coach of the Year (2012 | 2014).
- Manhattan had the top turnaround in the nation with a 15-win improvement in 2011-2012 (all at NCAA Division I level), coming off a 6-25 overall record.
- Guided the Jaspers to 21 wins in 2011-2012, the second most for a rookie head coach in the program's 112-year history.
- In his 22-year collegiate career as a player or a coach, has a career record of 475-250, including 354-222 on the sidelines.
- Has accrued One National Title, One National Runner-Up Appearance, Two Final Fours, Six Elite Eight Berths, Eight Conference Championships, 13 NCAA Appearances and 15 20-Win Campaigns.
- Last year, **Zane Waterman** earned All-MAAC Third Team accolades.
- Two years ago, **Shane Richards** earned First Team All-MAAC honors and graduated as one of just five MAAC players with over 300 career three pointers.
- Three seasons ago, **Emmy Andujar** blossomed into a First Team All-MAAC selection after leading the team and ranking among the top-five in the league in scoring, rebounding, assists and steals.
- Joining Andujar with All-MAAC recognition was **Ashton Pankey**, who secured Third Team accolades.
- Pankey also was named the 2015 MAAC Tournament Most Outstanding Player while Andujar & Richards were named to the All-Tournament team.
- He also oversaw the development of three-time MAAC Defensive Player of the Year **Rhameil Brown**, two-time First Team All-MAAC selection and 2014 MAAC MOP **George Beamon** and 2014 Third Team All-MAAC selection **Michael Alvarado**.
- Also has overseen the development of Richards, who was named 2013 MAAC Co-Rookie of the Year and holds the school-record for three pointers in a season and career.
- \* Leaves a chair on the bench for his late father Stephen while his mother Kit attends every game and sits directly behind the bench.





# 2017-2018 MANHATTAN BASKETBALL BOX SCORES

## Game 1 - Manhattan 80 SFBK 79 (ot) (11/15/17)

Official Basketball Box Score -- Game Totals -- Final Statistics  
St. Francis Brooklyn vs Manhattan  
11/15/17 7:03 pm at Riverdale, NY - Draddy Gymnasium

### St. Francis Brooklyn 79 • 0-2

#	Player	Total		3-Ptr		Rebounds		PF	TP	A	TO	Bk	Stl	Min
		FG-FGA	FG-FGA	FT-FTA	FT-FTA	Off	Def							
13	WILLIAMS, Keon	1	1-2	0-0	0-0	2	3	0	0	0	0	0	0	15
33	LASIC, Jagos	1	0-2	0-1	3-4	0	5	5	4	3	1	2	0	3
00	DUNN, Rasheem	9	4-8	1-3	4-6	0	2	2	5	13	1	1	1	20
10	SANABRIA, Glenn	9	4-11	2-8	3-5	1	2	3	2	13	3	1	0	41
14	JORDAN, Jalen	9	2-4	1-3	0-0	0	1	1	4	5	0	2	0	1
02	HAWKINS, Chauncey	9	1-5	0-3	0-0	0	1	1	5	2	0	3	0	0
11	EVANS, Yaradiah	9	2-4	0-0	1	2	3	6	0	2	0	2	0	13
15	NICHOLAS, Josh	9	4-7	3-5	1-3	2	3	5	3	12	6	2	0	0
21	COSIC, Milija	9	4-5	0-0	3-4	1	1	2	4	11	0	2	0	0
23	PORTER, Darelle	9	4-7	0-2	3-4	3	8	11	3	11	2	3	2	5
Team		0		0		0		0		0		0		0
Totals		26-55	10-31	17-27	8	24	32	35	79	13	18	3	13	225

FG % 1st Half: 13.26 50.0% 2nd half: 10.24 41.7% OT: 3-5 60.0% Game: 26-55 47.3% Deadball Rebounds 3.1  
3FG % 1st Half: 8-16 50.0% 2nd half: 1-12 8.3% OT: 1-3 33.3% Game: 10-31 32.3%  
FT % 1st Half: 4-8 50.0% 2nd half: 8-10 80.0% OT: 5-9 55.6% Game: 17-27 63.0%

### Manhattan 80 • 1-0

#	Player	Total		3-Ptr		Rebounds		PF	TP	A	TO	Bk	Stl	Min
		FG-FGA	FG-FGA	FT-FTA	FT-FTA	Off	Def							
14	Crawford, Calvin	1	3-10	1-2	4-6	3	2	5	3	11	2	2	0	0
23	Williams, Rich	1	9-15	1-2	2-3	1	5	6	3	21	0	4	0	0
33	Paulicap, Pauly	1	0-2	0-0	5-6	1	4	5	3	5	1	1	2	0
11	Walker Jr., Aaron	9	2-5	0-0	4-6	0	3	3	1	8	2	5	0	4
22	Capuano, Thomas	9	3-3	0-0	1-3	0	1	1	5	7	1	0	0	1
02	Strzala, Patrick	9	1-3	1-2	0-0	0	1	1	3	0	1	0	0	10
03	Turner, Xavier	9	5-9	0-2	6-8	1	2	3	3	16	2	2	0	1
04	Waterman, Zane	9	3-7	0-1	3-6	2	8	10	4	9	2	0	0	2
24	Ebube, Ebube	9	0-2	0-0	0-0	1	0	1	3	0	2	0	0	0
Team		2		2		4		0		0		0		0
Totals		26-56	3-9	25-38	11	28	39	26	80	12	19	2	9	225

FG % 1st Half: 10-23 43.5% 2nd half: 12-26 46.2% OT: 4-7 57.1% Game: 26-56 46.4% Deadball Rebounds 7  
3FG % 1st Half: 1-3 33.3% 2nd half: 1-4 25.0% OT: 1-2 50.0% Game: 3-9 33.3%  
FT % 1st Half: 13-16 81.3% 2nd half: 8-14 57.1% OT: 4-8 50.0% Game: 25-38 65.8%

Officials: Ron Tyburski, Michael Kitts, Anthony Burris  
Technical fouls: St. Francis Brooklyn-LASIC, Jagos; PORTER, Darelle.  
Manhattan-Crawford, Calvin; Turner, Xavier.  
Attendance: 1018

Score by periods					Points SFBK MAN	In Paint MAN	Off T/O MAN	2nd Chance MAN	Fast Break MAN	Bench MAN
1st	2nd	OT	Total							
38	29	12	79		28	21	10	10	42	42
34	33	13	80		34	16	9	2	28	28

Last FG - SFBK OT-00:02, MAN OT-00:39.  
Largest lead - SFBK by 10 1st-03:21, MAN by 5 OT-02:22.  
SFBK led for 22:57, MAN led for 17:14. Game was tied for 04:49.

Score tied - 12 times.  
Lead changed - 14 times.

## Game 2 - Manhattan 73 Harvard 69 (11/18/17)

Official Basketball Box Score -- Game Totals -- Final Statistics  
Harvard vs Manhattan  
11/18/17 1:02 pm at Riverdale, NY - Draddy Gymnasium

### Harvard 69 • 2-2

#	Player	Total		3-Ptr		Rebounds		PF	TP	A	TO	Bk	Stl	Min
		FG-FGA	FG-FGA	FT-FTA	FT-FTA	Off	Def							
40	Djuricic, Danilo	1	4-7	2-5	0-0	0	2	2	2	10	1	1	0	0
44	Welsh, Henry	1	0-2	0-0	0-0	2	3	5	0	0	1	1	1	0
05	Haskett, Rio	9	3-4	1-2	2-2	0	3	3	2	9	2	1	0	1
22	Juzang, Christian	9	0-0	0-0	0-0	0	0	0	2	0	0	0	0	0
33	Farley, Reed	9	0-5	0-4	0-0	0	0	0	1	0	0	1	0	1
00	Lewis, Chris	9	4-4	0-0	4-4	1	3	4	2	12	0	2	2	1
11	Aiken, Bryce	9	4-13	0-4	4-4	0	1	1	3	12	4	1	0	0
20	Bassey, Justin	9	0-1	0-1	0-0	0	3	3	4	0	2	2	0	0
25	Johnson, Corey	9	3-10	3-9	0-0	2	2	2	9	3	2	0	1	23
31	Towns, Seth	9	5-12	3-5	4-5	0	5	5	2	17	3	2	0	3
35	Baker, Robert	9	0-2	0-0	0-0	1	3	4	1	0	0	0	1	0
Team		1		0		1		0		0		0		0
Totals		23-60	9-30	14-15	5	25	30	21	69	16	13	4	7	200

FG % 1st Half: 10-32 31.3% 2nd half: 13-28 46.4% Game: 23-60 38.3% Deadball Rebounds 0  
3FG % 1st Half: 2-15 13.3% 2nd half: 7-15 46.7% Game: 9-30 30.0%  
FT % 1st Half: 3-4 75.0% 2nd half: 11-11 100.0% Game: 14-15 93.3%

### Manhattan 73 • 2-0

#	Player	Total		3-Ptr		Rebounds		PF	TP	A	TO	Bk	Stl	Min
		FG-FGA	FG-FGA	FT-FTA	FT-FTA	Off	Def							
14	Crawford, Calvin	1	7-12	3-4	2-2	2	8	10	3	19	3	1	0	0
33	Paulicap, Pauly	1	3-6	0-0	1-1	1	5	6	2	7	0	4	1	1
11	Walker Jr., Aaron	9	3-6	2-3	3-4	0	1	1	11	3	1	0	1	23
22	Capuano, Thomas	9	1-2	0-0	0-0	0	0	0	1	2	0	2	0	0
23	Williams, Rich	9	7-13	5-6	1-2	0	4	4	4	20	1	3	0	1
02	Strzala, Patrick	9	0-1	0-1	0-0	0	1	1	0	0	0	0	0	0
03	Turner, Xavier	9	2-5	0-1	3-6	0	4	4	3	7	3	0	0	2
04	Waterman, Zane	9	2-5	0-1	3-4	1	3	4	3	4	2	0	0	21
10	Mack, Nehemiah	9	0-1	0-1	0-0	2	2	0	0	1	0	0	0	0
24	Ebube, Ebube	9	0-0	0-0	0-0	0	0	0	0	0	1	0	0	0
Team		1		4		5		0		0		0		0
Totals		25-51	10-17	13-19	5	32	37	17	73	16	18	1	5	200

FG % 1st Half: 16-28 57.1% 2nd half: 9-23 39.1% Game: 25-51 49.0% Deadball Rebounds 2  
3FG % 1st Half: 6-7 85.7% 2nd half: 4-10 40.0% Game: 10-17 58.8%  
FT % 1st Half: 2-5 40.0% 2nd half: 11-14 78.6% Game: 13-19 68.4%

Officials: Ray Perone, Phil Sallustio Jr., Kevin Ferguson  
Technical fouls: Harvard-None, Manhattan-None.  
Attendance: 1250

Score by periods					Points HARV MAN	In Paint MAN	Off T/O MAN	2nd Chance MAN	Fast Break MAN	Bench MAN
1st	2nd	OT	Total							
25	44		69		20	13	3	12	50	50
40	33		73		26	13	5	0	14	14

Last FG - HARV 2nd-01:03, MAN 2nd-01:52.  
Largest lead - HARV by 6 2nd-06:11, MAN by 18 1st-01:17.  
HARV led for 06:04, MAN led for 29:09. Game was tied for 04:47.

Score tied - 5 times.  
Lead changed - 5 times.

## Game 3 - UMKC 74 Manhattan 63 (11/20/17)

Official Basketball Box Score -- Game Totals -- Final Statistics  
Manhattan vs UMKC  
11/20/17 11:00 am at Estero, FL - Germain Arena

### Manhattan 63 • 2-1

#	Player	Total		3-Ptr		Rebounds		PF	TP	A	TO	Bk	Stl	Min
		FG-FGA	FG-FGA	FT-FTA	FT-FTA	Off	Def							
11	Walker Jr., Aaron	1	4-11	1-4	5-7	2	0	2	3	14	1	1	0	2
14	Crawford, Calvin	1	2-6	0-3	3-4	2	7	9	2	7	2	1	1	0
22	Capuano, Thomas	9	2-4	0-1	0-0	1	0	1	5	4	0	0	0	0
23	Williams, Rich	9	5-10	0-4	0-0	2	4	6	4	10	0	2	0	0
33	Paulicap, Pauly	9	2-5	0-0	2-4	3	3	6	4	6	0	0	3	0
02	Strzala, Patrick	9	2-2	2-2	0-0	0	1	1	0	6	1	0	0	0
03	Turner, Xavier	9	2-6	0-0	6-8	1	3	3	10	3	7	0	3	26
04	Waterman, Zane	9	2-6	0-3	1-1	1	4	5	2	5	3	0	0	0
10	Mack, Nehemiah	9	0-3	0-3	1-2	0	1	1	2	1	0	2	0	0
Team		1		0		1		0		0		0		0
Totals		21-53	3-20	18-26	13	22	35	25	63	10	16	4	5	200

FG % 1st Half: 11-23 47.8% 2nd half: 10-30 33.3% Game: 21-53 39.6% Deadball Rebounds 6  
3FG % 1st Half: 0-5 0.0% 2nd half: 3-15 20.0% Game: 3-20 15.0%  
FT % 1st Half: 3-5 60.0% 2nd half: 15-21 71.4% Game: 18-26 69.2%

### UMKC 74 • 2-3

#	Player	Total			3-Ptr		Rebounds		PF	TP	A	TO	Bk	Stl	Min
		FG-FGA	FG-FGA	FT-FTA	Off	Def	Total								
02	Isaiah Ross	1	2-7	1-4	2-2	1	1	2	5	7	2	2	0	1	25
03	Brandon McKissic	1	1-3	0-0	0-0	1	0	1	5	2	0	1	0	1	22
05	Jordan Giles	1	1-1	0-1	3-6	0	0	0	4	9	0	2	0	0	21
10	Broderick Robinson	1	7-12	5-8	7-8	0	5	3	26	5	4	1	0	0	39
30	Aleer Leek	1	3-7	1-1	1-2	0	3	4	8	0	0	2	3	27	37
31	Kawhi Leonard	1	1-2	1-2	5-6	3	2	8	4	4	0	0	0	0	31
01	Marco Smith	1	1-1	0-0	1-2	0	1	1	2	3	0	0	0	0	9
15	Marco Knar	3	4-4	1-2	2-3	0	4	0	0	9	1	1	0	0	10
33	Marvin Nesbitt Jr.	1	1-2	0-0	0-0	1	4	5	2	2	1	1	0	0	12
	Team					4									
Totals		22-47	9-18	21-29	7	21	28	27	74	13	12	3	6	20	

# 2017-2018 MANHATTAN BASKETBALL BOX SCORES

## Game 5 - NIU 70 Manhattan 68 (11/22/17)

## Game 6 - Fordham 70 Manhattan 57 (11/26/17)

### Official Basketball Box Score -- Game Totals -- Final Statistics

#### Northern Illinois vs Manhattan 11/22/17 11:00 am at Estero, FL - Germain Arena

##### Northern Illinois 70 • 3-2

#	Player	Total		3-Pr		Rebounds		PF	TP	A	TO	Bk	Stl	Min
		FG-FGA	FT-FTA	FG-FGA	FT-FTA	Off	Def							
00	Dante Thorpe	3-4	0-0	4-4	2-2	4	10	5	2	0	1	28		
04	Lacey James	0-0	0-0	0	1	0	1	4	0	0	0	0	8	
05	Justin Thomas	1-4	0-1	2-3	0	2	2	2	4	3	2	0	0	28
10	Eugene German	7-16	2-4	2-4	1	6	7	1	18	2	3	1	0	34
42	Levi Bradley	9-17	0-2	4-4	1	3	4	1	22	1	0	0	0	35
02	Gaige Daow	1-3	0-0	0-0	2	3	5	4	2	1	2	0	0	17
11	Noah Mccarty	2-6	1-3	0-0	2	2	4	1	5	1	2	0	2	26
12	A. Demogerontas	2-3	0-0	0-0	0	1	1	0	4	1	0	0	0	12
20	Jon Siu	1-1	1-1	0-0	0	0	0	0	3	1	0	0	0	2
22	Rod Henry-Hayes	0-1	0-1	0-0	0	1	1	1	0	0	0	0	0	4
33	Andrew Zelis	0-0	0-0	0-0	0	0	0	1	0	0	1	0	0	4
33	Owen Hamilton	1-1	0-0	0-0	0	0	0	1	2	0	1	0	0	4
Team						3	2	5			1			
Totals		27-56	4-12	12-15	12	22	34	20	70	15	14	1	4	200
FG % 1st Half: 17-30		56.7%	2nd half: 10-26	38.5%	Game: 27-56	48.2%	Deadball		Rebounds					
3FG % 1st Half: 4-7		57.1%	2nd half: 0-5	0.0%	Game: 4-12	33.3%								
FT % 1st Half: 5-6		83.3%	2nd half: 7-9	77.8%	Game: 12-15	80.0%								

##### Manhattan 68 • 2-3

#	Player	Total		3-Pr		Rebounds		PF	TP	A	TO	Bk	Stl	Min
		FG-FGA	FT-FTA	FG-FGA	FT-FTA	Off	Def							
10	Mack, Nehemiah	0-0	0-0	0	1	0	1	1	0	2	0	0	0	6
11	Walker Jr., Aaron	0-1	0-1	0-0	0	1	1	1	0	1	1	0	1	15
14	Crawford, Calvin	4-12	2-7	1-1	1	4	5	3	11	2	1	0	0	32
23	Williams, Rich	9-15	4-6	2-2	0	3	3	1	24	3	0	0	0	35
33	Paulicap, Pauly	6-6	0-0	5-10	3	5	8	4	17	2	3	4	0	30
02	Strzala, Patrick	1-2	1-2	0-0	0	0	0	1	3	0	0	0	0	5
03	Turner, Xavier	2-5	1-2	0-0	1	2	3	1	5	8	3	0	1	32
04	Waterman, Zane	1-6	0-5	0-0	1	2	3	2	0	2	1	0	0	19
22	Capuano, Thomas	2-5	2-5	0-1	0	1	1	1	6	1	1	0	1	26
Team						2	2	4						
Totals		25-52	10-28	8-14	9	20	29	15	68	19	11	5	3	200
FG % 1st Half: 13-26		50.0%	2nd half: 12-26	46.2%	Game: 25-52	48.1%	Deadball		Rebounds					
3FG % 1st Half: 6-15		40.0%	2nd half: 4-13	30.8%	Game: 10-28	35.7%								
FT % 1st Half: 4-8		50.0%	2nd half: 4-6	66.7%	Game: 8-14	57.1%								

Officials: Brett Hampton, Tony Greene, Tim Ebersole  
Technical fouls: Northern Illinois-None, Manhattan-None.  
Attendance: 868

Score by periods	1st	2nd	Total
Northern Illinois	43	27	70
Manhattan	36	32	68

Last FG - NIU 2nd-00:15, MAN 2nd-01:31.  
Largest lead - NIU by 10 1st-07:38, MAN by 3 1st-18:08.  
NIU led for 31:21, MAN led for 02:28. Game was tied for 05:57.

Points In Off 2nd Fast  
Point T/O Chance Break Bench  
NIU 34 23 12 12 16  
MAN 28 11 14 5 16

Score tied - 9 times.  
Lead changed - 7 times.

### Official Basketball Box Score -- Game Totals -- Final Statistics

#### Manhattan vs Fordham 11/26/17 2:00 pm at Bronx, NY - Rose Hill Gym

##### Manhattan 57 • 2-4

#	Player	Total		3-Pr		Rebounds		PF	TP	A	TO	Bk	Stl	Min
		FG-FGA	FT-FTA	FG-FGA	FT-FTA	Off	Def							
14	Crawford, Calvin	5-13	1-1	0-0	4	6	10	1	11	0	3	1	0	31
23	Williams, Rich	4-8	3-4	1-2	1	1	2	1	12	5	4	0	1	32
33	Paulicap, Pauly	3-4	0-0	1-4	2	2	4	3	7	0	3	5	0	19
11	Walker Jr., Aaron	0-2	0-1	0-0	0	0	0	2	0	4	0	0	0	11
22	Capuano, Thomas	5-7	1-2	0-1	0	2	2	1	11	1	3	0	2	34
02	Strzala, Patrick	0-2	0-2	0-0	0	1	1	0	2	1	0	0	0	10
03	Turner, Xavier	1-2	1-2	0-0	0	2	2	3	2	3	0	1	0	17
04	Waterman, Zane	4-8	0-2	3-5	4	3	7	0	11	1	3	0	0	29
10	Mack, Nehemiah	1-3	0-0	0-0	0	1	1	0	2	5	1	0	2	17
Team						1	2	3						
Totals		23-49	6-16	5-12	12	20	32	10	57	16	25	6	5	200
FG % 1st Half: 9-22		40.9%	2nd half: 14-27	51.9%	Game: 23-49	46.9%	Deadball		Rebounds					
3FG % 1st Half: 4-9		44.4%	2nd half: 2-7	28.6%	Game: 6-16	37.5%								
FT % 1st Half: 1-2		50.0%	2nd half: 4-10	40.0%	Game: 5-12	41.7%								

##### Fordham 70 • 2-3

#	Player	Total		3-Pr		Rebounds		PF	TP	A	TO	Bk	Stl	Min
		FG-FGA	FT-FTA	FG-FGA	FT-FTA	Off	Def							
20	RAUT, Ivan	6-12	2-5	0-0	0	0	0	1	14	1	3	0	1	32
21	BUNTING, Jesse	6-8	0-0	0	3	3	6	2	12	1	1	0	0	22
0	TAVARES, Will	8-17	2-3	1-2	3	1	4	2	19	3	3	1	5	38
05	EVANS, Tre	2-5	0-0	0	0	2	2	1	4	6	2	0	2	22
16	CHARTOURY, Joseph	1-2	0-4	0-0	0	0	0	1	1	0	0	0	0	33
05	HAVSA, Cavit	0-1	0-1	0-0	0	0	0	1	4	1	0	0	1	13
23	HICKS, Perris	6-6	3-3	0-0	0	2	2	3	15	3	1	0	0	26
33	PEKAREK, David	0-3	0-1	1-2	1	2	2	1	1	1	1	0	0	14
Team						2	3	5						
Totals		30-59	7-16	3-6	10	17	27	13	70	23	15	2	17	200
FG % 1st Half: 13-28		46.4%	2nd half: 17-31	54.8%	Game: 30-59	50.8%	Deadball		Rebounds					
3FG % 1st Half: 4-10		40.0%	2nd half: 3-6	50.0%	Game: 7-16	43.8%								
FT % 1st Half: 1-2		50.0%	2nd half: 2-4	50.0%	Game: 3-6	50.0%								

Officials: Pat Driscoll, Ed Corbett, Ron Groover  
Technical fouls: Manhattan-None, Fordham-TEAM.  
Attendance: 1823

Score by periods	1st	2nd	Total
Manhattan	23	34	57
Fordham	31	39	70

Last FG - MAN 2nd-00:08, FOR 2nd-02:09.  
Largest lead - MAN None, FOR by 19 2nd-09:15.  
MAN led for 00:00, FOR led for 39:43. Game was tied for 00:17.

Points In Off 2nd Fast  
Point T/O Chance Break Bench  
MAN 28 17 10 4 16  
FOR 38 24 16 16 16

Score tied - 0 times.  
Lead changed - 0 times.

## Game 7 - Manhattan 70 Holy Cross 54 (12/1/17)

### Official Basketball Box Score -- Game Totals -- Final Statistics

#### Holy Cross vs Manhattan 12/01/17 11:30 am at Belfast, Northern Ireland - SSE Arena

##### Holy Cross 54 • 2-4

#	Player	Total		3-Pr		Rebounds		PF	TP	A	TO	Bk	Stl	Min
		FG-FGA	FT-FTA	FG-FGA	FT-FTA	Off	Def							
01	Charles, Karl	1-3	0-1	0-1	1	0	1	3	2	2	2	0	0	21
20	Floyd, Jehyeh	0-0	0-0	0	1	2	3	8	1	1	0	0	0	30
21	Grandison, Jacob	1-5	1-2	2-3	1	2	3	2	5	2	1	0	0	16
00	Green, Caleb	5-11	1-4	0-0	1	2	3	1	11	1	3	0	2	37
10	Benzan, Patrick	2-4	0-0	0-0	2	2	4	2	4	3	3	0	0	34
02	Copeland, Kyle	1-2	0-1	0-0	0	0	0	0	2	0	0	0	0	1
04	Butler, Austin	0-1	0-0	0	1	0	1	2	0	0	1	0	1	11
05	Niego, Connor	2-5	2-3	0-0	0	0	3	0	6	0	1	0	0	19
12	Le Sann, Clayton	0-0	0-0	0-0	0	0	0	0	0	0	0	0	0	2
15	Faw, Matt	2-4	0-1	3-3	1	0	1	2	7	0	1	0	0	13
31	Zignorski, Matt	4-7	1-4	0-0	0	1	1	2	9	2	1	0	1	16
Team						2	2	4						
Totals		22-49	5-16	5-7	10	14	24	17	54	11	16	0	3	200
FG % 1st Half: 10-23		43.5%	2nd half: 12-26	46.2%	Game: 22-49	44.9%	Deadball		Rebounds					
3FG % 1st Half: 1-7		14.3%	2nd half: 4-9	44.4%	Game: 5-16	31.3%								
FT % 1st Half: 2-3		66.7%	2nd half: 3-4	75.0%	Game: 5-7	71.4%								

##### Manhattan 70 •

# 2017-2018 MANHATTAN BASKETBALL BOX SCORES

## Game 9 - Manhattan 80 Morgan State 66 (12/9/17)

Official Basketball Box Score -- Game Totals -- Final Statistics  
Morgan State vs Manhattan  
12/09/17 7:02 pm at Riverdale, NY - Draddy Gymnasium

### Morgan State 66 • 4-6

#	Player		Total		3-Ptr		Rebounds		PF	TP	A	T	Bk	Stl	Min
			FG-FGA	FG-FGA	FT-FTA	Off	Def	Tot							
22	CARR, Phillip	r	1	0-5	0-0	6-8	2	4	6	3	6	1	3	0	26
34	STALEY, Elijah	1	3-4	0-0	0-0	0-0	2	0	2	2	6	0	2	0	10
00	DAVIS, Stanley	g	1-3	0-1	1-2	0-0	0	0	4	3	0	2	0	1	22
00	MCCRAY-PACE, LaPri	g	4-13	1-2	3-6	2	1	3	3	12	0	2	0	3	29
02	CAMERON, Martez	g	6-16	1-3	3-5	1	3	4	1	16	2	2	0	1	39
03	SYKES, Azariah	g	2-2	0-0	1-4	6	7	13	4	5	2	1	0	1	31
10	GILLESPIE, Antonio	g	4-6	3-5	0-0	1	0	1	4	11	2	1	0	0	16
12	ENNIS, Alex	g	0-0	0-0	0-0	0	0	0	0	0	0	0	0	0	4
23	GRACEY, Khalil	g	2-4	1-1	0-0	1	0	1	1	5	1	1	0	2	8
32	SYFAX, David	g	0-5	0-1	2-2	0	4	4	3	2	2	3	2	2	15
Team						1	1	2							
Totals			22-58	6-13	16-27	16	20	36	25	66	10	18	2	0	200

FG % 1st Half: 11-25 44.0% 2nd half: 11-33 33.3% Game: 22-58 37.9% Deadball Rebounds 4  
3FG % 1st Half: 3-5 60.0% 2nd half: 3-8 37.5% Game: 6-13 46.2%  
FT % 1st Half: 7-12 58.3% 2nd half: 9-15 60.0% Game: 16-27 59.3%

### Manhattan 80 • 4-5

#	Player	Total		3-Ptr		Rebounds		PF	TP	A	T	Bk	Stl	Min	
		FG-FGA	FG-FGA	FT-FTA	Off	Def	Tot								
04	Waterman, Zane	f	6-9	0-2	0-1	3	5	8	2	12	0	4	1	0	23
33	Paulicap, Pauly		3-4	0-0	1-2	1	2	3	4	7	0	0	2	0	17
03	Turner, Xavier	g	4-7	3-6	2-2	1	5	6	2	13	3	3	0	1	26
11	Walker Jr., Aaron	g	3-6	1-3	2-5	0	4	4	3	9	1	2	0	1	25
23	Williams, Rich	g	7-13	1-4	1-3	0	4	4	2	16	8	1	0	1	28
02	Strzala, Patrick		3-6	3-5	0-0	0	0	0	2	9	0	0	0	1	11
05	Boyce, Jesse		0-0	0-0	0-0	0	0	0	0	0	0	0	0	0	1
10	Mack, Nehemiah		0-1	0-0	1-2	2	1	3	3	1	1	1	0	0	11
14	Crawford, Calvin		2-7	1-3	3-4	1	3	4	4	8	6	3	3	0	25
21	Maloney, Matt		0-0	0-0	0-0	0	0	0	0	0	0	0	0	0	1
22	Capuano, Thomas		0-0	0-0	2-2	0	0	0	0	2	2	1	1	1	17
24	Ebube, Ebube		1-1	0-0	1-4	3	3	6	2	3	0	3	1	1	14
44	Varoli, David		0-0	0-0	0-0	0	0	0	0	0	0	0	0	0	1
Team						0	0	0							
Totals			29-54	9-23	13-25	11	27	38	24	80	21	18	8	6	200

FG % 1st Half: 15-28 53.6% 2nd half: 14-26 53.8% Game: 29-54 53.7% Deadball Rebounds 6  
3FG % 1st Half: 7-14 50.0% 2nd half: 2-9 22.2% Game: 9-23 39.1%  
FT % 1st Half: 9-12 75.0% 2nd half: 4-13 30.8% Game: 13-25 52.0%

Officials: Marek Drabinski, Mike Kelly, Adam Vandenberg  
Technical fouls: Morgan State-None. Manhattan-None.  
Attendance: 952

Score by periods	1st	2nd	Total
Morgan State	32	34	66
Manhattan	46	34	80

Last FG - MSUM 2nd 00:35, MAN 2nd 02:41.  
Largest lead - MSUM None, MAN by 21 2nd 05:18.  
MSUM led for 00:00, MAN led for 39:34. Game was tied for 00:26.

Score tied - 0 times.  
Lead changed - 0 times.

## Game 11 - Manhattan 63 Hofstra 61 (12/20/17)

Official Basketball Box Score -- Game Totals -- Final Statistics  
Manhattan vs Hofstra  
12/20/17 7:00 pm at Garden City, NY - CSR - Adelphi

### Manhattan 63 • 5-6

#	Player	Total		3-Ptr		Rebounds		PF	TP	A	T	Bk	Stl	Min	
		FG-FGA	FG-FGA	FT-FTA	Off	Def	Tot								
04	Waterman, Zane	1	2-5	0-1	2-6	1	6	7	4	6	0	1	0	22	
10	Mack, Nehemiah	1	0-1	0-0	0-0	0	1	1	1	0	0	1	0	10	
33	Paulicap, Pauly	1	1-3	0-0	4-7	5	5	9	4	6	0	1	0	15	
03	Turner, Xavier	g	4-8	0-2	5-6	0	3	3	2	13	0	1	0	28	
23	Williams, Rich	g	4-11	0-2	0-0	0	4	4	1	8	3	2	0	37	
02	Strzala, Patrick	g	0-0	0-0	0-0	0	0	0	0	0	0	1	0	5	
11	Walker Jr., Aaron	g	4-9	2-3	7-13	0	0	0	3	17	3	2	0	4	25
14	Crawford, Calvin	g	2-6	1-1	4-4	0	6	6	2	9	3	6	0	0	34
22	Capuano, Thomas	g	2-2	0-0	0-0	0	1	1	4	4	0	1	0	0	15
24	Ebube, Ebube	g	0-0	0-0	0-0	0	2	2	2	0	0	0	0	1	7
Team						0	2	2							
Totals			19-45	3-9	22-36	5	30	35	23	63	9	16	6	7	200

FG % 1st Half: 10-21 47.6% 2nd half: 9-24 37.5% Game: 19-45 42.2% Deadball Rebounds 8  
3FG % 1st Half: 3-5 60.0% 2nd half: 0-4 0.0% Game: 3-9 33.3%  
FT % 1st Half: 10-12 83.3% 2nd half: 12-24 50.0% Game: 22-36 61.1%

### Hofstra 61 • 7-4

#	Player	Total		3-Ptr		Rebounds		PF	TP	A	T	Bk	Stl	Min	
		FG-FGA	FG-FGA	FT-FTA	Off	Def									
12	Angus III, Joel	f	2-4	0-0	0-0	0	4	4	0	4	0	0	0	2	17
11	Gustys, Rokas	g	5-8	0-0	0-2	5	8	13	4	10	2	2	0	1	33
02	Wormley, Kenny	g	1-6	0-1	2-2	0	1	1	5	4	3	1	0	0	26
03	Wright-Foreman, J	g	6-19	1-6	9-10	1	3	4	3	22	1	4	0	0	38
05	Pemberton, Eli	g	2-8	1-2	6-9	2	6	8	3	11	2	4	0	0	30
01	Radovic, Marija	g	0-0	0-0	0-0	0	0	0	1	0	0	0	0	0	0
04	Buie, Desure	g	1-4	0-1	1-1	0	1	1	3	3	2	4	0	1	21
15	Trueheart, Stafford	g	1-2	0-0	0-0	1	2	3	3	2	0	0	0	0	9
20	Ray, Jalen	g	1-6	1-4	0-0	2	1	3	4	3	2	0	0	1	20
33	Sabety, Hunter	g	1-5	0-0	0-2	2	0	2	2	2	0	0	0	0	6
Team						2	1	3							
Totals			20-62	3-14	18-26	15	27	42	28	61	12	15	0	5	200

FG % 1st Half: 9-26 34.6% 2nd half: 11-36 30.6% Game: 20-62 32.3% Deadball Rebounds 5  
3FG % 1st Half: 1-6 16.7% 2nd half: 2-8 25.0% Game: 3-9 33.3%  
FT % 1st Half: 8-11 72.7% 2nd half: 10-15 66.7% Game: 18-26 69.2%

Officials: Dwayne Gladden (R), Kenneth Clark (U) and Sean Hull (U)  
Technical fouls: Manhattan-Walker Jr., Aaron. Hofstra-None.  
Attendance: 1019  
Game played at Adelphi University

Score by periods	1st	2nd	Total
Manhattan	33	30	63
Hofstra	27	34	61

Last FG - MAN 2nd 01:39, HOFSTRA 2nd 00:40.  
Largest lead - MAN by 10 1st 05:57, HOFSTRA by 3 2nd 14:37.  
MAN led for 28:28, HOFSTRA led for 07:09. Game was tied for 04:22.

Score tied - 4 times.  
Lead changed - 9 times.

## Game 10 - Tulsa 80 Manhattan 66 (12/16/17)

Official Basketball Box Score -- Game Totals -- Final Statistics  
Manhattan vs Tulsa  
12/16/17 6:02 pm at Tulsa, OK - Donald W. Reynolds Center

### Manhattan 66 • 4-6

#	Player		Total		3-Ptr		Rebounds		PF	TP	A	T	Bk	Stl	Min	
			FG	FGA	FT	FTA	Off	Def								Tot
04	Waterman, Zane	f	7-10	1-2	2-5	3	5	8	5	17	1	0	0	0	21	
33	Paulicap, Pauly		8-10	0-0	0	4	5	9	5	16	0	2	2	0	27	
03	Turner, Xavier	g	2-8	2-3	2-2	0	0	0	3	8	5	1	0	1	26	
11	Walker Jr., Aaron	g	1-3	0-2	0-0	1	1	2	4	2	2	1	1	0	22	
23	Williams, Rich	g	1-8	0-4	2-4	1	1	2	3	4	2	4	0	1	27	
02	Strzala, Patrick		1-4	1-3	0-0	0	1	1	1	3	0	0	0	0	13	
10	Mack, Nehemiah		0-1	0-1	0-0	0	1	1	3	0	1	1	0	2	8	
14	Crawford, Calvin		3-9	2-3	0-0	1	2	3	1	8	0	4	0	0	32	
22	Capuano, Thomas		3-5	2-2	0-0	1	1	2	1	8	1	1	0	0	24	
Team						0	1	1								
Totals				26-58	8-20	6-11	11	18	29	26	66	12	14	3	4	200

FG % 1st Half: 11-29 37.9% 2nd half: 15-29 51.7% Game: 26-58 44.8% Deadball Rebounds 4  
3FG % 1st Half: 4-12 33.3% 2nd half: 4-8 50.0% Game: 8-20 40.0%  
FT % 1st Half: 2-3 66.7% 2nd half: 4-8 50.0% Game: 6-11 54.5%

### Tulsa 80 • 7-4

#	Player	Total		3-Ptr		Rebounds		PF	TP	A	T	Bk	Stl	Min	
		FG	FGA	FG	FGA	FT	FTA								Off
00	ETOU, Junior	1	9-12	0-0	6-8	1	3	4	2	24	2	1	2	1	33
01	IGBANU, Martins	1	1-6	0-0	2-4	3	2	5	3	4	1	1	0	0	18
04	TAPLIN, Sterling	g	5-7	0-1	2-5	0	5	5	0	12	6	6	0	2	28
11	JACKSON, Darien	g	1-1	0-0	0-0	0	0	0	0	2	2	0	1	0	6
32	HENDERSON JR, Corey	g	4-8	4-7	1-2	0	2	2	1	13	0	0	0	0	32
03	JOINER, Elijah	g	1-4	1-3	0-0	0	1	1	5	4	1	0	0	0	19
05	KORITA, Lawson	g	1-1	1-1	0-0	0	0	0	0	3	1	0	0	0	5
10	SCOTT, Curran		1-3	0-1	6-7	0	3	3	1	8	0	2	0	0	16
13	WHEELER, Jaleel		3-4	0-0	0-0	1	4	5	1	6	0	0	0	0	20
34	FOREE, Alex		0-0	0-0	0-0	0	0	0	0	0	0	0	0	0	04
35	ARTISON, Geno		0-2	0-0	3-2	0	2	3	3	1	0	1	1	2	23
	Team					3	0	3							
Totals			26-48	6-13	22-32	10	25	35	13	80	15	12	3	6	200

# 2017-2018 MANHATTAN BASKETBALL BOX SCORES

## Game 13 - Manhattan 61 Fairfield 58 (12/30/17)

Official Basketball Box Score - Game Totals - Final Statistics  
**Fairfield vs Manhattan**  
12/30/17 7:02 pm at Riverdale, NY - Draddy Gymnasium

Fairfield 58 • 6-7; 1-1 MAAC

#	Player	Total		3-Pr		Rebounds		PF	TP	A	TO	Bk	Stl	Min	
		FG-FGA	FG-FGA	FT-FTA	Off	Def	Tot								
13	Kasibabu, Jonathan	f	6-9	0-1	2-3	5	8	13	3	14	0	1	2	0	31
14	Millin, Matija	f	4-10	0-3	1-1	6	2	8	3	9	0	4	0	0	27
01	Segura, Jerome	g	1-7	1-2	0-0	2	1	3	3	3	4	1	0	0	36
03	Nelson, Tyler	g	5-15	3-12	2-3	1	4	5	3	15	3	3	0	2	40
24	Cruz, Jesus	g	1-5	0-1	1-2	0	0	0	5	3	2	2	0	5	16
12	Peterson, Kevin	g	0-0	0-0	2-2	0	0	0	1	2	0	0	0	0	12
15	Methnani, Wassef	g	1-1	0-0	0-0	2	2	4	2	1	1	0	1	0	7
23	Flavors Jr., Ferron	g	3-13	1-8	2-3	1	2	3	0	9	0	0	0	0	23
30	El-Sheikh, Omar	g	0-0	0-0	1-2	0	1	1	1	1	0	1	0	0	8
Team						1	0	1							
Totals			21-60	5-27	11-16	16	20	36	23	58	10	13	2	8	200
FG % 1st Half: 11-27		40.7%		2nd half: 10-33		30.3%		Game: 21-60		35.0%		Deads		4	
3FG % 1st Half: 4-12		33.3%		2nd half: 1-15		6.7%		Game: 5-27		18.5%		Rebounds		16	
FT % 1st Half: 4-6		66.7%		2nd half: 7-10		70.0%		Game: 11-16		68.8%		Points		68	

Manhattan 61 • 6-7; 1-0 MAAC

#	Player	Total		3-Pr		Rebounds		PF	TP	A	TO	Bk	Stl	Min	
		FG	FGA	FG	FGA	FT	FTA								Off
04	Waterman, Zane	f	4-8	1-2	3-5	1	3	4	1	12	1	0	0	35	
33	Paulicap, Pauly	f	6-8	0-0	4-7	5	5	10	4	16	0	2	0	24	
03	Turner, Xavier	g	3-4	1-1	4-4	1	2	3	0	11	0	3	0	26	
11	Walker Jr., Aaron	g	1-8	0-2	0-0	1	4	5	0	2	3	4	0	20	
23	Williams, Rich	g	3-8	0-2	2-2	1	1	2	3	8	5	5	0	35	
02	Strzala, Patrick	g	0-1	0-0	0-0	0	1	1	0	0	0	0	0	5	
10	Mack, Nehemiah	g	0-0	0-0	0-0	0	1	1	0	0	0	1	0	11	
14	Crawford, Calvin	g	3-3	2-2	0-0	0	3	3	3	8	0	2	2	1	20
22	Capuano, Thomas	g	1-3	1-2	1-3	0	0	0	1	4	4	0	0	0	24
Team						0		3	3	1	0	0	0	0	0
Totals		21-43		5-11		14-21		9		23		32		13	
FG % 1st Half:		10-24		41.7%		11-19		57.9%		Game:		21-43		48.8%	
3FG % 1st Half:		2-6		33.3%		2nd half:		3-5		60.0%		Game:		5-11	
FT % 1st Half:		4-7		57.1%		2nd half:		10-14		71.4%		Game:		14-21	
														Dea	
														bs	

Officials: Andrew Maira, Mel Chetum, Marek Drabinski  
Technical fouls: Fairfield-None, Manhattan-None.  
Attendance: 1523

Score by periods	1st	2nd	Total
Fairfield	30	28	58
Manhattan	26	35	61

Last FG - FFD 2nd-00:16, MAN 2nd-03:55.  
Largest lead - FFD by 5 2nd-18:38, MAN by 7 2nd-03:55.  
FFD led for 11:29, MAN led for 21:32. Game was tied for 06:59.

Points  
In  
Paint  
MAN

Off  
Paint  
T/O  
MAN

2nd  
Chance  
Break  
18

Fast  
Break  
14

Bench  
12

Score tied - 8 times.  
Lead changed - 9 times.

Deadball  
Rebounds  
0.1

## Game 15 - Monmouth 77 Manhattan 66 (1/5/18)

Official Basketball Box Score - Game Totals - Final Statistics  
**Manhattan vs Monmouth**  
01/05/18 7:04 pm at West Long Branch, NJ - OceanFirst Bank

Manhattan 66 • 7-8; 2-1 MAAC

#	Player	Total		3-Pr		Rebounds		PF	TP	A	TO	Bk	Stl	Min	
		FG-FGA	FT-FTA	FG-FGA	FT-FTA	Off	Def								
04	Waterman, Zane	f	3-8	0-2	0-1	1	1	2	4	6	1	0	0	20	
23	Williams, Rich	f	7-10	4-7	2-2	6	1	7	1	20	1	7	1	34	
33	Paulicap, Pauly	f	1-2	0-0	0-0	1	1	2	4	2	0	0	0	14	
03	Turner, Xavier	g	4-7	4-5	2-2	0	1	1	3	14	3	2	0	16	
22	Capuano, Thomas	g	0-3	0-1	0-0	1	2	3	1	0	1	1	0	17	
02	Strzala, Patrick	g	1-3	1-3	2-2	1	0	1	2	5	0	0	0	7	
10	Mack, Nehemiah	g	1-4	1-3	0-0	0	0	0	3	3	2	1	0	15	
11	Walker Jr., Aaron	g	2-8	0-3	2-3	1	1	2	0	6	1	2	0	21	
14	Crawford, Calvin	g	3-7	1-4	3-4	2	3	5	0	10	1	2	0	30	
24	Ebube, Ebube	g	0-2	0-0	0-0	0	0	0	0	0	0	0	0	11	
30	Diallo, Ibrahima	g	0-1	0-0	0-1	1	3	4	2	0	0	2	0	5	
Team						0		0	0	0	0	0	0	0	
Totals		22-55		11-28		11-15		9		18		27		20	

Monmouth 77 • 5-10; 1-2 MAAC

#	Player	Total		3-Ptr		Rebounds		PF	TP	A	TO	Bk	Stl	Min	
		FG-FGA	FT-FTA	FG-FGA	FT-FTA	Off	Def								
04	Traore, Mustapha	f	2-4	0-0	0-0	0	0	0	2	4	1	0	0	16	
32	Quinn, Diago	c	6-7	0-0	7-8	2	4	6	4	19	0	2	1	0	26
00	Salnave, Ray	g	3-4	0-1	3-4	0	3	3	3	9	1	4	0	2	24
03	Hammond, Delon	g	5-9	3-6	4-5	0	4	4	1	17	0	1	0	0	26
23	Tighnam, Austin	g	3-9	0-1	3-6	0	4	4	3	9	0	4	0	5	38
01	Sarr, Pierre	g	4-5	0-0	1-3	3	6	9	2	9	2	1	0	2	21
02	Martin, Melik	g	0-0	0-0	0-0	0	0	0	0	0	0	1	0	0	3
11	Papas, George	g	0-1	0-1	0-0	0	0	0	0	0	0	0	0	1	5
13	McClary, Marcus	g	0-0	0-0	0-0	0	1	1	2	0	0	1	0	0	9
34	Pillari, Louis	g	1-4	1-2	1-2	0	2	2	4	1	1	0	1	1	27
23	Tillman, Zac	g	2-3	0-0	2-2	1	1	2	3	6	0	0	0	1	14
44	Ibiezugbe, Sam	g	0-0	0-0	0-0	0	0	0	0	0	0	0	0	0	1
Team						0		1	1	1	0	0	0	0	0
Totals		26-46		4-11		21-30		6		26		32		22	
FG % 1st Half:		14-26		53.8%		12-20		60.0%		Game:		26-46		56.5%	
3FG % 1st Half:		1-6		16.7%		2nd half:		3-5		60.0%		Game:		4-11	
FT % 1st Half:		4-7		57.1%		2nd half:		17-23		73.9%		Game:		21-30	

Officials: Bill McCarthy, Ken Clark, Kevin Ferguson  
Technical fouls: Manhattan-None, Monmouth-None.  
Attendance: 2506

Score by periods	1st	2nd	Total
Manhattan	33	33	66
Monmouth	33	44	77

Last FG - MAN 2nd-01:24, MON 2nd-04:07.  
Largest lead - MAN by 7 1st-07:50, MON by 16 2nd-04:07.  
MAN led for 16:52, MON led for 18:07. Game was tied for 05:01.

Points  
In  
Paint  
MON

Off  
Paint  
T/O  
MON

2nd  
Chance  
Break  
18

Fast  
Break  
14

Bench  
19

Score tied - 6 times.  
Lead changed - 10 times.

Deadball  
Rebounds  
5.1

## Game 14 - Manhattan 101 Marist 96 (ot) (1/2/18)

Official Basketball Box Score - Game Totals - Final Statistics  
**Manhattan vs Marist**  
01/02/18 7:00 pm at Poughkeepsie, NY - McCann Arena

Manhattan 101 • 7-7; 2-0 MAAC

#	Player	Total		3-Ptr		Rebounds				PF	TP	A	TO	Bk	Stl	Min
		FG-FGA	FG-FGA	FT-FTA	Off	Def	Total									
04	Waterman, Zane	f	7-13	1-5	8-10	3	9	12	4	23	2	0	1	3	39	1
03	Paulicap, Pauly		8-10	0-0	3-5	4	3	7	4	19	0	0	1	3	39	1
03	Turner, Zavier	g	4-6	1-2	3-5	1	1	2	4	12	5	1	0	1	39	1
02	Capuano, Thomas		0-2	0-1	1-2	1	1	2	2	1	1	1	0	0	10	1
03	Williams, Rich	g	4-15	1-3	11-11	2	4	6	2	20	4	7	0	0	39	1
03	Patrick		2-3	2-3	0-0	0	0	0	0	6	0	0	0	0	20	1
06	Mack, Nehemiah		1-2	1-2	0-0	0	0	1	1	1	2	0	0	0	20	1
11	Walker Jr., Aaron		4-8	0-1	2-3	0	4	4	4	10	3	1	0	3	20	1
14	Crawford, Calvin		1-6	0-2	1-1	0	1	1	5	3	0	0	0	2	1	1
24	Ebube, Ebube		0-0	0-0	0-0	1	0	1	1	0	0	0	0	0	0	1
30	Diallo, Ibrahim		1-2	0-0	2-2	1	1	2	1	4	0	1	0	0	0	1
	Team					0	1	1								
	Totals		32-69	6-19	31-39	13	26	39	25	101	17	12	2	10	22	1



## Game 18 - Manhattan 72 Siena 61 (1/13/18)

# 2017-2018 MANHATTAN BASKETBALL BOX SCORES

## Game 21 - Niagara 72 Manhattan 63 (1/24/18)

## Game 22 - Manhattan-Iona (1/27/18)

Official Basketball Box Score - Game Totals - Final Statistics

### Manhattan vs Niagara

01/24/18 7:05 PM at Niagara University, NY - Gallagher Ctr.

#### Manhattan 63 • 10-11; 5-4 MAAC

#	Player	Total	3-Ptr	Reb	Off	Def	PF	TP	A	TO	Blk	Stl	Min	
		FG-FGA	FG-FGA	FT-FTA	Off	Def	Total							
04	Waterman, Zane	f 3-7	0-2	2-2	3	2	5	3	8	0	2	0	17	
33	Paulicap, Pauly	f 5-11	0-0	8-10	4	5	9	3	18	0	2	4	31	
03	Turner, Xavier	g 3-8	0-3	0-0	0	1	1	3	6	4	5	0	130	
22	Capuano, Thomas	g 0-2	0-1	0-0	0	5	5	1	0	0	0	0	17	
23	Williams, Rich	g 1-8	0-2	0-0	2	1	3	2	2	4	1	0	30	
02	Strzala, Patrick	1-3	1-3	3-3	0	0	0	2	6	0	0	0	9	
10	Mack, Nehemiah	0-0	0-0	0-0	1	2	3	5	0	1	0	0	9	
11	Walker Jr., Aaron	4-11	1-4	3-4	0	2	2	12	3	4	1	0	25	
14	Crawford, Calvin	4-9	3-4	0-0	2	4	6	3	11	0	1	1	25	
24	Ebube, Ebube	0-0	0-0	0-0	2	0	2	1	0	2	1	0	7	
Team		4-1		5										
Totals		21-59	5-19	16-19	18	23	41	25	63	14	18	6	4	200

FG % 1st Half: 10-29 34.5% 2nd half: 11-30 36.7% Game: 21-59 35.6% Deadball Rebounds 1  
3FG % 1st Half: 2-8 25.0% 2nd half: 3-11 27.3% Game: 5-19 26.3%  
FT % 1st Half: 11-13 84.6% 2nd half: 5-6 83.3% Game: 16-19 84.2%

#### Niagara 72 • 13-9; 6-3 MAAC

#	Player	Total		3-Ptr		Rebounds			Off	Def	PF	TP	A	TO	Blk	Stl	Min
		FG	FGA	FG	FGA	FT	FTA	Off	Def	Total							
11	Prochet, Marvin	r	3-9	1-5	2-2	1	6	7	1	9	4	0	1	1	33		
24	King, Greg		0-0	0-0	0-0	1	5	6	4	0	1	0	1	0	16		
00	Barton, Chris		1-5	0-0	6-7	0	0	0	2	8	1	1	0	0	20		
10	Dukes, Kahili	s	5-14	2-8	0-0	0	3	3	2	12	0	5	0	0	31		
11	Scott, Matt		7-15	4-6	3-5	2	2	4	4	21	1	2	0	2	38		
02	Larkin, Kevin		0-0	0-0	0-0	0	0	0	0	0	0	0	0	0	2		
04	Tate, Keleaf		0-1	0-0	0-0	0	0	0	1	0	0	0	0	0	1		
06	Towns, James		2-5	0-1	9-12	1	3	4	2	13	3	3	0	1	26		
21	Green, Kierell		0-0	0-0	1-2	0	0	0	1	1	0	0	0	0	3		
30	Kuakumensah, Greg		0-0	0-0	0-0	1	0	1	3	0	0	0	0	0	6		
32	Robb, Dominic		4-4	0-0	0-0	2	2	4	1	8	0	0	2	0	24		
Team			4-1	5													
Totals			22-53	7-20	21-28	12	22	34	21	72	10	11	4	4	200		

FG % 1st Half: 11-27 40.7% 2nd half: 11-26 42.3% Game: 22-53 41.5% Deadball Rebounds 3  
3FG % 1st Half: 4-10 40.0% 2nd half: 3-10 30.0% Game: 7-20 35.0%  
FT % 1st Half: 14-16 87.5% 2nd half: 7-10 70.0% Game: 21-28 75.0%

Officials: DJ Carstensen, Kevin O'Connell, Willie Pulliam  
Technical fouls: Manhattan-None, Niagara-None.  
Attendance: 1058

Score by periods	1st	2nd	Total
Manhattan	33	30	63
Niagara	40	32	72

Last FG - MAN 2nd-02:05, NIA 2nd-00:58.  
Largest lead - MAN by 3 1st-06:34, NIA by 9 2nd-02:32.  
MAN led for 02:07, NIA led for 35:52. Game was tied for 02:01.

## Game 23 - Manhattan-Marist (1/30/18)

## Game 24 - Manhattan-Siena (2/2/18)



## Manhattan Career | Season Game-Highs

### Career Highs

Points	22 (2x last) vs. Quinnipiac (2/19/17)
Rebounds	12 at Saint Peter's (2/17/16)
Assists	6 vs. Morgan State (12/9/17)
Steals	4 against Towson (12/2/17)
Blocks	4 vs. Monmouth (2/10/17)
FG Made	9 (2x last) vs. Niagara (1/10/17)
FG Attempts	20 vs. Niagara (1/10/17)
FT Made	5 (2x last) at Monmouth (2/15/16)
FT Attempts	7 vs. Siena (1/4/16)
3-Pt. Made	4 vs. Quinnipiac (2/19/17)
3-Pt. Attempts	8 (2x last) at Rider (2/22/17)
Minutes	40 vs. Siena (1/4/16)

### 2017-2018 Season Highs

Points	19 vs. Harvard (11/18/17)
Rebounds	10 (2x last) at Fordham (11/26/17)
Assists	6 vs. Morgan State (12/9/17)
Steals	4 against Towson (12/2/17)
Blocks	3 vs. Morgan State (12/9/17)
FG Made	7 vs. Harvard (11/18/17)
FG Attempts	13 at Fordham (11/26/17)
FT Made	4 (3x last) at Hofstra (12/20/17)
FT Attempts	6 vs. SFBK (11/15/17)
3-Pt. Made	3 (2x last) at Niagara (1/24/18)
3-Pt. Attempts	7 against NIU (11/22/17)
Minutes	37 vs. Harvard (11/18/17)

## 2017-2018 Game-By-Game Stats

Opponent	Date	gs	min	Total	3-Pointers	Free throws	Rebounds												
				fg-fga	pct	3fg-fga	pct	ft-fa	pct	off	def	tot	avg	pf	a	t/o	blk	stl	pts
ST. FRANCIS BROOKLYN	11/15/17	*	25	3-10	.300	1-2	.500	4-6	.667	3	2	5	5.0	3	2	2	0	1	11
HARVARD	11/18/17	*	37	7-12	.583	3-4	.750	2-2	1.000	2	8	10	7.5	3	3	1	0	0	19
vs UMKC	11/20/17	*	31	2-6	.333	0-3	.000	3-4	.750	2	7	9	8.0	2	2	1	1	0	7
vs Missouri State	11/21/17	*	33	2-4	.500	2-3	.667	0-0	.000	0	5	5	7.3	1	4	3	1	1	6
vs Northern Illinois	11/22/17	*	32	4-12	.333	2-7	.286	1-1	1.000	1	4	5	6.8	3	2	1	0	0	11
at Fordham	11/26/17	*	31	5-13	.385	1-1	1.000	0-0	.000	4	6	10	7.3	1	0	3	1	0	11
vs Holy Cross	12/01/17	*	35	5-9	.556	2-6	.333	2-2	1.000	0	6	6	7.1	2	1	4	0	2	14
vs Towson	12/02/17	*	30	5-8	.625	1-4	.250	4-5	.800	1	2	3	6.6	2	3	2	1	4	15
MORGAN STATE	12/09/17		25	2-7	.286	1-3	.333	3-4	.750	1	3	4	6.3	4	6	3	3	0	8
at Tulsa	12/16/17		32	3-9	.333	2-3	.667	0-0	.000	1	2	3	6.0	1	0	4	0	0	8
at Hofstra	12/20/17		34	2-6	.333	1-1	1.000	4-4	1.000	0	6	6	6.0	2	3	6	0	0	9
at Seton Hall	12/23/17		29	4-7	.571	2-3	.667	0-0	.000	0	3	3	5.8	1	0	3	0	0	10
FAIRFIELD	12/30/17		20	3-3	1.000	2-2	1.000	0-0	.000	0	3	3	5.5	3	0	2	2	1	8
at Marist	01/02/18		13	1-6	.167	0-2	.000	1-1	1.000	0	1	1	5.2	5	0	1	0	2	3
at Monmouth	01/05/18		30	3-7	.429	1-4	.250	3-4	.750	2	3	5	5.2	0	1	2	0	0	10
RIDER	01/07/18		33	2-12	.167	0-6	.000	1-2	.500	3	5	8	5.4	3	2	2	0	2	5
at Fairfield	01/11/18		22	3-4	.750	1-2	.500	0-0	.000	1	2	3	5.2	1	0	2	0	0	7
SIENA	01/13/18		27	3-8	.375	0-2	.000	0-0	.000	1	2	3	5.1	3	0	3	0	2	6
CANISIUS	01/19/18		19	1-5	.200	0-0	.000	0-0	.000	2	1	3	5.0	1	0	0	0	0	2
at Saint Peter's	01/21/18		24	1-6	.167	1-5	.200	0-0	.000	1	3	4	5.0	3	1	1	0	0	3
at Niagara	01/24/18		25	4-9	.444	3-4	.750	0-0	.000	2	4	6	5.0	3	0	1	1	1	11
Totals		8	587	65-163	.399	26-67	.388	28-35	.800	27	78	105	5.0	47	30	47	10	16	184
Games played: 21										Rebounds/game: 5.0									
Minutes/game: 28.0										Assists/game: 1.4									
Points/game: 8.8										Turnovers/game: 2.2									
FG Pct: 39.9										Assist/turnover ratio: 0.6									
3FG Pct: 28.0										Steals/game: 0.8									
FT Pct: 80.0										Blocks/game: 0.5									

## Calvin Crawford (10/23/95) - 22 - \* Career Statistics

Season	gp-gs	min/avg	Total	3-Point	F-Throws	Rebounds													Scoring
			fg-fga	pct	fg-fga	pct	ft-fa	pct	off	def	tot	avg	pf	fo	ast	to	blk	stl	pts
2014-15	30-1	234/7.8	27-75	.360	8-34	.235	9-16	.563	14	32	46	1.5	25	0	7	15	4	8	71
2015-16	22-0	541/24.6	89-181	.492	9-33	.273	50-65	.769	27	74	101	4.6	58	3	16	41	33	14	237
2016-17	31-12	749/24.2	109-243	.449	33-95	.347	37-48	.771	35	90	125	4.0	77	3	22	52	17	24	288
2017-18	21-8	587/28.0	65-163	.399	26-67	.388	28-35	.800	27	78	105	5.0	47	1	30	47	10	16	184
TOTAL	104-21	2111/20.3	290-662	.438	76-229	.332	124-164	.756	103	274	377	3.6	207	7	75	155	64	62	780



## Manhattan Career | Season Game-Highs

### Career Highs

Points	32 at Detroit Mercy (11/26/16)
Rebounds	8 at Marist (1/2/17)
Assists	10 at Saint Peter's (1/21/18)
Steals	3 (4x last) against UMKC (11/20/17)
Blocks	1 (2x last) at West Virginia (11/28/16)
FG Made	10 at Detroit Mercy (11/26/16)
FG Attempts	16 (3x last) vs. Monmouth (2/10/17)
FT Made	12 vs. Rider (1/13/17)
FT Attempts	14 vs. Rider (1/13/17)
3-Pt. Made	7 at SFBK (12/20/16)
3-Pt. Attempts	10 at Western Michigan (1/14/15)
Minutes	45 at Western Michigan (1/14/15)

### 2017-2018 Season Highs

Points	20 at Saint Peter's (1/21/18)
Rebounds	6 vs. Morgan State (12/9/17)
Assists	10 at Saint Peter's (1/21/18)
Steals	3 against UMKC (11/20/17)
Blocks	N/A
FG Made	5 vs. SFBK (11/15/17)
FG Attempts	9 vs. SFBK (11/15/17)
FT Made	10 at Saint Peter's (1/21/18)
FT Attempts	12 at Saint Peter's (1/21/18)
3-Pt. Made	4 at Monmouth (1/5/18)
3-Pt. Attempts	6 (2x last) vs. Rider (1/7/18)
Minutes	35 (2x last) at Marist (1/2/18)

## 2017-2018 Game-By-Game Stats

Opponent	Date	gs	min	Total		3-Pointers		Free throws		Rebounds				pf	a	t/o	blk	stl	pts	avg
				fg-fga	pct	3fg-fga	pct	ft-fa	pct	off	def	tot	avg							
ST. FRANCIS BROOKLYN	11/15/17	35	5-9	.556	0-2	.000	6-8	.750	1	2	3	3.0	3	2	2	0	1	16	16.0	
HARVARD	11/18/17	30	2-5	.400	0-1	.000	3-6	.500	0	4	4	3.5	3	7	3	0	2	7	11.5	
vs UMKC	11/20/17	26	2-6	.333	0-0	.000	6-8	.750	1	2	3	3.3	3	3	7	0	3	10	11.0	
vs Missouri State	11/21/17	21	1-2	.500	0-0	.000	2-2	1.000	0	1	1	2.8	1	1	3	0	0	4	9.3	
vs Northern Illinois	11/22/17	32	2-5	.400	1-2	.500	0-0	.000	1	2	3	2.8	1	8	3	0	1	5	8.4	
at Fordham	11/26/17	17	1-2	.500	1-2	.500	0-0	.000	0	2	2	2.7	2	2	3	0	0	3	7.5	
vs Holy Cross	12/01/17	20	2-5	.400	0-3	.000	2-2	1.000	0	0	0	2.3	0	4	1	0	0	6	7.3	
vs Towson	12/02/17	23	1-5	.200	1-2	.500	1-2	.500	0	0	0	2.0	2	4	4	0	2	4	6.9	
MORGAN STATE	12/09/17	*	26	4-7	.571	3-6	.500	2-2	1.000	1	5	6	2.4	2	3	3	0	1	13	7.6
at Tulsa	12/16/17	*	26	2-8	.250	2-3	.667	2-2	1.000	0	0	0	2.2	3	5	1	0	1	8	7.6
at Hofstra	12/20/17	*	28	4-8	.500	0-2	.000	5-6	.833	0	3	3	2.3	2	0	1	0	1	13	8.1
at Seton Hall	12/23/17	*	20	0-3	.000	0-0	.000	0-0	.000	0	2	2	2.3	4	1	4	0	0	0	7.4
FAIRFIELD	12/30/17	*	26	3-4	.750	1-1	1.000	4-4	1.000	1	2	3	2.3	0	0	3	0	0	11	7.7
at Marist	01/02/18	*	35	4-6	.667	1-2	.500	3-5	.600	1	1	2	2.3	4	5	1	0	1	12	8.0
at Monmouth	01/05/18	*	26	4-7	.571	4-5	.800	2-2	1.000	0	1	1	2.2	3	3	2	0	1	14	8.4
RIDER	01/07/18	*	34	3-8	.375	2-6	.333	8-9	.889	1	4	5	2.4	3	9	2	0	0	16	8.9
at Fairfield	01/11/18	*	33	1-2	.500	0-0	.000	1-2	.500	1	1	2	2.4	1	5	1	0	0	3	8.5
SIENA	01/13/18	*	25	3-4	.750	1-1	1.000	6-7	.857	0	1	1	2.3	2	2	2	0	0	13	8.8
CANISIUS	01/19/18	*	30	2-6	.333	1-4	.250	3-4	.750	1	3	4	2.4	1	5	2	0	0	8	8.7
at Saint Peter's	01/21/18	*	32	4-6	.667	2-2	1.000	10-12	.833	0	0	0	2.3	3	10	7	0	1	20	9.3
at Niagara	01/24/18	*	30	3-8	.375	0-3	.000	0-0	.000	0	1	1	2.2	3	4	5	0	1	6	9.1
Totals		13	575	53-116	.457	20-47	.426	66-83	.795	9	37	46	2.2	46	83	60	0	16	192	9.1
Games played: 21										Rebounds/game: 2.2										
Minutes/game: 27.4										Assists/game: 4.0										
Points/game: 9.1										Turnovers/game: 2.9										
FG Pct: 45.7										Assist/turnover ratio: 1.4										
3FG Pct: 42.6										Steals/game: 0.8										
FT Pct: 79.5																				

## Zavier Turner (8/8/94) - 23 - \* Career Statistics

			Total		3-Point		F-Throws		Rebounds											Scoring	
Season	gp-gs	min/avg	fg-fga	pct	fg-fga	pct	ft-fta	pct	off	def	tot	avg	pf	fo	ast	to	blk	stl	pts	avg	
2013-14*	30-27	981/32.7	103-270	.381	61-149	.409	95-108	.880	7	44	51	1.7	71	1	110	118	0	25	362	12.1	
2014-15*	27-12	802/29.7	70-195	.359	36-113	.319	60-85	.706	6	46	52	1.9	62	1	88	87	1	20	236	8.7	
2016-17	32-31	914/28.6	133-340	.391	58-144	.403	154-174	.885	19	54	73	2.3	92	3	105	97	1	32	478	14.9	
2017-18	21-13	575/27.4	53-116	.457	20-47	.426	66-83	.795	9	37	46	2.2	46	0	83	60	0	16	192	9.1	
TOTAL	53-44	1489/28.1	186-456	.408	78-191	.408	220-257	.856	28	91	119	2.2	138	3	188	157	1	48	670	12.6	
All*	110-83	3272/29.7	359-921	.390	175-453	.386	375-450	.833	41	181	222	2.0	271	5	386	362	2	93	1268	11.5	





## Manhattan Career | Season Game-Highs

### Career Highs

Points	35 vs. Rider (1/13/17)
Rebounds	15 vs. Monmouth (2/10/17)
Assists	4 against Towson (12/2/17)
Steals	3 (3x last) at Marist (1/2/18)
Blocks	3 at Monmouth (2/15/16)
FG Made	11 at Morgan State (12/6/16)
FG Attempts	17 vs. Rider (1/13/17)
FT Made	12 (2x last) at Monmouth (1/20/17)
FT Attempts	15 vs. Rider (1/13/17)
3-Pt. Made	4 (3x last) against Holy Cross (12/1/17)
3-Pt. Attempts	7 (3x last) against Holy Cross (12/1/17)
Minutes	41 (2x last) vs. SFBK (11/15/17)

### 2017-2018 Season Highs

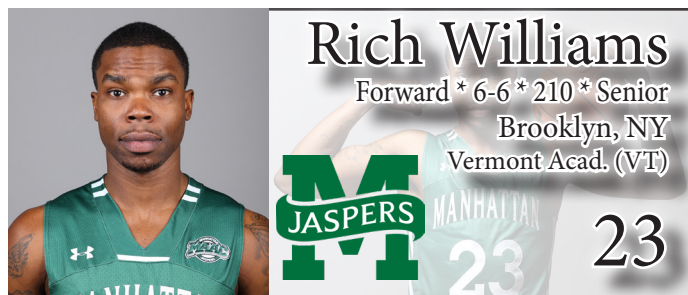
Points	23 at Marist (1/2/18)
Rebounds	12 at Marist (1/2/18)
Assists	4 against Towson (12/2/17)
Steals	3 (2x last) at Marist (1/2/18)
Blocks	1 (5x last) vs. Canisius (1/19/18)
FG Made	7 (2x last) at Marist (1/2/18)
FG Attempts	13 (2x last) at Marist (1/2/18)
FT Made	8 at Marist (1/2/18)
FT Attempts	10 at Marist (1/2/18)
3-Pt. Made	4 against Holy Cross (12/1/17)
3-Pt. Attempts	7 against Holy Cross (12/1/17)
Minutes	41 vs. SFBK (11/15/17)

## 2017-2018 Game-By-Game Stats

Opponent	Date	gs	min	fg-fga	pct	3fg-fga	pct	ft-fa	pct	off	def	tot	avg	pf	a	t/o	blk	stl	pts	avg
ST. FRANCIS BROOKLYN	11/15/17	41	3-7	.429	0-1	.000	3-6	.500	2	8	10	10.0	4	2	4	0	2	9	9.0	
HARVARD	11/18/17	21	2-5	.400	0-1	.000	3-4	.750	1	3	4	7.0	3	1	3	0	0	7	8.0	
vs UMKC	11/20/17	27	2-6	.333	0-3	.000	1-1	1.000	1	4	5	6.3	2	3	3	0	0	5	7.0	
vs Missouri State	11/21/17	22	3-11	.273	2-6	.333	0-0	.000	0	1	1	5.0	4	0	1	1	1	8	7.3	
vs Northern Illinois	11/22/17	19	1-6	.167	0-5	.000	0-0	.000	1	2	3	4.6	2	0	2	1	0	2	6.2	
at Fordham	11/26/17	29	4-8	.500	0-2	.000	3-5	.600	4	3	7	5.0	0	1	3	0	0	11	7.0	
vs Holy Cross	12/01/17	*	28	4-9	.444	4-7	.571	2-5	.400	1	3	4	4.9	2	1	1	0	2	14	8.0
vs Towson	12/02/17	*	40	3-5	.600	3-4	.750	0-0	.000	2	8	10	5.5	1	4	4	0	3	9	8.1
MORGAN STATE	12/09/17	*	23	6-9	.667	0-2	.000	0-1	.000	3	5	8	5.8	2	0	4	1	0	12	8.6
at Tulsa	12/16/17	*	21	7-10	.700	1-2	.500	2-5	.400	3	5	8	6.0	5	1	0	0	0	17	9.4
at Hofstra	12/20/17	*	22	2-5	.400	0-1	.000	2-6	.333	1	6	7	6.1	4	0	1	0	0	6	9.1
at Seton Hall	12/23/17	*	35	5-13	.385	1-5	.200	7-7	1.000	2	5	7	6.2	3	2	2	1	0	18	9.8
FAIRFIELD	12/30/17	*	35	4-8	.500	1-2	.500	3-5	.600	1	3	4	6.0	1	1	0	0	0	12	10.0
at Marist	01/02/18	*	39	7-13	.538	1-5	.200	8-10	.800	3	9	12	6.4	1	2	0	1	3	23	10.9
at Monmouth	01/05/18	*	20	3-8	.375	0-2	.000	0-1	.000	1	1	2	6.1	4	1	0	0	0	6	10.6
RIDER	01/07/18	*	27	5-10	.500	1-4	.250	3-4	.750	6	3	9	6.3	3	0	3	0	1	14	10.8
at Fairfield	01/11/18	*	28	4-6	.667	1-2	.500	0-0	.000	3	3	6	6.3	2	1	3	0	0	9	10.7
SIENA	01/13/18	*	17	2-6	.333	0-0	.000	0-0	.000	3	1	4	6.2	2	3	3	0	1	4	10.3
CANISIUS	01/19/18	*	29	1-3	.333	0-0	.000	3-4	.750	3	5	8	6.3	2	2	5	1	0	5	10.1
at Saint Peter's	01/21/18	*	30	3-9	.333	3-4	.750	4-4	1.000	3	5	8	6.4	2	0	6	0	0	13	10.2
at Niagara	01/24/18	*	17	3-7	.429	0-2	.000	2-2	1.000	3	2	5	6.3	3	0	2	0	0	8	10.1
Totals		15	570	74-164	.451	18-60	.300	46-70	.657	47	85	132	6.3	52	25	50	6	13	212	10.1
Games played: 21										Rebounds/game: 6.3										
Minutes/game: 27.1										Assists/game: 1.2										
Points/game: 10.1										Turnovers/game: 2.4										
FG Pct: 45.1										Assist/turnover ratio: 0.5										
3FG Pct: 30.0										Steals/game: 0.6										
FT Pct: 65.7										Blocks/game: 0.3										

## Zane Waterman (10/12/95) - 22 - \* Career Statistics

Season	gp-gs	min/avg	fg-fga	pct	3fg-fga	pct	ft-fa	pct	off	def	tot	avg	pf	fo	ast	to	blk	stl	pts	avg
2014-15	28-0	232/8.3	32-87	.368	18-52	.346	19-29	.655	19	23	42	1.5	59	2	4	15	7	6	101	3.6
2015-16	31-30	729/23.5	119-242	.492	28-85	.329	75-101	.743	60	126	186	6.0	115	9	18	61	11	23	341	11.0
2016-17	32-32	888/27.8	151-313	.482	40-110	.364	121-155	.781	62	161	223	7.0	96	4	20	68	14	24	463	14.5
2017-18	21-15	570/27.1	74-164	.451	18-60	.300	46-70	.657	47	85	132	6.3	52	1	25	50	6	13	212	10.1
TOTAL	112-77	2419/21.6	376-806	.467	104-307	.339	261-355	.735	188	395	583	5.2	322	16	67	194	38	66	1117	10.0



## Manhattan Career | Season Game-Highs

## Career Highs

Points	27 vs. Iona (2/26/16)
Rebounds	11 (2x last) at Canisius (1/7/16)
Assists	8 vs. Morgan State (12/9/17)
Steals	4 vs. Fairfield (2/15/15)
Blocks	4 vs. George Mason (11/25/15)
FG Made	10 (3x last) vs. Siena (1/13/18)
FG Attempts	19 (2x last) vs. Siena (1/13/18)
FT Made	11 at Marist (1/2/18)
FT Attempts	11 at Marist (1/2/18)
3-Pt. Made	5 vs. Harvard (11/18/17)
3-Pt. Attempts	10 vs. Rider (1/7/18)
Minutes	40 (2x last) at Fordham (11/28/15)

### 2017-2018 Season Highs


Points	24 against NIU (11/22/17)
Rebounds	7 (3x last) vs. Canisius (1/19/18)
Assists	8 vs. Morgan State (12/9/17)
Steals	3 vs. Rider (1/7/18)
Blocks	2 vs. Canisius (1/19/18)
FG Made	10 vs. Siena (1/13/18)
FG Attempts	19 vs. Siena (1/13/18)
FT Made	11 at Marist (1/2/18)
FT Attempts	11 at Marist (1/2/18)
3-Pt. Made	5 vs. Harvard (11/18/17)
3-Pt. Attempts	10 vs. Rider (1/7/18)
Minutes	38 at Marist (1/2/18)

## 2017-2018 Game-By-Game Stats

[illegible]

## Rich Williams (9/22/94) - 23 - \* Career Statistics

			Total		3-Point		F-Throws		Rebounds										Scoring	
Season	gp-gs	min/avg	fg-fga	pct	fg-fga	pct	ft-fa	pct	off	def	tot	avg	pf	fo	ast	to	blk	stl	pts	avg
2013-14	31-7	370/11.9	51-98	.520	12-31	.387	22-34	.647	26	42	68	2.2	56	0	14	37	6	10	136	4.4
2014-15	33-12	536/16.2	67-183	.366	34-107	.318	15-23	.652	18	31	49	1.5	70	3	28	34	1	28	183	5.5
2015-16	31-7	879/28.4	166-367	.452	38-105	.362	90-113	.796	45	140	185	6.0	82	2	41	74	15	33	460	14.8
2017-18	19-19	601/31.6	96-218	.440	33-80	.413	31-39	.795	13	66	79	4.2	44	1	56	52	3	15	256	13.5
TOTAL	114-45	2386/20.9	380-866	.439	117-323	.362	158-209	.756	102	279	381	3.3	252	6	139	197	25	86	1035	9.1



Thomas Capuano

Guard \* 6-0 \* 180 \* Junior

Hastings-on-Hudson, NY

Iona Prep

22

## Manhattan Career | Season Game-Highs

### Career Highs

Points	18 at Morgan State (12/6/16)
Rebounds	6 (3x last) vs. Niagara (1/10/17)
Assists	5 (3x last) vs. Monmouth (2/10/17)
Steals	6 against Rider (3/2/17)
Blocks	1 (2x last) vs. Morgan State (12/9/17)
FG Made	7 at Morgan State (12/6/16)
FG Attempts	13 vs. George Mason (11/25/15)
FT Made	3 (3x last) against Rider (3/2/17)
FT Attempts	4 (5x last) against Rider (3/2/17)
3-Pt. Made	5 vs. Rider (1/7/18)
3-Pt. Attempts	7 at Morgan State (12/6/16)
Minutes	44 at Morgan State (12/6/16)

### 2017-2018 Season Highs

Points	17 vs. Rider (1/7/18)
Rebounds	5 at Niagara (1/24/18)
Assists	4 vs. Fairfield (12/30/17)
Steals	2 at Fordham (11/26/17)
Blocks	1 vs. Morgan State (12/9/17)
FG Made	6 vs. Rider (1/7/18)
FG Attempts	8 vs. Rider (1/7/18)
FT Made	2 vs. Morgan State (12/9/17)
FT Attempts	3 (2x last) vs. Fairfield (12/30/17)
3-Pt. Made	5 vs. Rider (1/7/18)
3-Pt. Attempts	6 vs. Rider (1/7/18)
Minutes	34 at Fordham (11/26/17)

## 2017-2018 Game-By-Game Stats

Opponent	Date	gs	min	Total		3-Pointers		Free throws		Rebounds				pf	a	t/o	blk	stl	pts	avg	
				fg-fga	pct	3fg-fga	pct	ft-fta	pct	off	def	tot	avg								
ST. FRANCIS BROOKLYN	11/15/17	*	24	3-3	1.000	0-0	.000	1-3	.333	0	1	1	1.0	5	1	0	0	1	7	7.0	
HARVARD	11/18/17	*	14	1-2	.500	0-0	.000	0-0	.000	0	0	0	0.5	1	0	2	0	0	2	4.5	
vs UMKC	11/20/17	*	17	2-4	.500	0-1	.000	0-0	.000	1	0	1	0.7	5	0	0	0	0	4	4.3	
vs Missouri State	11/21/17		18	2-5	.400	1-2	.500	0-0	.000	1	2	3	1.3	1	2	0	0	0	5	4.5	
vs Northern Illinois	11/22/17		26	2-5	.400	2-5	.400	0-1	.000	0	1	1	1.2	1	1	1	0	1	6	4.8	
at Fordham	11/26/17	*	34	5-7	.714	1-2	.500	0-1	.000	0	2	2	1.3	1	1	3	0	2	11	5.8	
vs Holy Cross	12/01/17	*	21	1-3	.333	0-1	.000	0-0	.000	0	1	1	1.3	0	1	0	0	1	2	5.3	
vs Towson	12/02/17	*	17	1-4	.250	0-2	.000	0-0	.000	0	0	0	1.1	2	0	2	0	1	2	4.9	
MORGAN STATE	12/09/17		17	0-0	.000	0-0	.000	2-2	1.000	0	0	0	1.0	0	2	1	1	1	2	4.6	
at Tulsa	12/16/17		24	3-5	.600	2-2	1.000	0-0	.000	1	1	2	1.1	1	1	1	0	0	8	4.9	
at Hofstra	12/20/17		15	2-2	1.000	0-0	.000	0-0	.000	0	1	1	1.1	4	0	1	0	0	4	4.8	
at Seton Hall	12/23/17		25	2-3	.667	1-1	1.000	0-0	.000	0	0	0	1.0	1	1	1	0	1	5	4.8	
FAIRFIELD	12/30/17		24	1-3	.333	1-2	.500	1-3	.333	0	0	0	0.9	1	4	0	0	0	4	4.8	
at Marist	01/02/18	*	10	0-2	.000	0-1	.000	1-2	.500	1	1	2	1.0	2	1	1	0	0	1	4.5	
at Monmouth	01/05/18	*	17	0-3	.000	0-1	.000	0-0	.000	1	2	3	1.1	1	1	1	0	0	0	4.2	
RIDER	01/07/18	*	23	6-8	.750	5-6	.833	0-0	.000	0	3	3	1.3	2	0	1	0	0	17	5.0	
at Fairfield	01/11/18	*	15	3-3	1.000	2-2	1.000	0-0	.000	0	0	0	1.2	1	0	1	0	1	8	5.2	
SIENA	01/13/18	*	18	1-1	1.000	1-1	1.000	0-0	.000	0	2	2	1.2	1	1	1	0	0	3	5.1	
CANISIUS	01/19/18	*	24	1-3	.333	1-2	.500	0-0	.000	1	0	1	1.2	1	1	0	0	0	3	4.9	
at Saint Peter's	01/21/18	*	23	1-2	.500	0-1	.000	0-0	.000	1	1	2	1.3	2	1	1	0	0	2	4.8	
at Niagara	01/24/18	*	17	0-2	.000	0-1	.000	0-0	.000	0	5	5	1.4	1	0	0	0	1	0	4.6	
Totals			14	423	37-70	.529	17-33	.515	5-12	.417	7	23	30	1.4	34	19	18	1	10	96	4.6
Games played: 21										Rebounds/game: 1.4											
Minutes/game: 20.1										Assists/game: 0.9											
Points/game: 4.6										Turnovers/game: 0.9											
FG Pct: 52.9										Assist/turnover ratio: 1.1											
3FG Pct: 51.5										Steals/game: 0.5											
FT Pct: 41.7										Blocks/game: 0.0											

## Thomas Capuano (6/28/96) - 21 - \* Career Statistics

Season	gp-gs	min/avg	Total		3-Point		F-Throws		Rebounds				Scoring					
			fg-fga	pct	fg-fga	pct	ft-fa	pct	off	def	tot	avg	pts	pts	avg	pts	pts	avg
2015-16	31-9	824/26.6	59-149	.396	29-79	.367	11-20	.550	11	41	52	1.7	64	2	58	33	0	43
2016-17	32-24	872/27.3	70-176	.398	32-97	.330	25-34	.735	9	74	83	2.6	77	4	52	38	1	36
2017-18	21-14	423/20.1	37-70	.529	17-33	.515	5-12	.417	7	23	30	1.4	34	2	19	18	1	10
TOTAL	84-47	2119/25.2	166-395	.420	78-209	.373	41-66	.621	27	138	165	2.0	175	8	129	89	2	89



# Ibrahima Diallo

Forward \* 6-10 \* 245 \* GS

Dakar, Senegal

Rutgers

## 30



## Manhattan Career | Season Game-Highs

### Career Highs

Points	9 vs. Rutgers-Newark (11/14/15)
Rebounds	7 vs. Seton Hall (12/5/15)
Assists	1 (4x last) at Seton Hall (12/23/16)
Steals	3 vs. Molloy (11/11/16)
Blocks	3 (2x last) at Seton Hall (12/23/16)
FG Made	4 vs. Rutgers-Newark (11/14/15)
FG Attempts	8 vs. CCSU (12/8/15)
FT Made	2 (3x last) at Marist (1/2/18)
FT Attempts	3 (4x last) at Northwestern (2/27/16)
3-Pt. Made	N/A
3-Pt. Attempts	N/A
Minutes	26 vs. CCSU (12/8/15)

### 2017-2018 Season Highs

Points	4 at Marist (1/2/18)
Rebounds	4 at Marist (1/2/18)
Assists	N/A
Steals	N/A
Blocks	N/A
FG Made	1 at Marist (1/2/18)
FG Attempts	2 at Marist (1/2/18)
FT Made	2 at Marist (1/2/18)
FT Attempts	2 at Marist (1/2/18)
3-Pt. Made	N/A
3-Pt. Attempts	N/A
Minutes	5 (2x last) at Monmouth (1/5/18)

## 2017-2018 Game-By-Game Stats

Opponent	Date	gs	min	Total		3-Pointers		Free throws		Rebounds				pf	a	t/o	blk	stl	pts	avg
				fg-fga	pct	3fg-fga	pct	ft-fa	pct	off	def	tot	avg							
at Marist	01/02/18	5		1-2	.500	0-0	.000	2-2	1.000	1	1	2	2.0	1	0	1	0	0	4	4.0
at Monmouth	01/05/18	5		0-1	.000	0-0	.000	0-1	.000	1	3	4	3.0	2	0	2	0	0	0	2.0
RIDER	01/07/18	1		0-1	.000	0-0	.000	0-0	.000	1	0	1	2.3	1	0	0	0	0	0	1.3
SIENA	01/13/18	1		0-0	.000	0-0	.000	0-0	.000	0	0	0	1.8	0	0	0	0	0	0	1.0
Totals		0	12	1-4	.250	0-0	.000	2-3	.667	3	4	7	1.8	4	0	3	0	0	4	1.0
Games played: 4				Rebounds/game: 1.8																
Minutes/game: 3.0				Turnovers/game: 0.8																
Points/game: 1.0																				
FG Pct: 25.0																				
FT Pct: 66.7																				

## Ibrahima Diallo (10/10/95) - 22 - \* Career Statistics

Season	gp-gs	min/avg	Total		3-Point		F-Throws		Rebounds				pf	fo	ast	to	blk	stl	Scoring	
			fg-fga	pct	fg-fga	pct	ft-fa	pct	off	def	tot	avg							pts	avg
2015-16*	14-0	219/15.6	21-46	.457	0-0	.000	9-20	.450	16	31	47	3.4	41	3	3	12	7	2	51	3.6
2016-17*	18-0	150/8.3	6-26	.231	0-0	.000	3-8	.375	13	19	32	1.8	30	2	5	9	11	5	15	0.8
2017-18	4-0	12/3.0	1-4	.250	0-0	.000	2-3	.667	3	4	7	1.8	4	0	0	3	0	0	4	1.0
TOTAL	4-0	12/3.0	1-4	.250	0-0	.000	2-3	.667	3	4	7	1.8	4	0	0	3	0	0	4	1.0
All*	36-0	381/10.6	28-76	.368	0-0	.000	14-31	.452	32	54	86	2.4	75	5	8	24	18	7	70	1.9





## Manhattan Career | Season Game-Highs

### Career Highs

Points	3 (3x last) at Marist (2/13/16)
Rebounds	2 at Saint Mary's (11/16/15)
Assists	N/A
Steals	2 at Saint Mary's (11/16/15)
Blocks	1 at Monmouth (2/15/16)
FG Made	1 (3x last) at Marist (2/13/16)
FG Attempts	3 (2x last) vs. George Mason (11/25/15)
FT Made	1 (2x last) at Fordham (11/28/15)
FT Attempts	3 at Fordham (11/28/15)
3-Pt. Made	1 (2x last) at Marist (2/13/16)
3-Pt. Attempts	2 (4x last) at Fordham (11/28/15)
Minutes	20 vs. George Mason (11/25/15)

### 2017-2018 Season Highs

Points	N/A
Rebounds	N/A
Assists	N/A
Steals	N/A
Blocks	N/A
FG Made	N/A
FG Attempts	N/A
FT Made	N/A
FT Attempts	N/A
3-Pt. Made	N/A
3-Pt. Attempts	N/A
Minutes	1 (2x last) vs. Morgan State (12/9/17)

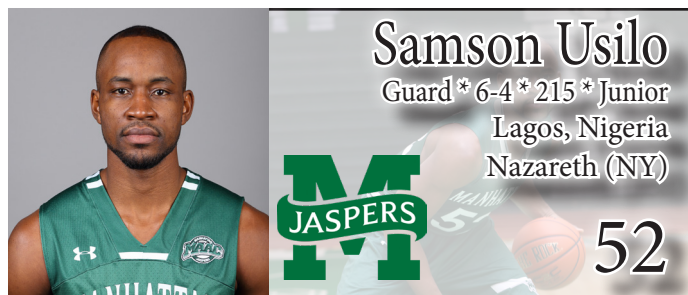
## 2017-2018 Game-By-Game Stats

Opponent	Date	gs	min	Total		3-Pointers		Free throws		Rebounds				pf	a	t/o	blk	stl	pts	avg
				fg-fga	pct	3fg-fga	pct	ft-fa	pct	off	def	tot	avg							
vs Holy Cross	12/01/17	1		0-0	.000	0-0	.000	0-0	.000	0	0	0	0.0	0	0	0	0	0	0	0.0
MORGAN STATE	12/09/17	1		0-0	.000	0-0	.000	0-0	.000	0	0	0	0.0	0	0	0	0	0	0	0.0
Totals		0	2	0-0	.000	0-0	.000	0-0	.000	0	0	0	0.0	0	0	0	0	0	0	0.0

Games played: 2  
Minutes/game: 1.0

## Matt Maloney (12/21/96) - 21 - \* Career Statistics

			Total		3-Point		F-Throws		Rebounds										Scoring	
Season	gp-gs	min/avg	fg-fga	pct	fg-fga	pct	ft-fa	pct	off	def	tot	avg	pf	fo	ast	to	blk	stl	pts	avg
2015-16	19-0	81/4.3	3-13	.231	2-11	.182	2-4	.500	1	5	6	0.3	18	0	0	4	1	2	10	0.5
2017-18	2-0	2/1.0	0-0	.000	0-0	.000	0-0	.000	0	0	0	0.0	0	0	0	0	0	0	0	0.0
TOTAL	21-0	83/4.0	3-13	.231	2-11	.182	2-4	.500	1	5	6	0.3	18	0	0	4	1	2	10	0.5



## Manhattan Career Game-Highs

### Career Highs

Points	12 (2x last) vs. Niagara (1/10/17)
Rebounds	11 at Quinnipiac (1/7/17)
Assists	2 (2x last) at Quinnipiac (1/7/17)
Steals	2 (3x last) at Marist (1/2/17)
Blocks	2 vs. Iona (1/17/17)
FG Made	5 (2x last) vs. Niagara (1/10/17)
FG Attempts	15 at Quinnipiac (1/7/17)
FT Made	5 vs. Siena (1/22/17)
FT Attempts	7 at Quinnipiac (1/7/17)
3-Pt. Made	1 at West Virginia (11/28/16)
3-Pt. Attempts	2 (2x last) vs. Fairfield (1/5/17)
Minutes	28 (2x last) vs. Iona (1/17/17)

## 2016-2017 Game-By-Game Stats

Opponent	Date	gs	min	Total		3-Pointers		Free throws		Rebounds				pf	a	t/o	blk	stl	pts	avg
				fg-fga	pct	3fg-fga	pct	ft-fa	pct	off	def	tot	avg							
at Bucknell	11/11/16	9	0-1	.000	0-1	.000	0-0	.000	1	1	2	2.0	1	0	2	0	0	0	0	0.0
WINTHROP	11/16/16	7	1-2	.500	0-0	.000	0-6	.000	3	0	3	2.5	1	0	1	1	0	2	1.0	
HOFSTRA	11/18/16	15	0-0	.000	0-0	.000	2-2	1.000	0	3	3	2.7	2	2	0	0	0	2	1.3	
at Temple	11/20/16	13	0-1	.000	0-1	.000	0-0	.000	1	1	2	2.5	1	0	2	0	0	0	1.0	
at Detroit Mercy	11/26/16	11	0-2	.000	0-0	.000	1-2	.500	1	0	1	2.2	3	0	1	0	0	1	1.0	
at West Virginia	11/28/16	22	4-10	.400	1-1	1.000	0-4	.000	3	4	7	3.0	2	0	2	1	0	9	2.3	
CANISIUS	12/02/16	*	12	2-5	.400	0-2	.000	0-0	.000	0	1	1	2.7	2	0	2	0	0	4	2.6
at Saint Peter's	12/04/16	1	0-0	.000	0-0	.000	0-2	.000	0	0	0	2.4	0	0	0	0	1	0	2.3	
at Morgan State	12/06/16	3	0-1	.000	0-0	.000	0-0	.000	0	0	0	2.1	0	1	0	0	0	0	2.0	
FORDHAM	12/10/16	*	16	1-3	.333	0-0	.000	2-2	1.000	1	3	4	2.3	2	1	4	1	1	4	2.2
vs Florida State	12/17/16	*	9	0-3	.000	0-0	.000	0-0	.000	1	0	1	2.2	4	0	0	0	1	0	2.0
at St. Francis Brooklyn	12/20/16	*	16	0-4	.000	0-1	.000	0-0	.000	0	4	4	2.3	1	0	1	1	2	0	1.8
EASTERN KENTUCKY	12/22/16	*	12	1-2	.500	0-0	.000	0-0	.000	0	2	2	2.3	0	0	1	1	2	2	1.8
at Marist	01/02/17	*	14	1-3	.333	0-0	.000	0-0	.000	1	3	4	2.4	0	0	0	0	2	1.9	
FAIRFIELD	01/05/17	*	14	2-6	.333	0-2	.000	3-5	.600	3	2	5	2.6	0	1	1	0	0	7	2.2
at Quinnipiac	01/07/17	*	27	5-15	.333	0-0	.000	2-7	.286	8	3	11	3.1	2	2	2	0	1	12	2.8
NIAGARA	01/10/17	*	25	5-6	.833	0-0	.000	2-3	.667	2	7	9	3.5	2	1	3	0	1	12	3.4
RIDER	01/13/17	*	28	2-5	.400	0-0	.000	0-2	.000	2	5	7	3.7	4	0	0	0	0	4	3.4
IONA	01/17/17	*	28	3-6	.500	0-0	.000	2-2	1.000	2	7	9	3.9	3	1	2	2	1	8	3.6
at Monmouth	01/20/17	*	15	1-2	.500	0-0	.000	1-3	.333	0	3	3	3.9	3	0	2	0	0	3	3.6
SIENA	01/22/17	*	23	3-6	.500	0-0	.000	5-6	.833	2	1	3	3.9	3	0	1	1	0	11	4.0
at Niagara	01/26/17	10	0-2	.000	0-0	.000	0-0	.000	0	1	1	3.7	1	0	0	0	0	0	3.8	
at Fairfield	01/31/17	14	2-2	1.000	0-0	.000	1-1	1.000	0	4	4	3.7	3	0	1	1	1	5	3.8	
MARIST	02/04/17	11	1-3	.333	0-0	.000	0-0	.000	0	3	3	3.7	1	0	2	0	0	2	3.8	
MONMOUTH	02/10/17	5	0-2	.000	0-0	.000	0-0	.000	3	1	4	3.7	1	0	1	0	0	0	3.6	
SAINT PETER'S	02/12/17	10	0-2	.000	0-0	.000	2-2	1.000	1	1	2	3.7	1	0	0	0	0	2	3.5	
QUINNIPAC	02/19/17	4	0-0	.000	0-0	.000	0-0	.000	0	1	1	3.6	1	1	1	0	0	0	3.4	
at Rider	02/22/17	0	0-0	.000	0-0	.000	0-0	.000	0	0	0	3.4	0	0	0	0	0	0	3.3	
at Iona	02/24/17	16	1-1	1.000	0-0	.000	1-2	.500	0	1	1	3.3	0	0	1	0	0	3	3.3	
vs Rider	03/02/17	*	15	0-4	.000	0-0	.000	0-0	.000	0	0	0	3.2	1	0	1	1	1	0	3.2
Totals		14	405	35-99	.354	1-8	.125	24-51	.471	35	62	97	3.2	45	10	34	10	14	95	3.2

## Samson Usilo (11/24/95) - 22 - \* Career Statistics

			Total		3-Point		F-Throws		Rebounds											Scoring	
Season	gp-gs	min/avg	fg-fga	pct	fg-fga	pct	ft-fa	pct	off	def	tot	avg	pf	fo	ast	to	blk	stl	pts	avg	
2016-17	30-14	405/13.5	35-99	.354	1-8	.125	24-51	.471	35	62	97	3.2	45	0	10	34	10	14	95	3.2	
TOTAL	30-14	405/13.5	35-99	.354	1-8	.125	24-51	.471	35	62	97	3.2	45	0	10	34	10	14	95	3.2	



## Manhattan Career Game-Highs

### Career Highs

Points	19 at Marist (1/2/18)
Rebounds	10 vs. Fairfield (12/30/17)
Assists	2 (2x last) at No. 22 Seton Hall (12/23/17)
Steals	1 (5x last) at Saint Peter's (1/21/18)
Blocks	6 (2x last) vs. Canisius (1/19/18)
FG Made	8 (2x last) at Marist (1/2/18)
FG Attempts	15 at Fairfield (1/11/18)
FT Made	8 at Niagara (1/24/18)
FT Attempts	10 (2x last) at Niagara (1/24/18)
3-Pt. Made	N/A
3-Pt. Attempts	N/A
Minutes	32 against Holy Cross (12/1/17)

## 2017-2018 Game-By-Game Stats

Opponent	Date	gs	min	Total		3-Pointers		Free throws		Rebounds				pf	a	t/o	blk	stl	pts	avg	
				fg-fga	pct	3fg-fga	pct	ft-fa	pct	off	def	tot	avg								
ST. FRANCIS BROOKLYN	11/15/17	*	16	0-2	.000	0-0	.000	5-6	.833	1	4	5	5.0	3	1	1	2	0	5	5.0	
HARVARD	11/18/17	*	17	3-6	.500	0-0	.000	1-1	1.000	1	5	6	5.5	2	0	4	1	1	7	6.0	
vs UMKC	11/20/17	*	22	2-5	.400	0-0	.000	2-4	.500	3	3	6	5.7	4	0	0	3	0	6	6.0	
vs Missouri State	11/21/17	*	21	4-7	.571	0-0	.000	0-2	.000	2	1	3	5.0	4	0	0	5	0	8	6.5	
vs Northern Illinois	11/22/17	*	30	6-6	1.000	0-0	.000	5-10	.500	3	5	8	5.6	4	2	3	4	0	17	8.6	
at Fordham	11/26/17	*	19	3-4	.750	0-0	.000	1-4	.250	2	2	4	5.3	3	0	3	5	0	7	8.3	
vs Holy Cross	12/01/17	*	32	3-6	.500	0-0	.000	5-6	.833	4	3	7	5.6	0	1	2	1	0	11	8.7	
vs Towson	12/02/17	*	30	1-5	.200	0-0	.000	0-0	.000	2	2	4	5.4	4	1	2	2	1	2	7.9	
MORGAN STATE	12/09/17	*	17	3-4	.750	0-0	.000	1-2	.500	1	2	3	5.1	4	0	0	2	0	7	7.8	
at Tulsa	12/16/17	*	27	8-10	.800	0-0	.000	0-0	.000	4	5	9	5.5	5	0	2	2	0	16	8.6	
at Hofstra	12/20/17	*	15	1-3	.333	0-0	.000	4-7	.571	4	5	9	5.8	4	0	1	6	0	6	8.4	
at Seton Hall	12/23/17	*	12	3-4	.750	0-0	.000	0-0	.000	3	5	8	6.0	5	2	1	1	1	6	8.2	
FAIRFIELD	12/30/17	*	24	6-8	.750	0-0	.000	4-7	.571	5	5	10	6.3	4	0	2	0	0	16	8.8	
at Marist	01/02/18	*	30	8-12	.667	0-0	.000	3-5	.600	4	3	7	6.4	4	0	0	1	0	19	9.5	
at Monmouth	01/05/18	*	14	1-2	.500	0-0	.000	0-0	.000	1	1	2	6.1	4	0	0	0	0	2	9.0	
RIDER	01/07/18	*	10	0-2	.000	0-0	.000	0-0	.000	0	2	2	5.8	4	0	1	1	0	0	8.4	
at Fairfield	01/11/18	*	30	7-15	.467	0-0	.000	0-2	.000	4	3	7	5.9	1	0	2	3	0	14	8.8	
SIENA	01/13/18	*	25	5-6	.833	0-0	.000	2-6	.333	3	2	5	5.8	3	0	2	3	0	12	8.9	
CANISIUS	01/19/18	*	31	7-8	.875	0-0	.000	3-4	.750	0	5	5	5.8	2	0	4	6	1	17	9.4	
at Saint Peter's	01/21/18	*	23	2-6	.333	0-0	.000	6-6	1.000	1	5	6	5.8	5	1	2	2	1	10	9.4	
at Niagara	01/24/18	*	31	5-11	.455	0-0	.000	8-10	.800	4	5	9	6.0	3	0	2	4	0	18	9.8	
Totals			21	476	78-132	.591	0-0	.000	50-82	.610	52	73	125	6.0	72	8	34	54	5	206	9.8
Games played: 21										Rebounds/game: 6.0											
Minutes/game: 22.7										Assists/game: 0.4											
Points/game: 9.8										Turnovers/game: 1.6											
FG Pct: 59.1										Assist/turnover ratio: 0.2											
FT Pct: 61.0										Steals/game: 0.2											
										Blocks/game: 2.6											

## Pauly Paulicap (5/9/97) - 20 - \* Career Statistics

			Total		3-Point		F-Throws		Rebounds										Scoring	
Season	gp-gs	min/avg	fg-fga	pct	fg-fga	pct	ft-fa	pct	off	def	tot	avg	pf	fo	ast	to	blk	stl	pts	avg
2017-18	21-21	476/22.7	78-132	.591	0-0	.000	50-82	.610	52	73	125	6.0	72	3	8	34	54	5	206	9.8
TOTAL	21-21	476/22.7	78-132	.591	0-0	.000	50-82	.610	52	73	125	6.0	72	3	8	34	54	5	206	9.8



## Manhattan Career | Season Game-Highs

### Career Highs

Points	20 vs. Quinnipiac (2/19/17)
Rebounds	6 (2x last) vs. Hofstra (11/18/16)
Assists	6 vs. Eastern Kentucky (12/22/16)
Steals	4 (4x last) vs. Siena (1/13/18)
Blocks	1 (9x last) at Niagara (1/24/18)
FG Made	7 (3x last) against Rider (3/2/17)
FG Attempts	16 at Monmouth (1/20/17)
FT Made	7 at Hofstra (12/20/17)
FT Attempts	13 at Hofstra (12/20/17)
3-Pt. Made	2 (8x last) at Fairfield (1/11/18)
3-Pt. Attempts	7 (2x last) vs. Fairfield (1/5/17)
Minutes	32 vs. SFBK (11/15/17)

### 2017-2018 Season Highs

Points	17 at Hofstra (12/20/17)
Rebounds	5 vs. Fairfield (12/30/17)
Assists	4 vs. Siena (1/13/18)
Steals	4 (3x last) vs. Siena (1/13/18)
Blocks	1 (3x last) at Niagara (1/24/18)
FG Made	6 against Towson (12/2/17)
FG Attempts	14 against Towson (12/2/17)
FT Made	7 at Hofstra (12/20/17)
FT Attempts	13 at Hofstra (12/20/17)
3-Pt. Made	2 (5x last) at Fairfield (1/11/18)
3-Pt. Attempts	4 (2x last) at Niagara (1/24/18)
Minutes	32 vs. SFBK (11/15/17)

## 2017-2018 Game-By-Game Stats

Opponent	Date	gs	min	Total		3-Pointers		Free throws		Rebounds											
				fg-fga	pct	3fg-fga	pct	ft-fita	pct	off	def	tot	avg	pf	a	t/o	blk	stl	pts	avg	
ST. FRANCIS BROOKLYN	11/15/17	*	32	2-5	.400	0-0	.000	4-6	.667	0	3	3	3.0	1	2	5	0	4	8	8.0	
HARVARD	11/18/17	*	23	3-6	.500	2-3	.667	3-4	.750	0	1	1	2.0	1	3	1	0	1	11	9.5	
vs UMKC	11/20/17	*	25	4-11	.364	1-4	.250	5-7	.714	2	0	2	2.0	3	1	1	0	2	14	11.0	
vs Missouri State	11/21/17	*	24	5-10	.500	2-3	.667	3-4	.750	1	2	3	2.3	3	1	4	0	1	15	12.0	
vs Northern Illinois	11/22/17	*	15	0-1	.000	0-1	.000	0-0	.000	0	1	1	2.0	1	1	1	0	1	0	9.6	
at Fordham	11/26/17	*	11	0-2	.000	0-1	.000	0-0	.000	0	0	0	1.7	2	0	4	0	0	0	8.0	
vs Holy Cross	12/01/17	*	26	2-7	.286	0-2	.000	6-6	1.000	1	1	2	1.7	1	2	0	1	2	10	8.3	
vs Towson	12/02/17	*	28	6-14	.429	2-3	.667	2-2	1.000	0	3	3	1.9	2	2	5	0	0	16	9.3	
MORGAN STATE	12/09/17	*	25	3-6	.500	1-3	.333	2-5	.400	0	4	4	2.1	3	1	2	0	1	9	9.2	
at Tulsa	12/16/17	*	22	1-3	.333	0-2	.000	0-0	.000	1	1	2	2.1	4	2	1	1	0	2	8.5	
at Hofstra	12/20/17		25	4-9	.444	2-3	.667	7-13	.538	0	0	0	1.9	3	3	2	0	4	17	9.3	
at Seton Hall	12/23/17		14	3-6	.500	1-2	.500	0-0	.000	0	1	1	1.8	3	2	4	0	2	7	9.1	
FAIRFIELD	12/30/17	*	20	1-8	.125	0-2	.000	0-0	.000	1	4	5	2.1	0	3	4	0	0	2	8.5	
at Marist	01/02/18		26	4-8	.500	0-1	.000	2-3	.667	0	4	4	2.2	4	3	1	0	3	10	8.6	
at Monmouth	01/05/18		21	2-8	.250	0-3	.000	2-3	.667	1	1	2	2.2	0	1	2	0	2	6	8.5	
RIDER	01/07/18		18	1-4	.250	0-2	.000	0-3	.000	0	1	1	2.1	1	2	2	0	0	2	8.1	
at Fairfield	01/11/18		18	3-6	.500	2-3	.667	0-0	.000	1	1	2	2.1	3	0	1	0	1	8	8.1	
SIENA	01/13/18		20	3-10	.300	0-2	.000	4-6	.667	0	1	1	2.1	2	4	3	0	4	10	8.2	
CANISIUS	01/19/18		13	3-5	.600	1-1	1.000	0-0	.000	0	0	0	1.9	1	3	2	0	0	7	8.1	
at Saint Peter's	01/21/18		5	1-2	.500	1-1	1.000	0-0	.000	0	1	1	1.9	0	0	1	0	0	3	7.9	
at Niagara	01/24/18		25	4-11	.364	1-4	.250	3-4	.750	0	2	2	1.9	2	3	4	1	0	12	8.0	
Totals			11	436	55-142	.387	16-46	.348	43-66	.652	8	32	40	1.9	40	39	50	3	28	169	8.0

Games played: 21  
Minutes/game: 20.8  
Points/game: 8.0  
FG Pct: 38.7  
3FG Pct: 34.8  
FT Pct: 65.2

Rebounds/game: 1.9  
Assists/game: 1.9  
Turnovers/game: 2.4  
Assist/turnover ratio: 0.8  
Steals/game: 1.3  
Blocks/game: 0.1

## Aaron Walker Jr. (9/22/97) - 20 - \* Career Statistics

Season	gp-gs	min/avg	Total fg-fga	pct	3-Point fg-fga	pct	F-Throws ft-fa	pct	Rebounds off	def	tot	avg	pf	fo	ast	to	blk	stl	Scoring pts	avg
2016-17	32-8	577/18.0	101-245	.412	17-67	.254	66-109	.606	23	53	76	2.4	77	2	53	65	6	28	285	8.9
2017-18	21-11	436/20.8	55-142	.387	16-46	.348	43-66	.652	8	32	40	1.9	40	0	39	50	3	28	169	8.0
TOTAL	53-19	1013/19.1	156-387	.403	33-113	.292	109-175	.623	31	85	116	2.2	117	2	92	115	9	56	454	8.6



## Ebube Ebube

Forward \* 6-7 \* 220 \* Freshman

San Juan, Puerto Rico

Lawrenceville (NJ)



# 24

### Manhattan Career Game-Highs

#### Career Highs

Points	7 against Holy Cross (12/1/17)
Rebounds	6 (2x last) vs. Morgan State (12/9/17)
Assists	2 (3x last) at Niagara (1/24/18)
Steals	2 at Monmouth (1/5/18)
Blocks	1 (2x last) vs. Morgan State (12/9/17)
FG Made	3 against Holy Cross (12/1/17)
FG Attempts	4 against Holy Cross (12/1/17)
FT Made	1 (2x last) vs. Morgan State (12/9/17)
FT Attempts	4 vs. Morgan State (12/9/17)
3-Pt. Made	N/A
3-Pt. Attempts	2 against Missouri State (11/21/17)
Minutes	17 against Holy Cross (12/1/17)

### 2017-2018 Game-By-Game Stats

Opponent	Date	gs	min	Total		3-Pointers		Free throws		Rebounds				pf	a	t/o	blk	stl	pts	avg
				fg-fga	pct	3fg-fga	pct	ft-fia	pct	off	def	tot	avg							
ST. FRANCIS BROOKLYN	11/15/17	8		0-2	.000	0-0	.000	0-0	.000	1	0	1	1.0	3	2	0	0	0	0	0.0
HARVARD	11/18/17	5		0-0	.000	0-0	.000	0-0	.000	0	0	0	0.5	0	0	1	0	0	0	0.0
vs Missouri State	11/21/17	4		0-2	.000	0-2	.000	0-0	.000	0	0	0	0.3	1	0	0	0	0	0	0.0
vs Holy Cross	12/01/17	17		3-4	.750	0-0	.000	1-3	.333	6	0	6	1.8	3	1	2	1	1	7	1.8
vs Towson	12/02/17	7		1-2	.500	0-0	.000	0-0	.000	0	2	2	1.8	1	1	0	0	0	2	1.8
MORGAN STATE	12/09/17	14		1-1	1.000	0-0	.000	1-4	.250	3	3	6	2.5	2	0	3	1	1	3	2.0
at Hofstra	12/20/17	7		0-0	.000	0-0	.000	0-0	.000	0	2	2	2.4	2	0	0	0	1	0	1.7
at Seton Hall	12/23/17	7		0-1	.000	0-0	.000	0-0	.000	1	0	1	2.3	1	0	0	0	1	0	1.5
at Marist	01/02/18	3		0-0	.000	0-0	.000	0-0	.000	1	0	1	2.1	1	0	0	0	0	0	1.3
at Monmouth	01/05/18	11		0-2	.000	0-0	.000	0-0	.000	0	0	0	1.9	0	0	0	0	2	0	1.2
RIDER	01/07/18	9		0-0	.000	0-0	.000	0-0	.000	2	0	2	1.9	2	2	0	0	0	0	1.1
SIENA	01/13/18	7		0-0	.000	0-0	.000	0-0	.000	0	0	0	1.8	3	0	0	0	0	0	1.0
CANISIUS	01/19/18	1		0-1	.000	0-0	.000	0-0	.000	0	0	0	1.6	0	0	0	0	0	0	0.9
at Saint Peter's	01/21/18	6		0-0	.000	0-0	.000	0-0	.000	0	1	1	1.6	1	0	0	0	1	0	0.9
at Niagara	01/24/18	7		0-0	.000	0-0	.000	0-0	.000	2	0	2	1.6	1	2	1	0	0	0	0.8
<b>Totals</b>		<b>0</b>	<b>113</b>	<b>5-15</b>	<b>.333</b>	<b>0-2</b>	<b>.000</b>	<b>2-7</b>	<b>.286</b>	<b>16</b>	<b>8</b>	<b>24</b>	<b>1.6</b>	<b>21</b>	<b>8</b>	<b>7</b>	<b>2</b>	<b>7</b>	<b>12</b>	<b>0.8</b>
Games played: 15										Rebounds/game: 1.6										
Minutes/game: 7.5										Assists/game: 0.5										
Points/game: 0.8										Turnovers/game: 0.5										
FG Pct: 33.3										Assist/turnover ratio: 1.1										
3FG Pct: 0.0										Steals/game: 0.5										
FT Pct: 28.6										Blocks/game: 0.1										

### Ebube Ebube (12/11/97) - 20 - \* Career Statistics

Season	gp-gs	min/avg	Total		3-Point		F-Throws		Rebounds				pf	fo	ast	to	blk	stl	Scoring	
			fg-fga	pct	fg-fga	pct	ft-fia	pct	off	def	tot	avg							pts	avg
2017-18	15-0	113/7.5	5-15	.333	0-2	.000	2-7	.286	16	8	24	1.6	21	0	8	7	2	7	12	0.8
<b>TOTAL</b>	<b>15-0</b>	<b>113/7.5</b>	<b>5-15</b>	<b>.333</b>	<b>0-2</b>	<b>.000</b>	<b>2-7</b>	<b>.286</b>	<b>16</b>	<b>8</b>	<b>24</b>	<b>1.6</b>	<b>21</b>	<b>0</b>	<b>8</b>	<b>7</b>	<b>2</b>	<b>7</b>	<b>12</b>	<b>0.8</b>





# Nehemiah Mack

Guard \* 6-1 \* 190 \* Freshman

Harrisburg, PA

Massanutten Prep (VA)



## 10

## Manhattan Career Game-Highs

### Career Highs

Points	6 against Holy Cross (12/1/17)
Rebounds	3 (2x last) at Niagara (1/24/18)
Assists	5 at Fordham (11/26/17)
Steals	3 at Monmouth (1/5/18)
Blocks	N/A
FG Made	2 (3x last) vs. Canisius (1/19/18)
FG Attempts	5 at No. 22 Seton Hall (12/23/17)
FT Made	2 against Missouri State (11/21/17)
FT Attempts	3 against Missouri State (11/21/17)
3-Pt. Made	2 against Holy Cross (12/1/17)
3-Pt. Attempts	3 (3x last) at Monmouth (1/5/18)
Minutes	21 at No. 22 Seton Hall (12/23/17)

## 2017-2018 Game-By-Game Stats

Opponent	Date	gs	min	Total		3-Pointers		Free throws		Rebounds				pf	a	t/o	blk	stl	pts	avg
				fg-fga	pct	3fg-fga	pct	ft-fga	pct	off	def	tot	avg							
HARVARD	11/18/17	13	0-1	.000	0-1	.000	0-0	.000	0-0	0	2	2	2.0	0	1	0	0	0	0	0.0
vs UMKC	11/20/17	13	0-3	.000	0-3	.000	1-2	.500	0	1	1	1.5	2	0	2	0	0	1	0.5	
vs Missouri State	11/21/17	* 17	1-1	1.000	0-0	.000	2-3	.667	0	0	0	1.0	3	3	1	0	0	4	1.7	
vs Northern Illinois	11/22/17	* 6	0-0	.000	0-0	.000	0-0	.000	1	0	1	1.0	1	2	0	0	0	0	1.3	
at Fordham	11/26/17	17	1-3	.333	0-2	.000	0-0	.000	0	1	1	1.0	0	5	1	0	2	2	1.4	
vs Holy Cross	12/01/17	13	2-3	.667	2-3	.667	0-0	.000	1	1	2	1.2	2	1	3	0	0	6	2.2	
vs Towson	12/02/17	12	0-1	.000	0-1	.000	0-0	.000	0	0	0	1.0	3	0	0	0	0	0	1.9	
MORGAN STATE	12/09/17	11	0-1	.000	0-0	.000	1-2	.500	2	1	3	1.3	3	1	1	0	0	1	1.8	
at Tulsa	12/16/17	8	0-1	.000	0-1	.000	0-0	.000	0	1	1	1.2	3	1	1	0	2	0	1.6	
at Hofstra	12/20/17	* 12	0-1	.000	0-0	.000	0-0	.000	0	1	1	1.2	1	0	1	0	0	0	1.4	
at Seton Hall	12/23/17	* 21	2-5	.400	1-2	.500	0-0	.000	1	0	1	1.2	1	0	2	0	2	5	1.7	
FAIRFIELD	12/30/17	11	0-0	.000	0-0	.000	0-0	.000	0	1	1	1.2	0	0	1	0	1	0	1.6	
at Marist	01/02/18	20	1-2	.500	1-2	.500	0-0	.000	0	1	1	1.2	1	2	0	0	1	3	1.7	
at Monmouth	01/05/18	15	1-4	.250	1-3	.333	0-0	.000	0	0	0	1.1	3	2	1	0	3	3	1.8	
RIDER	01/07/18	5	1-1	1.000	1-1	1.000	0-0	.000	0	0	0	1.0	3	1	0	0	0	3	1.9	
at Fairfield	01/11/18	14	0-0	.000	0-0	.000	0-0	.000	0	0	0	0.9	0	3	1	0	1	0	1.8	
SIENA	01/13/18	17	0-0	.000	0-0	.000	0-0	.000	0	0	0	0.9	2	0	0	0	0	0	1.6	
CANISIUS	01/19/18	13	2-3	.667	1-2	.500	0-0	.000	0	1	1	0.9	5	0	1	0	1	5	1.8	
at Saint Peter's	01/21/18	20	1-2	.500	1-2	.500	0-0	.000	0	0	0	0.8	4	0	1	0	1	3	1.9	
at Niagara	01/24/18	9	0-0	.000	0-0	.000	0-0	.000	1	2	3	1.0	5	1	0	0	1	0	1.8	
Totals		4	267	12-32	.375	8-23	.348	4-7	.571	6	13	19	1.0	42	23	17	0	15	36	1.8
Games played: 20								Rebounds/game: 1.0												
Minutes/game: 13.4								Assists/game: 1.2												
Points/game: 1.8								Turnovers/game: 0.9												
FG Pct: 37.5								Assist/turnover ratio: 1.4												
3FG Pct: 34.8								Steals/game: 0.8												
FT Pct: 57.1																				

## Nehemiah Mack (7/8/97) - 20 - \* Career Statistics

Season	gp-gs	min/avg	Total		3-Point		F-Throws		Rebounds				pf	fo	ast	to	blk	stl	Scoring	
			fg-fga	pct	fg-fga	pct	ft-fga	pct	off	def	tot	avg							pts	avg
2017-18	20-4	267/13.4	12-32	.375	8-23	.348	4-7	.571	6	13	19	1.0	42	2	23	17	0	15	36	1.8
TOTAL	20-4	267/13.4	12-32	.375	8-23	.348	4-7	.571	6	13	19	1.0	42	2	23	17	0	15	36	1.8



## Patrick Strzala

Guard \* 6-4 \* 190 \* Freshman

Bayonne, NJ

Bayonne



# 2

### Manhattan Career Game-Highs

#### Career Highs

Points	9 vs. Morgan State (12/9/17)
Rebounds	2 at No. 22 Seton Hall (12/23/17)
Assists	2 at Fordham (11/26/17)
Steals	2 vs. Siena (1/13/18)
Blocks	N/A
FG Made	3 vs. Morgan State (12/9/17)
FG Attempts	6 (2x last) at No. 22 Seton Hall (12/23/17)
FT Made	3 at Niagara (1/24/18)
FT Attempts	3 at Niagara (1/24/18)
3-Pt. Made	3 vs. Morgan State (12/9/17)
3-Pt. Attempts	6 at No. 22 Seton Hall (12/23/17)
Minutes	20 at No. 22 Seton Hall (12/23/17)

### 2017-2018 Game-By-Game Stats

Opponent	Date	gs	min	Total		3-Pointers		Free throws		Rebounds				pf	a	t/o	blk	stl	pts	avg
				fg-fga	pct	3fg-fga	pct	ft-fga	pct	off	def	tot	avg							
ST. FRANCIS BROOKLYN	11/15/17	10		1-3	.333	1-2	.500	0-0	.000	0	1	1	1.0	1	0	1	0	0	3	3.0
HARVARD	11/18/17	8		0-1	.000	0-1	.000	0-0	.000	0	1	1	1.0	0	0	0	0	0	0	1.5
vs UMKC	11/20/17	8		2-2	1.000	2-2	1.000	0-0	.000	0	1	1	1.0	0	1	0	0	0	6	3.0
vs Missouri State	11/21/17	8		0-0	.000	0-0	.000	0-0	.000	0	0	0	0.8	1	0	1	0	0	0	2.3
vs Northern Illinois	11/22/17	5		1-2	.500	1-2	.500	0-0	.000	0	0	0	0.6	1	0	0	0	0	3	2.4
at Fordham	11/26/17	10		0-2	.000	0-2	.000	0-0	.000	0	1	1	0.7	0	2	1	0	0	0	2.0
vs Holy Cross	12/01/17	6		0-1	.000	0-1	.000	0-0	.000	0	1	1	0.7	2	1	1	0	0	0	1.7
vs Towson	12/02/17	13		2-3	.667	1-2	.500	0-0	.000	0	0	0	0.6	1	1	0	0	1	5	2.1
MORGAN STATE	12/09/17	11		3-6	.500	3-5	.600	0-0	.000	0	0	0	0.6	2	0	0	0	1	9	2.9
at Tulsa	12/16/17	13		1-4	.250	1-3	.333	0-0	.000	0	1	1	0.6	1	0	0	0	0	3	2.9
at Hofstra	12/20/17	5		0-0	.000	0-0	.000	0-0	.000	0	0	0	0.5	0	0	1	0	1	0	2.6
at Seton Hall	12/23/17	20		2-6	.333	2-6	.333	0-0	.000	0	2	2	0.7	3	1	3	0	2	6	2.9
FAIRFIELD	12/30/17	5		0-1	.000	0-0	.000	0-0	.000	0	1	1	0.7	1	0	0	0	0	0	2.7
at Marist	01/02/18	6		2-3	.667	2-3	.667	0-0	.000	0	0	0	0.6	0	0	0	0	0	6	2.9
at Monmouth	01/05/18	7		1-3	.333	1-3	.333	2-2	1.000	1	0	1	0.7	2	0	0	0	0	5	3.1
RIDER	01/07/18	8		1-3	.333	1-3	.333	2-2	1.000	0	1	1	0.7	0	0	0	0	0	5	3.2
at Fairfield	01/11/18	7		0-0	.000	0-0	.000	0-0	.000	0	0	0	0.6	0	0	1	0	0	0	3.0
SIENA	01/13/18	10		1-3	.333	1-1	1.000	0-0	.000	0	1	1	0.7	3	1	1	0	2	3	3.0
CANISIUS	01/19/18	7		0-0	.000	0-0	.000	0-0	.000	0	1	1	0.7	0	0	1	0	0	0	2.8
at Saint Peter's	01/21/18	9		0-1	.000	0-1	.000	0-0	.000	0	0	0	0.7	1	0	1	0	0	0	2.7
at Niagara	01/24/18	9		1-3	.333	1-3	.333	3-3	1.000	0	0	0	0.6	2	0	0	0	0	6	2.9
Totals		0	185	18-47	.383	17-40	.425	7-7	1.000	1	12	13	0.6	21	7	12	0	7	60	2.9
Games played: 21																				
Minutes/game: 8.8																				
Points/game: 2.9																				
FG Pct: 38.3																				
3FG Pct: 42.5																				
FT Pct: 100.0																				
Rebounds/game: 0.6																				
Assists/game: 0.3																				
Turnovers/game: 0.6																				
Assist/turnover ratio: 0.6																				
Steals/game: 0.3																				

### Patrick Strzala (6/29/98) - 19 - \* Career Statistics

Season	gp-gs	min/avg	Total		3-Point		F-Throws		Rebounds				pf	fo	ast	to	blk	stl	Scoring	
			fg-fga	pct	fg-fga	pct	ft-fa	pct	off	def	tot	avg							pts	avg
2017-18	21-0	185/8.8	18-47	.383	17-40	.425	7-7	1.000	1	12	13	0.6	21	0	7	12	0	7	60	2.9
<b>TOTAL</b>	<b>21-0</b>	<b>185/8.8</b>	<b>18-47</b>	<b>.383</b>	<b>17-40</b>	<b>.425</b>	<b>7-7</b>	<b>1.000</b>	<b>1</b>	<b>12</b>	<b>13</b>	<b>0.6</b>	<b>21</b>	<b>0</b>	<b>7</b>	<b>12</b>	<b>0</b>	<b>7</b>	<b>60</b>	<b>2.9</b>

## TEAM STATISTICS

Opponent	Date	Score		Total		3-Pointers		Free throws		Rebounds				pf	a	t/o	blk	stl	pts	avg
				fg-fga	pct	3fg-fga	pct	ft-fta	pct	off	def	tot	avg							
ST. FRANCIS BROOKLYN	11/15/17	80-79	Wot	26-56	.464	3-9	.333	25-38	.658	11	28	39	39.0	26	12	19	2	9	80	80.0
HARVARD	11/18/17	73-69	W	25-51	.490	10-17	.588	13-19	.684	5	32	37	38.0	17	16	18	1	5	73	76.5
vs UMKC	11/20/17	63-74	L	21-53	.396	3-20	.150	18-26	.692	13	22	35	37.0	25	10	16	4	5	63	72.0
vs Missouri State	11/21/17	65-69	L	23-53	.434	8-19	.421	11-15	.733	7	22	29	35.0	23	14	14	7	4	65	70.2
vs Northern Illinois	11/22/17	68-70	L	25-52	.481	10-28	.357	8-14	.571	9	20	29	33.8	15	19	11	5	3	68	69.8
at Fordham	11/26/17	57-70	L	23-49	.469	6-16	.375	5-12	.417	12	20	32	33.5	10	16	25	6	5	57	67.7
vs Holy Cross	12/01/17	70-54	W	22-47	.468	8-23	.348	18-24	.750	14	17	31	33.1	12	13	15	3	8	70	68.0
vs Towson	12/02/17	55-56	L	20-47	.426	8-18	.444	7-9	.778	6	17	23	31.9	18	16	19	3	12	55	66.4
MORGAN STATE	12/09/17	80-66	W	29-54	.537	9-23	.391	13-25	.520	11	27	38	32.6	24	21	18	8	6	80	67.9
at Tulsa	12/16/17	66-80	L	26-58	.448	8-20	.400	6-11	.545	11	18	29	32.2	26	12	14	3	4	66	67.7
at Hofstra	12/20/17	63-61	W	19-45	.422	3-9	.333	22-36	.611	5	30	35	32.5	23	9	16	6	7	63	67.3
at Seton Hall	12/23/17	62-74	L	23-54	.426	9-20	.450	7-7	1.000	8	18	26	31.9	24	10	21	2	9	62	66.8
FAIRFIELD	12/30/17	61-58	W	21-43	.488	5-11	.455	14-21	.667	9	23	32	31.9	13	13	18	2	4	61	66.4
at Marist	01/02/18	101-96	Wot	32-69	.464	6-19	.316	31-39	.795	13	26	39	32.4	25	17	12	2	10	101	68.9
at Monmouth	01/05/18	66-77	L	22-55	.400	11-28	.393	11-15	.733	9	18	27	32.1	20	10	17	1	10	66	68.7
RIDER	01/07/18	76-82	L	24-65	.369	14-38	.368	14-20	.700	15	24	39	32.5	23	18	14	1	6	76	69.1
at Fairfield	01/11/18	59-53	W	24-47	.511	7-12	.583	4-8	.500	10	18	28	32.2	11	12	16	3	4	59	68.5
SIENA	01/13/18	72-61	W	28-57	.491	4-12	.333	12-19	.632	11	15	26	31.9	21	16	15	3	11	72	68.7
CANISIUS	01/19/18	59-68	L	22-46	.478	6-15	.400	9-12	.750	7	25	32	31.9	18	15	19	9	2	59	68.2
Manhattan		1296		455-1001	.455	138-357	.387	248-370	.670	186	420	606	31.9	374	269	317	71	124	1296	68.2
Opponents		1317		456-1036	.440	117-356	.329	288-408	.706	222	426	648	34.1	394	277	301	38	154	1317	69.3

## OPPONENT STATISTICS

Opponent	Date	Score		Total		3-Pointers		Free throws		Rebounds				pf	a	t/o	blk	stl	pts	avg
				fg-fga	pct	3fg-fga	pct	ft-fta	pct	off	def	tot	avg							
ST. FRANCIS BROOKLYN	11/15/17	80-79	Wot	26-55	.473	10-31	.323	17-27	.630	8	24	32	32.0	35	13	18	3	13	79	79.0
HARVARD	11/18/17	73-69	W	23-60	.383	9-30	.300	14-15	.933	5	25	30	31.0	21	16	13	4	7	69	74.0
vs UMKC	11/20/17	63-74	L	22-47	.468	9-18	.500	21-29	.724	7	21	28	30.0	27	13	17	3	6	74	74.0
vs Missouri State	11/21/17	65-69	L	24-55	.436	1-11	.091	20-25	.800	12	25	37	31.8	19	14	12	2	8	69	72.8
vs Northern Illinois	11/22/17	68-70	L	27-56	.482	4-12	.333	12-15	.800	12	22	34	32.2	20	15	14	1	4	70	72.2
at Fordham	11/26/17	57-70	L	30-59	.508	7-16	.438	3-6	.500	10	17	27	31.3	13	23	15	2	17	70	71.8
vs Holy Cross	12/01/17	70-54	W	22-49	.449	5-16	.313	5-7	.714	10	14	24	30.3	17	11	16	0	3	54	69.3
vs Towson	12/02/17	55-56	L	20-53	.377	2-11	.182	14-19	.737	19	23	42	31.8	13	8	20	2	9	56	67.6
MORGAN STATE	12/09/17	80-66	W	22-58	.379	6-13	.462	16-27	.593	16	20	36	32.2	25	10	18	2	10	66	67.4
at Tulsa	12/16/17	66-80	L	26-48	.542	6-13	.462	22-32	.688	10	25	35	32.5	13	15	12	3	6	80	68.7
at Hofstra	12/20/17	63-61	W	20-62	.323	3-14	.214	18-26	.692	15	27	42	33.4	28	12	15	0	5	61	68.0
at Seton Hall	12/23/17	62-74	L	24-54	.444	5-18	.278	21-31	.677	18	23	41	34.0	18	17	19	2	10	74	68.5
FAIRFIELD	12/30/17	61-58	W	21-60	.350	5-27	.185	11-16	.688	16	20	36	34.2	23	10	13	2	8	58	67.7
at Marist	01/02/18	101-96	Wot	25-59	.424	17-37	.459	29-36	.806	12	30	42	34.7	30	15	20	0	3	96	69.7
at Monmouth	01/05/18	66-77	L	26-46	.565	4-11	.364	21-30	.700	6	26	32	34.5	22	15	16	1	12	77	70.2
RIDER	01/07/18	76-82	L	35-66	.530	3-18	.167	9-22	.409	15	28	43	35.1	19	20	12	3	8	82	70.9
at Fairfield	01/11/18	59-53	W	21-49	.429	10-26	.385	1-3	.333	10	16	26	34.5	15	19	16	2	5	53	69.9
SIENA	01/13/18	72-61	W	18-41	.439	3-12	.250	22-25	.880	9	22	31	34.3	20	9	25	5	8	61	69.4
CANISIUS	01/19/18	59-68	L	24-59	.407	8-22	.364	12-17	.706	12	18	30	34.1	16	22	10	1	12	68	69.3
Opponents		1317		456-1036	.440	117-356	.329	288-408	.706	222	426	648	34.1	394	277	301	38	154	1317	69.3
Manhattan		1296		455-1001	.455	138-357	.387	248-370	.670	186	420	606	31.9	374	269	317	71	124	1296	68.2

**2017-2018 Manhattan Basketball**  
**Manhattan Combined Team Statistics (as of Jan 24, 2018)**  
**All games**

<b>RECORD:</b>	<b>OVERALL</b>	<b>HOME</b>	<b>AWAY</b>	<b>NEUTRAL</b>
ALL GAMES	10-11	5-2	4-5	1-4
CONFERENCE	5-4	2-2	3-2	0-0
NON-CONFERENCE	5-7	3-0	1-3	1-4

#	Player	gp-gs	min	avg	Total	fg%	3-Point	3fg%	F-Throw	ft%	Rebounds				pf	dq	a	to	blk	stl	pts	avg
					fg-fga		3fg-fga		ft-fa		off	def	tot	avg								
23	Williams, Rich	19-19	601	31.6	96-218	.440	33-80	.413	31-39	.795	13	66	79	4.2	44	1	56	52	3	15	256	13.5
04	Waterman, Zane	21-15	570	27.1	74-164	.451	18-60	.300	46-70	.657	47	85	132	6.3	52	1	25	50	6	13	212	10.1
33	Paulicap, Pauly	21-21	476	22.7	78-132	.591	0-0	.000	50-82	.610	52	73	125	6.0	72	3	8	34	54	5	206	9.8
03	Turner, Xavier	21-13	575	27.4	53-116	.457	20-47	.426	66-83	.795	9	37	46	2.2	46	0	83	60	0	16	192	9.1
14	Crawford, Calvin	21-8	587	28.0	65-163	.399	26-67	.388	28-35	.800	27	78	105	5.0	47	1	30	47	10	16	184	8.8
11	Walker Jr., Aaron	21-11	436	20.8	55-142	.387	16-46	.348	43-66	.652	8	32	40	1.9	40	0	39	50	3	28	169	8.0
22	Capuano, Thomas	21-14	423	20.1	37-70	.529	17-33	.515	5-12	.417	7	23	30	1.4	34	2	19	18	1	10	96	4.6
02	Strzala, Patrick	21-0	185	8.8	18-47	.383	17-40	.425	7-7	1.000	1	12	13	0.6	21	0	7	12	0	7	60	2.9
10	Mack, Nehemiah	20-4	267	13.4	12-32	.375	8-23	.348	4-7	.571	6	13	19	1.0	42	2	23	17	0	15	36	1.8
30	Diallo, Ibrahima	4-0	12	3.0	1-4	.250	0-0	.000	2-3	.667	3	4	7	1.8	4	0	0	3	0	0	4	1.0
24	Ebube, Ebube	15-0	113	7.5	5-15	.333	0-2	.000	2-7	.286	16	8	24	1.6	21	0	8	7	2	7	12	0.8
05	Boyce, Jesse	2-0	2	1.0	0-0	.000	0-0	.000	0-0	.000	0	1	1	0.5	0	0	0	0	0	0	0	0.0
44	Varoli, David	1-0	1	1.0	0-0	.000	0-0	.000	0-0	.000	0	0	0	0.0	0	0	0	0	0	0	0	0.0
21	Maloney, Matt	2-0	2	1.0	0-0	.000	0-0	.000	0-0	.000	0	0	0	0.0	0	0	0	0	0	0	0	0.0
Team											22	31	53					8				
Total.....		21	4250		494-1103	.448	155-398	.389	284-411	.691	211	463	674	32.1	423	10	298	358	79	132	1427	68.0
Opponents.....		21	4250		495-1136	.436	130-398	.327	326-459	.710	246	465	711	33.9	436	-	297	334	43	168	1446	68.9

**2017-2018 Manhattan Basketball**  
**Manhattan Combined Team Statistics (as of Jan 24, 2018)**  
**Conference games only**

<b>RECORD:</b>	<b>OVERALL</b>	<b>HOME</b>	<b>AWAY</b>	<b>NEUTRAL</b>
ALL GAMES	5-4	2-2	3-2	0-0
CONFERENCE	5-4	2-2	3-2	0-0
NON-CONFERENCE	0-0	0-0	0-0	0-0

#	Player	gp-gs	min	avg	Total	fg%	3-Point	3fg%	F-Throw	ft%	Rebounds				pf	dq	a	to	blk	stl	pts	avg
					fg-fga		3fg-fga		ft-fa		off	def	tot	avg								
23	Williams, Rich	9-9	296	32.9	43-108	.398	17-44	.386	18-19	.947	8	33	41	4.6	19	1	30	30	3	10	121	13.4
33	Paulicap, Pauly	9-9	218	24.2	41-70	.586	0-0	.000	26-40	.650	22	31	53	5.9	30	1	1	15	20	2	108	12.0
03	Turner, Xavier	9-9	271	30.1	27-51	.529	12-24	.500	37-45	.822	5	14	19	2.1	20	0	43	25	0	4	103	11.4
04	Waterman, Zane	9-9	242	26.9	32-70	.457	7-21	.333	23-30	.767	26	32	58	6.4	20	0	10	22	2	5	94	10.4
11	Walker Jr., Aaron	9-1	166	18.4	22-62	.355	5-19	.263	11-19	.579	3	15	18	2.0	13	0	19	20	1	10	60	6.7
14	Crawford, Calvin	9-0	213	23.7	21-60	.350	8-27	.296	5-7	.714	12	24	36	4.0	22	1	4	14	3	8	55	6.1
22	Capuano, Thomas	9-8	171	19.0	13-27	.481	10-17	.588	2-5	.400	4	14	18	2.0	12	0	9	6	0	2	38	4.2
02	Strzala, Patrick	9-0	68	7.6	6-17	.353	6-14	.429	7-7	1.000	1	4	5	0.6	9	0	1	4	0	2	25	2.8
10	Mack, Nehemiah	9-0	124	13.8	6-12	.500	5-10	.500	0-0	.000	1	5	6	0.7	23	2	9	5	0	9	17	1.9
30	Diallo, Ibrahima	4-0	12	3.0	1-4	.250	0-0	.000	2-3	.667	3	4	7	1.8	4	0	0	3	0	0	4	1.0
24	Ebube, Ebube	7-0	44	6.3	0-3	.000	0-0	.000	0-0	.000	5	1	6	0.9	8	0	4	1	0	3	0	0.0
Team											9	15	24					7				
Total.....		9	1825		212-484	.438	70-176	.398	131-175	.749	99	192	291	32.3	180	5	130	152	29	55	625	69.4
Opponents.....		9	1825		209-480	.435	63-195	.323	143-200	.715	104	199	303	33.7	187	-	130	145	19	70	624	69.3