



2017-2018 Manhattan Jaspers

Game #29 - Iona (2/23/18)



Iona - February 23, 2018 - 9:00 pm
New Rochelle, NY - Hynes Center (2,622)



Contact: Kevin Ross - kross01@manhattan.edu
(O) 718-862-7228 | (C) 716-969-6126

#JasperNation



@GoJaspers

2017-2018 Manhattan MBB Schedule

November

15-Wed. St. Francis Brooklyn..... W - 80-79 (ot)
18-Sat. Harvard (ESPN3) W - 73-69
20-Mon. vs. UMKC^ L - 63-74
21-Tue. vs. Missouri State^ L - 65-69
22-Wed. vs. NIU^ L - 68-70
26-Sun. at Fordham L - 57-70

December

1-Fri. vs. Holy Cross% (CBSSN)..... W - 70-54
2-Sat. vs. Towson% (CBSSN)..... L - 55-56
9-Sat. Morgan State W - 80-66
16-Sat. at Tulsa (ESPN3) L - 66-80
20-Wed. at Hofstra W - 63-61
23-Sat. at No. 22 Seton Hall (FSN) L - 62-74
30-Sat. Fairfield* W - 61-58

January

2-Tue. at Marist* (ESPN3) W - 101-96 (ot)
5-Fri. at Monmouth* (ESPN3) L - 66-77
7-Sun. Rider* L - 76-82
11-Thu. at Fairfield* (ESPN3) W - 59-53
13-Sat. Siena* W - 72-61
19-Fri. Canisius* (ESPN3) L - 58-67
21-Sun. at Saint Peter's* W - 67-56
24-Wed. at Niagara* L - 63-72
27-Sat. vs. Iona*# L - 65-78
30-Tue. Marist* L - 59-62

February

2-Fri. at Siena* W - 51-47
8-Thu. at Rider* L - 73-77
10-Sat. Monmouth* (ESPN3) W - 93-76
15-Thu. at Quinnipiac* (ESPN3) L - 70-71
18-Sun. Niagara* W - 82-72
23-Fri. at Iona* (ESPN3) 9:00 pm
25-Sun. Quinnipiac* (ESPN3) 6:00 pm

March

1-Thu. MAAC First Round (Albany, NY) ... TBD
2-Fri. MAAC QF (Albany, NY) TBD
3-Sat. MAAC QF (Albany, NY) TBD
4-Sun. MAAC SF (Albany, NY) TBD
5-Mon. MAAC Finals (Albany, NY) TBD
^ Denotes Gulf Coast Showcase (Estero, FL)
% Denotes Belfast Classic (Belfast, Northern Ireland)
* Denotes MAAC Game

Denotes game to be played at NYCB Live (Hempstead, NY)

2017-2018 MAAC Standings

Teams	MAAC	Overall
1. Rider	14-2	21-7
2. Canisius	14-3	20-10
3. Niagara	11-6	18-12
4. Iona	10-6	16-12
5. Manhattan	8-8	13-15
6. Fairfield	8-9	13-15
7. Quinnipiac	7-9	10-18
8. Monmouth	6-10	10-18
9. Saint Peter's	4-12	10-17
Marist	4-12	6-22
11. Siena	4-13	8-22

TOP STORYLINES

#1 - Manhattan (13-15; 8-8 MAAC) will conclude the final weekend of the regular season with a trip to local rival Iona (16-12; 10-6 MAAC) on Friday, February 23 at 9:00 pm in a game that will air on ESPNU.

#2 - The Jaspers have won three-of-five and are 43-31 in the months of February/March since Head Coach Steve Masiello took over in 2011-2012.

#3 - Manhattan will be looking to snap a five-game losing streak to Iona after dropping the teams' first match-up by a 78-65 count at NYCB Live.

QUICK HITS

* The Jaspers last win in the series came by a 79-69 count on March 9, 2015 in the MAAC Championship.

* Iona leads the all-time series by a 53-40 count, including 50-31 since the teams joined the MAAC for the 1981-1982 season.

* The Gaels hold a 25-10 advantage at the Hynes Center with Manhattan looking for their first win since posting a 75-72 victory on January 12, 2012.

* Senior **Zane Waterman** scored 18 points with 12 rebounds in the teams' first match-up and is averaging 16.8 ppg and 8.0 rpg over his last five games against Iona.

* Additionally, over his last seven games the North Carolina native is averaging a team-best 17.6 ppg and 8.1 rpg.

* Senior **Rich Williams** missed the first meeting with Iona, but scored a since-broken career-high 27 points in his last appearance against the Gaels in 2015-2016.

* Williams is averaging 25.0 ppg over his last two, games, highlighted by registering a career-high 29 at Quinnipiac.



Date: Sunday, February 23, 2018

Time: 9:00 pm

Location: New Rochelle, NY

Venue: Hynes Center (2,611)

TV: ESPNU

Analysts: Robert Lee, Julianne Viani

Coaches

Manhattan: Steve Masiello (Kentucky)

Overall: 115-108 (Seventh Year)

At Manhattan: Same

vs. Iona: 5-11

Iona: Tim Cluess (Hofstra)

Overall: 298-123 (13th Year)

At Iona: 178-90 (Eighth Year)

vs. Manhattan: 13-5

Series History With Iona

Manhattan leads 53-40

Last Meeting

Iona 78 Manhattan 65

Uniondale, NY (January 27, 2018)

Manhattan/MBB Twitter Handles

@JaspersMBB

@GoJaspers

@Steve_Masiello

MANHATTAN JASPERS (13-15; 8-8 MAAC)

Probable Starters						
Pos.	#	Name	Ht./Wt.	Class	PPG	RPG/APG
G	#3	Zavier Turner	5-9/175	Sr.	10.0 ppg	3.8 apg
G	#22	Thomas Capuano	6-0/180	Jr.	4.6 ppg	1.8 rpg
G	#23	Rich Williams	6-6/210	Sr.	14.4 ppg	4.6 rpg
F	#4	Zane Waterman	6-9/230	Sr.	12.0 ppg	6.8 rpg
F	#33	Pauly Paulicap	6-8/225	So.	9.6 ppg	6.6 rpg

Top Reserves						
F	#	Name	Ht./Wt.	Class	PPG	RPG/APG
F	#14	Calvin Crawford	6-9/210	Sr.	8.3 ppg	4.5 rpg
G	#2	Patrick Strzala	6-4/190	Fr.	2.2 ppg	0.6 rpg
G	#10	Nehemiah Mack	6-1/190	Fr.	1.9 ppg	1.4 apg
F	#24	Ebube Ebube	6-7/200	Fr.	0.6 ppg	1.4 rpg
F	#30	Ibrahima Diallo	6-10/245	GS	0.5 ppg	1.3 rpg

* Manhattan is the first-ever D-1 MBB Team to win a game in Europe

MANHATTAN COLLEGE INFORMATION

Location	Riverdale, NY
Founded	1853
Enrollment	3,970
Nickname	Jaspers
Colors	Green (PMS # 349) & White
Affiliation	NCAA Division I
Conference	MAAC
President	Dr. Brennan O'Donnell, Ph. D.
Director of IC Athletics	Marianne Reilly, '82
Venue	Draddy Gymnasium
Capacity	2,520
Year Opened	1979

Head Coach	Steve Masiello
Twitter	@steve_masiello
Alma Mater	Kentucky
Career Record	(115-108; 7th Year)

2016-2017 Record	10-22 (5-15 MAAC)
MAAC Finish	Lost in MAAC First Round
Postseason	None
Letterwinners Returning/Lost	5/7
Starters Returning/Lost	4/1





First Year Of Basketball	1904-1905
All-Time Record	1363-1225 (.527) (112th season)
All-Time MAAC Record ('81-'82)	293-315 (.482)

MAAC Championships (5):	1993, 2003, 2004, 2014, 2015
MAAC Tournament Appearances (36):	27-31

NCAA Berths (8):	1956, 1958, 1993, 1995, 2003, 2004, 2014, 2015
All-Time NCAA Record	3-9

NIT Tournament Appearances	18
Last NIT Appearance	2005-2006
All-Time NIT Record	8-19

FACTS & STATS

 3,970 STUDENTS 3,444 undergraduate & 483 graduate	 12:1 RATIO Student-Faculty	 23 STUDENTS Average Class Size	 240 FACULTY Full-Time
---	---	---	--

Last Meeting
January 27, 2018 - Iona 78 Manhattan 65

Leading Scorers
Manhattan: Xavier Turner/Zane Waterman (18)
Iona: Schadrac Casimir (20)

Manhattan Single-Season Blocks List

1. Rhamel Brown: 120 (2013-2014)
2. Rhamel Brown: 95 (2012-2013)
3. Rhamel Brown: 84 (2011-2012)
4. Arturo Dubois: 74 (2005-2006)
5. Pauly Paulicap: 73 (2017-2018)

MANHATTAN JASPERS (13-15; 8-8 MAAC)

No.	Player	Cl.	Pos.	Ht./Wt.	Hometown / Last School
2	Patrick Strzala	Fr.	G	6-4/190	Bayonne, NJ / Bayonne
3	Zavier Turner	Sr.	G	5-9/175	Indianapolis, IN / Ball State
4	Zane Waterman	Sr.	F	6-9/230	Winston-Salem, NC / Fayetteville Academy
5	Jesse Boyce	So.	G	6-2/190	Thornwood, NY / Westlake
10	Nehemiah Mack	Fr.	G	6-1/190	Harrisburg, PA / Massanutten Prep (VA)
14	Calvin Crawford	Sr.	F	6-9/210	Middletown, NY / St. Thomas More (CT)
21	Matt Maloney	Jr.	G	6-1/180	Somers, NY / Somers
22	Thomas Capuano	Jr.	G	6-0/180	Hastings-on-Hudson, NY / Iona Prep
23	Rich Williams	Sr.	G	6-6/210	Brooklyn, NY / Vermont Academy (VT)
24	Ebube Ebube	Fr.	F	6-7/220	San Juan, Puerto Rico / Lawrenceville Acad. (NJ)
30	Ibrahima Diallo	GS	F	6-10/245	Dakar, Senegal / Rutgers
33	Pauly Paulicap	So.	F	6-8/225	Elmont, NY / Harcum College
52	Samson Usilo	Jr.	G	6-4/205	Lagos, Nigeria / Nazareth (NY)

Head Coach: Steve Masiello (Kentucky) - Seventh Year at Manhattan
Associate Head Coach: Matt Grady (Saint Joseph's) - Seventh Year at Manhattan
Assistant Coach: Shawn Finney (Fairmont State) - Second Year at Manhattan
Assistant Coach: RaShawn Stores (Manhattan) - Second Year at Manhattan
Director Of MBB Operations: Brandon Kuhn (Angelo State) - First Year at Manhattan
Special Assistant to the HC: Tyler Wilson (Manhattan) - First Year at Manhattan

PRONUNCIATION GUIDE:

#2 - Patrick STRZALA - Straw-ZALL-ah
 #3 - ZAVIER Turner - Zav-yer (Like Xavier)
 #10 - NEHEMIAH Mack - Knee-ah-my-ah
 #22 - Thomas CAPUANO - Cap-you-ah-no
 #24 - EBUBE EBUBE - AH-BU-BAY AH-BU-BAY
 #33 - Pauly PAULICAP - PAUL-EE-CAP
 #52 - Samson USILO - YOU-SILL-O
 Steve MASIELLO - Mas-E-el-O

IONA GAELS (16-12; 10-6 MAAC)

No.	Player	Cl.	Pos.	Ht./Wt.	Hometown / Last School
0	Rickey McGill	Jr.	G	6-1/175	Spring Valley, NY / Spring Valley
1	Zach Lewis	GS	G	6-3/185	Windsor, CT / UMass
2	E.J. Crawford	So.	G/F	6-6/210	Hartford, CT / St. Thomas More
3	C.J. Seaforth	Fr.	G	6-1/155	Hamden, CT / Hamden
4	Schadrac Casimir	Jr.	G	5-10/165	Stamford, CT / South Kent Prep
10	Andrija Ristanovic	Fr.	F	6-10/200	Belgrade, Serbia / Hillcrest Prep (AZ)
11	Roland Griffin	Jr.	F	6-7/215	Aurora, IL / Midland College
12	Nils Taylor	So.	G	6-2/195	Somis, CA / Rio Mesa
13	TK Edogi	GS	F	6-8/220	Phoenix, AZ / Tulsa
15	Deyshonee Much	Sr.	G	6-5/180	Rochester, NY / Buffalo
20	Jan Svandrlik	GS	G/F	6-7/210	Pilsen, Czech Republic / Indian Hills CC
21	Gavin Kensmil	Fr.	F	6-7/230	Paramaribo, Suriname / Canarias Acad. (Spain)
44	Tyrell Williams	Jr.	F	6-9/250	Miami, FL / Western Nebraska CC

Head Coach: Tim Cluess (Hofstra) - Eighth Year at Iona
Assistant Coach: Jared Grasso (Quinnipiac) - Eighth Year at Iona
Assistant Coach: Eric Eaton (UMass-Dartmouth) - First Year at Iona
Assistant Coach: Adam Ginsburg (Buffalo) - First Year at Iona
Director of Basketball Operations: Ricky Johns (Utah) - First Year at Iona
Graduate Manager: Eamonn Mahar (SUNY Cortland) - First Year at Iona

** Manhattan will be looking for its first win over Iona since the 2015 MAAC Championship*

QUICK HITS

- * Manhattan has improved its win total by three from a year ago and with a win on Friday and a Quinnipiac loss, would clinch a bye and the No. 5 seed for the upcoming MAAC Tournament.
- * The Jaspers are among the top-two in the MAAC in five defensive categories: turnovers forced (15.8-1st; 40th NCAA), rebounding defense (33.8-1st), scoring defense (68.9 ppg-2nd; 87th NCAA), blocks (3.9 bpg-2nd; 101st NCAA) and 3-point FG% D (.337-2nd; 116th NCAA).
- * A big reason for the defensive dominance has been the play of sophomore **Pauly Paulicap**. The Harcum College transfer has blocked at least five shots on five occasions this season and leads the MAAC while ranking 17th nationally with 2.6 per game.
- * His 73 total blocks are fifth in the school's single-season annals, one behind **Arturo Dubois '06** for fourth place.
- * Waterman, Williams along with fellow seniors **Calvin Crawford** and **Zavier Turner** have now accounted for 62.8 percent (1206/1920) of Manhattan's scoring and 53.2 percent (488/917) of its rebounding.
- * Turner (1,355), Waterman (1,240), Williams (1,140) and Crawford (827) have accrued a combined 4,562 career points.
- * The four seniors all reached double-figures in scoring for the first time this season at Rider before combining for 69 points in the win over Monmouth and 58 in the victory over Niagara.
- * Williams led the charge against the Purple Eagles with 21 points and eight rebounds while Waterman (16 points, 9 rebounds), Paulicap (13 points, 9 rebounds) and Turner (13 points) rounded out the double-figure scorers for Manhattan.
- * Williams has now registered at least 20 points on eight occasions this year and 15 times in his career.
- * Over his last six, Williams is averaging 17.5 ppg and 5.8 rpg while shooting 51.5 percent from deep.
- * On the year, the fifth-year senior ranks among the MAAC leaders in scoring (14.4 ppg-9th), 3-point % (.432-5th) and 3's/game (2.0-12th).
- * Waterman's performance followed up his seventh career-double (19 points, 12 rebounds) at Quinnipiac after he scored a season-high 28-points in a win over Monmouth.
- * The 17-point margin of victory over Monmouth was the most for the Jaspers since defeating Quinnipiac 95-74 a year ago on Senior Night.
- * Waterman, who cracked the 1,000-point list in the win at Hofstra, is 20th on the all-time Manhattan scoring list with 1,240 career points.
- * Waterman ranks among the league leaders in scoring (12.0 ppg-19th) and rebounding (6.8 rpg-5th) while hitting for at least 20 points on 12 occasions with 12 double-figure rebounding performances.
- * Turner scored 23 of his season-high 25 points after halftime against Monmouth in registering his 18th career 20-point performance while going over the 400-assist mark for his career with five helpers.
- * The Ball State transfer had 20 points and a career-high 10 assists in the win at Saint Peter's en route to registering his first career double-double.
- * With his performance, Turner became the first Jasper to record a double-double in points and assists since **Von Damien Green** had 12 points and 11 assists against Canisius on January 15, 2001 while breaking his previous career-high of nine assists set earlier this year against Rider.
- * Turner, who clinched Manhattan's win over Siena with a pair of last-second free throws, is averaging 10.0 ppg and 3.8 apg (7th MAAC) while posting a 1.5 assist/turnover ratio (9th MAAC). He is also sixth in the league from the line (.811-6th) and from long range (.432-6th).
- * Paulicap notched his third career double-double against Monmouth with 10 points, a career-high matching 13 rebounds with five blocks.
- * The Jaspers forced at least 20 turnovers for the fifth time this year at Rider, pressuring the Broncos into a season-high 21 miscues.
- * Manhattan registered a season-high 25 forced turnovers in its first win over Siena before pressuring Saint Peter's into 22 and is 24-13 under Masiello when turning the opposition over at least 20 times.
- * The Jaspers have paced the MAAC in turnovers forced in three of the last four years (2015-2016, 2014-2015, 2013-2014) while ranking among the top-two in each of the last five seasons.
- * Over half of Manhattan's games (17-of-28) have been decided by 10 points or less with the squad going 8-9 during that time (5-6 MAAC).
- * In the last five minutes/OT of its 10-point games, the Jaspers are shooting 78.1 percent (82-of-105) from the line, including 87.3 percent (55-of-63) during MAAC play, and 40.9 percent (47-of-115) from the floor, including 38.5 percent (15-of-39) from deep.
- * Manhattan went 18-of-19 from the line over the final five minutes/overtime of its win at Marist with Williams going 9-for-9, highlighted by converting three with less than two seconds to play to force OT.
- * Fueled by forcing 20 turnovers with 10 steals at Marist, the Jaspers were able to rally from a 13-point second half deficit in posting their largest comeback win of the year.
- * Manhattan has recorded at least 20 steals on four occasions and is 40-10 under Masiello when notching double-figures in thefts.
- * The Jaspers secured the season sweep against Siena thanks to limiting the Saints to just 47 points, which is the fewest allowed by a MAAC team this year, while grabbing a season-high 19 offensive and 43 total rebounds.
- * By virtue of the win, Manhattan improved to 43-5 under Masiello when holding teams to less than 60 points.
- * Paulicap (13 points, 13 rebounds) and Williams (10 points, 11 rebounds) each notched double-doubles in the win over Siena.
- * For Williams it is his fourth career double-double as the Jaspers recorded two double-doubles in the same game for the time since **Emmy Andujar** and **Ashton Pankey** did so in leading Manhattan to the 2015 MAAC Championship against Iona.
- * Williams had 21 in the first win over Siena while also becoming the 39th player in school history to surpass the 1,000-point mark, and ranks 28th in school history with 1,140 points.
- * Paulicap notched a career-high six blocks in a win over Hofstra and against Canisius. His two six-block performances are the most by a Jasper since 3x MAAC Defensive Player of the Year **Rhamel Brown '14** had nine rejections at Siena on February 21, 2014.
- * Paulicap also paces the MAAC in offensive rebounding (2.9 orpg) while ranking third in field goal percentage (.566) to go along with averages of 9.6 ppg and 6.6 rpg (6th MAAC).
- * The Harcum College transfer scored a career-high 19 points in the overtime win at Marist after recording his first career double-double with 16 points and a career-high 10 rebounds in a victory vs. Fairfield.
- * Over his last 12 games, Paulicap is averaging 11.1 ppg, 7.8 rpg and 3.1 bpg with eight double-figure scoring outings.
- * Williams is the lone remaining member of Manhattan's back-to-back MAAC Championship squads while Crawford and Waterman were also on the 2014-2015 team.
- * Crawford is averaging 8.3 ppg and 4.5 rpg while posting double-doubles at Fordham (11 points/10 rebounds) and in the win vs. Harvard (19 points/10 rebounds).
- * Manhattan was the first-ever NCAA Division I team to win a game in Europe besting Holy Cross 70-54 on December 1, 2017 as part of the inaugural Belfast Classic in Northern Ireland before dropping a 56-55 thriller to Towson in the Championship as Crawford earned Belfast Classic All-Tournament team honors after averaging 14.5 ppg.
- * Masiello has led Manhattan to a 115-108 (.516) record, including going 71-61 (.538) during MAAC play, and 56-29 (.659) at Draddy Gym over his seven seasons, including 43-22 vs. league opposition. He has won two MAAC Titles, advanced to title game three times, claimed two Metropolitan Coach of the Year awards with a pair of 20-win campaigns. Masiello has also participated in the NCAA Tournament in 13 of his first 21 seasons as a player or coach, including being a part of eight conference champions and one National Title.
- * In his first tenure as an assistant, he was a part of two MAAC titles and three 20-plus win seasons. All told, Masiello has been a member of four of Manhattan's five MAAC Championship teams and five of the school's 12 20-win seasons in recording a 198-144 record.
- * Now in his 22nd season as either a player or a coach, Masiello has a career collegiate record of 476-254, including 355-226 on the sidelines, with one National Title, two National Championship Game appearances, two Final Fours, six Elite Eight berths, eight conference championships, 13 NCAA Tournament appearances and 15 20-win seasons.

*** Manhattan is 43-31 in the months of February/March since 2011-2012**

WHAT'S A JASPER?

The unique nickname of Manhattan College's athletic teams, the Jaspers, comes from one of the College's most memorable figures, Brother Jasper of Mary, F.S.C., who served as the College's athletic director in the late 19th century. One of the greatest achievements of Brother Jasper was that he brought the then little-known sport of baseball to Manhattan College and became the team's first coach. Since Brother Jasper was also the Prefect of Discipline, he supervised the student fans at Manhattan baseball games while also directing the team itself. During one particularly warm and humid day when the college was playing a semi-pro baseball team called the Metropolitans, Brother Jasper noticed the Manhattan students were becoming restless and edgy with the team coming to bat in the seventh inning of a close game. To relieve the tension, Brother Jasper called timeout and told the students to stand up and stretch for a few minutes until the game resumed. Since the College annually played the New York Giants in the late 1880's and into the 1890's at the old Polo Grounds, the Manhattan College practice of the "seventh inning stretch" spread into the major leagues, where it has now become a time-honored custom practiced by millions of fans annually.

THIS IS MANHATTAN COLLEGE

- *U.S. News & World Report* ranks Manhattan 15th out of 138 in the Best Regional Universities (North) category of its 2016-17 Best Colleges list. This is the tenth year in a row the College has placed in the regional top 20. *U.S. News & World Report* also ranks Manhattan College as 8th among 52 regional universities that are attractive colleges for veteran students.
- Brookings ranks Manhattan College ninth out of more than 7,000 two and four-year schools in an analysis that examined how well schools prepare students for successful careers.
- Why is Manhattan College in the Bronx? Our campus was originally located in Manhattan at the intersection of 131st Street and Broadway. In 1923, Manhattan College moved to its present Riverdale location in order to accommodate a growing student body. But with more than 60 years of history established as Manhattan College, the institution decided to retain the name despite the geographic misnomer.
- 17 alumni are members of the prestigious National Academy of Engineering — an impressive number for an institution the size of Manhattan College.
- Alumni include Rudy Giuliani '65, former mayor of New York City; James Patterson '69, best-selling author; and Raymond Kelly '63, former commissioner of the NYPD.
- Manhattan is one of only 182 remaining colleges founded in the United States before the Civil War.

OF NOTE

- * Williams scored 24 points against NIU and has hit for at least 20 against Siena, at Monmouth, at Marist, against Harvard and against St. Francis Brooklyn.
- * Waterman's second-half dunk in the win at Fairfield secured the No. 5 play on Sportscenter on January 11.
- * Manhattan held Saint Peter's without a field goal for over 10:21, spanning the end of the first half and the beginning of the second.
- * The Jaspers snapped an 11-game losing streak to the Fairfield at Webster Bank Arena (December 8, 2006) while securing a season sweep of the Stags by virtue of a 59-53 win.
- * In taking both meetings from the Stags, Manhattan's defense limited Fairfield to just 55.5 ppg, on 38.5 percent (42-of-109) shooting - 28.3 percent (15-of-53) from deep - this year, compared to 87.0 ppg, on 52.2 percent (60-of-115) shooting a year ago - 52.4 percent (22-of-42) from long range.
- * Rutgers transfer graduate student **Ibrahima Diallo** made his debut for the program in the win at Marist, scoring four points. He has one more year of eligibility remaining after this season.
- * Fueled by five threes against Rider, junior **Thomas Capuano** scored a season-high 17 points and is making good on 50.0 percent (24-of-48) from long range, including 53.1 percent (17-of-32) during league play.
- * The Jaspers, which scored 21 overtime points in the win at Marist, rallied from 13 down in the second half against the Red Foxes while overcoming its second double-digit deficit of the year (St. Francis Brooklyn).
- * It was also the Manhattan's biggest comeback victory since battling back from a 16-point George Mason second-half lead on November 25, 2015.
- * The Jaspers limited Fairfield to just 18.5 percent (5-of-27) shooting from long range in the teams' first meeting, including 6.7 percent (1-of-15) after halftime in its MAAC-opening win.
- * Despite the loss to Towson, Manhattan recorded a season-high 12 steals and forced 20 turnovers while scoring 21-straight points that were a direct result of a Tiger miscue.
- * Paulicap had 17 points, on perfect 6-for-6 shooting, and eight rebounds against NIU to cap a solid week at the Gulf Coast Classic, in which he averaged 10.3 ppg, 5.7 rpg and 4.0 bpg over the three-day event.
- * In the OT win over SFBK, Manhattan scored on four straight possessions in the extra session and 7-of-9 en route in a win that featured 14 lead changes and five ties.

MANHATTAN		The Breakdown		I	O	N	A
68.1	PPG						79.5
68.9	Opp. PPG						76.2
.442	FG %						.461
.437	Opp. FG %						.458
.401	3-pt FG %						.383
7.7	3-pt FGM PG						9.8
.337	Opp. 3-pt FG %						.355
.694	FT %						.733
32.8	Rebounding Avg.						34.3
33.8	Opp. Rebounding Avg.						37.4
14.0	Assists						16.5
15.8	Turnovers						11.9
6.2	Steals						6.6
3.9	Blocks						3.1

2017-2018 Manhattan record

Jaspers leading scorer*:

Rich Williams	6-6
Zane Waterman	3-4
Pauly Paulicap	2-2
Calvin Crawford	1-0
Zavier Turner	1-0
Thomas Capuano	0-1

Jaspers leading rebounder*:

Pauly Paulicap	8-4
Zane Waterman	5-7
Calvin Crawford	1-2
Rich Williams	1-2

Career Totals

Name	Gms	Pts	Reb	Ast	Stl	Blk
Zavier Turner	117	1355	234	410	99	2
Zane Waterman	119	1240	640	73	71	41
Rich Williams	120	1140	416	153	89	26
Calvin Crawford	111	827	399	87	67	69
Thomas Capuano	91	485	185	141	95	2
Pauly Paulicap	28	268	186	8	8	73
Samson Usilo	30	95	97	10	14	10
Ibrahima Diallo	39	70	88	8	7	18
Patrick Strzala	27	60	15	9	7	0
Nehemiah Mack	27	51	25	38	21	0
Ebube Ebube	22	13	31	9	10	5
Matt Maloney	22	10	6	0	2	1
Jesse Boyce	3	0	1	0	0	0

Double-Digit Games (points)

	Career	2017-18
Turner	69/117	14/28
Waterman	55/119	15/28
Williams	51/120	20/25
Crawford	36/111	11/28
Capuano	15/91	3/28
Paulicap	13/28	13/28

2017-2018 Led Manhattan In:

Scoring: R. Williams (12), Waterman (7), Paulicap (4), Capuano (1), Crawford (1), Turner (1)

Rebounding: Paulicap (12), Waterman (12), Crawford (3), Williams (3)

Assists: Turner (18), Williams (7), Waterman (4), Crawford (3), Mack (3), Capuano (1), Ebube (1), Paulicap (1)

Blocks: Paulicap (24), Crawford (4), Ebube (2), Waterman (2), Williams (2)

Steals: Mack (9), Capuano (6), Turner (6), Crawford (5), Williams (5), Paulicap (3), Waterman (3), Ebube (2), Strzala (2)

Double-Digit Scoring: R. Williams (20), Waterman (15), Turner (14), Paulicap (13), Crawford (11), Capuano (2)

Double-Digit Rebounding: Waterman (5), Paulicap (3), Crawford (2), Williams (1)

*** Waterman (1st), Williams (2nd) & Turner (3rd) were all named preseason All-MAAC**

Manhattan 2017-2018 MAAC Team Rankings		
Category	Stat	Rank
Scoring Offense	68.6	10th
Scoring Defense	68.9	2nd
Scoring Margin	- 0.3	4th
Free Throw %	.694	9th
Field Goal %	.442	8th
Field Goal % Def.	.437	4th
3-Pt Field Goal %	.401	1st
3-Pt FG % Defense	.337	2nd
3-Pt Made	7.7	t-8th
Rebounding Offense	32.8	10th
Rebounding Defense	33.8	1st
Rebounding Margin	- 1.0	6th
Defensive Rebounds	22.5	11th
Offensive Rebounds	10.3	4th
Blocked Shots	3.9	2nd
Assists	14.0	5th
Assist/T-over Ratio	0.9	8th
Steals	6.2	7th
Turnover Margin	-0.6	7th

Jaspers Among MAAC Leaders	
Scoring:	
•	Rich Williams - 14.4 (9th)
•	Zane Waterman - 12.0 (19th)
•	Zavier Turner - 10.0 (30th)
Rebounding:	
•	Zane Waterman - 6.8 (5th)
•	Pauly Paulicap - 6.6 (6th)
FG %:	
•	Pauly Paulicap - .566 (3rd)
Assists:	
•	Zavier Turner - 3.8 (7th)
•	Rich Williams - 2.8 (15th)
FT %:	
•	Zavier Turner - .811 (6th)
3PT-FG %:	
•	Rich Williams - .442 (5th)
•	Zavier Turner - .432 (6th)
•	Calvin Crawford - .398 (13th)
3PT/GM:	
•	Rich Williams - 2.0 (t-12th)
Offensive Rebounding:	
•	Pauly Paulicap - 2.9 (1st)
•	Zane Waterman - 2.1 (10th)
Defensive Rebounding:	
•	Zane Waterman - 4.7 (6th)
•	Rich Williams - 3.8 (15th)
Blocks:	
•	Pauly Paulicap - 2.6 (1st)
Assist/Turnover Ratio:	
•	Zavier Turner - 1.5 (9th)
Minutes:	
•	Rich Williams - 31.7 (18th)
•	Zane Waterman - 28.4 (24th)
•	Zavier Turner - 28.1 (27th)

MANHATTAN WINS BY CLASS		
1.	1995	94
2.	1996	86
3.	2006	83
	2005	83
5.	2004	82
6.	1994	81
7.	2015	79
	Williams	70
	Crawford, Waterman	56
	Capuano, Maloney, Usilo	36
	Turner	23
	Freshmen/Paulicap/Boyce	13
	Diallo	8

SCOUTING IONA

Iona enters with a 16-12 record, including a 10-6 ledger during MAAC play, but has dropped three-of-four. Despite the recent skid, the Gaels are guaranteed a first round bye for the upcoming MAAC Tournament and will be either the No. 3 or No. 4 seed. Iona is an offensive-based team that features seven players averaging between 8.1 ppg and 13.5 ppg, led by junior Ricky McGill (13.5 ppg, 4.0 rpg, 5.6 apg).

GO THE DISTANCE

The Jaspers played nine road/neutral games with the program traveling over 5,800 miles, highlighted by trips to Belfast, Northern Ireland, Oklahoma and Florida while playing nine road/neutral games.

Belfast, Northern Ireland (3,159) | Tulsa, OK (1,355) | Estero, FL (1,283) | Garden City, NY (29) | Newark, NJ (24) | Fordham (3).

FOR A GOOD CAUSE

Manhattan raised \$1,200 for Hurricane Relief efforts in Puerto Rico during their exhibition game vs. SHU.

FILLING IT UP

Waterman, who earned Third Team All-MAAC honors a year ago, tallied a career-high 35 points in a win over Rider (1/13/17), which was the most by a Jasper since **George Beamon** had 35 in an 84-81 win over Siena on February 13, 2011. All told, Waterman had eight 20-point games last year, including two of at least 30

TURNER CLASSIC MOVIE

A year ago, Turner led Manhattan in scoring 14.9 ppg (12th MAAC) and with 3.3 apg (10th MAAC) while hitting for at least 20 points 10 times, including on four straight occasions midway through the season. The Ball State transfer scored a game-high 27 points against MAAC Regular Season Champion Monmouth while going over 1,000 for his career before notching his 10th 20-point performance of the year at Siena.

THE BEST AROUND

The 1993 MAAC Championship squad was recently inducted to the Manhattan College Athletic Hall of Fame.

THE MASIELLO WAY

Since Masiello took over the program in 2011-2012, Manhattan is 40-10 when registering 10 steals, including 29-7 over the last four years, and 24-13 when forcing at least 20 turnovers.

NOT TOO SHABBY

Over the last five years, the Jaspers are 55-17 when leading at the half, 32-10 when limiting teams to less than 40 percent shooting and 50-28 when forcing more turnovers than the opposition.

MASIELLO AT MANHATTAN

Masiello has been a part of four of Manhattan's five MAAC Championships while helping lead the Jaspers to a 198-144 record in 11 seasons (7-HC/4-AC) in Riverdale.

PRESEASON POLL

Manhattan was slated to finish second in the annual preseason MAAC Coaches Poll with Waterman (1st), Williams (2nd) and Turner (3rd) earning All-League honors.

INTRIGUING

Masiello was named at one of the "25 Most Intriguing Coaches" in college basketball by *Yahoo* and has twice been named as the *Metropolitan Basketball Writers Association* Coach of the Year (2012 | 2014).

MEET THE STAFF

Masiello is joined on the bench by **Matt Grady**, **Shawn Finney**, **Brandon Kuhn**, **RaShawn Stores** and **Tyler Wilson**. Grady is in his seventh year as an associate head coach with Finney beginning year two. Stores is in his second year on staff and his first as an assistant. Kuhn is in his first year as the Strength & Conditioning Assistant/Director of Operations while Wilson is Special Assistants to Masiello.

RICHARDS MAKES G-LEAGUE DEBUT

Shane Richards recently made the Rio Grande Valley Vipers roster after missing last year due to injury. A year ago, Richards was selected in the Second Round of the NBA G-League Draft by the Erie BayHawks before being traded to the Rio Grande Valley Vipers. He is the second Jasper in the last three years to be drafted by the NBAGL, joining 2014 MAAC Tournament MVP **George Beamon**.

112TH SEASON OF JASPERS BASKETBALL

In its 112th season, the Manhattan men's basketball program boasts a 1363-1225 overall record (293-315 MAAC). The Jaspers' storied men's basketball team was established in 1904-05 and took a two-year hiatus during the 1943-44 and 1944-45 season due to World War II.

MANHATTAN OVER THE LAST FIVE YEARS ...

55-17	WHEN LEADING AT THE HALF
52-18	WHEN HOLDING TEAMS TO LESS THAN 70 POINTS
32-10	WHEN HOLDING TEAMS TO LESS THAN 40% SHOOTING
40-24	WHEN WINNING THE BATTLE OF THE BOARDS
38-25	IN FEBRUARY/MARCH
29-7	WHEN RECORDING 10+ STEALS
7-2	DURING MAAC TOURNAMENT PLAY

UP NEXT

Manhattan will host Quinnipiac on Sunday, February 25 at 6:00 pm in a game that will be streamed on ESPN3.

** Steve Masiello is fifth in school history with 115 wins*

Manhattan By The Numbers - MISC

Manhattan Record:		
Overall.....	13-15	
MAAC Games.....	8-8	
OT Games.....	2-0	
On the road.....	5-7	
At home.....	7-3	
neutral court.....	1-5	
Trailing at the half.....	5-8	
Leading at the half.....	7-6	
Tied at the half.....	1-1	
Jaspers Scoring:		
Less than 50 points.....	0-0	
50-59 points.....	2-4	
60-69 points.....	3-8	
70-79 points.....	3-3	
80-89 points.....	3-0	
90+ points.....	2-0	
Jaspers Defense:		
Less than 50 points.....	1-0	
50-59 points.....	4-1	
60-69 points.....	4-4	
70-79 points.....	3-8	
80-89 points.....	0-2	
90-99 points.....	1-0	
100+ points.....	0-0	
Field Goal Percentage:		
When Jaspers shoot equal or better.....	11-3	
When opponents shoot better.....	2-12	
Jaspers Field Goal Percentage:		
Less than 35.0 %.....	1-0	
35-39.9 %.....	0-3	
40-44.9 %.....	3-8	
45-49.9 %.....	6-4	
50% and up.....	3-0	
Opponents Field Goal Percentage:		
Less than 35.0 %.....	2-0	
35-39.9 %.....	4-1	
40-44.9 %.....	6-6	
45-49.9 %.....	1-3	
50% and up.....	0-5	
From The Charity Stripe		
Less than 70 %.....	8-7	
Above 70 %.....	5-8	
From Downtown:		
Less than 40 %.....	8-8	
Above 40 %.....	5-7	
Opponents From Downtown:		
Less than 40 %.....	10-10	
Above 40 %.....	3-5	

20-Point Scoring Games			
Player	Career	2017-2018	
Zavier Turner	18	2	
Rich Williams	15	8	
Zane Waterman	12	2	
Calvin Crawford	5	0	

Double-Digit Rebounding Games			
Player	Career	2017-2018	
Zane Waterman	12	5	
Rich Williams	5	1	
Pauly Paulicap	3	3	
Calvin Crawford	3	2	

Double-Doubles			
Player	Career	2017-2018	
Zane Waterman	7	3	
Rich Williams	4	1	
Pauly Paulicap	3	3	
Calvin Crawford	3	2	
Zavier Turner	1	1	

Rebounds:	
Jaspers have more.....	7-5
Opponents have more.....	5-9
Tied.....	1-1
Assists:	
Jaspers have more.....	8-4
when opponents have more.....	3-10
when assists are equal.....	2-1
Turnovers:	
Jaspers have more.....	5-9
Opponents have more.....	6-6
Turnovers are tied.....	2-0
With Five Minutes To Go:	
Leading.....	11-4
Trailing.....	2-10
Tied.....	0-1
Day Of The Week:	
Monday (1).....	0-1
Tuesday (3).....	1-2
Wednesday (4).....	2-2
Thursday (3).....	1-2
Friday (5).....	2-2
Saturday (9).....	5-4
Sunday (5).....	2-2
Steals:	
Jaspers have 10+.....	2-2
Jaspers have less than 10.....	11-13
Time of game:	
Before 6:00 pm.....	4-6
6:00 pm or later.....	9-9
Jaspers Last Game:	
Coming off a loss.....	9-6
Coming off a win.....	3-9
Month	
November.....	2-4
December.....	4-3
January.....	4-6
February.....	3-2
March.....	0-0
Games Decided By:	
Less 5 points or less.....	6-6
6-10 points.....	2-3
11-15 points.....	3-6
16-20 points.....	2-0
more than 20 points.....	0-0

2017-2018 Offensive Fouls - Points Accrued	
Team	Fouls Drawn - Points
vs. St. Francis Brooklyn	3 - 2 points
vs. Harvard	3 - 0 points
against UMKC	5 - 5 points
against MSU	3 - 2 points
against NTU	6 - 2 points
at Fordham	4 - 3 points
against HC	1 - 0 points
against Towson	3 - 6 points
Morgan State	5 - 7 points
at Tulsa	1 - 2 points
at Hofstra	3 - 1 point
at No. 22 Seton Hall	4 - 3 points
Fairfield	2 - 2 points
at Marist	2 - 2 points
at Monmouth	2 - 4 points
Rider	3 - 2 points
at Fairfield	3 - 4 points
Siena	5 - 2 points
Canisius	2 - 5 points
at Saint Peter's	7 - 6 points
at Niagara	2 - 0 points
against Iona	2 - 5 points
Marist	4 - 2 points
at Siena	1 - 1 point
at Rider	5 - 7 points
Monmouth	1 - 2 points
at Quinnipiac	4 - 5 points
Niagara	2 - 0 points
Totals	79- 74 points

2017-2018 MAAC Preseason Poll	
1. Iona (9 first-place votes) (116 points)	
2. Manhattan (2 first-place votes) (104 points)	
3. Monmouth (101 points)	
4. Fairfield (85 points)	
5. Niagara (76 points)	
6. Siena (63 points)	
7. Rider (50 points)	
8. Saint Peter's (44 points)	
9. Canisius (42 points)	
10. Marist (26 points)	
11. Quinnipiac (19 points)	

2017-2018 All-MAAC First Team	
Zane Waterman (Manhattan) - Sr.	
Jermaine Crumpton (Canisius) - Sr.	
Tyler Nelson (Fairfield) - Sr.	
Matt Scott (Niagara) - Sr.	
Micah Seaborn (Monmouth) - Jr.	

2017-2018 All-MAAC Second Team	
Rich Williams (Manhattan) - Sr.	
Rickey McGill (Iona) - Jr.	
Deyshonee Much (Iona) - Sr.	
Kahlil Dukes (Niagara) - Sr.	
Nico Clareth (Siena) - Jr.	

2017-2018 All-MAAC Third Team	
Zavier Turner (Manhattan) - Sr.	
Brian Parker (Marist) - Jr.	
Chaise Daniels (Quinnipiac) - Sr.	
Stevie Jordan (Rider) - So.	
Nick Griffin (Saint Peter's) - Sr.	

2017-2018 Free Throws last Five Minutes + OT (10-pt games)		
Williams	15-17	.882
Waterman	21-24	.875
Turner	23-29	.793
Paulicap	10-14	.714
Crawford	3-4	.500
Ebube	1-2	.500
Total	82-105	.781

The Largest for Manhattan (17-18)	
Lead.....	26 vs. Holy Cross (12/1/17)
Deficit.....	25 at No. 22 Seton Hall (12/23/17)
Margin of Victory.....	17 vs. Monmouth (2/10/18)
Margin of Defeat.....	14 at Tulsa (12/16/17)
Halftime lead.....	16 vs. Holy Cross (12/1/17)
Halftime deficit.....	22 at No. 22 Seton Hall (12/23/17)
Deficit in win.....	13 at Marist (1/2/18)
Halftime deficit in win.....	12 at Marist (1/2/18)
Lead in loss.....	13 against Towson (12/2/17)
Halftime lead in a loss.....	9 against Towson (12/2/17)
Second-half lead.....	26 vs. Holy Cross (12/1/17)

2017-2018 Bench Scoring	
Team	(MC/Opp.)
vs. SFBK	28/42
vs. Harvard	14/50
against UMKC	22/22
against MSU	17/20
against NTU	16/16
at Fordham	16/16
against HC	19/24
against Towson	11/6
Morgan State	23/23
at Tulsa	19/25
at Hofstra	30/10
at No. 22 Seton Hall	28/8
Fairfield	12/14
at Marist	26/12
at Monmouth	24/19
Rider	15/29
at Fairfield	15/11
Siena	19/15
Canisius	14/14
at Saint Peter's	9/15
at Niagara	29/22
against Iona	14/22
Marist	7/9
at Siena	12/7
at Rider	14/21
Monmouth	10/31
at Quinnipiac	4/7
Niagara	13/10
Totals	480/520
Avg.	17.1/18.6

2017-2018 Manhattan Dunk Tracker	
Paulicap (22), Waterman (11), Crawford (3), Williams (3), Ebube (1)	

*** Manhattan is 29-7 over the last five years when notching at least 10 steals**

2017-2018 MANHATTAN TOP GAME PERFORMANCES

Points

29	Rich Williams at Quinnipiac (2/15/18)
28	Zane Waterman vs. Monmouth (2/10/18)
24	Rich Williams against NIU (11/22/17)
23	Zavier Turner vs. Monmouth (2/10/18)
23	Zane Waterman at Marist (1/2/18)
21	Rich Williams vs. Niagara (2/18/18)
21	Rich Williams vs. Siena (1/13/18)
21	Rich Williams vs. St. Francis Brooklyn (11/15/17)
20	Zavier Turner at Saint Peter's (1/21/18)
20	Rich Williams at Monmouth (1/5/18)
20	Rich Williams at Marist (1/2/18)
20	Rich Williams vs. Harvard (11/18/17)

Field Goals Made

10	Rich Williams vs. Siena (1/13/18)
9	Rich Williams vs. Niagara (2/18/18)
9	Rich Williams against NIU (11/22/17)
9	Rich Williams vs. St. Francis Brooklyn (11/15/17)
9	Rich Williams vs. Morgan State (12/9/17)
8	Rich Williams at Quinnipiac (2/15/18)
8	Zane Waterman against Iona (1/27/18)
8	Pauly Paulicap at Marist (1/2/18)
8	Pauly Paulicap at Tulsa (12/16/17)

Rebounds

13	Pauly Paulicap vs. Monmouth (2/10/18)
13	Pauly Paulicap at Siena (2/2/18)
12	Zane Waterman against Iona (1/27/18)
12	Zane Waterman at Marist (1/2/18)
11	Zane Waterman at Quinnipiac (2/15/18)
11	Rich Williams at Siena (2/2/18)
10	Pauly Paulicap vs. Fairfield (12/30/17)
10	Zane Waterman against Towson (12/2/17)
10	Calvin Crawford at Fordham (11/26/17)
10	Calvin Crawford vs. Harvard (11/18/17)
10	Zane Waterman vs. St. Francis Brooklyn (11/15/17)

Assists

10	Zavier Turner at Saint Peter's (1/21/18)
9	Zavier Turner vs. Rider (1/7/18)
8	Rich Williams vs. Morgan State (12/9/17)
8	Zavier Turner against NIU (11/22/17)
7	Zavier Turner vs. Harvard (11/18/17)
6	Calvin Crawford vs. Morgan State (12/9/17)

Blocked Shots

6	Pauly Paulicap vs. Canisius (1/19/18)
6	Pauly Paulicap at Hofstra (12/20/17)
5	Pauly Paulicap vs. Monmouth (2/10/18)
5	Pauly Paulicap at Fordham (11/26/17)
5	Pauly Paulicap against Missouri State (11/21/17)

2017-2018 MANHATTAN DOUBLE-DOUBLES

Zane Waterman (19 points | 11 rebounds) at Quinnipiac - Loss
Pauly Paulicap (10 points | 13 rebounds) vs. Monmouth - Loss
Pauly Paulicap (13 points | 13 rebounds) at Siena - Win
Rich Williams (10 points | 11 rebounds) at Siena - Win
Zane Waterman (18 points | 12 rebounds) against Iona - Loss
Zavier Turner (20 points | 10 assists) at Saint Peter's - Win
Zane Waterman (23 points | 12 rebounds) at Marist - Win
Pauly Paulicap (16 points | 10 rebounds) vs. Fairfield - Win
Calvin Crawford (11 points | 10 rebounds) at Fordham - Loss
Calvin Crawford (19 points | 10 rebounds) vs. Harvard - Win

2015-2016 MANHATTAN DOUBLE-DOUBLES

Zane Waterman (18 points | 10 rebounds) vs. Iona - Loss
Calvin Crawford (15 points | 12 rebounds) at Saint Peter's - Loss
Zane Waterman (13 points | 12 rebounds) - at Marist - Win
Zane Waterman (19 points | 11 rebounds) - vs. Quinnipiac - Win
Rich Williams (19 points | 11 rebounds) - at Canisius - Win
Zane Waterman (12 points | 13 rebounds) - at Siena - Win
Rich Williams (23 points | 10 rebounds) - at Morgan State - Win
Rich Williams (17 points | 11 rebounds) - vs. Columbia - Loss

Free Throws Made

13	Zavier Turner vs. Monmouth (2/10/18)
11	Rich Williams at Marist (1/2/18)
10	Zane Waterman vs. Monmouth (2/10/18)
10	Zavier Turner at Saint Peter's (1/21/18)
8	Rich Williams at Quinnipiac (2/15/18)
8	Pauly Paulicap at Niagara (1/24/18)
8	Zavier Turner vs. Rider (1/7/18)
8	Zane Waterman at Marist (1/2/18)

Steals

4	Calvin Crawford against Towson (12/2/17)
---	--

3-Point Field Goals Made

5	Rich Williams at Quinnipiac (2/15/18)
5	Thomas Capuano vs. Rider (1/7/18)
5	Rich Williams vs. Harvard (11/18/17)
4	Zavier Turner vs. Monmouth (2/10/18)
4	Zane Waterman vs. Monmouth (2/10/18)
4	Rich Williams vs. Marist (1/30/18)
4	Rich Williams at Saint Peter's (1/21/18)
4	Rich Williams vs. Rider (1/7/18)
4	Zavier Turner at Monmouth (1/5/18)
4	Rich Williams at Monmouth (1/5/18)
4	Zane Waterman against Holy Cross (12/1/17)
4	Rich Williams against NIU (11/22/17)

Minutes

41	Zane Waterman vs. St. Francis Brooklyn (11/15/17)
40	Zane Waterman against Towson (12/2/17)
39	Zane Waterman at Marist (1/2/18)
38	Zane Waterman at Quinnipiac (2/15/18)
38	Zane Waterman against Iona (1/27/18)
38	Rich Williams at Marist (1/2/18)

20-Point Games

Rich Williams - 21 vs. Niagara (2/18/18)
Rich Williams - 29 at Quinnipiac (2/15/18)
Zane Waterman - 28 vs. Monmouth (2/10/18)
Zavier Turner - 25 vs. Monmouth (2/10/18)
Zavier Turner - 20 at Saint Peter's (1/21/18)
Rich Williams - 21 vs. Siena (1/13/18)
Rich Williams - 20 - at Monmouth (1/5/18)
Zane Waterman - 23 - at Marist (1/2/18)
Rich Williams - 20 - at Marist (1/2/18)
Rich Williams - 24 - against NIU (11/22/17)
Rich Williams - 20 - vs. Harvard (11/18/17)
Rich Williams - 21 vs. St. Francis Brooklyn (11/15/17)

The Last Time Manhattan...

Scored 100 points in a game: Manhattan won 111-84 at Long Island on November 26, 2001.

Allowed 100 points in a game: Manhattan fell 108-61 to #25/#19 West Virginia on November 28, 2016 at the WVU Coliseum.

Both teams scored 100: On February 27, 1998, the Jaspers battled Fairfield through three overtimes, falling 108-105 at Draddy Gym.

Scored between 90-99: Manhattan defeated Monmouth 93-76 at Draddy Gymnasium on February 10, 2018.

Won an overtime game: Manhattan won at Marist 101-96 in overtime at the McCann Center on January 2, 2018.

Lost an overtime game: Manhattan lost at Marist 90-88 in overtime at the McCann Center on January 2, 2017.

Played double overtime: Manhattan lost at Morgan State 85-82 in double overtime at Hill Field House on December 6, 2016.

Played triple overtime: Manhattan defeated Siena 92-87 in triple overtime at Draddy Gymnasium on January 4, 2016.

Won by a single point: Manhattan defeated SFBK 80-79 in overtime at Draddy Gymnasium on November 15, 2017.

Lost by a single point: The Jaspers fell 71-70 on February 15, 2018 at Quinnipiac.

Defeated a ranked opponent: On March 16, 1995, the Jaspers topped #17 Oklahoma 77-67.

Defeated the #1 ranked team: On March 11, 1958, Manhattan took down #1 West Virginia 89-84.

Won by 20-29 points: Manhattan defeated Quinnipiac 95-74 at Draddy Gymnasium on February 19, 2017.

Won by 30-39 points: The Jaspers earned a 81-47 victory over Fordham at Draddy Gymnasium on December 7, 2011.

Won by 40+ points: Manhattan cruised to a 94-51 victory at Binghamton on December 30, 2011.

Lost by 20-29 points: Manhattan dropped a 78-49 decision at Fairfield on January 31, 2017.

Lost by 30+ points: Manhattan dropped an 108-61 decision to #25/#19 West Virginia on November 28, 2016 at the WVU Coliseum.

Scored fewer than 50 points: Manhattan dropped a 78-49 decision at Fairfield on January 31, 2017.

Scored fewer than 40 points: Manhattan defeated Fairfield 34-31 on March 1, 2013 at Draddy Gymnasium.

Allowed fewer than 50 points: Manhattan defeated Siena 51-47 on February 2, 2018 at the Times Union Center.

Allowed fewer than 40 points: Manhattan defeated Marist 60-38 on December 7, 2014 at Draddy Gymnasium.

Allowed fewer than 30 points: The Jaspers defeated NJIT 70-28 on November 10, 2007 in Newark, NJ

Shot over 60% from the field: Manhattan shot 63.5% (33-52) en route to an 81-63 victory over Marist on March 3, 2016.

Shot under 35% from the field: Manhattan shot 29.3 percent (17-of-58) in a 51-47 win at Siena on February 2, 2018.

Shot under 20% in a half: Manhattan went 5-for-28 (17.9%) from the field in the second half of a 69-50 loss vs. SPU on February 12, 2017.

Shot 60% or better from 3-point range: Manhattan shot 66.7% (8-of-12) from long range in an 81-63 win over Marist on March 3, 2016.

Shot over 90% from the free throw line: Manhattan shot 90.9% (20-22) at the free throw line in a 68-57 win at Saint Peter's on January 21, 2018.

Held an opponent under 35% from the field: Manhattan's defense stifled Siena into 32.6 % shooting (14-for-43) from the floor in a 51-47 win on February 2, 2018.

Attempted 40+ free throws: Manhattan made 33 of 41 free throws in a 93-76 win over Monmouth on February 10, 2018.

Connected on 30 free throws: Manhattan made 33 of 41 free throws in a 93-76 win over Monmouth on February 10, 2018.

Grabbed more than 50 rebounds in a game: Manhattan outrebounded Marist 51-39 in a 90-88 loss in Poughkeepsie on January 2, 2017.

Grabbed fewer than 30 rebounds: Manhattan pulled down 27 rebounds in a 77-73 loss at Rider on February 8, 2018.

Dished out 20 or more assists: Manhattan handed out 21 assists on 29 field goals in an 80-66 victory vs. Morgan State on December 9, 2017.

Swiped 20 or more steals: On January 3, 2001, the Jaspers notched 22 steals against Long Island.

2017-2018 Starting Line-Ups					
SFBK (W-80-79) (ot)	Walker Jr.	Capuano	Williams	Crawford	Paulicap
Harvard (W-73-69)	Walker Jr.	Williams	Capuano	Crawford	Paulicap
vs. UMKC (L-63-74)	Walker Jr.	Capuano	Williams	Crawford	Paulicap
vs. Missouri State (L-65-69)	Walker Jr.	Mack	Williams	Crawford	Paulicap
vs. NIU (L-68-70)	Walker Jr.	Mack	Williams	Crawford	Paulicap
at Fordham (L-57-70)	Walker Jr.	Capuano	Williams	Crawford	Paulicap
vs. Holy Cross (W-70-54)	Walker Jr.	Capuano	Williams	Crawford	Paulicap
vs. Towson (L-55-56)	Walker Jr.	Capuano	Waterman	Crawford	Paulicap
Morgan State (W-80-66)	Walker Jr.	Turner	Williams	Waterman	Paulicap
at Tulsa (L-66-80)	Walker Jr.	Turner	Williams	Waterman	Paulicap
at Hofstra (W-63-61)	Turner	Mack	Williams	Waterman	Paulicap
at No. 22 Seton Hall (L-62-74)	Turner	Mack	Williams	Waterman	Paulicap
Fairfield (W-61-58)	Walker Jr.	Turner	Williams	Waterman	Paulicap
at Marist (W-101-96) (ot)	Turner	Capuano	Williams	Waterman	Paulicap
at Monmouth (L-66-77)	Turner	Capuano	Williams	Waterman	Paulicap
Rider (L-76-82)	Turner	Capuano	Williams	Waterman	Paulicap
at Fairfield (W-59-53)	Turner	Capuano	Williams	Waterman	Paulicap
Siena (W-72-61)	Turner	Capuano	Williams	Waterman	Paulicap
Canisius (L-59-68)	Turner	Capuano	Williams	Waterman	Paulicap
Saint Peter's (W-68-57)	Turner	Capuano	Williams	Waterman	Paulicap
at Niagara (L-63-72)	Turner	Capuano	Williams	Waterman	Paulicap
against Iona (L-65-78)	Turner	Capuano	Crawford	Waterman	Paulicap
Marist (L-59-62)	Turner	Capuano	Williams	Waterman	Paulicap
at Siena (W-51-47)	Turner	Capuano	Williams	Waterman	Paulicap
at Rider (L-73-77)	Turner	Capuano	Williams	Waterman	Paulicap
Monmouth (W-93-76)	Turner	Capuano	Williams	Waterman	Paulicap
at Quinnipiac (L-70-71)	Turner	Capuano	Williams	Waterman	Paulicap
Niagara (W-82-72)	Turner	Capuano	Williams	Waterman	Paulicap
bold = most recent line-up					

The last time a Manhattan player...

Scored 50 or more points in a game: **Bob Mealy** recorded 51 points against CCNY during the 1959-1960 season.

Scored 40 or more points in a game: **Luis Flores** exploded for 44 points at Fairfield on January 23, 2003.

Scored 30 or more points in a game: **Zane Waterman** had 30 points on 8-of-14 shooting in a 93-82 loss at Rider on February 22, 2017.

Scored 25 or more points in a game: **Rich Williams** had 29 points in a 71-70 loss at Quinnipiac on February 15, 2018.

Collected 30 or more rebounds in a game: **Bill Campion** grabbed 30 boards versus Hofstra during the 1972-73 season.

Collected 20 or more rebounds in a game: **Keith Bullock** pulled down 21 rebounds on December 30, 1992 versus Rutgers.

Collected 15 or more rebounds in a game: **Zane Waterman** grabbed a career-high 15 rebounds in a 62-58 loss to Monmouth on February 10, 2014.

Two players collect 10 or more rebounds in a game: **Rich Williams** (11 rebounds) and **Pauly Paulicap** (13 rebounds) each notched double-figures on the glass in a 51-47 win at Siena on February 2, 2018.

Dished out 15 or more assists in a game: **Tom Courtney** registered 15 assists vs. Columbia during the 1978-1979 season.

Had 10 or more assists in a game: **Zavier Turner** finished with 10 assists in a 68-57 win at Saint Peter's on January 21, 2015.

Blocked nine or more shots in a game: **Rhamel Brown** blocked a school-record matching nine shots at Siena on February 21, 2014.

Blocked five or more shots in a game: **Pauly Paulicap** blocked six shots in a 93-76 win to Monmouth on February 10, 2018.

Had eight or more steals in a game: **Michael Alvarado** tied a program record by recording eight steals in a 73-51 victory over Marist on February 2, 2012 at Draddy Gymnasium.

Had five or more steals in a game: **Aaron Walker Jr.** had five steals in a 62-59 loss to Marist on January 30, 2018.

Connected on five or more 3-pointers in a game: **Rich Williams** buried five three-pointers in Manhattan's 71-70 loss at Quinnipiac on February 15, 2018.

Connected on 15 or more free throws in a game: **Laurence Jolicoeur** shot a perfect 15-for-15 from the free-throw line leading Manhattan to a 72-65 victory at Loyola on February 7, 2009.

Had a triple-double: none

Had five players score in double figures: **Zane Waterman (23)**, **Rich Williams (20)**, **Pauly Paulicap (19)**, **Zavier Turner (12)** and **Aaron Walker Jr. (10)** each scored in double figures in Manhattan's 94-81 loss to Bucknell on January 2, 2018.

Had six players scored in double figures: On December 30, 2011, **George Beamon (19)**, **Liam McCabe-Moran (14)**, **Emmy Andujar (13)**, **Donovan Kates (13)**, **Rhamel Brown (11)** and **Roberto Colonette (10)** scored in double figures in a 94-51 victory at Binghamton.

Had two players post double-doubles: **Rich Williams** (10 points, 11 rebounds) and **Pauly Paulicap** (13 points, 13 rebounds) had double-doubles in a 51-47 win at Siena on February 2, 2018.

Had a double-double in points and rebounds: **Rich Williams** (10 points, 11 rebounds) and **Pauly Paulicap** (13 points, 13 rebounds) had double-doubles in a 51-47 win at Siena on February 2, 2018.

Had a double-double in points and assists: **Zavier Turner** recorded 20 points and 10 assists at Saint Peter's on January 21, 2018.

Two players score 20 or more points in a game: **Zane Waterman (28)** and **Zavier Turner (23)** each tallied at least 20 points on February 10, 2018 in Manhattan's 93-76 victory vs. Monmouth.

Three players score 20 or more points in a game: **Zane Waterman (26)**, **Calvin Crawford (22)** and **Aaron Walker Jr. (20)** each tallied a 20 points on February 19, 2017 in Manhattan's 95-74 victory vs. Quinnipiac.

Manhattan College 1,000-Point Scorers

Name	Years	Games	Points
1. Luis Flores	2001-04	89 games	2,046
2. Keith Bullock	1989-93	120 games	1,992
3. Tim Cain	1981-85	108 games	1,872
4. George Beamon	2009-14	119 games	1,843
5. Durelle Brown	1997-01	112 games	1,634
6. Peter Runge	1986-90	103 games	1,622
7. Steve Grant	1974-78	103 games	1,610
8. Shane Richards	2013-16	129 games	1,472
9. Larry Lembo	1962-65	66 games	1,443
10. Darryl Crawford	2006-10	121 games	1,431
11. Emmy Andujar	2011-15	130 games	1,345
12. George Bucci	1972-75	79 games	1,331
13. John Leonard	1978-82	103 games	1,329
14. Jamal Marshall	1991-95	117 games	1,307
15. Dave Holmes	2000-04	112 games	1,291
John Marren	1967-70	70 games	1,291
17. Brian Mahoney	1968-71	72 games	1,289
18. Ed O'Connor	1951-55	106 games	1,271
19. Jason Hoover	1993-97	115 games	1,250
20. Zane Waterman	2014-pres.	119 games	1,240
21. Billy Wheeler	1986-88	57 games	1,238
22. Bob Kelly	1945-49	98 games	1,230
23. Bill Campion	1972-75	74 games	1,223
23. Devon Austin	2005-09	111 games	1,177
25. Rhamel Brown	2010-14	129 games	1,172
26. Michael Alvarado	2010-14	116 games	1,170
27. Gerry Paulson	1954-57	69 games	1,154
28. Rich Williams	2013-pres.	120 games	1,140
28. Russ Williams	1987-92	118 games	1,140
30. Jack Powers	1955-58	74 games	1,139
31. Carey Edwards	1989-94	114 games	1,133
32. Antoine Pearson	2006-10	121 games	1,123
33. Arturo Dubois	2004-07	90 games	1,111
34. Angelo Lombardo	1954-57	70 games	1,049
34. Ed Lawson	1984-88	113 games	1,049
36. Ron Petro	1960-64	64 games	1,031
37. Bob Mealy	1957-60	60 games	1,028
38. Bill Goodfellow	1965-68	65 games	1,025
39. Martin Baietti	1965-68	59 games	1,005

ALL-TIME TEAM RECORDS

Most points, one game—119 vs. Wagner - 1970–1971
Most opponent points, one game—137 by Saint Peter's - 1969–1970
Largest margin of victory—68 vs. Brooklyn (104-36) - 1953–1954
Most field goals, one game—52 vs. Saint Peter's - 1963–1964
Most free throws converted, one game—42 vs. Army - 1958–1959
Most three-pointers converted, one game—15 vs. Niagara (2/27/94)
Most three-pointers attempted, one game— 43 vs. Canisius (1/31/00)
Most three-pointers converted, season—244 - 2011-2012
Most three-pointers attempted, season—676 - 2011-2012
Most rebounds, one game—79 vs. Southern Connecticut, 1955–1956
Most personal fouls, one game — 36 vs. Saint Peter's 1956–1957;
36 vs. Southern Connecticut, 1963–1964
Most games won, season—26 - 1994–1995
Longest win streak—17 - 1930–1931
Most points, one half—76 vs. Saint Peter's 1969–1970
Most assists, one game—36 vs. Fairfield 1987–1988
Most steals, one game—32 vs. Lehman 1987–1988

ALL-TIME INDIVIDUAL RECORDS

Most points, one game (vs. CCNY) 51 by Bob Mealy, 1959-1960
Most points, one half (vs. Saint Peter's) 30 by Henry Seawright, 1969-1970
Most points, season—744 by Luis Flores, 2003-2004
Most points, career—2,046 by Luis Flores, 2001-2004
Most rebounds, one game (vs. Hofstra)—30 by Bill Campion, 1972-1973
Most rebounds, season—419 by Bill Campion, 1973-1974
Most rebounds, career—1,070 by Bill Campion, 1972-1975
Most blocked shots, one game—9 by Rhamel Brown (vs. Fordham, 11/26/13)
Most blocked shots, season—120 by Rhamel Brown, 2013-14
Most blocked shots, career—367 by Rhamel Brown, 2010-2014
Most assists, one game (vs. Columbia)—15 by Tom Courtney, 1978–1979
Most assists, season—176 by Phil Lane, 1999-2000
Most assists, career—447 by Ed Lawson, 1983-1988
Most steals, game-
8 by Steve Boyle, 1985–1986, 1987–1988 (vs. Holy Cross, Lehman);
8 by Von Damien Green, 2001–2002 (Fordham);
8 by Michael Alvarado 2011-2012 (Marist)
Most steals, career—218 by Carey Wilson, 1989–1993
Most field goals, one game (vs. Adelphi)—20 by Bob Mealy, 1957–1958
Most three-pointers, one game (vs. Canisius)—9 by Bruce Seals, 1999–2000
Most three-pointers, season— 92 by Shane Richards 2014-2015
Most three-pointers, career—312 by Shane Richards, 2012-2016
Highest three-point percentage, season—45.8% by Charles Dubra, 1988-1989
Highest three-point percentage, career—41.8% by Charles Dubra, 1988-1992
Most free throws attempted, one game—27 by Gerry Cahill, 1953–1954
Most free throws made, one game—17 (of 17) by Luis Flores, 2003–2004
Most consecutive free throws made—38 by Xavier Turner, 2016-2017
Most points by an opponent, one game—53 by Tom Schwester, 1969–1970
Most dunks, season—56 by Stephen Grant, 1977–1978
Highest scoring average, season—25.7 by Larry Lembo, 1963–1964
Highest scoring average, career—23.0 by Luis Flores, 2001–2004
Highest Rebounding average, season—15.5 by Bill Campion, 1973–1974
Highest Rebounding average, career—14.5 by Bill Campion, 1972–1975
Highest field goal percentage, season—60.5 by Ed O'Connor, 1954–1955;
60.5 by Stephen Grant, 1977–1978

All-Time 100+ Point Games

Points vs. opponent	Score	Year
119 vs. Wagner	119–69	'71–72
118 vs. Saint Peter's	118–95	'63–64
114 vs. Southern Conn.	114–73	'65–66
112 vs. Saint Peter's	112–137	'69–70*
111 vs. Rutgers	111–88	'64–65
111 vs. St. Francis (N.Y)	111–75	'71–72
111 vs. Long Island	111–84	'01–02
110 vs. Seton Hall	110–87	'72–73
109 vs. CCNY	109–67	'59–60
108 vs. Wagner	108–106	'77–78
106 vs. N.Y.U.	106–81	'57–58
106 vs. Lehigh	106–67	'99–00
105 vs. Hartwick	105–62	'54–55
105 vs. Southern Conn.	105–81	'63–64
105 vs. Siena	105–89	'75–76
105 vs. Fairfield	105–108	'87–88
104 vs. Brooklyn	104–36	'53–54**
104 vs. New Hampshire	104–81	'90–91
103 vs. Marist	103–66	'77–78
103 vs. Fordham	103–92	'77–78
103 vs. Wagner	103–64	'94–95
102 vs. Bridgeport	102–53	'58–59
101 vs. Marist	101–96	'17-'18
101 vs. Bridgeport	101–63	'54–55
101 vs. Adelphi	101–84	'65–66
101 vs. Bridgeport	101–93	'66–67
101 vs. Bridgeport	101–89	'68–69
101 vs. Marist	101–65	'72–73
101 vs. Wagner	101–55	'72–73
100 vs. Connecticut	100–86	'56–57
100 vs. Wagner	100–67	'56–57
100 vs. West Virginia	100–101	'73–74
100 vs. Fairfield	100–93	'99–00

* highest total ever by an opponent

** Manhattan's largest ever margin of victory (68 points)

ALL-TIME NBA DRAFTEES

Name	Year	Team	Round
Ed O'Connor	1955	Milwaukee	8th
Gerry Paulson	1957	Cincinnati	3rd
Angelo Lombardo	1957	Philadelphia	3rd
Bob Mealy	1960	Philadelphia	3rd
Larry Lembo	1965	New York	6th
Bob Chlupsa	1967	San Diego	13th
Martin Baietti	1968	Atlanta	8th
Grady O'Malley	1969	2Atlanta	19th
John Marren	1970	New York	4th
Brian Mahoney	1971	Cleveland	5th
Richie Garner	1972	New York	10th
Mike Moore	1973	New York	7th
George Bucci	1975	Buffalo	3rd
Bill Campion	1975	Milwaukee	4th
Tom Lockhart	1976	Milwaukee	5th
Ricky Marsh	1977	Golden State	8th
Steve Grant	1978	Atlanta	3rd
Jo-Jo Walters	1979	Washington	8th
John Leonard	1982	New York	10th
Luis Flores	2004	Houston	2nd



Steve Masiello (115-108; 71-61 MAAC)

Seventh Year at Manhattan University of Kentucky

2x Metropolitan Coach of the Year

Steve Masiello is in his seventh year as Head Coach of the Manhattan men's basketball team.

Last year, Masiello became just the fifth coach in school history to win 100 games in the Jaspers' thrilling 70-69 win over Niagara.

Under his guidance in 2016-2017, rising senior Zane Waterman developed into one of the top players in the league and earned All-MAAC Third Team honors, averaging 14.5 points and 7.0 rebounds per game.

During Masiello's tenure with Manhattan, he has experienced unprecedented success while leading the Jaspers to back-to-back MAAC Championships and subsequent trips to the NCAA Tournament.

Masiello, who has also guided Manhattan to three-straight MAAC Title game appearances and two 20-win campaigns, broke ESPN analyst and Jasper Hall of Fame selection Fran Fraschilla's school record for career MAAC Tournament wins with his eighth in Manhattan's 79-69 victory over Iona in the 2015 Championship Game. Additionally, Masiello, who has been a member of the school's last four league titles, has an impressive .692 winning percentage (9-4) during MAAC Tournament play.

In guiding the program to its second-straight MAAC Championship in 2014-2015, the Jaspers capped the season with seven wins over their final nine games and were an impressive 9-4 over the final two months of the season. The strong finish is nothing new for a Masiello-coached squad, as the Riverdale-based institution is 34-17 in the months of February and March over the last five years, including 26-13 since the start of the 2013-2014 campaign.

Leading the charge in Manhattan's run to the 2015 MAAC Championship was Emmy Andujar, who earned First Team All-MAAC accolades after ranking among the top-five in the circuit in scoring, rebounding, field goal percentage, assists and steals. Additionally, Andujar, who also earned MAAC All-Tournament Team honors, graduated as the first player in school history to notch 1,300 points, 750 rebounds, 350 assists and 150 steals.

Far from a one-man team, Masiello also oversaw in the development of Ashton Pankey and RaShawn Stores. Pankey earned Third Team All-MAAC honors before being named as the Most Outstanding Performer at the 2015 MAAC Championships. Stores paced the MAAC in assist/turnover ratio while spearheading a well-rounded Manhattan attack that featured a tenacious defense and a precision offense.

Shane Richards battled injuries to earn MAAC All-Tournament Team honors while becoming the Jaspers' single-season and career three-point leader.

During Masiello's first six years, his teams have continuously ranked among the NCAA's best in defensive categories such as blocks, steals, field goal percentage defense, three-point field goal percentage defense and turnover margin.

His accomplishments have not gone unnoticed on a national level as he was named as one of the "25 Most Intriguing Coaches" in Division I by CBS Sports and as one of the "10 Coaches On The Rise" by the organization.

Three seasons ago, Manhattan went 25-8 and won the 2014 MAAC Championship over Iona by a 71-68 count. It was the Jaspers' first MAAC Title and first 25-win campaign since the 2003-2004 season. For his efforts, Masiello earned the prestigious 2014 Metropolitan Coach of the Year, awarded by the Met Basketball Writers Association.

In the landmark campaign, Rhamel Brown earned his third-straight MAAC Defensive Player of the Year selection while George Beamon collected his second First Team All-MAAC honor with Brown landing on the Third Team.

Long-time ESPN college basketball commentator Dick Vitale has even noted, "Remember this name, Steve Masiello. A young, rising coach doing a great job at Manhattan."

Despite a number of key early-season injuries in 2012-2013, the Jaspers rallied to win eight of their last 11 games down the stretch. Manhattan reached the MAAC Championship game for the first time in nine years, coming up just three points short of reaching the NCAA Tournament in a miraculous run.

After the season, Brown was voted Second Team All-MAAC, Second Team All-Metropolitan and the MAAC Defensive Player of the Year. The accolades continued for the Jaspers as Richards earned MAAC Co-Rookie of the Year honors and was joined by Richards on the All-Rookie Team.

In his first season at Manhattan, the Jaspers enjoyed the biggest turnaround in the nation, posting 21 victories in 2011-2012, a NCAA-best 15-win improvement from the previous season. It went down as the largest turnaround in program history while the 21 wins were the second most wins by a Manhattan first-year head coach, trailing only Fraschilla's 23 set in 1992-1993.

As a result of the Jaspers' marked improvement, Masiello shared Metropolitan Co-Coach of the Year honors with Dan Hurley while leading the Jaspers to their first postseason appearance since 2006. Manhattan advanced to the Second Round of the CollegeInsider.com Tournament (CIT) while registering three All-MAAC selections, including First Team honoree and league scoring champion Beamon.

The Jaspers have also excelled in the classroom under Masiello as his players sport a perfect 100 percent graduation rate. Three players earned both MAAC All-Academic distinction and the prestigious Honors Court recognition by the National Association of Basketball Coaches (NABC) in 2012. It marked the most student-athlete honorees on both award lists out of the 10 MAAC institutions.

Masiello was named Manhattan's 23rd head coach in program history on April 11, 2011. He returned to his native New York after spending six years in the Big East as an assistant at Louisville under Rick Pitino.

Over his six-year tenure with the Cardinals, Masiello helped lead Louisville to a 148-61 (.708) overall record, six straight 20-win seasons and four NCAA Tournament appearances. The Cardinals advanced to the Elite Eight twice (2008 & 2009) during that time while Masiello played a vital role in building Louisville's 2009 Big East Championship team, which won 31 games, including a program record 16 in conference, and entered the NCAA Tournament as the No. 1 overall seed.

One of the nation's most renowned recruiters, Masiello effectively directed the Cardinals' recruiting efforts by signing four Top-20 recruiting classes, which included four McDonald's All-Americans over his time in Louisville. The program's 2008 recruiting class garnered a No. 4 national ranking, featuring 2008 USA Today High School National Player of the Year and future NBA player Samardo Samuels.

Masiello was named one of the nation's Top 25 collegiate assistant coaches according to FoxSports.com (2010) & Rivals.com (2007). He managed Louisville's game preparation and scouting responsibilities for his last three years with the program as the Cardinals amassed a 76-29 (.724) overall record, including a 39-15 (.722) mark in the Big East during this stretch.

Masiello is back in Riverdale for his second coaching tenure at Manhattan. He previously helped lead the Jaspers to three postseason appearances in four years (2001-2005) as an assistant, which included two MAAC Championships and subsequent trips to the NCAA Tournament (2003 & 2004) and one to the NIT (2002). Under his tutelage, Manhattan posted an 83-36 (.697) overall record with Masiello serving a key contributor to the Jaspers' coaching staff.

During that time Masiello also helped Manhattan to arguably one of the finest wins in program history when the Jaspers defeated Florida in the First Round of the 2004 NCAA Tournament. In terms of player development, Masiello helped Luis Flores blossom into a NBA Player.

Prior to Manhattan, Masiello served as the administrative assistant at Tulane under head coach Shawn Finney for one year (2000-2001).

A four-year member of the Wildcats' basketball team, Masiello, played under head coaches Pitino (1996-1997) and Tubby Smith (1997-2000). During his playing career, Kentucky went to the Final Four twice (1997 & 1998), advancing to the National Championship game both times and winning the title in 1998. Masiello was named the Wildcats' co-captain his senior year.

Masiello hails from White Plains, NY, and attended Archbishop Stepinac High School. He completed his final two years at the Harvey School in Katonah, NY, where he helped the basketball program win the New England Prep School Athletic Association Championship.

@Steve_Masiello Information

Masiello's Winning Ways

As a Head Coach

Manhattan College (2011-present)

Season	Record	Finish
2017-2018	13-15	
2016-2017	10-22	MAAC First Round
2015-2016	13-18	MAAC Quarterfinals
2014-2015	19-14	NCAA Tournament First Round MAAC Champs
2013-2014	25-8	NCAA Tournament Second Round MAAC Champs
2012-2013	14-18	MAAC Finalists
2011-2012	21-13	CIT Second Round
Total	115-108	

As an Assistant coach

University of Louisville (2005 – 2011)

Season	Record	Finish
2010-2011	25-10	NCAA Tournament Second Round
2009-2010	20-13	NCAA Tournament Second Round
2008-2009	31-6	NCAA Tournament Elite Eight Big East Champs (Overall #1 Seed)
2007-2008	27-9	NCAA Tournament Elite Eight
2006-2007	24-10	NCAA Tournament Second Round
2005-2006	21-13	NIT Semifinals
Total	148-61	

Manhattan College (2001 – 2005)

Season	Record	Finish
2004-2005	15-14	MAAC Second Round
2003-2004	25-6	NCAA Tournament Second Round MAAC Champs
2002-2003	23-7	NCAA Tournament First Round MAAC Champs
2001-2002	20-9	NIT First Round
Total	83-36	

Playing career

University of Kentucky (1996 – 2000)

Season	Record	Finish
1999-2000	23-10	NCAA Tournament Second Round
1998-1999	28-9	NCAA Tournament Elite Eight SEC Champions
1997-1998	35-4	NCAA Tournament Champions SEC Champs
1996-1997	35-5	NCAA Tournament Runner-Up SEC Champs
Total	121-28	

* From 2010-11 until 2014-2015 the NCAA Play-In Games were officially denoted as the "First Round."

Quick Hits

- His overall (.516) and MAAC (.538) winning percentages rank second in the league since his arrival in 2011-2012.
- Named as one of the "25 Most Intriguing Coaches" In Division I By *Yahoo*.
- Slated as one of the "10 Coaches On The Rise" in Division I by *CBS Sports*.
- Has participated in the NCAA Tournament in 13 of his full 21 seasons as a player or coach, including being a part of eight conference champions and one National Championship.
- Has been a part of four of Manhattan's five MAAC Championships and five of the Jaspers' 20-win campaigns during his nine full years in Riverdale (Assistant & HC).
- Guided Manhattan to its second-straight MAAC Championship in 2015.
- Led the Jaspers to the 2014 MAAC Title and the second-most wins (25) school history.
- Has guided Manhattan to 115 victories in six-plus seasons, ranking fifth all-time.
- Broke current ESPN analyst **Fran Fraschilla** school-record for MAAC victories with his eighth win in the 2015 MAAC Championship against Iona.
- Has led the Jaspers to three MAAC Championship games and a pair of title wins over Iona.
- Under his guidance, Manhattan had 16 road/neutral wins in 2013-2014, third most in the nation.
- In 2013, guided the Jaspers to their first MAAC championship game since 2004.
- Two-time Metropolitan Writers Association Co-Coach of the Year (2012 | 2014).
- Manhattan had the top turnaround in the nation with a 15-win improvement in 2011-2012 (all at NCAA Division I level), coming off a 6-25 overall record.
- Guided the Jaspers to 21 wins in 2011-2012, the second most for a rookie head coach in the program's 112-year history.
- In his 22-year collegiate career as a player or a coach, has a career record of 476-254, including 355-226 on the sidelines.
- Has accrued One National Title, One National Runner-Up Appearance, Two Final Fours, Six Elite Eight Berths, Eight Conference Championships, 13 NCAA Appearances and 15 20-Win Campaigns.
- Last year, **Zane Waterman** earned All-MAAC Third Team accolades.
- Two years ago, **Shane Richards** earned First Team All-MAAC honors and graduated as one of just five MAAC players with over 300 career three pointers.
- Three seasons ago, **Emmy Andujar** blossomed into a First Team All-MAAC selection after leading the team and ranking among the top-five in the league in scoring, rebounding, assists and steals.
- Joining Andujar with All-MAAC recognition was **Ashton Pankey**, who secured Third Team accolades.
- Pankey also was named the 2015 MAAC Tournament Most Outstanding Player while Andujar & Richards were named to the All-Tournament team.
- He also oversaw the development of three-time MAAC Defensive Player of the Year **Rhamel Brown**, two-time First Team All-MAAC selection and 2014 MAAC MOP **George Beamon** and 2014 Third Team All-MAAC selection **Michael Alvarado**.
- Also has overseen the development of Richards, who was named 2013 MAAC Co-Rookie of the Year and holds the school-record for three pointers in a season and career.
- * Leaves a chair on the bench for his late father Stephen while his mother Kit attends every game and sits directly behind the bench.



2017-2018 MANHATTAN BASKETBALL BOX SCORES

Game 21 - Niagara 72 Manhattan 63 (1/24/18)

Official Basketball Box Score - Game Totals - Final Statistics

Manhattan vs Niagara

01/24/18 7:05 PM at Niagara University, NY - Gallagher Ctr.

Manhattan 63 • 10-11; 5-4 MAAC

#	Player	Total		3-Ptr		Rebounds		PF	TP	A	TO	Bk	Stl	Min			
		FG-FGA	FG-FGA	FT-FTA	FT-FTA	Off	Def										
04	Waterman, Zane	r	3-7	0-2	2-2	3	2	5	3	8	0	2	0	17			
33	Paulicap, Pauly	r	5-11	0-0	8-10	4	5	9	3	18	0	2	4	31			
03	Turner, Xavier	g	3-8	0-3	0-0	0	1	1	3	6	4	5	0	17			
22	Capuano, Thomas	g	0-2	0-1	0-0	0	5	5	1	0	0	0	0	17			
23	Williams, Rich	g	1-8	0-2	0-0	2	1	3	2	2	4	1	0	30			
02	Strzala, Patrick	g	1-3	1-3	3-3	0	0	0	2	6	0	0	0	9			
10	Mack, Nehemiah	g	0-0	0-0	0-0	1	2	3	5	0	1	0	0	9			
11	Walker Jr., Aaron	g	4-11	1-4	3-4	0	2	2	2	12	3	4	1	25			
14	Crawford, Calvin	g	4-9	3-4	0-0	2	4	6	3	11	0	1	1	25			
24	Ebube, Ebube	g	0-0	0-0	0-0	2	0	2	1	0	2	1	0	7			
Team						4	1	5		2							
Totals			21-59	5-19	16-19	18	23	41	25	63	14	18	6	4	200		
FG % 1st Half: 10-29		34.5%	2nd half: 11-30		36.7%	Game: 21-59		35.6%	3FG % 1st Half: 2-8		25.0%	2nd half: 3-11		27.3%	Game: 5-19		26.3%
FT % 1st Half: 11-13		84.6%	2nd half: 5-6		83.3%	Game: 16-19		84.2%	Deadball Rebounds		1						

Niagara 72 • 13-9; 6-3 MAAC

#	Player	Total		3-Ptr		Rebounds		PF	TP	A	TO	Bk	Stl	Min			
		FG-FGA	FG-FGA	FT-FTA	Off	Def	Tot										
11	Prochet, Marvin	f	3-9	1-5	2-2	1	6	7	1	9	4	0	1	1	33		
24	King, Greg	f	0-0	0-0	0-0	1	5	6	4	0	1	0	1	0	16		
00	Barton, Chris	g	1-5	0-0	6-7	0	0	0	2	8	1	1	1	0	20		
10	Dukes, Kahili	g	5-14	2-8	0-0	0	3	3	2	12	0	5	0	0	31		
13	Scott, Matt	g	7-15	4-6	3-5	2	2	4	4	21	1	2	0	0	28		
02	Larkin, Kevin	g	0-0	0-0	0-0	0	0	0	0	0	0	0	0	0	2		
04	Tate, Keleaf	g	0-1	0-0	0-0	0	0	0	1	0	0	0	0	0	1		
06	Towns, James	g	2-5	0-1	9-12	1	3	4	2	13	3	3	0	1	26		
21	Green, Kierell	g	0-0	0-0	1-2	0	0	0	1	1	0	0	0	0	3		
30	Kuakumensah, Greg	g	0-0	0-0	0-0	1	0	1	3	0	0	0	0	0	6		
32	Robb, Dominic	g	4-4	0-0	0-0	2	2	4	1	8	0	0	2	0	24		
Team						4	1	5									
Totals			22-53	7-20	21-28	12	22	34	21	72	10	11	4	4	200		
FG % 1st Half: 11-27		40.7%	2nd half: 11-26		42.3%	Game: 22-53		41.5%	3FG % 1st Half: 4-10		40.0%	2nd half: 3-10		30.0%	Game: 7-20		35.0%
FT % 1st Half: 14-18		77.8%	2nd half: 7-10		70.0%	Game: 21-28		75.0%	Deadball Rebounds		3						

Officials: DJ Carstensen, Kevin O'Connell, Willie Pulliam
Technical fouls: Manhattan-None, Niagara-None.
Attendance: 1058

Score by periods	1st	2nd	Total
Manhattan	33	30	63
Niagara	40	32	72

Last FG - MAN 2nd-02:05, NIA 2nd-02:58.
Largest lead - MAN by 3 1st-06:34, NIA by 9 2nd-02:32.
MAN led for 02:07, NIA led for 35:52. Game was tied for 02:01.

Score tied - 4 times.
Lead changed - 7 times.

Game 23 - Marist 62 Manhattan 59 (1/30/18)

Official Basketball Box Score - Game Totals - Final Statistics

Marist vs Manhattan

01/30/18 7:02 pm at Riverdale, NY - Draddy Gymnasium

Marist 62 • 5-17; 3-7 MAAC

#	Player	Total		3-Ptr		Rebounds		PF	TP	A	TO	Bk	Stl	Min			
		FG-FGA	FG-FGA	FT-FTA	FT-FTA	Off	Def										
14	Dozic, Aleksandar	r	3-8	2-7	0-0	0	7	7	4	8	2	3	0	0	33		
30	Funk, Ryan	g	5-9	5-9	2-2	0	3	3	4	17	0	0	0	0	25		
11	Sjoberg, Tobias	g	1-4	0-0	0-0	6	5	11	5	2	3	1	0	0	25		
02	Parker, Brian	g	3-7	2-2	4-8	1	4	5	3	12	3	5	0	0	35		
34	Knudsen, David	g	5-12	2-6	2-2	1	2	3	1	14	0	2	0	1	30		
04	Lamb, Isaiah	g	0-4	0-3	1-2	0	1	1	0	1	1	0	0	0	20		
22	Williams, Austin	g	2-3	1-1	0-3	0	3	3	0	5	2	3	0	1	17		
33	McClenaghan, Connor	g	1-2	1-1	0-0	0	0	1	3	3	1	0	1	1	15		
Team						1	2	3		1							
Totals			20-49	13-29	9-17	9	27	36	19	62	14	16	0	4	200		
FG % 1st Half: 9-20		45.0%	2nd half: 11-29		37.9%	Game: 20-49		40.8%	3FG % 1st Half: 6-10		60.0%	2nd half: 7-19		36.8%	Game: 13-29		44.8%
FT % 1st Half: 2-6		33.3%	2nd half: 7-11		63.6%	Game: 9-17		52.9%	Deadball Rebounds		3.1						

Manhattan 59 • 10-13; 5-6 MAAC

#	Player	Total		3-Ptr		Rebounds		PF	TP	A	TO	Bk	Stl	Min			
		FG-FGA	FG-FGA	FT-FTA	Off	Def	Tot										
04	Waterman, Zane	f	5-7	3-4	4-7	0	8	8	2	17	1	1	0	1	31		
33	Paulicap, Pauly	f	2-3	0-0	3-5	3	4	7	1	7	0	2	1	0	31		
03	Turner, Xavier	g	2-8	0-2	2-2	0	1	1	4	6	3	1	0	0	32		
22	Capuano, Thomas	g	1-3	1-2	0-0	0	1	1	1	3	0	1	0	0	19		
23	Williams, Rich	g	7-11	4-5	1-2	0	6	6	1	19	1	3	1	2	33		
10	Mack, Nehemiah	g	0-1	0-1	0-1	1	0	1	3	0	1	1	0	0	11		
11	Walker Jr., Aaron	g	3-10	1-3	0-0	0	1	1	2	7	3	3	0	5	17		
14	Crawford, Calvin	g	0-3	0-2	0-0	1	1	2	1	0	1	0	1	0	16		
24	Ebube, Ebube	g	0-1	0-1	0-0	0	1	1	3	0	0	0	0	0	10		
Team						0	1	1									
Totals			20-47	9-20	10-17	5	24	29	19	59	10	12	3	8	200		
FG % 1st Half: 10-27		37.0%	2nd half: 10-20		50.0%	Game: 20-47		42.6%	3FG % 1st Half: 6-14		42.9%	2nd half: 3-6		50.0%	Game: 10-20		45.0%
FT % 1st Half: 3-6		50.0%	2nd half: 7-11		63.6%	Game: 10-17		58.8%	Deadball Rebounds		1.1						

Officials: Jeffrey Anderson, Brandon Cruz, Brandon Williams
Technical fouls: Marist-TEAM, Manhattan-TEAM.
Attendance: 981

Score by periods	1st	2nd	Total
Marist	26	36	62
Manhattan	29	30	59

Last FG - MAR 2nd-00:01, MAN 2nd-02:56.
Largest lead - MAR by 7 1st-17:19, MAN by 9 1st-11:15.
MAR led for 09:04, MAN led for 29:58. Game was tied for 00:58.

Score tied - 1 time.
Lead changed - 9 times.

Game 22 - Iona 78 Manhattan 65 (1/27/18)

Official Basketball Box Score - Game Totals - Final Statistics

Iona vs Manhattan

01/27/18 7:00 pm at Uniondale, NY - NYCB Live

Iona 78 • 13-8; 7-2 MAAC

#	Player	Total		3-Ptr		Rebounds		PF	TP	A	TO	Bk	Stl	Min	
		FG-FTA	FG-FGA	FT-FTA	FT-FGA	Off	Def								
02	Crawford, E.J.	r	2-8	0-3	1-4	0	2	2	1	5	1	0	0	21	
13	Edgok, TK	r	5-9	0-0	0-0	2	4	6	2	10	1	1	3	29	
00	McGill, Ricky	g	5-7	1-2	0-0	0	0	0	0	4	11	4	2	0	26
04	Casimir, Schadrac	g	6-9	5-7	3-3	1	2	3	2	20	3	0	0	0	36
15	Much, Deyshonee	g	4-8	2-4	0-0	1	5	6	2	10	6	1	0	2	31
01	Lewis, Zach	g	3-5	0-0	4-4	0	4	4	1	10	4	1	0	4	28
11	Griffin, Roland	g	5-8	0-0	2-3	0	4	4	3	12	1	1	1	0	19
20	Svandrik, Jan	g	0-1	0-1	0-0	0	0	0	0	0	0	0	0	0	7
21	Kensmir, Gavin	g	0-0	0-0	0-0	0	0	0	1	0	0	0	0	0	3
Team						0	2	2							
Totals			30-55	8-17	10-14	4	23	27	16	78	20	6	4	9	200
FG % 1st Half: 15-29		51.7%	2nd half: 15-26		57.7%	Game: 30-55		54.5%							Deadball Rebounds
3FG % 1st Half: 4-8		50.0%	2nd half: 4-8		44.4%	Game: 8-17		47.1%							3
FT % 1st Half: 1-4		25.0%	2nd half: 9-10		90.0%	Game: 10-14		71.4%							

Manhattan 65 • 10-12; 5-6 MAAC

#	Player	Total		3-Ptr		Rebounds		PF	TP	A
---	--------	-------	--	-------	--	----------	--	----	----	---

2017-2018 MANHATTAN BASKETBALL BOX SCORES

Game 25 - Rider 77 Manhattan 73 (2/8/18)

Official Basketball Box Score - Game Totals - Final Statistics

Manhattan vs Rider
02/08/18 7:05 pm at Lawrenceville, NJ - Alumni Gymnasium

Manhattan 73 • 11-14; 6-7 MAAC

#	Player	Total		3-Ptr		Rebounds			PF	TP	A TO Bk Stl				Min
		FG-FGA	FG-FGA	FT-FTA	FT-FTA	Off	Def	Tot			A	TO	Bk	Stl	
04	Waterman, Zane	5-14	0-2	6-10	3	4	7	3	16	1	3	0	0	0	30
33	Paulicap, Pauly	3-5	0-0	2-3	1	2	3	5	8	0	2	4	1	1	16
03	Turner, Xavier	3-6	2-5	4-4	1	0	1	1	12	5	2	0	2	1	34
22	Capuano, Thomas	3-6	2-3	0-0	1	1	2	2	8	2	1	0	1	1	16
23	Williams, Rich	6-10	3-6	0-0	0	4	4	4	15	2	5	0	0	0	27
02	Strzala, Patrick	0-2	0-0	0-0	1	0	1	0	0	0	0	0	0	0	4
10	Mack, Nehemiah	1-2	0-0	0-1	0	1	1	4	2	5	1	0	1	0	30
14	Crawford, Calvin	3-7	2-4	3-4	0	3	3	5	11	1	2	1	3	1	29
24	Ebube, Ebube	0-0	0-0	1-2	0	2	2	1	0	0	2	1	0	0	12
30	Diallo, Ibrahima	0-0	0-0	0-0	0	1	1	0	0	0	0	0	0	0	2
Team															
Totals		24-52	9-22	16-24	9	18	27	26	73	16	16	7	9	200	

FG % 1st Half: 14-24 58.3% 2nd half: 10-28 35.7% Game: 24-52 46.2%
3FG % 1st Half: 7-14 50.0% 2nd half: 2-8 25.0% Game: 9-22 40.9%
FT % 1st Half: 2-4 50.0% 2nd half: 14-20 70.0% Game: 16-24 66.7%

Rider 77 • 18-7; 11-2 MAAC

#	Player	Total		3-Ptr		Rebounds			PF	TP	A TO Bk Stl				Min
		FG-FGA	FG-FGA	FT-FTA	FT-FTA	Off	Def	Tot			A	TO	Bk	Stl	
14	Vaughn, Dimencio	8-15	0-4	7-10	4	4	8	4	23	2	4	3	3	3	35
20	Marshall, Tyre	0-5	0-0	2-2	3	4	7	5	2	0	3	0	0	0	15
02	Allen, Jordan	6-10	3-7	5-8	0	3	3	1	20	0	0	1	1	1	38
12	Durham, Anthony	1-3	0-0	0-0	0	0	0	1	2	2	3	0	1	1	18
23	Jordan, Stevie	2-5	0-1	5-6	0	0	0	4	9	2	5	0	1	1	23
05	Randall, Tyrei	1-3	1-2	0-0	0	1	1	0	3	0	0	1	1	1	5
10	Washington-Ives, Kea	2-2	0-0	0-0	1	2	3	1	4	4	3	0	0	0	23
11	Eke, Devine	0-0	0-0	0-2	0	1	1	2	0	0	0	1	0	0	8
13	Scott, Frederick	4-7	0-1	4-7	4	7	11	4	12	2	3	0	2	2	28
15	Cisse, Karamoko	1-2	0-0	0-0	0	2	2	3	2	0	0	0	0	0	7
Team															
Totals		25-52	4-15	23-35	16	26	42	25	77	12	21	6	9	200	

FG % 1st Half: 11-27 40.7% 2nd half: 14-25 56.0% Game: 25-52 48.1%
3FG % 1st Half: 2-10 20.0% 2nd half: 2-5 40.0% Game: 4-15 26.7%
FT % 1st Half: 6-7 85.7% 2nd half: 17-28 60.7% Game: 23-35 65.7%

Officials: Ken Clark, Rob Snedden, Mel Chetum

Technical fouls: Manhattan-None; Rider-None.

Attendance: 1514

Score by periods	1st	2nd	Total
Manhattan	37	36	73
Rider	30	47	77

Last FG - MAN 2nd 00:59, RID 2nd 00:39.

Largest lead - MAN by 7 1st-04:05, RID by 8 2nd-08:27.

MAN led for 18:08. RID led for 17:10. Game was tied for 04:42.

Points	In	Off	2nd	Fast	Bench
MAN	28	22	2	0	14
RID	30	27	14	10	21

Score tied - 8 times.

Lead changed - 9 times.

Game 26 - Manhattan 93 Monmouth 76 (2/10/18)

Official Basketball Box Score - Game Totals - Final Statistics

Monmouth vs Manhattan
02/10/18 7:02 pm at Riverdale, NY - Draddy Gymnasium

Monmouth 76 • 8-17; 4-9 MAAC

#	Player	Total		3-Ptr		Rebounds			PF	TP	A TO Bk Stl				Min
		FG-FGA	FG-FGA	FT-FTA	FT-FTA	Off	Def	Tot			A	TO	Bk	Stl	
02	Martin, Melik	1-7	0-1	0-0	1	3	4	5	2	2	1	0	0	0	17
32	Quinn, Diego	2-4	0-0	1-2	2	1	3	5	0	0	1	0	0	1	21
00	Salave, Ray	4-8	0-3	8-8	0	3	3	4	16	2	4	0	5	2	26
08	Hammond, Deion	6-14	5-10	2-4	0	4	4	4	19	0	4	0	1	1	34
23	Tilghman, Austin	1-4	0-0	1-1	0	1	1	1	3	2	2	0	0	0	22
01	Sarr, Pierre	1-1	0-0	6-6	1	1	2	5	8	0	1	1	1	1	10
04	Traore, Mustapha	1-4	0-0	1-2	2	1	3	1	3	3	0	0	0	0	16
13	McClary, Marcus	4-6	1-1	0-0	0	0	0	2	9	2	1	0	0	2	22
15	Pillari, Dan	0-1	0-1	1-2	0	0	0	1	1	0	0	0	0	0	2
24	Pillari, Louie	1-3	1-3	1-2	0	2	2	1	4	0	0	0	0	0	15
33	Tilman, Zac	3-3	0-0	0-0	1	2	3	1	6	0	0	0	0	0	12
44	Ibezugbe, Sam	0-0	0-0	0-0	0	0	0	1	0	0	0	0	0	0	3
Team															
Totals		24-55	7-19	21-27	7	19	26	29	76	11	14	2	9	200	

FG % 1st Half: 13-28 46.4% 2nd half: 11-27 40.7% Game: 24-55 43.6%
3FG % 1st Half: 2-7 28.6% 2nd half: 5-12 41.7% Game: 7-19 36.8%
FT % 1st Half: 8-9 88.9% 2nd half: 13-18 72.2% Game: 21-27 77.8%

Manhattan 93 • 12-14; 7-7 MAAC

#	Player	Total		3-Ptr		Rebounds			PF	TP	A TO Bk Stl				Min
		FG-FGA	FG-FGA	FT-FTA	FT-FTA	Off	Def	Tot			A	TO	Bk	Stl	
04	Waterman, Zane	7-15	4-10	10-13	0	8	8	1	28	0	1	2	1	1	35
33	Paulicap, Pauly	4-8	0-0	2-4	5	8	13	4	10	0	0	5	0	0	30
03	Turner, Xavier	4-6	4-6	13-14	0	1	1	4	25	5	4	0	1	1	35
22	Capuano, Thomas	3-5	2-4	1-2	0	4	4	5	9	0	0	2	0	2	29
23	Williams, Rich	3-6	2-4	3-4	1	2	3	1	11	4	5	0	0	0	28
02	Strzala, Patrick	0-0	0-0	0-0	0	0	0	1	0	1	0	0	0	0	4
05	Boyce, Jesse	0-0	0-0	0-0	0	0	0	0	0	0	0	0	0	0	1
10	Mack, Nehemiah	1-1	1-1	2-2	0	1	1	4	5	3	1	0	0	0	16
14	Crawford, Calvin	1-4	1-3	2-2	0	3	1	5	3	2	0	0	0	0	12
21	Maloney, Matt	0-0	0-0	0-0	0	0	0	0	0	0	0	0	0	0	1
24	Ebube, Ebube	0-0	0-0	0-0	0	0	0	3	0	0	0	0	0	1	9
Team															
Totals		23-45	14-28	33-41	6	27	33	24	93	16	16	7	6	200	

FG % 1st Half: 12-27 44.4% 2nd half: 11-18 61.1% Game: 23-45 51.1%
3FG % 1st Half: 6-16 37.5% 2nd half: 8-12 66.7% Game: 14-28 50.0%
FT % 1st Half: 10-11 90.9% 2nd half: 23-30 76.7% Game: 33-41 80.5%

Officials: Ray Perone, Rusty Cooper, Justin Simon

Technical fouls: Monmouth-McClary, Marcus; Manhattan-Ebube, Ebube; Waterman, Zane; Williams, Rich.

Attendance: 1109

6:44 2H - Flagrant 1 - Monmouth #3, Class A Tech - Manhattan #24

Score by periods	1st	2nd	Total
Monmouth	36	40	76
Manhattan	40	53	93

Last FG - MON 2nd 01:14, MAN 2nd 05:20.

Score tied - 5 times.

Points	In	Off	2nd	Fast	Bench
MON	30	11	11	6	31
MAN	16	14	9	3	10

Game 27 - Quinnipiac 71 Manhattan 70 (2/15/18)

Official Basketball Box Score - Game Totals - Final Statistics

Manhattan vs Quinnipiac
02/15/18 7:00 pm at Hamden, CT - TD Bank Sports Center

Manhattan 70 • 12-15; 7-8 MAAC

#	Player	Total		3-Ptr		Rebounds			PF	TP	A TO Bk Stl				Min
		FG-FGA	FG-FGA	FT-FTA	FT-FTA	Off	Def	Tot			A	TO	Bk	Stl	
04	Waterman, Zane	7-15	3-6	2-2	2	9	11	4	19	1	2	1	0	0	38
33	Paulicap, Pauly	1-4	0-0	5-6	4	3	7	4	7	0	0	1	0	0	15
03	Turner, Xavier	2-6	0-1	2-3	1	1	2	3	6	3	1	0	2	2	29
22	Capuano, Thomas	3-3	1-0	0-0	0	4	4	4	5	2	0	0	0	0	26
23	Williams, Rich	8-16	5-8	8-9	1	2	3	0	29	2	5	0	1	1	37
02	Strzala, Patrick	0-1	0-1	0-0	0	0	0	0	0	0	0	0	0	0	3
10	Mack, Nehemiah	0-1	0-1	0-0	0	0	0	0	3	0	2	1	0	0	24
14	Crawford, Calvin	2-5	0-0	0-0	1	1	2	0	4	2	0	2	1	0	26
24	Ebube, Ebube	0-1	0-1	0-0	0	0	0	1	0	0	0	0	0	0	2
Team															
Totals		22-52	9-19	17-20	11	21	32	19	70	15	12	4	4	200	

FG % 1st Half: 12-28 42.9% 2nd half: 10-24 41.7% Game: 22-52 42.3%
3FG % 1st Half: 3-7 42.9% 2nd half: 6-12 50.0% Game: 9-19 47.4%
FT % 1st Half: 10-11 90.9% 2nd half: 7-9 77.8% Game: 17-20 85.0%

Quinnipiac 71 • 10-17; 7-8 MAAC

#	Player	Total		3-Ptr	
---	--------	-------	--	-------	--



Manhattan Career | Season Game-Highs

Career Highs

Points	22 (2x last) vs. Quinnipiac (2/19/17)
Rebounds	12 at Saint Peter's (2/17/16)
Assists	6 vs. Morgan State (12/9/17)
Steals	4 against Towson (12/2/17)
Blocks	4 vs. Monmouth (2/10/17)
FG Made	9 (2x last) vs. Niagara (1/10/17)
FG Attempts	20 vs. Niagara (1/10/17)
FT Made	5 (2x last) at Monmouth (2/15/16)
FT Attempts	7 vs. Siena (1/4/16)
3-Pt. Made	4 vs. Quinnipiac (2/19/17)
3-Pt. Attempts	8 (2x last) at Rider (2/22/17)
Minutes	40 vs. Siena (1/4/16)

2017-2018 Season Highs

Points	19 vs. Harvard (11/18/17)
Rebounds	10 (2x last) at Fordham (11/26/17)
Assists	6 vs. Morgan State (12/9/17)
Steals	4 against Towson (12/2/17)
Blocks	3 vs. Morgan State (12/9/17)
FG Made	7 vs. Harvard (11/18/17)
FG Attempts	13 at Fordham (11/26/17)
FT Made	4 (3x last) at Hofstra (12/20/17)
FT Attempts	6 vs. SFBK (11/15/17)
3-Pt. Made	3 (2x last) at Niagara (1/24/18)
3-Pt. Attempts	7 against NIU (11/22/17)
Minutes	37 vs. Harvard (11/18/17)

2017-2018 Game-By-Game Stats

Opponent	Date	gs	min	fg-fga	pct	3fg-fga	pct	ft-fa	pct	off	def	tot	avg	pf	a	t/o	blk	stl	pts	avg
ST. FRANCIS BROOKLYN	11/15/17	*	25	3-10	.300	1-2	.500	4-6	.667	3	2	5	5.0	3	2	2	0	1	11	11.0
HARVARD	11/18/17	*	37	7-12	.583	3-4	.750	2-2	1.000	2	8	10	7.5	3	3	1	0	0	19	15.0
vs UMKC	11/20/17	*	31	2-6	.333	0-3	.000	3-4	.750	2	7	9	8.0	2	2	1	1	0	7	12.3
vs Missouri State	11/21/17	*	33	2-4	.500	2-3	.667	0-0	.000	0	5	5	7.3	1	4	3	1	1	6	10.8
vs Northern Illinois	11/22/17	*	32	4-12	.333	2-7	.286	1-1	1.000	1	4	5	6.8	3	2	1	0	0	11	10.8
at Fordham	11/26/17	*	31	5-13	.385	1-1	1.000	0-0	.000	4	6	10	7.3	1	0	3	1	0	11	10.8
vs Holy Cross	12/01/17	*	35	5-9	.556	2-6	.333	2-2	1.000	0	6	6	7.1	2	1	4	0	2	14	11.3
vs Towson	12/02/17	*	30	5-8	.625	1-4	.250	4-5	.800	1	2	3	6.6	2	3	2	1	4	15	11.8
MORGAN STATE	12/09/17		25	2-7	.286	1-3	.333	3-4	.750	1	3	4	6.3	4	6	3	3	0	8	11.3
at Tulsa	12/16/17		32	3-9	.333	2-3	.667	0-0	.000	1	2	3	6.0	1	0	4	0	0	8	11.0
at Hofstra	12/20/17		34	2-6	.333	1-1	1.000	4-4	1.000	0	6	6	6.0	2	3	6	0	0	9	10.8
at Seton Hall	12/23/17		29	4-7	.571	2-3	.667	0-0	.000	0	3	3	5.8	1	0	3	0	0	10	10.8
FAIRFIELD	12/30/17		20	3-3	1.000	2-2	1.000	0-0	.000	0	3	3	5.5	3	0	2	2	1	8	10.5
at Marist	01/02/18		13	1-6	.167	0-2	.000	1-1	1.000	0	1	1	5.2	5	0	1	0	2	3	10.0
at Monmouth	01/05/18		30	3-7	.429	1-4	.250	3-4	.750	2	3	5	5.2	0	1	2	0	0	10	10.0
RIDER	01/07/18		33	2-12	.167	0-6	.000	1-2	.500	3	5	8	5.4	3	2	2	0	2	5	9.7
at Fairfield	01/11/18		22	3-4	.750	1-2	.500	0-0	.000	1	2	3	5.2	1	0	2	0	0	7	9.5
SIENA	01/13/18		27	3-8	.375	0-2	.000	0-0	.000	1	2	3	5.1	3	0	3	0	2	6	9.3
CANISIUS	01/19/18		19	1-5	.200	0-0	.000	0-0	.000	2	1	3	5.0	1	0	0	0	0	2	8.9
at Saint Peter's	01/21/18		24	1-6	.167	1-5	.200	0-0	.000	1	3	4	5.0	3	1	1	0	0	3	8.7
at Niagara	01/24/18		25	4-9	.444	3-4	.750	0-0	.000	2	4	6	5.0	3	0	1	1	1	11	8.8
vs Iona	01/27/18	*	35	4-8	.500	2-4	.500	1-2	.500	1	3	4	5.0	0	3	3	0	0	11	8.9
MARIST	01/30/18		16	0-3	.000	0-2	.000	0-0	.000	1	1	2	4.8	1	1	0	1	0	0	8.5
at Siena	02/02/18		9	4-6	.667	0-0	.000	0-0	.000	1	1	2	4.7	4	1	0	0	1	8	8.5
at Rider	02/08/18		29	3-7	.429	2-4	.500	3-4	.750	0	3	3	4.6	5	1	2	1	3	11	8.6
MONMOUTH	02/10/18		12	1-4	.250	1-3	.333	2-2	1.000	0	3	3	4.6	1	3	2	0	0	5	8.4
at Quinnipiac	02/15/18		26	2-5	.400	0-0	.000	0-0	.000	1	1	2	4.5	0	2	0	2	1	4	8.3
NIAGARA	02/18/18		23	3-8	.375	2-3	.667	0-0	.000	2	4	6	4.5	1	1	2	1	0	8	8.3
Totals			9	737	82-204	.402	33-83	.398	34-43	.791	33	94	127	4.5	59	42	56	15	231	8.3
Games played: 28																				
Minutes/game: 26.3																				
Points/game: 8.3																				
FG Pct: 40.2																				
3FG Pct: 39.8																				
FT Pct: 79.1																				
Rebounds/game: 4.5																				
Assists/game: 1.5																				
Turnovers/game: 2.0																				
Assist/turnover ratio: 0.8																				
Steals/game: 0.8																				
Blocks/game: 0.5																				

Calvin Crawford (10/23/95) - 22 - * Career Statistics

Season	gp-gs	min/avg	Total fg-fga	pct	3-Point fg-fga	pct	F-Throws ft-fa	pct	Rebounds off	def	tot	avg	pf	fo	ast	to	blk	stl	Scoring pts	avg
2014-15	30-1	234/7.8	27-75	.360	8-34	.235	9-16	.563	14	32	46	1.5	25	0	7	15	4	8	71	2.4
2015-16	22-0	541/24.6	89-181	.492	9-33	.273	50-65	.769	27	74	101	4.6	58	3	16	41	33	14	237	10.8
2016-17	31-12	749/24.2	109-243	.449	33-95	.347	37-48	.771	35	90	125	4.0	77	3	22	52	17	24	288	9.3
2017-18	28-9	737/26.3	82-204	.402	33-83	.398	34-43	.791	33	94	127	4.5	59	2	42	56	15	21	231	8.3
TOTAL	111-22	2261/20.4	307-703	.437	83-245	.339	130-172	.756	109	290	399	3.6	219	8	87	164	69	67	827	7.5



Manhattan Career | Season Game-Highs

Career Highs

Points	32 at Detroit Mercy (11/26/16)
Rebounds	8 at Marist (1/2/17)
Assists	10 at Saint Peter's (1/21/18)
Steals	3 (4x last) against UMKC (11/20/17)
Blocks	1 (2x last) at West Virginia (11/28/16)
FG Made	10 at Detroit Mercy (11/26/16)
FG Attempts	16 (3x last) vs. Monmouth (2/10/17)
FT Made	13 vs. Monmouth (2/10/18)
FT Attempts	14 (2x last) vs. Monmouth (2/10/18)
3-Pt. Made	7 at SFBK (12/20/16)
3-Pt. Attempts	10 at Western Michigan (1/14/15)
Minutes	45 at Western Michigan (1/14/15)

2017-2018 Season Highs

Points	25 vs. Monmouth (2/10/18)
Rebounds	6 vs. Morgan State (12/9/17)
Assists	10 at Saint Peter's (1/21/18)
Steals	3 against UMKC (11/20/17)
Blocks	N/A
FG Made	5 (2x last) against Iona (1/27/18)
FG Attempts	15 against Iona (1/27/18)
FT Made	13 vs. Monmouth (2/10/18)
FT Attempts	14 vs. Monmouth (2/10/18)
3-Pt. Made	4 (2x last) vs. Monmouth (2/10/18)
3-Pt. Attempts	6 (3x last) vs. Monmouth (2/10/18)
Minutes	35 (3x last) vs. Monmouth (2/10/18)

2017-2018 Game-By-Game Stats

Opponent	Date	gs	min	Total		3-Pointers		Free throws		Rebounds										
				fg-fga	pct	3fg-fga	pct	ft-fa	pct	off	def	tot	avg	pf	a	t/o	blk	stl	pts	avg
ST. FRANCIS BROOKLYN	11/15/17		35	5-9	.556	0-2	.000	6-8	.750	1	2	3	3.0	3	2	2	0	1	16	16.0
HARVARD	11/18/17		30	2-5	.400	0-1	.000	3-6	.500	0	4	4	3.5	3	7	3	0	2	7	11.5
vs UMKC	11/20/17		26	2-6	.333	0-0	.000	6-8	.750	1	2	3	3.3	3	3	7	0	3	10	11.0
vs Missouri State	11/21/17		21	1-2	.500	0-0	.000	2-2	1.000	0	1	1	2.8	1	1	3	0	0	4	9.3
vs Northern Illinois	11/22/17		32	2-5	.400	1-2	.500	0-0	.000	1	2	3	2.8	1	8	3	0	1	5	8.4
at Fordham	11/26/17		17	1-2	.500	1-2	.500	0-0	.000	0	2	2	2.7	2	2	3	0	0	3	7.5
vs Holy Cross	12/01/17		20	2-5	.400	0-3	.000	2-2	1.000	0	0	0	2.3	0	4	1	0	0	6	7.3
vs Towson	12/02/17		23	1-5	.200	1-2	.500	1-2	.500	0	0	0	2.0	2	4	4	0	2	4	6.9
MORGAN STATE	12/09/17	*	26	4-7	.571	3-6	.500	2-2	1.000	1	5	6	2.4	2	3	3	0	1	13	7.6
at Tulsa	12/16/17	*	26	2-8	.250	2-3	.667	2-2	1.000	0	0	0	2.2	3	5	1	0	1	8	7.6
at Hofstra	12/20/17	*	28	4-8	.500	0-2	.000	5-6	.833	0	3	3	2.3	2	0	1	0	1	13	8.1
at Seton Hall	12/23/17	*	20	0-3	.000	0-0	.000	0-0	.000	0	2	2	2.3	4	1	4	0	0	0	7.4
FAIRFIELD	12/30/17	*	26	3-4	.750	1-1	1.000	4-4	1.000	1	2	3	2.3	0	0	3	0	0	11	7.7
at Marist	01/02/18	*	35	4-6	.667	1-2	.500	3-5	.600	1	1	2	2.3	4	5	1	0	1	12	8.0
at Monmouth	01/05/18	*	26	4-7	.571	4-5	.800	2-2	1.000	0	1	1	2.2	3	3	2	0	1	14	8.4
RIDER	01/07/18	*	34	3-8	.375	2-6	.333	8-9	.889	1	4	5	2.4	3	9	2	0	0	16	8.9
at Fairfield	01/11/18	*	33	1-2	.500	0-0	.000	1-2	.500	1	1	2	2.4	1	5	1	0	0	3	8.5
SIENA	01/13/18	*	25	3-4	.750	1-1	1.000	6-7	.857	0	1	1	2.3	2	2	2	0	0	13	8.8
CANISIUS	01/19/18	*	30	2-6	.333	1-4	.250	3-4	.750	1	3	4	2.4	1	5	2	0	0	8	8.7
at Saint Peter's	01/21/18	*	32	4-6	.667	2-2	1.000	10-12	.833	0	0	0	2.3	3	10	7	0	1	20	9.3
at Niagara	01/24/18	*	30	3-8	.375	0-3	.000	0-0	.000	0	1	1	2.2	3	4	5	0	1	6	9.1
vs Iona	01/27/18	*	29	5-15	.333	3-5	.600	5-6	.833	1	1	2	2.2	2	2	1	0	0	18	9.5
MARIST	01/30/18	*	32	2-8	.250	0-2	.000	2-2	1.000	0	1	1	2.1	4	3	1	0	0	6	9.4
at Siena	02/02/18	*	27	2-9	.222	1-4	.250	2-2	1.000	0	1	1	2.1	4	2	1	0	1	7	9.3
at Rider	02/08/18	*	34	3-6	.500	2-5	.400	4-4	1.000	1	0	1	2.0	1	5	2	0	2	12	9.4
MONMOUTH	02/10/18	*	35	4-6	.667	4-6	.667	13-14	.929	0	1	1	2.0	4	5	4	0	1	25	10.0
at Quinnipiac	02/15/18	*	29	2-6	.333	0-1	.000	2-3	.667	1	1	2	2.0	3	3	1	0	2	6	9.9
NIAGARA	02/18/18	*	26	3-8	.375	2-4	.500	5-8	.625	1	3	4	2.1	3	4	1	0	0	13	10.0
Totals		20	787	74-174	.425	32-74	.432	99-122	.811	13	45	58	2.1	67	107	71	0	22	279	10.0
Games played: 28																				
Minutes/game: 28.1																				
Points/game: 10.0																				
FG Pct: 42.5																				
3FG Pct: 43.2																				
FT Pct: 81.1																				
Rebounds/game: 2.1																				
Assists/game: 3.8																				
Turnovers/game: 2.5																				
Assist/turnover ratio: 1.5																				
Steals/game: 0.8																				

Zavier Turner (8/8/94) - 23 - * Career Statistics

			Total		3-Point		F-Throws		Rebounds											Scoring	
Season	gp-gs	min/avg	fg-fga	pct	fg-fga	pct	ft-fa	pct	off	def	tot	avg	pf	fo	ast	to	blk	stl	pts	avg	
2013-14*	30-27	981/32.7	103-270	.381	61-149	.409	95-108	.880	7	44	51	1.7	71	1	110	118	0	25	362	12.1	
2014-15*	27-12	802/29.7	70-195	.359	36-113	.319	60-85	.706	6	46	52	1.9	62	1	88	87	1	20	236	8.7	
2016-17	32-31	914/28.6	133-340	.391	58-144	.403	154-174	.885	19	54	73	2.3	92	3	105	97	1	32	478	14.9	
2017-18	28-20	787/28.1	74-174	.425	32-74	.432	99-122	.811	13	45	58	2.1	67	0	107	71	0	22	279	10.0	
TOTAL	60-51	1701/28.4	207-514	.403	90-218	.413	253-296	.855	32	99	131	2.2	159	3	212	168	1	54	757	12.6	
All*	117-90	3484/29.8	380-979	.388	187-480	.390	408-489	.834	45	189	234	2.0	292	5	410	373	2	99	1355	11.6	



Manhattan Career | Season Game-Highs

Career Highs

Points	35 vs. Rider (1/13/17)
Rebounds	15 vs. Monmouth (2/10/17)
Assists	4 against Towson (12/2/17)
Steals	3 (3x last) at Marist (1/2/18)
Blocks	3 at Monmouth (2/15/16)
FG Made	11 at Morgan State (12/6/16)
FG Attempts	17 vs. Rider (1/13/17)
FT Made	12 (2x last) at Monmouth (1/20/17)
FT Attempts	15 vs. Rider (1/13/17)
3-Pt. Made	4 (4x last) vs. Monmouth (2/10/18)
3-Pt. Attempts	10 vs. Monmouth (2/10/18)
Minutes	41 (2x last) vs. SFBK (11/15/17)

2017-2018 Season Highs

Points	28 vs. Monmouth (2/10/18)
Rebounds	12 (2x last) against Iona (1/27/18)
Assists	4 against Towson (12/2/17)
Steals	3 (2x last) at Marist (1/2/18)
Blocks	2 vs. Monmouth (2/10/18)
FG Made	8 against Iona (1/27/18)
FG Attempts	15 (3x last) at Quinnipiac (2/15/18)
FT Made	10 vs. Monmouth (2/10/18)
FT Attempts	13 vs. Monmouth (2/10/18)
3-Pt. Made	4 (2x last) vs. Monmouth (2/10/18)
3-Pt. Attempts	10 vs. Monmouth (2/10/18)
Minutes	41 vs. SFBK (11/15/17)

2017-2018 Game-By-Game Stats

Opponent	Date	gs	min	fg-fga	pct	3fg-fga	pct	ft-fa	pct	off	def	tot	avg	pf	a	t/o	blk	stl	pts	avg
ST. FRANCIS BROOKLYN	11/15/17	41	3-7	.429	0-1	.000	3-6	.500	2	8	10	10.0	4	2	4	0	2	9	9.0	
HARVARD	11/18/17	21	2-5	.400	0-1	.000	3-4	.750	1	3	4	7.0	3	1	3	0	0	7	8.0	
vs UMKC	11/20/17	27	2-6	.333	0-3	.000	1-1	1.000	1	4	5	6.3	2	3	3	0	0	5	7.0	
vs Missouri State	11/21/17	22	3-11	.273	2-6	.333	0-0	.000	0	1	1	5.0	4	0	1	1	1	8	7.3	
vs Northern Illinois	11/22/17	19	1-6	.167	0-5	.000	0-0	.000	1	2	3	4.6	2	0	2	1	0	2	6.2	
at Fordham	11/26/17	29	4-8	.500	0-2	.000	3-5	.600	4	3	7	5.0	0	1	3	0	0	11	7.0	
vs Holy Cross	12/01/17	*	28	4-9	.444	4-7	.571	2-5	.400	1	3	4	4.9	2	1	1	0	2	14	8.0
vs Towson	12/02/17	*	40	3-5	.600	3-4	.750	0-0	.000	2	8	10	5.5	1	4	4	0	3	9	8.1
MORGAN STATE	12/09/17	*	23	6-9	.667	0-2	.000	0-1	.000	3	5	8	5.8	2	0	4	1	0	12	8.6
at Tulsa	12/16/17	*	21	7-10	.700	1-2	.500	2-5	.400	3	5	8	6.0	5	1	0	0	0	17	9.4
at Hofstra	12/20/17	*	22	2-5	.400	0-1	.000	2-6	.333	1	6	7	6.1	4	0	1	0	0	6	9.1
at Seton Hall	12/23/17	*	35	5-13	.385	1-5	.200	7-7	1.000	2	5	7	6.2	3	2	2	1	0	18	9.8
FAIRFIELD	12/30/17	*	35	4-8	.500	1-2	.500	3-5	.600	1	3	4	6.0	1	1	0	0	0	12	10.0
at Marist	01/02/18	*	39	7-13	.538	1-5	.200	8-10	.800	3	9	12	6.4	1	2	0	1	3	23	10.9
at Monmouth	01/05/18	*	20	3-8	.375	0-2	.000	0-1	.000	1	1	2	6.1	4	1	0	0	0	6	10.6
RIDER	01/07/18	*	27	5-10	.500	1-4	.250	3-4	.750	6	3	9	6.3	3	0	3	0	1	14	10.8
at Fairfield	01/11/18	*	28	4-6	.667	1-2	.500	0-0	.000	3	3	6	6.3	2	1	3	0	0	9	10.7
SIENA	01/13/18	*	17	2-6	.333	0-0	.000	0-0	.000	3	1	4	6.2	2	3	3	0	1	4	10.3
CANISIUS	01/19/18	*	29	1-3	.333	0-0	.000	3-4	.750	3	5	8	6.3	2	2	5	1	0	5	10.1
at Saint Peter's	01/21/18	*	30	3-9	.333	3-4	.750	4-4	1.000	3	5	8	6.4	2	0	6	0	0	13	10.2
at Niagara	01/24/18	*	17	3-7	.429	0-2	.000	2-2	1.000	3	2	5	6.3	3	0	2	0	0	8	10.1
vs Iona	01/27/18	*	38	8-15	.533	1-3	.333	1-2	.500	5	7	12	6.5	2	3	3	0	1	18	10.5
MARIST	01/30/18	*	31	5-7	.714	3-4	.750	4-7	.571	0	8	8	6.6	2	1	1	0	1	17	10.7
at Siena	02/02/18	*	19	3-8	.375	0-2	.000	3-3	1.000	0	2	2	6.4	3	0	2	0	1	9	10.7
at Rider	02/08/18	*	30	5-14	.357	0-2	.000	6-10	.600	3	4	7	6.4	3	1	3	0	0	16	10.9
MONMOUTH	02/10/18	*	35	7-15	.467	4-10	.400	10-13	.769	0	8	8	6.5	1	0	1	2	1	28	11.5
at Quinnipiac	02/15/18	*	38	7-15	.467	3-6	.500	2-2	1.000	2	9	11	6.7	4	1	2	1	0	19	11.8
NIAGARA	02/18/18	*	33	6-13	.462	3-5	.600	1-2	.500	1	8	9	6.8	2	0	1	0	1	16	12.0
Totals		22	794	115-251	.458	32-92	.348	73-109	.670	58	131	189	6.8	69	31	63	9	18	335	12.0
Games played: 28																				
Minutes/game: 28.4																				
Points/game: 12.0																				
FG Pct: 45.8																				
3FG Pct: 34.8																				
FT Pct: 67.0																				
Rebounds/game: 6.8																				
Assists/game: 1.1																				
Turnovers/game: 2.3																				
Assist/turnover ratio: 0.5																				
Steals/game: 0.6																				
Blocks/game: 0.3																				

Zane Waterman (10/12/95) - 22 - * Career Statistics

Season	gp-gs	min/avg	fg-fga	pct	3fg-fga	pct	ft-fa	pct	off	def	tot	avg	pf	fo	ast	to	blk	stl	pts	avg
2014-15	28-0	232/8.3	32-87	.368	18-52	.346	19-29	.655	19	23	42	1.5	59	2	4	15	7	6	101	3.6
2015-16	31-30	729/23.5	119-242	.492	28-85	.329	75-101	.743	60	126	186	6.0	115	9	18	61	11	23	341	11.0
2016-17	32-32	888/27.8	151-313	.482	40-110	.364	121-155	.781	62	161	223	7.0	96	4	20	68	14	24	463	14.5
2017-18	28-22	794/28.4	115-251	.458	32-92	.348	73-109	.670	58	131	189	6.8	69	1	31	63	9	18	335	12.0
TOTAL	119-84	2643/22.2	417-893	.467	118-339	.348	288-394	.731	199	441	640	5.4	339	16	73	207	41	71	1240	10.4



Manhattan Career | Season Game-Highs

Career Highs

Points	29 at Quinnipiac (2/15/18)
Rebounds	11 (3x last) at Siena (2/2/18)
Assists	8 vs. Morgan State (12/9/17)
Steals	4 vs. Fairfield (2/15/15)
Blocks	4 vs. George Mason (11/25/15)
FG Made	10 (3x last) vs. Siena (1/13/18)
FG Attempts	19 (2x last) vs. Siena (1/13/18)
FT Made	11 at Marist (1/2/18)
FT Attempts	11 at Marist (1/2/18)
3-Pt. Made	5 (2x last) at Quinnipiac (2/15/18)
3-Pt. Attempts	10 vs. Rider (1/7/18)
Minutes	40 (2x last) at Fordham (11/28/15)

2017-2018 Season Highs

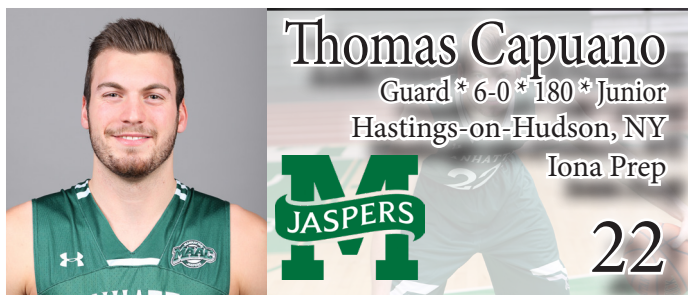
Points	29 at Quinnipiac (2/15/18)
Rebounds	11 at Siena (2/2/18)
Assists	8 vs. Morgan State (12/9/17)
Steals	3 vs. Rider (1/7/18)
Blocks	2 vs. Canisius (1/19/18)
FG Made	10 vs. Siena (1/13/18)
FG Attempts	19 vs. Siena (1/13/18)
FT Made	11 at Marist (1/2/18)
FT Attempts	11 at Marist (1/2/18)
3-Pt. Made	5 (2x last) at Quinnipiac (2/15/18)
3-Pt. Attempts	10 vs. Rider (1/7/18)
Minutes	38 at Marist (1/2/18)

2017-2018 Game-By-Game Stats

Opponent	Date	gs	min	Total		3-Pointers		Free throws		Rebounds											
				fg-fga	pct	3fg-fga	pct	ft-fga	pct	off	def	tot	avg	pf	a	t/o	blk	stl	pts	avg	
ST. FRANCIS BROOKLYN	11/15/17	*	34	9-15	.600	1-2	.500	2-3	.667	1	5	6	6.0	3	0	4	0	0	21	21.0	
HARVARD	11/18/17	*	32	7-13	.538	5-6	.833	1-2	.500	0	4	4	5.0	4	1	3	0	1	20	20.5	
vs UMKC	11/20/17	*	31	5-10	.500	0-4	.000	0-0	.000	2	4	6	5.3	4	0	2	0	0	10	17.0	
vs Missouri State	11/21/17	*	32	5-11	.455	1-3	.333	4-4	1.000	0	7	7	5.8	4	3	1	0	1	15	16.5	
vs Northern Illinois	11/22/17	*	35	9-15	.600	4-6	.667	2-2	1.000	0	3	3	5.2	1	3	0	0	0	24	18.0	
at Fordham	11/26/17	*	32	4-8	.500	3-4	.750	1-2	.500	1	1	2	4.7	1	5	4	0	1	12	17.0	
MORGAN STATE	12/09/17	*	28	7-13	.538	1-4	.250	1-3	.333	0	4	4	4.6	2	8	1	0	1	16	16.9	
at Tulsa	12/16/17	*	27	1-8	.125	0-4	.000	2-4	.500	1	1	2	4.3	3	2	4	0	1	4	15.3	
at Hofstra	12/20/17	*	37	4-11	.364	0-2	.000	0-0	.000	0	4	4	4.2	1	3	2	0	0	8	14.4	
at Seton Hall	12/23/17	*	17	2-6	.333	1-1	1.000	0-0	.000	0	0	0	3.8	2	1	1	0	0	5	13.5	
FAIRFIELD	12/30/17	*	35	3-8	.375	0-2	.000	2-2	1.000	1	1	2	3.6	3	5	5	0	2	8	13.0	
at Marist	01/02/18	*	38	4-15	.267	1-3	.333	11-11	1.000	2	4	6	3.8	2	4	7	0	0	20	13.6	
at Monmouth	01/05/18	*	34	7-10	.700	4-7	.571	2-2	1.000	1	6	7	4.1	1	1	7	1	2	20	14.1	
RIDER	01/07/18	*	32	5-16	.313	4-10	.400	0-0	.000	1	2	3	4.0	1	2	2	0	3	14	14.1	
at Fairfield	01/11/18	*	33	3-11	.273	1-3	.333	3-4	.750	0	5	5	4.1	2	3	4	0	1	10	13.8	
SIENA	01/13/18	*	33	10-19	.526	1-5	.200	0-0	.000	1	4	5	4.1	0	5	0	0	2	21	14.3	
CANISIUS	01/19/18	*	33	5-12	.417	2-6	.333	0-0	.000	0	7	7	4.3	5	4	3	2	0	12	14.1	
at Saint Peter's	01/21/18	*	28	5-9	.556	4-6	.667	0-0	.000	0	3	3	4.2	3	2	1	0	0	14	14.1	
at Niagara	01/24/18	*	30	1-8	.125	0-2	.000	0-0	.000	2	1	3	4.2	2	4	1	0	0	2	13.5	
MARIST	01/30/18	*	33	7-11	.636	4-5	.800	1-2	.500	0	6	6	4.3	1	1	3	1	2	19	13.8	
at Siena	02/02/18	*	36	3-17	.176	1-5	.200	3-5	.600	3	8	11	4.6	1	1	2	0	0	10	13.6	
at Rider	02/08/18	*	27	6-10	.600	3-6	.500	0-0	.000	0	4	4	4.5	4	2	5	0	0	15	13.6	
MONMOUTH	02/10/18	*	28	3-6	.500	2-4	.500	3-4	.750	1	2	3	4.5	1	4	5	0	0	11	13.5	
at Quinnipiac	02/15/18	*	37	8-16	.500	5-8	.625	8-9	.889	1	2	3	4.4	0	2	5	0	1	29	14.2	
NIAGARA	02/18/18	*	31	9-16	.563	2-5	.400	1-2	.500	2	6	8	4.6	2	4	3	0	0	21	14.4	
Totals			25	793	132-294	.449	50-113	.442	47-61	.770	20	94	114	4.6	53	70	75	4	18	361	14.4
Games played: 25									Rebounds/game: 4.6												
Minutes/game: 31.7									Assists/game: 2.8												
Points/game: 14.4									Turnovers/game: 3.0												
FG Pct: 44.9									Assist/turnover ratio: 0.9												
3FG Pct: 44.2									Steals/game: 0.7												
FT Pct: 77.0									Blocks/game: 0.2												

Rich Williams (9/22/94) - 23 - * Career Statistics

			Total		3-Point		F-Throws		Rebounds											Scoring	
Season	gp-gs	min/avg	fg-fga	pct	fg-fga	pct	ft-fa	pct	off	def	tot	avg	pf	fo	ast	to	blk	stl	pts	avg	
2013-14	31-7	370/11.9	51-98	.520	12-31	.387	22-34	.647	26	42	68	2.2	56	0	14	37	6	10	136	4.4	
2014-15	33-12	536/16.2	67-183	.366	34-107	.318	15-23	.652	18	31	49	1.5	70	3	28	34	1	28	183	5.5	
2015-16	31-7	879/28.4	166-367	.452	38-105	.362	90-113	.796	45	140	185	6.0	82	2	41	74	15	33	460	14.8	
2017-18	25-25	793/31.7	132-294	.449	50-113	.442	47-61	.770	20	94	114	4.6	53	1	70	75	4	18	361	14.4	
TOTAL	120-51	2578/21.5	416-942	.442	134-356	.376	174-231	.753	109	307	416	3.5	261	6	153	220	26	89	1140	9.5	



Manhattan Career | Season Game-Highs

Career Highs

Points	18 at Morgan State (12/6/16)
Rebounds	6 (3x last) vs. Niagara (1/10/17)
Assists	5 (4x last) at Quinnipiac (2/15/18)
Steals	6 against Rider (3/2/17)
Blocks	1 (2x last) vs. Morgan State (12/9/17)
FG Made	7 at Morgan State (12/6/16)
FG Attempts	13 vs. George Mason (11/25/15)
FT Made	3 (3x last) against Rider (3/2/17)
FT Attempts	4 (5x last) against Rider (3/2/17)
3-Pt. Made	5 vs. Rider (1/7/18)
3-Pt. Attempts	7 at Morgan State (12/6/16)
Minutes	44 at Morgan State (12/6/16)

2017-2018 Season Highs

Points	17 vs. Rider (1/7/18)
Rebounds	5 at Niagara (1/24/18)
Assists	5 at Quinnipiac (2/15/18)
Steals	2 (3x last) vs. Niagara (2/18/18)
Blocks	1 vs. Morgan State (12/9/17)
FG Made	6 vs. Rider (1/7/18)
FG Attempts	8 (2x last) vs. Niagara (2/18/18)
FT Made	2 vs. Morgan State (12/9/17)
FT Attempts	3 (2x last) vs. Fairfield (12/30/17)
3-Pt. Made	5 vs. Rider (1/7/18)
3-Pt. Attempts	6 vs. Rider (1/7/18)
Minutes	36 vs. Niagara (2/18/18)

2017-2018 Game-By-Game Stats

Opponent	Date	gs	min	Total		3-Pointers		Free throws		Rebounds											
				fg-fga	pct	3fg-fga	pct	ft-fga	pct	off	def	tot	avg	pf	a	t/o	blk	stl	pts	avg	
ST. FRANCIS BROOKLYN	11/15/17	*	24	3-3	1.000	0-0	.000	1-3	.333	0	1	1	1.0	5	1	0	0	1	7	7.0	
HARVARD	11/18/17	*	14	1-2	.500	0-0	.000	0-0	.000	0	0	0	0.5	1	0	2	0	0	2	4.5	
vs UMKC	11/20/17	*	17	2-4	.500	0-1	.000	0-0	.000	1	0	1	0.7	5	0	0	0	0	4	4.3	
vs Missouri State	11/21/17		18	2-5	.400	1-2	.500	0-0	.000	1	2	3	1.3	1	2	0	0	0	5	4.5	
vs Northern Illinois	11/22/17		26	2-5	.400	2-5	.400	0-1	.000	0	1	1	1.2	1	1	1	0	1	6	4.8	
at Fordham	11/26/17	*	34	5-7	.714	1-2	.500	0-1	.000	0	2	2	1.3	1	1	3	0	2	11	5.8	
vs Holy Cross	12/01/17	*	21	1-3	.333	0-1	.000	0-0	.000	0	1	1	1.3	0	1	0	0	1	2	5.3	
vs Towson	12/02/17	*	17	1-4	.250	0-2	.000	0-0	.000	0	0	0	1.1	2	0	2	0	1	2	4.9	
MORGAN STATE	12/09/17		17	0-0	.000	0-0	.000	2-2	1.000	0	0	0	1.0	0	2	1	1	1	2	4.6	
at Tulsa	12/16/17		24	3-5	.600	2-2	1.000	0-0	.000	1	1	2	1.1	1	1	1	0	0	8	4.9	
at Hofstra	12/20/17		15	2-2	1.000	0-0	.000	0-0	.000	0	1	1	1.1	4	0	1	0	0	4	4.8	
at Seton Hall	12/23/17		25	2-3	.667	1-1	1.000	0-0	.000	0	0	0	1.0	1	1	1	0	1	5	4.8	
FAIRFIELD	12/30/17		24	1-3	.333	1-2	.500	1-3	.333	0	0	0	0.9	1	4	0	0	0	4	4.8	
at Marist	01/02/18	*	10	0-2	.000	0-1	.000	1-2	.500	1	1	2	1.0	2	1	1	0	0	1	4.5	
at Monmouth	01/05/18	*	17	0-3	.000	0-1	.000	0-0	.000	1	2	3	1.1	1	1	1	0	0	0	4.2	
RIDER	01/07/18	*	23	6-8	.750	5-6	.833	0-0	.000	0	3	3	1.3	2	0	1	0	0	17	5.0	
at Fairfield	01/11/18	*	15	3-3	1.000	2-2	1.000	0-0	.000	0	0	0	1.2	1	0	1	0	1	8	5.2	
SIENA	01/13/18	*	18	1-1	1.000	1-1	1.000	0-0	.000	0	2	2	1.2	1	1	1	0	0	3	5.1	
CANISIUS	01/19/18	*	24	1-3	.333	1-2	.500	0-0	.000	1	0	1	1.2	1	1	0	0	0	3	4.9	
at Saint Peter's	01/21/18	*	23	1-2	.500	0-1	.000	0-0	.000	1	1	2	1.3	2	1	1	0	0	2	4.8	
at Niagara	01/24/18	*	17	0-2	.000	0-1	.000	0-0	.000	0	5	5	1.4	1	0	0	0	1	0	4.6	
vs Iona	01/27/18	*	17	0-5	.000	0-1	.000	0-0	.000	0	4	4	1.5	4	1	0	0	0	0	4.4	
MARIST	01/30/18	*	19	1-3	.333	1-2	.500	0-0	.000	0	1	1	1.5	1	0	1	0	0	3	4.3	
at Siena	02/02/18	*	25	0-2	.000	0-2	.000	0-0	.000	1	2	3	1.6	1	1	1	0	1	0	4.1	
at Rider	02/08/18	*	16	3-6	.500	2-3	.667	0-0	.000	1	1	2	1.6	2	2	1	0	1	8	4.3	
MONMOUTH	02/10/18	*	29	3-5	.600	2-4	.500	1-2	.500	0	4	4	1.7	5	0	2	0	2	9	4.5	
at Quinnipiac	02/15/18	*	26	2-3	.667	1-1	1.000	0-0	.000	0	4	4	1.8	4	5	2	0	0	5	4.5	
NIAGARA	02/18/18	*	36	4-8	.500	1-2	.500	0-0	.000	0	2	2	1.8	1	3	0	0	2	9	4.6	
Totals			21	591	50-102	.490	24-48	.500	6-14	.429	9	41	50	1.8	52	31	25	1	16	130	4.6
Games played: 28								Rebounds/game: 1.8													
Minutes/game: 21.1								Assists/game: 1.1													
Points/game: 4.6								Turnovers/game: 0.9													
FG Pct: 49.0								Assist/turnover ratio: 1.2													
3FG Pct: 50.0								Steals/game: 0.6													
FT Pct: 42.9								Blocks/game: 0.0													

Thomas Capuano (6/28/96) - 21 - * Career Statistics

Season	gp-gs	min/avg	Total fg-fga	pct	3-Point fg-fga	pct	F-Throws ft-fa	pct	Rebounds off	def	tot	avg	pf	fo	ast	to	blk	stl	Scoring pts	avg
2015-16	31-9	824/26.6	59-149	.396	29-79	.367	11-20	.550	11	41	52	1.7	64	2	58	33	0	43	158	5.1
2016-17	32-24	872/27.3	70-176	.398	32-97	.330	25-34	.735	9	74	83	2.6	77	4	52	38	1	36	197	6.2
2017-18	28-21	591/21.1	50-102	.490	24-48	.500	6-14	.429	9	41	50	1.8	52	3	31	25	1	16	130	4.6
TOTAL	91-54	2287/25.1	179-427	.419	85-224	.379	42-68	.618	29	156	185	2.0	193	9	141	96	2	95	485	5.3



Ibrahima Diallo

Forward * 6-10 * 245 * GS

Dakar, Senegal

Rutgers

30



Manhattan Career | Season Game-Highs

Career Highs

Points	9 vs. Rutgers-Newark (11/14/15)
Rebounds	7 vs. Seton Hall (12/5/15)
Assists	1 (4x last) at Seton Hall (12/23/16)
Steals	3 vs. Molloy (11/11/16)
Blocks	3 (2x last) at Seton Hall (12/23/16)
FG Made	4 vs. Rutgers-Newark (11/14/15)
FG Attempts	8 vs. CCSU (12/8/15)
FT Made	2 (3x last) at Marist (1/2/18)
FT Attempts	3 (4x last) at Northwestern (2/27/16)
3-Pt. Made	N/A
3-Pt. Attempts	N/A
Minutes	26 vs. CCSU (12/8/15)

2017-2018 Season Highs

Points	4 at Marist (1/2/18)
Rebounds	4 at Marist (1/2/18)
Assists	N/A
Steals	N/A
Blocks	N/A
FG Made	1 at Marist (1/2/18)
FG Attempts	2 at Marist (1/2/18)
FT Made	2 at Marist (1/2/18)
FT Attempts	2 at Marist (1/2/18)
3-Pt. Made	N/A
3-Pt. Attempts	N/A
Minutes	5 (2x last) at Monmouth (1/5/18)

2017-2018 Game-By-Game Stats

Opponent	Date	gs	min	Total		3-Pointers		Free throws		Rebounds				pf	a	t/o	blk	stl	pts	avg
				fg-fga	pct	3fg-fga	pct	ft-fa	pct	off	def	tot	avg							
at Marist	01/02/18	5	1-2	.500	0-0	.000	0-0	2-2	1.000	1	1	2	2.0	1	0	1	0	0	4	4.0
at Monmouth	01/05/18	5	0-1	.000	0-0	.000	0-0	0-1	.000	1	3	4	3.0	2	0	2	0	0	0	2.0
RIDER	01/07/18	1	0-1	.000	0-0	.000	0-0	0-0	.000	1	0	1	2.3	1	0	0	0	0	0	1.3
SIENA	01/13/18	1	0-0	.000	0-0	.000	0-0	0-0	.000	0	0	0	1.8	0	0	0	0	0	0	1.0
at Siena	02/02/18	1	0-0	.000	0-0	.000	0-0	0-0	.000	0	0	0	1.4	0	0	0	0	0	0	0.8
at Rider	02/08/18	2	0-0	.000	0-0	.000	0-0	0-0	.000	0	1	1	1.3	0	0	0	0	0	0	0.7
NIAGARA	02/18/18	1	0-0	.000	0-0	.000	0-0	0-0	.000	0	1	1	1.3	1	0	0	0	0	0	0.6
Totals		0	16	1-4	.250	0-0	.000	2-3	.667	3	6	9	1.3	5	0	3	0	0	4	0.6

Games played: 7
Minutes/game: 2.3
Points/game: 0.6
FG Pct: 25.0
FT Pct: 66.7

Rebounds/game: 1.3
Turnovers/game: 0.4

Ibrahima Diallo (10/10/95) - 22 - * Career Statistics

Season	gp-gs	min/avg	Total		3-Point		F-Throws		Rebounds				pf	fo	ast	to	blk	stl	Scoring	
			fg-fga	pct	fg-fga	pct	ft-fa	pct	off	def	tot	avg							pts	avg
2015-16*	14-0	219/15.6	21-46	.457	0-0	.000	9-20	.450	16	31	47	3.4	41	3	3	12	7	2	51	3.6
2016-17*	18-0	150/8.3	6-26	.231	0-0	.000	3-8	.375	13	19	32	1.8	30	2	5	9	11	5	15	0.8
2017-18	7-0	16/2.3	1-4	.250	0-0	.000	2-3	.667	3	6	9	1.3	5	0	0	3	0	0	4	0.6
TOTAL	7-0	16/2.3	1-4	.250	0-0	.000	2-3	.667	3	6	9	1.3	5	0	0	3	0	0	4	0.6
All*	39-0	385/9.9	28-76	.368	0-0	.000	14-31	.452	32	56	88	2.3	76	5	8	24	18	7	70	1.8



Manhattan Career Game-Highs

Career Highs

Points	12 (2x last) vs. Niagara (1/10/17)
Rebounds	11 at Quinnipiac (1/7/17)
Assists	2 (2x last) at Quinnipiac (1/7/17)
Steals	2 (3x last) at Marist (1/2/17)
Blocks	2 vs. Iona (1/17/17)
FG Made	5 (2x last) vs. Niagara (1/10/17)
FG Attempts	15 at Quinnipiac (1/7/17)
FT Made	5 vs. Siena (1/22/17)
FT Attempts	7 at Quinnipiac (1/7/17)
3-Pt. Made	1 at West Virginia (11/28/16)
3-Pt. Attempts	2 (2x last) vs. Fairfield (1/5/17)
Minutes	28 (2x last) vs. Iona (1/17/17)

2016-2017 Game-By-Game Stats

Opponent	Date	gs	min	Total		3-Pointers		Free throws		Rebounds				pf	a	t/o	blk	stl	pts	avg
				fg-fga	pct	3fg-fga	pct	ft-fa	pct	off	def	tot	avg							
at Bucknell	11/11/16	9	0-1	.000	0-1	.000	0-0	.000	1	1	2	2.0	1	0	2	0	0	0	0	0.0
WINTHROP	11/16/16	7	1-2	.500	0-0	.000	0-6	.000	3	0	3	2.5	1	0	1	1	0	2	1.0	
HOFSTRA	11/18/16	15	0-0	.000	0-0	.000	2-2	1.000	0	3	3	2.7	2	2	0	0	0	2	1.3	
at Temple	11/20/16	13	0-1	.000	0-1	.000	0-0	.000	1	1	2	2.5	1	0	2	0	0	0	1.0	
at Detroit Mercy	11/26/16	11	0-2	.000	0-0	.000	1-2	.500	1	0	1	2.2	3	0	1	0	0	1	1.0	
at West Virginia	11/28/16	22	4-10	.400	1-1	1.000	0-4	.000	3	4	7	3.0	2	0	2	1	0	9	2.3	
CANISIUS	12/02/16 *	12	2-5	.400	0-2	.000	0-0	.000	0	1	1	2.7	2	0	2	0	0	4	2.6	
at Saint Peter's	12/04/16	1	0-0	.000	0-0	.000	0-2	.000	0	0	0	2.4	0	0	0	0	1	0	2.3	
at Morgan State	12/06/16	3	0-1	.000	0-0	.000	0-0	.000	0	0	0	2.1	0	1	0	0	0	0	2.0	
FORDHAM	12/10/16 *	16	1-3	.333	0-0	.000	2-2	1.000	1	3	4	2.3	2	1	4	1	1	4	2.2	
vs Florida State	12/17/16 *	9	0-3	.000	0-0	.000	0-0	.000	1	0	1	2.2	4	0	0	0	1	0	2.0	
at St. Francis Brooklyn	12/20/16 *	16	0-4	.000	0-1	.000	0-0	.000	0	4	4	2.3	1	0	1	1	2	0	1.8	
EASTERN KENTUCKY	12/22/16 *	12	1-2	.500	0-0	.000	0-0	.000	0	2	2	2.3	0	0	1	1	2	2	1.8	
at Marist	01/02/17 *	14	1-3	.333	0-0	.000	0-0	.000	1	3	4	2.4	0	0	0	0	0	2	1.9	
FAIRFIELD	01/05/17 *	14	2-6	.333	0-2	.000	3-5	.600	3	2	5	2.6	0	1	1	0	0	7	2.2	
at Quinnipiac	01/07/17 *	27	5-15	.333	0-0	.000	2-7	.286	8	3	11	3.1	2	2	2	0	1	12	2.8	
NIAGARA	01/10/17 *	25	5-6	.833	0-0	.000	2-3	.667	2	7	9	3.5	2	1	3	0	1	12	3.4	
RIDER	01/13/17 *	28	2-5	.400	0-0	.000	0-2	.000	2	5	7	3.7	4	0	0	0	0	4	3.4	
IONA	01/17/17 *	28	3-6	.500	0-0	.000	2-2	1.000	2	7	9	3.9	3	1	2	2	1	8	3.6	
at Monmouth	01/20/17 *	15	1-2	.500	0-0	.000	1-3	.333	0	3	3	3.9	3	0	2	0	0	3	3.6	
SIENA	01/22/17 *	23	3-6	.500	0-0	.000	5-6	.833	2	1	3	3.9	3	0	1	1	0	11	4.0	
at Niagara	01/26/17	10	0-2	.000	0-0	.000	0-0	.000	0	1	1	3.7	1	0	0	0	0	0	3.8	
at Fairfield	01/31/17	14	2-2	1.000	0-0	.000	1-1	1.000	0	4	4	3.7	3	0	1	1	1	5	3.8	
MARIST	02/04/17	11	1-3	.333	0-0	.000	0-0	.000	0	3	3	3.7	1	0	2	0	0	2	3.8	
MONMOUTH	02/10/17	5	0-2	.000	0-0	.000	0-0	.000	3	1	4	3.7	1	0	1	0	0	0	3.6	
SAINT PETER'S	02/12/17	10	0-2	.000	0-0	.000	2-2	1.000	1	1	2	3.7	1	0	0	0	0	2	3.5	
QUINNIPAC	02/19/17	4	0-0	.000	0-0	.000	0-0	.000	0	1	1	3.6	1	1	1	0	0	0	3.4	
at Rider	02/22/17	0	0-0	.000	0-0	.000	0-0	.000	0	0	0	3.4	0	0	0	0	0	0	3.3	
at Iona	02/24/17	16	1-1	1.000	0-0	.000	1-2	.500	0	1	1	3.3	0	0	1	0	0	3	3.3	
vs Rider	03/02/17 *	15	0-4	.000	0-0	.000	0-0	.000	0	0	0	3.2	1	0	1	1	1	0	3.2	
Totals		14	405	35-99	.354	1-8	.125	24-51	.471	35	62	97	3.2	45	10	34	10	14	95	3.2

Samson Usilo (11/24/95) - 22 - * Career Statistics

			Total		3-Point		F-Throws		Rebounds											Scoring	
Season	gp-gs	min/avg	fg-fga	pct	fg-fga	pct	ft-flt	pct	off	def	tot	avg	pf	fo	ast	to	blk	stl	pts	avg	
2016-17	30-14	405/13.5	35-99	.354	1-8	.125	24-51	.471	35	62	97	3.2	45	0	10	34	10	14	95	3.2	
TOTAL	30-14	405/13.5	35-99	.354	1-8	.125	24-51	.471	35	62	97	3.2	45	0	10	34	10	14	95	3.2	



Manhattan Career Game-Highs

Career Highs

Points	19 at Marist (1/2/18)
Rebounds	13 (2x last) vs. Monmouth (2/10/18)
Assists	2 (2x last) at No. 22 Seton Hall (12/23/17)
Steals	2 at Siena (2/2/18)
Blocks	6 (2x last) vs. Canisius (1/19/18)
FG Made	8 (2x last) at Marist (1/2/18)
FG Attempts	15 at Fairfield (1/11/18)
FT Made	8 at Niagara (1/24/18)
FT Attempts	10 (2x last) at Niagara (1/24/18)
3-Pt. Made	N/A
3-Pt. Attempts	N/A
Minutes	34 at Siena (2/2/18)

2017-2018 Game-By-Game Stats

Opponent	Date	gs	min	Total		3-Pointers		Free throws		Rebounds											
				fg-fga	pct	3fg-fga	pct	ft-fita	pct	off	def	tot	avg	pf	a	t/o	blk	stl	pts	avg	
ST. FRANCIS BROOKLYN	11/15/17	*	16	0-2	.000	0-0	.000	5-6	.833	1	4	5	5.0	3	1	1	2	0	5	5.0	
HARVARD	11/18/17	*	17	3-6	.500	0-0	.000	1-1	1.000	1	5	6	5.5	2	0	4	1	1	7	6.0	
vs UMKC	11/20/17	*	22	2-5	.400	0-0	.000	2-4	.500	3	3	6	5.7	4	0	0	3	0	6	6.0	
vs Missouri State	11/21/17	*	21	4-7	.571	0-0	.000	0-2	.000	2	1	3	5.0	4	0	0	5	0	8	6.5	
vs Northern Illinois	11/22/17	*	30	6-6	1.000	0-0	.000	5-10	.500	3	5	8	5.6	4	2	3	4	0	17	8.6	
at Fordham	11/26/17	*	19	3-4	.750	0-0	.000	1-4	.250	2	2	4	5.3	3	0	3	5	0	7	8.3	
vs Holy Cross	12/01/17	*	32	3-6	.500	0-0	.000	5-6	.833	4	3	7	5.6	0	1	2	1	0	11	8.7	
vs Towson	12/02/17	*	30	1-5	.200	0-0	.000	0-0	.000	2	2	4	5.4	4	1	2	2	1	2	7.9	
MORGAN STATE	12/09/17	*	17	3-4	.750	0-0	.000	1-2	.500	1	2	3	5.1	4	0	0	2	0	7	7.8	
at Tulsa	12/16/17	*	27	8-10	.800	0-0	.000	0-0	.000	4	5	9	5.5	5	0	2	2	0	16	8.6	
at Hofstra	12/20/17	*	15	1-3	.333	0-0	.000	4-7	.571	4	5	9	5.8	4	0	1	6	0	6	8.4	
at Seton Hall	12/23/17	*	12	3-4	.750	0-0	.000	0-0	.000	3	5	8	6.0	5	2	1	1	1	6	8.2	
FAIRFIELD	12/30/17	*	24	6-8	.750	0-0	.000	4-7	.571	5	5	10	6.3	4	0	2	0	0	16	8.8	
at Marist	01/02/18	*	30	8-12	.667	0-0	.000	3-5	.600	4	3	7	6.4	4	0	0	1	0	19	9.5	
at Monmouth	01/05/18	*	14	1-2	.500	0-0	.000	0-0	.000	1	1	2	6.1	4	0	0	0	0	2	9.0	
RIDER	01/07/18	*	10	0-2	.000	0-0	.000	0-0	.000	0	2	2	5.8	4	0	1	1	0	0	8.4	
at Fairfield	01/11/18	*	30	7-15	.467	0-0	.000	0-2	.000	4	3	7	5.9	1	0	2	3	0	14	8.8	
SIENA	01/13/18	*	25	5-6	.833	0-0	.000	2-6	.333	3	2	5	5.8	3	0	2	3	0	12	8.9	
CANISIUS	01/19/18	*	31	7-8	.875	0-0	.000	3-4	.750	0	5	5	5.8	2	0	4	6	1	17	9.4	
at Saint Peter's	01/21/18	*	23	2-6	.333	0-0	.000	6-6	1.000	1	5	6	5.8	5	1	2	2	1	10	9.4	
at Niagara	01/24/18	*	31	5-11	.455	0-0	.000	8-10	.800	4	5	9	6.0	3	0	2	4	0	18	9.8	
vs Iona	01/27/18	*	27	2-4	.500	0-0	.000	0-3	.000	5	4	9	6.1	3	0	2	1	0	4	9.5	
MARIST	01/30/18	*	31	2-3	.667	0-0	.000	3-5	.600	3	4	7	6.1	1	0	2	1	0	7	9.4	
at Siena	02/02/18	*	34	4-10	.400	0-0	.000	5-9	.556	8	5	13	6.4	3	0	1	3	2	13	9.6	
at Rider	02/08/18	*	16	3-5	.600	0-0	.000	2-3	.667	1	2	3	6.3	5	0	2	4	1	8	9.5	
MONMOUTH	02/10/18	*	30	4-8	.500	0-0	.000	2-4	.500	5	8	13	6.5	4	0	0	5	0	10	9.5	
at Quinnipiac	02/15/18	*	15	1-4	.250	0-0	.000	5-6	.833	4	3	7	6.6	4	0	0	1	0	7	9.4	
NIAGARA	02/18/18	*	26	5-9	.556	0-0	.000	3-6	.500	3	6	9	6.6	3	0	0	4	0	13	9.6	
Totals			28	655	99-175	.566	0-0	.000	70-118	.593	81	105	186	6.6	95	8	41	73	8	268	9.6
Games played: 28								Rebounds/game: 6.6													
Minutes/game: 23.4								Assists/game: 0.3													
Points/game: 9.6								Turnovers/game: 1.5													
FG Pct: 56.6								Assist/turnover ratio: 0.2													
FT Pct: 59.3								Steals/game: 0.3													
								Blocks/game: 2.6													

Pauly Paulicap (5/9/97) - 20 - * Career Statistics

Season	gp-gs	min/avg	Total fg-fga	pct	3-Point fg-fga	pct	F-Throws ft-fa	pct	Rebounds off	def	tot	avg	pf	fo	ast	to	blk	stl	Scoring pts	avg
2017-18	28-28	655/23.4	99-175	.566	0-0	.000	70-118	.593	81	105	186	6.6	95	4	8	41	73	8	268	9.6
TOTAL	28-28	655/23.4	99-175	.566	0-0	.000	70-118	.593	81	105	186	6.6	95	4	8	41	73	8	268	9.6



Ebube Ebube

Forward * 6-7 * 220 * Freshman

San Juan, Puerto Rico

Lawrenceville (NJ)



24

Manhattan Career Game-Highs

Career Highs


Points	7 against Holy Cross (12/1/17)
Rebounds	6 (2x last) vs. Morgan State (12/9/17)
Assists	2 (3x last) at Niagara (1/24/18)
Steals	2 at Monmouth (1/5/18)
Blocks	2 at Rider (2/8/18)
FG Made	3 against Holy Cross (12/1/17)
FG Attempts	4 against Holy Cross (12/1/17)
FT Made	1 (3x last) at Rider (2/8/18)
FT Attempts	4 vs. Morgan State (12/9/17)
3-Pt. Made	N/A
3-Pt. Attempts	2 against Missouri State (11/21/17)
Minutes	17 against Holy Cross (12/1/17)

2017-2018 Game-By-Game Stats

Opponent	Date	gs	min	Total fg-fga	pct	3-Pointers 3fg-fga	pct	Free throws ft-fla	pct	Rebounds off	def	tot	avg	pf	a	t/o	blk	stl	pts	avg
ST. FRANCIS BROOKLYN	11/15/17	8		0-2	.000	0-0	.000	0-0	.000	1	0	1	1.0	3	2	0	0	0	0	0.0
HARVARD	11/18/17	5		0-0	.000	0-0	.000	0-0	.000	0	0	0	0.5	0	0	1	0	0	0	0.0
vs Missouri State	11/21/17	4		0-2	.000	0-2	.000	0-0	.000	0	0	0	0.3	1	0	0	0	0	0	0.0
vs Holy Cross	12/01/17	17		3-4	.750	0-0	.000	1-3	.333	6	0	6	1.8	3	1	2	1	1	7	1.8
vs Towson	12/02/17	7		1-2	.500	0-0	.000	0-0	.000	0	2	2	1.8	1	1	0	0	0	2	1.8
MORGAN STATE	12/09/17	14		1-1	1.000	0-0	.000	1-4	.250	3	3	6	2.5	2	0	3	1	1	3	2.0
at Hofstra	12/20/17	7		0-0	.000	0-0	.000	0-0	.000	0	2	2	2.4	2	0	0	0	1	0	1.7
at Seton Hall	12/23/17	7		0-1	.000	0-0	.000	0-0	.000	1	0	1	2.3	1	0	0	0	1	0	1.5
at Marist	01/02/18	3		0-0	.000	0-0	.000	0-0	.000	1	0	1	2.1	1	0	0	0	0	0	1.3
at Monmouth	01/05/18	11		0-2	.000	0-0	.000	0-0	.000	0	0	0	1.9	0	0	0	0	2	0	1.2
RIDER	01/07/18	9		0-0	.000	0-0	.000	0-0	.000	2	0	2	1.9	2	2	0	0	0	0	1.1
SIENA	01/13/18	7		0-0	.000	0-0	.000	0-0	.000	0	0	0	1.8	3	0	0	0	0	0	1.0
CANISIUS	01/19/18	1		0-1	.000	0-0	.000	0-0	.000	0	0	0	1.6	0	0	0	0	0	0	0.9
at Saint Peter's	01/21/18	6		0-0	.000	0-0	.000	0-0	.000	0	1	1	1.6	1	0	0	0	1	0	0.9
at Niagara	01/24/18	7		0-0	.000	0-0	.000	0-0	.000	2	0	2	1.6	1	2	1	0	0	0	0.8
vs Iona	01/27/18	6		0-0	.000	0-0	.000	0-0	.000	1	0	1	1.6	0	1	0	1	0	0	0.8
MARIST	01/30/18	10		0-1	.000	0-1	.000	0-0	.000	0	1	1	1.5	3	0	0	0	0	0	0.7
at Siena	02/02/18	14		0-0	.000	0-0	.000	0-0	.000	0	2	2	1.6	0	0	0	0	1	0	0.7
at Rider	02/08/18	12		0-0	.000	0-0	.000	1-2	.500	0	2	2	1.6	2	0	0	2	1	1	0.7
MONMOUTH	02/10/18	9		0-0	.000	0-0	.000	0-0	.000	0	0	0	1.5	3	0	0	0	1	0	0.7
at Quinnipiac	02/15/18	2		0-1	.000	0-1	.000	0-0	.000	0	0	0	1.4	1	0	0	0	0	0	0.6
NIAGARA	02/18/18	1		0-1	.000	0-0	.000	0-0	.000	1	0	1	1.4	2	0	0	0	0	0	0.6
Totals		0	167	5-18	.278	0-4	.000	3-9	.333	18	13	31	1.4	32	9	7	5	10	13	0.6
Games played: 22																				
Minutes/game: 7.6																				
Points/game: 0.6																				
FG Pct: 27.8																				
3FG Pct: 0.0																				
FT Pct: 33.3																				
Rebounds/game: 1.4																				
Assists/game: 0.4																				
Turnovers/game: 0.3																				
Assist/turnover ratio: 1.3																				
Steals/game: 0.5																				
Blocks/game: 0.2																				

Ebube Ebube (12/11/97) - 20 - * Career Statistics

Season	gp-gs	min/avg	Total fg-fga	pct	3-Point fg-fga	pct	F-Throws ft-fla	pct	Rebounds off	def	tot	avg	pf	fo	ast	to	blk	stl	Scoring pts	avg
2017-18	22-0	167/7.6	5-18	.278	0-4	.000	3-9	.333	18	13	31	1.4	32	0	9	7	5	10	13	0.6
TOTAL	22-0	167/7.6	5-18	.278	0-4	.000	3-9	.333	18	13	31	1.4	32	0	9	7	5	10	13	0.6



Points	6 against Holy Cross (12/1/17)
Rebounds	3 (2x last) at Niagara (1/24/18)
Assists	5 (2x last) at Rider (2/8/18)
Steals	3 (2x last) vs. Niagara (2/18/18)
Blocks	N/A
FG Made	2 (3x last) vs. Canisius (1/19/18)
FG Attempts	5 at No. 22 Seton Hall (12/23/17)
FT Made	2 (3x last) vs. Monmouth (2/10/18)
FT Attempts	3 against Missouri State (11/21/17)
3-Pt. Made	2 against Holy Cross (12/1/17)
3-Pt. Attempts	3 (3x last) at Monmouth (1/5/18)
Minutes	30 at Rider (2/8/18)

			Total		3-Point		F-Throws		Rebounds											Scoring	
Season	gp-gs	min/avg	fg-fga	pct	fg-fga	pct	ft-fta	pct	off	def	tot	avg	pf	fo	ast	to	blk	stl	pts	avg	
2017-18	27-4	408/15.1	17-42	.405	9-27	.333	8-13	.615	9	16	25	0.9	60	2	38	21	0	21	51	1.9	
TOTAL	27-4	408/15.1	17-42	.405	9-27	.333	8-13	.615	9	16	25	0.9	60	2	38	21	0	21	51	1.9	



Patrick Strzala

Guard * 6-4 * 190 * Freshman

Bayonne, NJ

Bayonne



2

Manhattan Career Game-Highs

Career Highs

Points	9 vs. Morgan State (12/9/17)
Rebounds	2 at No. 22 Seton Hall (12/23/17)
Assists	2 at Fordham (11/26/17)
Steals	2 vs. Siena (1/13/18)
Blocks	N/A
FG Made	3 vs. Morgan State (12/9/17)
FG Attempts	6 (2x last) at No. 22 Seton Hall (12/23/17)
FT Made	3 at Niagara (1/24/18)
FT Attempts	3 at Niagara (1/24/18)
3-Pt. Made	3 vs. Morgan State (12/9/17)
3-Pt. Attempts	6 at No. 22 Seton Hall (12/23/17)
Minutes	20 at No. 22 Seton Hall (12/23/17)

2017-2018 Game-By-Game Stats

Opponent	Date	gs	min	Total		3-Pointers		Free throws		Rebounds											
				fg-fga	pct	3fg-fga	pct	ft-fga	pct	off	def	tot	avg	pf	a	t/o	blk	stl	pts	avg	
ST. FRANCIS BROOKLYN	11/15/17	10	1-3	.333	1-2	.500	0-0	.000	0	1	1	1.0	1	0	1	0	0	3	3.0		
HARVARD	11/18/17	8	0-1	.000	0-1	.000	0-0	.000	0	1	1	1.0	0	0	0	0	0	0	1.5		
vs UMKC	11/20/17	8	2-2	1.000	2-2	1.000	0-0	.000	0	1	1	1.0	0	1	0	0	0	6	3.0		
vs Missouri State	11/21/17	8	0-0	.000	0-0	.000	0-0	.000	0	0	0	0.8	1	0	1	0	0	0	2.3		
vs Northern Illinois	11/22/17	5	1-2	.500	1-2	.500	0-0	.000	0	0	0	0.6	1	0	0	0	0	3	2.4		
at Fordham	11/26/17	10	0-2	.000	0-2	.000	0-0	.000	0	1	1	0.7	0	2	1	0	0	0	2.0		
vs Holy Cross	12/01/17	6	0-1	.000	0-1	.000	0-0	.000	0	1	1	0.7	2	1	1	0	0	0	1.7		
vs Towson	12/02/17	13	2-3	.667	1-2	.500	0-0	.000	0	0	0	0.6	1	1	0	0	1	5	2.1		
MORGAN STATE	12/09/17	11	3-6	.500	3-5	.600	0-0	.000	0	0	0	0.6	2	0	0	0	1	9	2.9		
at Tulsa	12/16/17	13	1-4	.250	1-3	.333	0-0	.000	0	1	1	0.6	1	0	0	0	0	3	2.9		
at Hofstra	12/20/17	5	0-0	.000	0-0	.000	0-0	.000	0	0	0	0.5	0	0	1	0	1	0	2.6		
at Seton Hall	12/23/17	20	2-6	.333	2-6	.333	0-0	.000	0	2	2	0.7	3	1	3	0	2	6	2.9		
FAIRFIELD	12/30/17	5	0-1	.000	0-0	.000	0-0	.000	0	1	1	0.7	1	0	0	0	0	0	2.7		
at Marist	01/02/18	6	2-3	.667	2-3	.667	0-0	.000	0	0	0	0.6	0	0	0	0	0	6	2.9		
at Monmouth	01/05/18	7	1-3	.333	1-3	.333	2-2	1.000	1	0	1	0.7	2	0	0	0	0	5	3.1		
RIDER	01/07/18	8	1-3	.333	1-3	.333	2-2	1.000	0	1	1	0.7	0	0	0	0	0	5	3.2		
at Fairfield	01/11/18	7	0-0	.000	0-0	.000	0-0	.000	0	0	0	0.6	0	0	1	0	0	0	3.0		
SIENA	01/13/18	10	1-3	.333	1-1	1.000	0-0	.000	0	1	1	0.7	3	1	1	0	2	3	3.0		
CANISIUS	01/19/18	7	0-0	.000	0-0	.000	0-0	.000	0	1	1	0.7	0	0	1	0	0	0	2.8		
at Saint Peter's	01/21/18	9	0-1	.000	0-1	.000	0-0	.000	0	0	0	0.7	1	0	1	0	0	0	2.7		
at Niagara	01/24/18	9	1-3	.333	1-3	.333	3-3	1.000	0	0	0	0.6	2	0	0	0	0	6	2.9		
vs Iona	01/27/18	7	0-1	.000	0-1	.000	0-0	.000	0	0	0	0.6	1	0	0	0	0	0	2.7		
at Siena	02/02/18	7	0-3	.000	0-0	.000	0-0	.000	1	0	1	0.6	0	0	0	0	0	0	2.6		
at Rider	02/08/18	4	0-2	.000	0-2	.000	0-0	.000	1	0	1	0.6	0	0	0	0	0	0	2.5		
MONMOUTH	02/10/18	4	0-0	.000	0-0	.000	0-0	.000	0	0	0	0.6	1	1	0	0	0	0	2.4		
at Quinnipiac	02/15/18	3	0-1	.000	0-1	.000	0-0	.000	0	0	0	0.6	0	0	0	0	0	0	2.3		
NIAGARA	02/18/18	5	0-1	.000	0-0	.000	0-0	.000	0	0	0	0.6	2	1	0	0	0	0	2.2		
Totals		0	215	18-55	.327	17-44	.386	7-7	1.000	3	12	15	0.6	25	9	12	0	7	60	2.2	
Games played: 27									Rebounds/game: 0.6												
Minutes/game: 8.0									Assists/game: 0.3												
Points/game: 2.2									Turnovers/game: 0.4												
FG Pct: 32.7									Assist/turnover ratio: 0.8												
3FG Pct: 38.6									Steals/game: 0.3												
FT Pct: 100.0																					

Patrick Strzala (6/29/98) - 19 - * Career Statistics

			Total		3-Point		F-Throws			Rebounds											Scoring	
Season	gp-gs	min/avg	fg-fga	pct	fg-fga	pct	ft-fa	pct	off	def	tot	avg	pf	fo	ast	to	blk	stl	pts	avg		
2017-18	27-0	215/8.0	18-55	.327	17-44	.386	7-7	1.000	3	12	15	0.6	25	0	9	12	0	7	60	2.2		
TOTAL	27-0	215/8.0	18-55	.327	17-44	.386	7-7	1.000	3	12	15	0.6	25	0	9	12	0	7	60	2.2		

TEAM STATISTICS

Opponent	Date	Score		Total		3-Pointers		Free throws		Rebounds				pf	a	t/o	blk	stl	pts	avg
				fg-fga	pct	3fg-fga	pct	ft-fita	pct	off	def	tot	avg							
ST. FRANCIS BROOKLYN	11/15/17	80-79	Wot	26-56	.464	3-9	.333	25-38	.658	11	28	39	39.0	26	12	19	2	9	80	80.0
HARVARD	11/18/17	73-69	W	25-51	.490	10-17	.588	13-19	.684	5	32	37	38.0	17	16	18	1	5	73	76.5
vs UMKC	11/20/17	63-74	L	21-53	.396	3-20	.150	18-26	.692	13	22	35	37.0	25	10	16	4	5	63	72.0
vs Missouri State	11/21/17	65-69	L	23-53	.434	8-19	.421	11-15	.733	7	22	29	35.0	23	14	14	7	4	65	70.2
vs Northern Illinois	11/22/17	68-70	L	25-52	.481	10-28	.357	8-14	.571	9	20	29	33.8	15	19	11	5	3	68	69.8
at Fordham	11/26/17	57-70	L	23-49	.469	6-16	.375	5-12	.417	12	20	32	33.5	10	16	25	6	5	57	67.7
vs Holy Cross	12/01/17	70-54	W	22-47	.468	8-23	.348	18-24	.750	14	17	31	33.1	12	13	15	3	8	70	68.0
vs Towson	12/02/17	55-56	L	20-47	.426	8-18	.444	7-9	.778	6	17	23	31.9	18	16	19	3	12	55	66.4
MORGAN STATE	12/09/17	80-66	W	29-54	.537	9-23	.391	13-25	.520	11	27	38	32.6	24	21	18	8	6	80	67.9
at Tulsa	12/16/17	66-80	L	26-58	.448	8-20	.400	6-11	.545	11	18	29	32.2	26	12	14	3	4	66	67.7
at Hofstra	12/20/17	63-61	W	19-45	.422	3-9	.333	22-36	.611	5	30	35	32.5	23	9	16	6	7	63	67.3
at Seton Hall	12/23/17	62-74	L	23-54	.426	9-20	.450	7-7	1.000	8	18	26	31.9	24	10	21	2	9	62	66.8
FAIRFIELD	12/30/17	61-58	W	21-43	.488	5-11	.455	14-21	.667	9	23	32	31.9	13	13	18	2	4	61	66.4
at Marist	01/02/18	101-96	Wot	32-69	.464	6-19	.316	31-39	.795	13	26	39	32.4	25	17	12	2	10	101	68.9
at Monmouth	01/05/18	66-77	L	22-55	.400	11-28	.393	11-15	.733	9	18	27	32.1	20	10	17	1	10	66	68.7
RIDER	01/07/18	76-82	L	24-65	.369	14-38	.368	14-20	.700	15	24	39	32.5	23	18	14	1	6	76	69.1
at Fairfield	01/11/18	59-53	W	24-47	.511	7-12	.583	4-8	.500	10	18	28	32.2	11	12	16	3	4	59	68.5
SIENA	01/13/18	72-61	W	28-57	.491	4-12	.333	12-19	.632	11	15	26	31.9	21	16	15	3	11	72	68.7
CANISIUS	01/19/18	59-68	L	22-46	.478	6-15	.400	9-12	.750	7	25	32	31.9	18	15	19	9	2	59	68.2
at Saint Peter's	01/21/18	68-57	W	18-43	.419	12-22	.545	20-22	.909	7	20	27	31.7	24	15	23	2	4	68	68.2
at Niagara	01/24/18	63-72	L	21-59	.356	5-19	.263	16-19	.842	18	23	41	32.1	25	14	18	6	4	63	68.0
vs Iona	01/27/18	65-78	L	24-60	.400	8-19	.421	9-16	.563	17	22	39	32.4	13	14	13	2	1	65	67.8
MARIST	01/30/18	59-62	L	20-47	.426	9-20	.450	10-17	.588	5	24	29	32.3	19	10	12	3	8	59	67.4
at Siena	02/02/18	51-47	W	17-58	.293	2-14	.143	15-21	.714	19	23	42	32.7	18	8	8	3	8	51	66.8
at Rider	02/08/18	73-77	L	24-52	.462	9-22	.409	16-24	.667	9	18	27	32.4	26	16	16	7	9	73	67.0
MONMOUTH	02/10/18	93-76	W	23-45	.511	14-28	.500	33-41	.805	6	27	33	32.5	24	16	16	7	6	93	68.0
at Quinnipiac	02/15/18	70-71	L	22-52	.423	9-19	.474	17-20	.850	11	21	32	32.4	19	15	12	4	4	70	68.1
NIAGARA	02/18/18	82-72	W	31-65	.477	10-19	.526	10-18	.556	10	31	41	32.8	19	14	8	5	6	82	68.6
Manhattan		1920		655-1482	.442	216-539	.401	394-568	.694	288	629	917	32.8	561	391	443	110	174	1920	68.6
Opponents		1929		657-1504	.437	181-537	.337	434-615	.706	311	634	945	33.8	583	387	427	62	219	1929	68.9

OPPONENT STATISTICS

Opponent	Date	Score		Total		3-Pointers		Free throws		Rebounds				pf	a	t/o	blk	stl	pts	avg
				fg-fga	pct	3fg-fga	pct	ft-fita	pct	off	def	tot	avg							
ST. FRANCIS BROOKLYN	11/15/17	80-79	Wot	26-55	.473	10-31	.323	17-27	.630	8	24	32	32.0	35	13	18	3	13	79	79.0
HARVARD	11/18/17	73-69	W	23-60	.383	9-30	.300	14-15	.933	5	25	30	31.0	21	16	13	4	7	69	74.0
vs UMKC	11/20/17	63-74	L	22-47	.468	9-18	.500	21-29	.724	7	21	28	30.0	27	13	17	3	6	74	74.0
vs Missouri State	11/21/17	65-69	L	24-55	.436	1-11	.091	20-25	.800	12	25	37	31.8	19	14	12	2	8	69	72.8
vs Northern Illinois	11/22/17	68-70	L	27-56	.482	4-12	.333	12-15	.800	12	22	34	32.2	20	15	14	1	4	70	72.2
at Fordham	11/26/17	57-70	L	30-59	.508	7-16	.438	3-6	.500	10	17	27	31.3	13	23	15	2	17	70	71.8
vs Holy Cross	12/01/17	70-54	W	22-49	.449	5-16	.313	5-7	.714	10	14	24	30.3	17	11	16	0	3	54	69.3
vs Towson	12/02/17	55-56	L	20-53	.377	2-11	.182	14-19	.737	19	23	42	31.8	13	8	20	2	9	56	67.6
MORGAN STATE	12/09/17	80-66	W	22-58	.379	6-13	.462	16-27	.593	16	20	36	32.2	25	10	18	2	10	66	67.4
at Tulsa	12/16/17	66-80	L	26-48	.542	6-13	.462	22-32	.688	10	25	35	32.5	13	15	12	3	6	80	68.7
at Hofstra	12/20/17	63-61	W	20-62	.323	3-14	.214	18-26	.692	15	27	42	33.4	28	12	15	0	5	61	68.0
at Seton Hall	12/23/17	62-74	L	24-54	.444	5-18	.278	21-31	.677	18	23	41	34.0	18	17	19	2	10	74	68.5
FAIRFIELD	12/30/17	61-58	W	21-60	.350	5-27	.185	11-16	.688	16	20	36	34.2	23	10	13	2	8	58	67.7
at Marist	01/02/18	101-96	Wot	25-59	.424	17-37	.459	29-36	.806	12	30	42	34.7	30	15	20	0	3	96	69.7
at Monmouth	01/05/18	66-77	L	26-46	.565	4-11	.364	21-30	.700	6	26	32	34.5	22	15	16	1	12	77	70.2
RIDER	01/07/18	76-82	L	35-66	.530	3-18	.167	9-22	.409	15	28	43	35.1	19	20	12	3	8	82	70.9
at Fairfield	01/11/18	59-53	W	21-49	.429	10-26	.385	1-3	.333	10	16	26	34.5	15	19	16	2	5	53	69.9
SIENA	01/13/18	72-61	W	18-41	.439	3-12	.250	22-25	.880	9	22	31	34.3	20	9	25	5	8	61	69.4
CANISIUS	01/19/18	59-68	L	24-59	.407	8-22	.364	12-17	.706	12	18	30	34.1	16	22	10	1	12	68	69.3
at Saint Peter's	01/21/18	68-57	W	17-47	.362	6-22	.273	17-23	.739	12	17	29	33.8	21	10	22	1	10	57	68.7
at Niagara	01/24/18	63-72	L	22-53	.415	7-20	.350	21-28	.750	12	22	34	33.9	21	10	11	4	4	72	68.9
vs Iona	01/27/18	65-78	L	30-55	.545	8-17	.471	10-14	.714	4	23	27	33.5	16	20	6	4	9	78	69.3
MARIST	01/30/18	59-62	L	20-49	.408	13-29	.448	9-17	.529	9	27	36	33.7	19	14	16	0	4	62	69.0
at Siena	02/02/18	51-47	W	14-43	.326	6-15	.400	13-17	.765	6	24	30	33.5	19	8	14	4	3	47	68.0
at Rider	02/08/18	73-77	L	25-52	.481	4-15	.267	23-35	.657	16	26	42	33.8	25	12	21	6	9	77	68.4
MONMOUTH	02/10/18	93-76	W	24-55	.436	7-19	.368	21-27	.778	7	19	26	33.5	29	11	14	2	9	76	68.7
at Quinnipiac	02/15/18	70-71	L	22-49	.449	8-24	.333	19-24	.792	10	22	32	33.5	22	16	13	0	10	71	68.8
NIAGARA	02/18/18	82-72	W	27-65	.415	5-20	.250	13-22	.591	13	28	41	33.8	17	9	9	3	7	72	68.9
Opponents		1929		657-1504	.437	181-537	.337	434-615	.706	311	634	945	33.8	583	387	427	62	219	1929	68.9
Manhattan		1920		655-1482	.442	216-539	.401	394-568	.694	288	629	917	32.8	561	391	443	110	174	1920	68.6

2017-2018 Manhattan Basketball
Manhattan Combined Team Statistics (as of Feb 18, 2018)
All games

RECORD:	OVERALL	HOME	AWAY	NEUTRAL
ALL GAMES	13-15	7-3	5-7	1-5
CONFERENCE	8-8	4-3	4-4	0-1
NON-CONFERENCE	5-7	3-0	1-3	1-4

#	Player	gp-gs	min	avg	Total	fg%	3-Point	3fg%	F-Throw	ft%	Rebounds				pf	dq	a	to	blk	stl	pts	avg
					fg-fga		3fg-fga		ft-fa		off	def	tot	avg								
23	Williams, Rich	25-25	793	31.7	132-294	.449	50-113	.442	47-61	.770	20	94	114	4.6	53	1	70	75	4	18	361	14.4
04	Waterman, Zane	28-22	794	28.4	115-251	.458	32-92	.348	73-109	.670	58	131	189	6.8	69	1	31	63	9	18	335	12.0
03	Turner, Xavier	28-20	787	28.1	74-174	.425	32-74	.432	99-122	.811	13	45	58	2.1	67	0	107	71	0	22	279	10.0
33	Paulicap, Pauly	28-28	655	23.4	99-175	.566	0-0	.000	70-118	.593	81	105	186	6.6	95	4	8	41	73	8	268	9.6
14	Crawford, Calvin	28-9	737	26.3	82-204	.402	33-83	.398	34-43	.791	33	94	127	4.5	59	2	42	56	15	21	231	8.3
11	Walker Jr., Aaron	23-11	480	20.9	62-163	.380	19-54	.352	45-69	.652	9	36	45	2.0	43	0	46	55	3	33	188	8.2
22	Capuano, Thomas	28-21	591	21.1	50-102	.490	24-48	.500	6-14	.429	9	41	50	1.8	52	3	31	25	1	16	130	4.6
02	Strzala, Patrick	27-0	215	8.0	18-55	.327	17-44	.386	7-7	1.000	3	12	15	0.6	25	0	9	12	0	7	60	2.2
10	Mack, Nehemiah	27-4	408	15.1	17-42	.405	9-27	.333	8-13	.615	9	16	25	0.9	60	2	38	21	0	21	51	1.9
24	Ebube, Ebube	22-0	167	7.6	5-18	.278	0-4	.000	3-9	.333	18	13	31	1.4	32	0	9	7	5	10	13	0.6
30	Diallo, Ibrahima	7-0	16	2.3	1-4	.250	0-0	.000	2-3	.667	3	6	9	1.3	5	0	0	3	0	0	4	0.6
05	Boyce, Jesse	3-0	3	1.0	0-0	.000	0-0	.000	0-0	.000	0	1	1	0.3	0	0	0	0	0	0	0	0.0
44	Varoli, David	1-0	1	1.0	0-0	.000	0-0	.000	0-0	.000	0	0	0	0.0	0	0	0	0	0	0	0	0.0
21	Maloney, Matt	3-0	3	1.0	0-0	.000	0-0	.000	0-0	.000	0	0	0	0.0	0	0	0	0	0	0	0	0.0
Team											32	35	67		1			14				
Total.....		28	5650		655-1482	.442	216-539	.401	394-568	.694	288	629	917	32.8	561	13	391	443	110	174	1920	68.6
Opponents.....		28	5650		657-1504	.437	181-537	.337	434-615	.706	311	634	945	33.8	583	-	387	427	62	219	1929	68.9

2017-2018 Manhattan Basketball
Manhattan Combined Team Statistics (as of Feb 18, 2018)
Conference games only

RECORD:	OVERALL	HOME	AWAY	NEUTRAL
ALL GAMES	8-8	4-3	4-4	0-1
CONFERENCE	8-8	4-3	4-4	0-1
NON-CONFERENCE	0-0	0-0	0-0	0-0

#	Player	gp-gs	min	avg	Total	fg%	3-Point	3fg%	F-Throw	ft%	Rebounds				pf	dq	a	to	blk	stl	pts	avg
					fg-fga		3fg-fga		ft-fa		off	def	tot	avg								
23	Williams, Rich	15-15	488	32.5	79-184	.429	34-77	.442	34-41	.829	15	61	76	5.1	28	1	44	53	4	13	226	15.1
04	Waterman, Zane	16-16	466	29.1	73-157	.465	21-53	.396	50-69	.725	37	78	115	7.2	37	0	16	35	5	10	217	13.6
03	Turner, Xavier	16-16	483	30.2	48-109	.440	24-51	.471	70-84	.833	9	22	31	1.9	41	0	67	36	0	10	190	11.9
33	Paulicap, Pauly	16-16	397	24.8	62-113	.549	0-0	.000	46-76	.605	51	63	114	7.1	53	2	1	22	39	5	170	10.6
11	Walker Jr., Aaron	11-1	210	19.1	29-83	.349	8-27	.296	13-22	.591	4	19	23	2.1	16	0	26	25	1	15	79	7.2
14	Crawford, Calvin	16-1	363	22.7	38-101	.376	15-43	.349	11-15	.733	18	40	58	3.6	34	2	16	23	8	13	102	6.4
22	Capuano, Thomas	16-15	339	21.2	26-59	.441	17-32	.531	3-7	.429	6	32	38	2.4	30	1	21	13	0	8	72	4.5
10	Mack, Nehemiah	16-0	265	16.6	11-22	.500	6-14	.429	4-6	.667	4	8	12	0.8	41	2	24	9	0	15	32	2.0
02	Strzala, Patrick	15-0	98	6.5	6-25	.240	6-18	.333	7-7	1.000	3	4	7	0.5	13	0	3	4	0	2	25	1.7
30	Diallo, Ibrahima	7-0	16	2.3	1-4	.250	0-0	.000	2-3	.667	3	6	9	1.3	5	0	0	3	0	0	4	0.6
24	Ebube, Ebube	14-0	98	7.0	0-6	.000	0-2	.000	1-2	.500	7	6	13	0.9	19	0	5	1	3	6	1	0.1
05	Boyce, Jesse	1-0	1	1.0	0-0	.000	0-0	.000	0-0	.000	0	0	0	0.0	0	0	0	0	0	0	0	0.0
21	Maloney, Matt	1-0	1	1.0	0-0	.000	0-0	.000	0-0	.000	0	0	0	0.0	0	0	0	0	0	0	0	0.0
Team											19	19	38		1			13				
Total.....		16	3225		373-863	.432	131-317	.413	241-332	.726	176	358	534	33.4	318	8	223	237	60	97	1118	69.9
Opponents.....		16	3225		371-848	.438	114-334	.341	251-356	.705	169	368	537	33.6	334	-	220	238	38	121	1107	69.2