



2017-18 @MONMOUTHBBALL GAME NOTES

Monmouth University Athletics Communications // 400 Cedar Ave. West Long Branch, NJ 07764
Men's Basketball Contact // Gary Kowal // gkowal@monmouth.edu // 732-263-5557 // #FlyHawks

SCHEDULE & RESULTS

Date	Opponent	Time/Result
November (3-4)		
Fri. 10	BUCKNELL	W, 79-78
Sun. 12	at Seton Hall [^]	L, 65-75
Tue. 14	at Lehigh	W, 80-72
Sun. 19	at Virginia [^]	L, 53-73
Wed. 22	at UNC Asheville [^]	L, 51-62
Sat. 25	PENN	L, 96-101 (4OT)
Mon. 27	ALBANY	W, 81-73
December (1-6)		
Sat. 2	at UConn	L, 81-84 (OT)
Wed. 6	HOFSTRA	L, 84-85
Sat. 9	vs. Kentucky (at MSG)	L, 76-93
Tue. 12	at Princeton	L, 58-69
Fri. 22	at Yale	W, 85-64
Thu. 28	at Quinnipiac*	L, 76-78
Sun. 31	at Saint Peter's*	L, 64-77
January (3-4)		
Fri. 5	MANHATTAN*	W, 77-66
Fri. 12	at Niagara*	L, 77-78
Sun. 14	at Canisius*	L, 79-94
Fri. 19	IONA*	L, 73-76
Thu. 25	SIENA*	W, 67-56
Sat. 27	vs. Marist* (at Nassau Coliseum)	W, 91-78
Mon. 29	at Rider*	L, 85-92
February (0-2)		
Fri. 2	FAIRFIELD*	L, 78-79
Sun. 4	NIAGARA*	L, 91-96
Thu. 8	at Iona*	7:00 PM
Sat. 10	at Manhattan*	7:00 PM
Tue. 13	SAINT PETER'S*	7:00 PM
Fri. 16	CANISIUS*	7:00 PM
Sun. 18	at Siena*	2:00 PM
Thu. 22	RIDER*	7:00 PM
Sat. 24	at Fairfield*	1:00 PM
March		
2018 MAAC Tournament (1-5)		

Home Games is **BOLD CAPS**

*-Metro Atlantic Athletic Conference games

[^]-Preseason National Invitation Tournament (NIT)

ATHLETIC COMMUNICATIONS

Assistant AD/Communications & New Media/
Men's Basketball Contact: Gary Kowal
Kowal phone: 732-263-5557
Kowal email: gkowal@monmouth.edu
Press Row Phone: 732-571-3677
Athletics Website: MonmouthHawks.com

GAME TWENTY-FOUR

7:00PM // FEBRUARY 8, 2018 // HYNES CENTER



IONA GAELS

Head Coach: Tim Cluess (8th season at Iona)

Record at Iona: 177-87 // Career Record: 275-110

Gaels Record: 15-9 (9-3 MAAC)



MONMOUTH HAWKS

Head Coach: King Rice (7th season at Monmouth)

Record at Monmouth: 113-108 // Career Record: 113-108

Hawks Record: 7-16 (3-8 MAAC)

MEDIA COVERAGE



TV // ESPN3/WatchESPN
PxP // Vin Parise
Analyst // Adam Finkelstein



Radio // Shore Sports Network
PxP // Eddy Occhipinti
Analyst // Steve Bazaz

HAWKS QUICK NOTES

LAST GAME: STARTERS

POS.	#	NAME	CLASS	Ht.	Wt.	NOTES
G	23	Austin Tilghman	Sr.	6'1"	230	Double-doubles in two of last four games
G	3	Deion Hammond	Fr.	6'4"	200	MAAC Rookie of Week for second time last week
G	0	Ray Salnave	R-Fr.	6'3"	205	Career-high 19 pts. at Rider; 8 double-digit games
F	2	Melik Martin	Fr.	6'6"	200	Played 50 of 60 minutes vs. Penn
C	32	Diago Quinn	Jr.	6'9"	255	First career double-double at Niagara

LAST GAME: OFF THE BENCH

F	1	Pierre Sarr	Jr.	6'5"	195	Season-high 9 points, 9 rebounds vs. Manhattan
F	4	Mustapha Traore	R-So.	6'8"	210	First career double-double at Yale (10p, 10r)
G	5	Nick Rutherford	Jr.	6'3"	185	Transfer from FAU; will redshirt this season
G	10	Micah Seaborn	R-Jr.	6'5"	195	Became 4th fastest player in MU history to 1,000 pts.
G	11	George Papas	Fr.	6'5"	175	Backup PG, made first career start vs. Hofstra
G	13	Marcus McClary	Fr.	6'3"	195	Career-best seven points at Saint Peter's
G	15	Dan Pillari	Sr.	5'10"	170	One of two true seniors on the roster
G	24	Louie Pillari	R-So.	6'6"	200	Career-bests in points (23), FGM (9), and 3PTFG (5) at Yale
C	33	Zac Tillman	5-Sr.	6'10"	280	Career-high 18 points, 10-10 FT vs. Fairfield
C	44	Sam Ibiezugbe	So.	6'11"	255	Career-high 8 points on 4-5 FG vs. UVA & UK

FOLLOW MONMOUTH BASKETBALL

FACEBOOK // **MONMOUTH BASKETBALL**

TWITTER // **@MONMOUTHBBALL**

INSTAGRAM // **@MONMOUTHMENSBBALL**

SNAPCHAT // **@MUHAWKS**

MORE ON TONIGHT'S MATCHUP

SCOUTING THE GAELS

Iona has won eight out of their last 10 and two in a row, and currently sit third in the MAAC. Rickey McGill leads three Gaels in double figures, while three more average over nine points per contest.

HEAD COACH TIM CLUESS

In his eighth season at Iona, Tim Cluess has taken the Gaels to four NCAA Tournaments and three MAAC titles, and has reached the MAAC title game five years in a row.

HAWKS ON THE ROAD

Monmouth is 2-10 away from home this season, and have posted an 0-5 mark in road league games. MU does have a MAAC neutral site win over Marist at the Nassau Coliseum.

IONA AT HOME

Iona is 7-1 at the Hynes Center this season, including a 5-1 mark in home MAAC games. The lone loss came on 1/21 by two to Canisius.

SERIES HISTORY IN MAAC GAMES

Year	Date	Winner	Score
2013-14	2/4/14	Iona	71-89
2013-14	2/14/14	Iona	70-89
2014-15	12/7/14	Monmouth	92-89
2014-15	2/22/15	Iona	68-69
2014-15	3/8/15 (MAAC SF)	Iona	77-95
2015-16	1/15/16	Monmouth	110-102
2015-16	2/19/16	Iona	67-83
2015-16	3/7/16 (MAAC Finals)	Iona	76-79
2016-17	1/6/17	Monmouth	92-74
2016-17	2/26/17	Monmouth	79-73
2017-18	1/19/18	Iona	73-76

ALL-TIME SERIES

IONA LEADS 9-4

LAST MEETING: IC 76, MU 73 1/19/18

Iona leads the all-time series 9-4, and won the first meeting this season in West Long Branch on 1/19.

LAST TIME OUT

Niagara 96, Monmouth 91

February 4, 2018

Monmouth had a late chance to tie the game after trailing by 11 in the second half, but couldn't get even as Niagara topped MU on Sunday afternoon, 96-91. Five Hawks worked into double figures in the defeat. Kahlil Dukes netted a career-best 37 for the Purple Eagles. Niagara scored the first eight points of the second half to take the lead for good, erasing a halftime deficit. At 9:55, Dukes hit a long three after Marvin Prochet knocked one in from deep to make it 78-67 Niagara. MU battled back, getting it to four several times before Dukes got to the line at 3:39 to make it 88-78. Down seven in the final minutes, Louie Pillari knocked in a three to cut it to 92-88 with 1:47 left. Melik Martin hit twice from the line to make it a one-point game with 28.8 to go, and after Prochet hit two free throws, Martin's long attempt for the tie came up short and the visitors held on for the five-point win. In a first half that featured five ties and six lead changes, Martin led the way with 10 points as the Hawks took a lead to the locker room. Kaleaf Tate gave Niagara its largest lead of the period at 6:33, hitting a wing three after an offensive rebound to make it 34-29. MU cut into that lead, and Deion Hammond knocked in a long three ball with 1:01 to go to tie the game. Following a stop, Martin buried a foul line jumper to surpass double-digits and give the Hawks a 44-42 lead at the intermission.

NOTES

- Five Hawks worked into double figures for the second time this season and first since 11/25 vs. Penn.
- Deion Hammond scored 14 points, sixth in a row in double figures.
- Louie Pillari netted 18 points, his sixth double-digit effort this season.
- Austin Tilghman's 13 rebounds led everyone in the game, and was one off his career-high.
- Melik Martin scored 10 first-half points and finished with a career-high 17, his third game of the year in double digits.
- Martin hit multiple three pointers in a single game for the first time in his career, finishing with three triples.
- The lineup of Tilghman, Hammond, Salnave, Martin and Quinn started for the second game in a row.
- Mustapha Traore, George Papas and Micah Seaborn all did not play for MU.

17-18 MAAC STANDINGS

Team	Overall	MAAC
1. Rider	17-7	10-2
2. Canisius	15-9	9-2
3. Iona	15-9	9-3
4. Niagara	15-10	8-4
5. Manhattan	11-13	6-6
6. Quinnipiac	9-15	6-6
7. Fairfield	10-13	5-7
8. Monmouth	7-16	3-8
9. Saint Peter's	9-14	3-9
10. Siena	7-18	3-9
11. Marist	5-19	3-9
*-as of 2/7		

2017-18 MONMOUTH ROSTER

NUMERICAL

No.	Name	Class	Position	Height	Weight	Hometown/High School [Last School]
0	Ray Salnave	R-Fr.	G	6-3	205	Elmont, NY/Benjamin N. Cardozo
1	Pierre Sarr	Jr.	F	6-8	195	Dakar, Senegal/Roselle Catholic
2	Melik Martin	Fr.	F	6-6	200	York, PA/York Catholic
3	Deion Hammond	Fr.	G	6-4	200	Mitchellville, MD/Riverdale Baptist School
4	Mustapha Traore	R-So.	F	6-8	210	Philadelphia, PA/The Phelps School
5	Nick Rutherford	Jr.	G	6-3	185	Indianapolis, IN/Allen
10	Micah Seaborn	R-Jr.	G	6-5	195	Fort Worth, TX/Prime Prep
11	George Papas	Fr.	G	6-5	175	Jersey City, NJ/Union Catholic
13	Marcus McClary	Fr.	G	6-3	195	Linden, NJ/The Patrick School
15	Daniel Pillari	Sr.	G	5-10	170	Oceanport, NJ/Shore Regional
23	Austin Tilghman	Sr.	G	6-1	230	Wilmington, DE/Archbishop Carroll [PA]
24	Louie Pillari	R-So.	G	6-6	200	Tinton Falls, NJ/Christian Brothers Academy
32	Diago Quinn	Jr.	C	6-10	255	New York, NY/Lake Forest Academy [IL]
33	Zac Tillman	5-Sr.	C	6-10	280	Yeadon, PA/Shipleigh School
44	Sam Ibiezugbe	So.	C	6-10	245	Simsbury, CT/The Masters School

ALPHABETICAL

No.	Name	Class	Position	Height	Weight	Hometown/High School [Last School]
3	Deion Hammond	Fr.	G	6-4	200	Mitchellville, MD/Riverdale Baptist School
44	Sam Ibiezugbe	So.	C	6-11	245	Simsbury, CT/The Masters School
2	Melik Martin	Fr.	F	6-6	200	York, PA/York Catholic
13	Marcus McClary	Fr.	G	6-3	195	Linden, NJ/The Patrick School
15	Daniel Pillari	Sr.	G	5-10	170	Oceanport, NJ/Shore Regional
24	Louie Pillari	R-So.	G	6-6	200	Tinton Falls, NJ/Christian Brothers Academy
11	George Papas	Fr.	G	6-5	175	Jersey City, NJ/Union Catholic
32	Diago Quinn	Jr.	C	6-10	255	New York, NY/Lake Forest Academy [IL]
5	Nick Rutherford	Jr.	G	6-3	185	Indianapolis, IN/Allen
0	Ray Salnave	R-Fr.	G	6-3	205	Elmont, NY/Benjamin N. Cardozo
1	Pierre Sarr	Jr.	F	6-8	195	Dakar, Senegal/Roselle Catholic
10	Micah Seaborn	R-Jr.	G	6-5	195	Fort Worth, TX/Prime Prep
23	Austin Tilghman	Sr.	G	6-1	225	Wilmington, DE/Archbishop Carroll [PA]
33	Zac Tillman	5-Sr.	C	6-10	280	Yeadon, PA/Shipleigh School
4	Mustapha Traore	R-So.	F	6-8	210	Philadelphia, PA/The Phelps School

PRONUNCIATION GUIDE

#0 Ray Salnave	Sal-nayve
#4 Mustapha Traore	Tray-or
#11 George Papas	Pap-iss
#15 Daniel Pillari/#24 Louie Pillari	Pill-are-ee
#23 Austin Tilghman	Tillman
#32 Diago Quinn	Said like "Diego"
#44 Sam Ibiezugbe	Ibiza-bay

Head Coach: King Rice (North Carolina, 1992) - 7th season at Monmouth

Assistant Coaches: Rick Callahan (Salem College, 1980) - 7th season at Monmouth, Duane Woodward (Boston College, 1998) - 4th season at Monmouth, Jamal Meeks (Indiana, 1992) - 3rd season at Monmouth

Director of Operations: Anthony Molisso (East Carolina, 2015) - 1st season at Monmouth

Special Assistant to the Head Coach: Brian Stafman (Syracuse, 2012) - 1st season at Monmouth

Athletic Trainer: Vanessa Sweeney, A.T.C.

2017-18 Monmouth Basketball Roster Breakdown

By Class

Seniors (3): D. Pillari, Tilghman, Tillman
Juniors (4): Quinn, Rutherford, Sarr, Seaborn
Sophomores (3): Ibiezugbe, L. Pillari, Traore
Freshmen (5): Hammond, Martin, McClary, Papas, Salnave

By Location

New Jersey (4): McClary, Papas, D. Pillari, L. Pillari
Pennsylvania (3): Martin, Tillman, Traore
New York (2): Quinn, Salnave
Delaware (1): Tilghman
Senegal (1): Sarr
Connecticut (1): Ibiezugbe
Texas (1): Seaborn
Maryland (1): Hammond
Indiana (1): Rutherford

By Position


Guard (9): Hammond, McClary, Papas, D. Pillari, L. Pillari, Rutherford, Salnave, Seaborn, Tilghman
Forward (4): Martin, Quinn, Sarr, Traore
Center (2): Ibiezugbe, Tillman

2017-18 BROADCAST SPOT CHART




0

Ray Salnave
R-Fr., G, 6-3, 205
Elmont, NY



1

Pierre Sarr
Jr., F, 6-8, 195
Dakar, Senegal



2

Melik Martin
Fr., F, 6-6, 200
York, PA



3

Deion Hammond
Fr., G, 6-4, 200
Mitchellville, MD



4

Mustapha Traore
R-So., F, 6-8, 210
Fort Worth, TX



5

Nick Rutherford
Jr., G, 6-3, 185
Indianapolis, IN



10

Micah Seaborn
R-Jr., G, 6-5, 195
Fort Worth, TX



11

George Papas
Fr., G, 6-5, 175
Jersey City, NJ



13

Marcus McClary
Fr., G, 6-3, 195
Linden, NJ



15

Dan Pillari
Sr., G, 5-10, 170
Oceanport, NJ



23

Austin Tilghman
Sr., G, 6-1, 230
Tinton Falls, NJ



24

Louie Pillari
R-So., G, 6-6, 200
Glenville, NY



32

Diago Quinn
Jr., C, 6-9, 255
New York City, NY



33

Zac Tillman
5-Sr., C, 6-10, 280
Yeadon, PA



44

Sam Ibiezugbe
So., C, 6-11, 245
Simsbury, CT

2017-18 COACHING STAFF



King Rice
Head Coach
Seventh Season
North Carolina, 1992



Rick Callahan
Assistant Coach
Seventh Season
Salem College, 1980




Duane Woodward
Assistant Coach
Fourth Season
Boston College, 1998



Jamal Meeks
Assistant Coach
Third Season
Indiana, 1992



Anthony Molisso
Director of Operations
First Season
East Carolina, 2015



Brian Stafman
Special Asst. to Head Coach
First Season
Syracuse, 2012

MONMOUTH NOTES

HITTING FROM DEEP

Monmouth set a season high for three pointers made against Niagara, knocking down 12 shots from beyond the arc. The 12 triples came from four different players, all of whom made multiple shots from downtown.

MARTIN NETS A CAREER-HIGH

Melik Martin broke out for 17 points in his second career start against Niagara, and made multiple threes for the first time in his career and finishing 3-4 from beyond the arc. Martin's six rebounds were two shy of a career high that he set in his first career game vs. Bucknell.

ACCURATE FROM LOUIE

Louie Pillari was 6-9 and 4-6 from deep, knocking in both his free throws in finishing with 18 points against Niagara. He has now scored in double figures six times this season.

A BIG WEEKEND FOR BIG ZAC

Zac Tillman exploded against Fairfield, registering a career-best 18 points in just 20 minutes and going a perfect 10-10 from the foul line. Tillman's previous career-high of 17 came against Marist as a true freshman, over four full years ago. He continued that with 12 points and four rebounds in 18 minutes against Niagara.

SOLID FOUL SHOOTING

In three of the last five games, Monmouth has had a player go perfect from the foul line in eight or more attempts. Against Siena, Austin Tilghman was 8-for-8 before going 11-for-11 against Marist. In the home game against Fairfield, Zac Tillman set a career high with 10 made free throws, going 10-of-10 from the stripe.

TIGHT LOSSES

Monmouth has lost seven games by one possession or less, including three one-point losses this season. The Hawks have dropped five league games (at Quinnipiac, at Niagara, vs. Iona, vs. Fairfield, vs. Niagara) by a total of 10 points combined.

DOUBLE-DOUBLE MACHINE... AT GUARD

Austin Tilghman has now totaled four double-doubles, the most on Monmouth and fourth most in the MAAC. Tilghman posted double-doubles in consecutive games for the first time in his career and has posted the second most such games in the league for a guard, behind only Niagara's Matt Scott, who has seven. Tilghman nearly made it three in a row, finishing with 14 points and nine assists against Fairfield. The last time two Hawks posted the stat in consecutive games came on last year's Buffalo trip, when Justin Robinson did it with 21 points and 11 assists at Niagara before Chris Brady went for 22 points and 10 boards vs. Canisius. Deon Jones was the last individual Hawk to post back-to-back double-double, doing so on 1/16/14 at Quinnipiac (16 pts., 11 rebs.) and 1/19/14 vs. Canisius (20 pts., 11 rebs.).

SWEEPING PLAYERS OF THE WEEK

Monmouth swept the league's weekly honors for the second time since joining the MAAC in 2013, with Austin Tilghman being named Player of the Week and Deion Hammond Rookie of the Week last Monday. The last pair of players to sweep the awards were Justin Robinson and Micah Seaborn on 11/30/15 after MU came off a third-place finish at the AdvoCare Invitational, posting high-major wins over #17 Notre Dame and USC. Tilghman posted his third double-double of the season and scored a career-high 24 points Saturday at Nassau Coliseum against Marist, leading Monmouth in four major categories for the day including points, rebounds (12), assists (6) and steals (3). He preceded that with 20 points against Siena, and shot 54.5% from the field and a perfect 19-of-19 from the free throw line on the week. In the two games, Tilghman was just shy of averaging a double-double, and posted a line for the week of 22 points, 9.5 rebounds, 4.5 assists and two steals per game. The point guard was on the floor for 74 of a possible 80 minutes. Hammond continued his strong freshman season with another pair of double-figure performances, netting a career-best 24 points with five triples Saturday vs. Marist at Nassau Coliseum. He scored 17 points against Siena on Thursday night while averaging three rebounds per game on the week. Hammond's five threes vs. Marist notched a career-best, as did his nine made field goals against the Red Foxes.

SALNAVE'S STRETCH

Redshirt freshman guard Ray Salnave is averaging 13.2 points per game over his last five contests, going into double-digits in four of the games. He topped a career-high with 19 points at Rider, and netted 15 points vs. Marist and 16 points, all in the first half against Iona. Salnave is shooting over 42% during that time, and over 76% from the free throw line while averaging more than four rebounds, two assists and a steal per game.

IN CONFERENCE PLAY...

- Austin Tilghman is averaging 14.3 points, 7.5 rebounds and 6.6 assists per game.
- Deion Hammond is Monmouth's second-leading scorer at 12.9 points per game.
- Monmouth has started the same lineup in seven of the 11 games (Tilghman, Hammond, Salnave, Traore, Quinn).
- MU is outshooting opponents 46.7% to 43.3%.
- Tilghman and Hammond are the only Hawks averaging over 26 minutes per game.
- 12 Hawks are averaging over 9.7 minutes per contest.

MONMOUTH NOTES

APPROACHING MILESTONES

- Tonight's game is Austin Tilghman's 126th career contest, putting him fifth all time.
- Zac Tillman is now one shy of eighth all time behind Dejan Delic with 122 games played.
- Tilghman is 12th all-time in single-season assists with 131, one back of Justin Robinson (2015-16).
- Tilghman's 268 career assists are 13th, three short of William Lewis.
- Tilghman has grabbed 411 rebounds, 18th all time and one short of Whitney Coleman in 17th.
- Tilghman's 102 steals are tied for 21st, two short of the top-20 and Giedrius Aidieta.
- Micah Seaborn's 1,089 points mark him 17th all time, seven short of Jack Gordon in 17th.
- Seaborn's 163 three pointers are 10th all-time, six shy of Andrew Nicholas in ninth.

SCORING 90

In the win over Marist, Monmouth scored over 90 points in regulation for the first time this season, having previously scored 96 in a four-overtime loss to Penn on 11/25. Four Hawks worked into double figures and eight Hawks scored in the game as MU got to 91 in the 40 minute game. MU then hit 91 points vs. Niagara, with five hitting double digits.

HAMMOND EXPLODES AT NASSAU

Freshman Deion Hammond netted a career-high 24 points against Marist, hitting five threes and nine shots overall in Monmouth's win. The guard hit some critical shots down the stretch, including a three with no time remaining on the shot clock.

STIFLING DEFENSE

In the win over Siena, Monmouth allowed just 56 Siena points, the lowest for an MU opponent this season. Siena's 16 made field goals was a season low for MU defensively, and Siena shot 32.7%, the lowest output from a Hawks opponent this year. It marked the first time MU held an opponent under 60 points since Niagara scored 59 in last year's MAAC quarterfinals on March 3, 2017.

QUINN WORKING INSIDE

Diago Quinn put together three consecutive strong performances prior to the Iona game, having scored in double figures in three games in a row for the first time in his career. On the Buffalo trip, Quinn was effective posting the first double-double of his career at Niagara. His 14 rebounds vs. the Purple Eagles is tied for the most for a Hawk this season (Tilghman at Yale, 12/22) and second most of his career (2/28/16, 16 boards vs. Niagara). He netted 15 points against Canisius on 4-7 shooting, also collecting five boards. Previously, he erupted for a career-high 19 points on 6-7 shooting and 7-8 from the foul line against Manhattan, also grabbing six rebounds. He has worked into double digits seven times this year, and is the only Hawk to start every game.

LOUIE HEATS UP IN WESTERN NY

Louie Pillari averaged 18.5 points per game on the Western New York swing, scoring 18 points against Canisius after putting home 19 at Niagara. He was nearly perfect at Canisius, shooting 6-for-7 and 4-of-5 from deep, along with making both of his foul shots. For the weekend, Pillari shot 52.4% from the floor and 57.1% from beyond the arc, as well as a perfect 7-for-7 from the foul line.

BACK TO THE 732

Monmouth has had success at the OceanFirst Bank Center this season, winning four times with victories over Bucknell, Albany, Manhattan and Siena. Of the five losses, one came in the closing seconds vs. Hofstra and the other was a four-overtime defeat to Penn before falling in the final minute to Iona. MU then was defeated in the final seconds vs. Fairfield. Micah Seaborn is averaging 16.5 points per game at home and shooting 50% from the field and 62.5% from three, while Austin Tilghman, Ray Salnave and Deion Hammond all score in double digits in West Long Branch. Diago Quinn is scoring at 9.7 points per game in his home arena, and Zac Tillman scores at 7.3 points per night.

TILGHMAN POSTS A TRIPLE-DOUBLE

Monmouth guard Austin Tilghman posted the second triple-double in program history at Yale, scoring 11 points to go along with 15 assists and 14 rebounds. He is the first guard in school history to post a triple-double, joining former center John Bunch as the only Hawks to accomplish the feat. Bunch went for 11 points, 11 rebounds and 10 blocks against St. Francis (NY) on 2/3/07 at Boylan Gym. 11 other players have posted a triple-double across the nation this year, including Canisius' Isaiah Reese. Tilghman was named MAAC Player of the Week after his triple-double at Yale, his first career Player of the Week honor and the first MAAC award given to a Hawk this season.

MIXING UP THE STARTING FIVE

MU has seen 10 different starting lineups in the first 22 games of the season, with 11 different players earning a spot on the floor to start a game to this point. On Monmouth's roster, 12 players have earned a start at some point in their career, 11 of them this season in addition to Zac Tillman, who has totaled 67 starts in his Monmouth career. George Papas picked up his first career start against Hofstra, while Melik Martin became the fifth freshman to start this season against Fairfield. Only two players on the roster have never started a game in the Blue and White (D. Pillari, Ibiezugbe).

HEAD COACH KING RICE • North Carolina, 1992 • 7th Season • 113-108 Overall • MAAC: 56-35



King Rice enters his seventh season on the Monmouth sideline in 2017-18, coming off a 55-15 record across the last two seasons and back-to-back MAAC Coach of the Year honors. Rice comes off a MAAC record 18 league triumphs and set school records in regular season wins with 26 and consecutive victories with 17.

With his second straight conference Coach of the Year honor, Rice became just the third coach in MAAC history to repeat and the second to do it outright, joining former Iona coach Tim Welsh and ex-LaSalle head man Speedy Morris. Rice secured a second consecutive regular season title and the top seed in the MAAC Tournament, coaching the Hawks to a National Invitation Tournament for the second time. He also earned his second straight NABC District I Coach of the Year accolade, the first MU coach to do so.

Rice mentored Justin Robinson to a second straight MAAC Player of the Year and third All-MAAC First Team, as well as being named the Lou Henson National Mid-Major Player of the Year. Robinson graduated as the school's all-time leading scorer at the Division I level and became the second 2,000-point scorer in MU history.

He also coached his second MAAC Sixth Man of the Year in three years in guard Austin Tilghman, and a second straight all-league selection for Micah Seaborn, who was named First Team. MU won 17 straight games, including 16 straight to end the regular season, not losing after January 2. He secured a comeback win at Memphis in December, as well as a win over eventual Ivy champion Princeton at home.

In seven years in West Long Branch, Rice has now graduated 21 of 21 seniors after seven completed their degrees in May 2017. Following the season, Monmouth men's basketball was one of 44 programs recognized across the nation in men's hoops for its multiyear Academic Progress Rate (APR) and received the NCAA's APR Public Recognition Award. Monmouth was the only school in the Metro Atlantic Athletic Conference as well as one of just three teams in the state of New Jersey. Rice's team has earned this recognition in back-to-back seasons.

In 2015-16, leading the Hawks to a program best 28 wins and a top seed in the National Invitation Tournament, as well as wins over five high-major programs. He coached the Hawks to the MAAC regular season title with a 17-3 league mark, collecting MAAC Coach of the Year honors in addition to being named John McLendon National Coach of the Year. Rice picked up ECAC and NABC District I Coach of the Year accolades as well, while being named a finalist for the Ben Jobe Award.

Rice posted 17 league victories, including an 11-2 mark at home and a nation-leading 13 road tallies and 17 wins away from home, including neutral site wins. He secured Monmouth's first regular season title in 11 years and the top seed in the conference tournament while knocking off the program's first-ever ranked opponent in No. 17 Notre Dame on Thanksgiving night as well as wins at UCLA, Georgetown and Rutgers and a neutral site victory over Southern California. The Blue and White also notched its first national postseason win since 2006 and the first ever at home, topping Bucknell in the opening round of the NIT.

In his fifth season in West Long Branch, Rice mentored MAAC Player of the Year Justin Robinson and league Rookie of the Year Micah Seaborn, both of whom were all-conference selections along with senior Deon Jones. Robinson earned multiple national awards while setting the single-season scoring record under Rice's tutelage.

Rice, who was named a finalist for the 2015 Ben Jobe National Coach of the Year Award, led the Hawks to an 18-15 overall record in 2014-15 and a 13-7 mark in Metro Atlantic Athletic Conference action, which resulted in the No. 4 seed in the league postseason. The Hawks, who advanced to the conference semifinals in just their second season in the league, put a pair of guards on all-conference teams and held 26 of their opponents to 70 points or less.

Rice was named the head men's basketball coach at Monmouth University on March 30, 2011, and became the fifth head coach in the history of the Monmouth men's basketball program.

A native of Binghamton, N.Y. and a 1992 graduate of North Carolina, Rice had 13 seasons of experience in the collegiate coaching ranks, 10 of which came with current Pittsburgh head coach Kevin Stallings. For the previous five seasons before joining the Hawks, Rice was an assistant coach at Vanderbilt under Stallings, where the Commodores made the NCAA Tournament four of those years out of the Southeastern Conference.

Rice served as an assistant to Stallings for five seasons at Illinois State from 1994-98, helping the Redbirds advance to postseason play four times, including two appearances in the NCAA Tournament. Rice helped spearhead recruiting efforts and was noted for his solid relationships with players.

Prior to his stint in Normal, Ill., Rice began his coaching career as an assistant on Jerry Green's Oregon staff during the 1993 campaign. Following his five seasons with Stallings at Illinois State, Rice was an assistant for two years (1999-2000) at Providence under Tim Welsh.

As a point guard at North Carolina from 1988-91, Rice played for legendary coach Dean Smith, helping the Tar Heels to a 29-6 overall mark and appearance at the 1991 NCAA Final Four. He finished his career ranked third on the Tar Heels' all-time assist list with 629, and that mark ranks 11th all-time in Atlantic Coast Conference annals. Rice, who was a team captain in 1990-91 alongside Pete Chilcutt and Rick Fox, earned North Carolina's Carmichael-Cobb Award (team's outstanding defensive player) as a junior, and as a senior was tabbed the Foy Roberson Award recipient as the team's Most Inspirational Player.

Rice, who played in 140 career games for the Tar Heels and once had 13 assists in a single-game versus Kentucky, earned his bachelor's degree in communications from North Carolina in 1992.

Rice also served as head coach of the Bahamian National team for three seasons from 2001-2004.

PROFESSIONAL COACHING EXPERIENCE

2011-Present: Head Coach, Monmouth University (West Long Branch, N.J.)

2006-2011: Assistant Coach, Vanderbilt University (Nashville, Tenn.)

2001-2004: Head Coach, Bahamian National Team

1999-2000: Assistant Coach, Providence College (Providence, R.I.)

1993-1998: Assistant Coach, Illinois State University (Normal, Ill.)

1992-1993: Assistant Coach, University of Oregon (Eugene, Ore.)

NCAA POSTSEASON APPEARANCES

As an assistant coach (8):

NCAA (Illinois State 1997, 1998, Vanderbilt 2007, 2008, 2010, 2011)

NIT (Illinois State 1995, 1996)

As a player (4):

NCAA Tournament Sweet 16 (North Carolina 1988, 1989, 1990, 1991 [Final Four])

ACC Tournament Championship Teams (1989, 1991)

As a head coach (2):

NIT (Monmouth, 2016, 2017)

Rice Year-by-Year

Year	Overall	Conf.	Notes
2011-12	12-20	10-8	NEC Tournament
2012-13	10-21	5-13	
2013-14	11-21	5-15	MAAC Tournament
2014-15	18-15	13-7	MAAC Tournament semis
2015-16	28-8	17-3	MAAC Reg. Season title
2016-17	27-7	18-2	MAAC Reg. Season title
2017-18	7-16	3-8	
Career Record: 113-108 (7th season)			
Career MAAC Record: 56-35 (5th season)			

Rice All-Time Opponents

Albany	1-1
Army West Point	1-1
Bethune-Cookman	1-0
Binghamton	2-0
Brown	0-1
Bryant	1-1
Bucknell	2-0
Canisius	7-3
Central Connecticut	2-1
Cornell	2-0
Dayton	0-1
Drexel	2-0
Fairfield	8-2
Fairleigh Dickinson	4-0
Fordham	2-2
George Mason	0-1
George Washington	0-1
Georgetown	1-0
Georgia State	0-1
Harvard	0-1
Hofstra	2-1
Holy Cross	1-0
Iona	4-7
Kentucky	0-1
Lafayette	1-1
Lehigh	1-0
LIU Brooklyn	1-3
Manhattan	4-5
Marist	7-2
Maryland	0-2
Memphis	1-0
Mississippi Valley State	1-0
Mount St. Mary's	2-2
Navy	1-1
Niagara	9-2
North Carolina	0-2
North Carolina A&T	1-0
Notre Dame	1-1
Ole Miss	0-1
Penn	1-1
Penn State	0-1
Princeton	1-1
Quinnipiac	4-7
Rider	5-8
Robert Morris	0-5
Rutgers	1-2
Sacred Heart	1-1
Saint Francis	2-2
Saint Peter's	4-5
Seton Hall	0-2
Siena	8-2
SMU	0-1
South Alabama	1-0
South Carolina	0-1
South Carolina State	1-0
St. Francis Brooklyn	4-2
St. John's	0-1
Syracuse	0-2
Tennessee State	1-0
Towson	0-1
UCLA	1-0
UConn	0-1
UNC Asheville	0-1
USC	1-1
Vanderbilt	0-1
Villanova	0-2
Virginia	0-1
Virginia Tech	0-1
Wagner	3-5
West Virginia	0-1
Yale	1-0
ALL-TIME	113-108

MONMOUTH HIGHS AND LOWS

		Monmouth	Opponents
Points 1st Half	High Low	49 vs. Fairfield (2/2/18) 21 at Virginia (11/19/17)	54, Kentucky (12/9/17) 28, twice; last Yale (12/22/17)
Points 2nd Half	High Low	52, twice; last at Rider (1/29/18) 24 at UNC Asheville (11/22/17)	55, Hofstra (12/6/17) 19, Penn (11/25/17)
Total Points	High Low	96 vs. Penn (11/25/17) 51 at UNC Asheville (11/22/17)	101, Penn (11/25/17) 56, Siena (1/25/18)
FG Made	High Low	34 vs. Hofstra (12/6/17) 16 at Virginia (11/19/17)	31, twice; last Niagara (2/4/18) 16, Siena (1/25/18)
FG Attempted	High Low	74 vs. Penn (11/25/17) 43 at Seton Hall (11/12/17)	77, Penn (11/25/17) 49, Siena (1/25/18)
FG Percentage	High Low	58.6 vs. Hofstra (12/6/17) 32.7 at Virginia (11/22/17)	53.4, Kentucky (12/9/17) 32.7, Siena (1/25/18)
3-Pt. FG Made	High Low	12 vs. Niagara (2/4/18) 4, four times; last at Rider (1/29/18)	14, Canisius (1/14/18) 3, Albany (11/27/17)
3-Pt. FG Att.	High Low	29 vs. Kentucky (12/6/17) 11 vs. Manhattan (1/5/18)	35, twice; last Marist (1/27/18) 11, Albany (11/27/17)
3-Pt. FG Pct.	High Low	62.5 at Yale (12/22/17) 21.1 at Rider (1/29/18)	54.2, Hofstra (12/6/17) 25.9, Yale (12/22/17)
FT Made	High Low	24, twice; last vs. Penn (11/25/17) 8 vs. Hofstra (12/6/17)	32, Canisius (1/14/18) 7, Bucknell (11/10/17)
FT Attempted	High Low	51 vs. Penn (11/25/17) 12 at UNC Asheville (11/22/17)	50, Penn (11/25/17) 11, Princeton (12/12/17)
FT Percentage	High Low	94.4 at Yale (12/22/17) 47.1, twice; last vs. Hofstra (12/6/17)	93.3, Marist (1/27/18) 41.2, Bucknell (11/10/17)
Off. Rebounds	High Low	17 vs. Niagara (2/4/18) 4 at Yale (12/22/17)	19, twice; last Penn (11/25/17) 5, Princeton (12/12/17)
Def. Rebounds	High Low	41 at Lehigh (11/14/17) 18, twice; last vs. Kentucky (12/9/17)	37, Virginia (11/25/17) 18, twice; last Manhattan (1/5/18)
Total Rebounds	High Low	53 at Lehigh (11/14/17) 28, twice; last at Saint Peter's (12/31/17)	56, Penn (11/25/17) 24, Lehigh (11/14/17)
Assists	High	20 vs. Kentucky (12/9/17)	20, three times; last Canisius (1/14/18)
Blocked Shots	High	6 at Saint Peter's (12/31/17)	8, Kentucky (12/9/17)
Steals	High	12 vs. Manhattan (1/5/18)	13, UNC Asheville (11/22/17)
Turnovers	High Low	27 at Lehigh (11/14/17) 8, twice; last vs. Siena (1/25/18)	19, twice; last Kentucky (12/9/17) 8, two times; last Virginia (11/19/17)

MONMOUTH INDIVIDUAL HIGHS/LOWS

Individual Highs

Points
Points by a Non-Starter
Field Goals Made
Field Goals Attempted
Free Throws Made
Free Throws Attempted
Free Throw Pct. (min 6)
3-Pt. FG Made
3-Pt. FG Attempted
Rebounds
Blocked Shots
Assists
Steals

Monmouth

27, Micah Seaborn at UConn (12/2/17)
23, Micah Seaborn vs. Hofstra (12/6/17)
10, Micah Seaborn at UConn (12/2/17)
17, Micah Seaborn at UConn (12/2/17)
11, Austin Tilghman vs. Marist (1/27/18)
13, Micah Seaborn vs. Bucknell (11/10/17)
100.0 (11-11), Austin Tilghman vs. Marist (1/27/18)
5, four times; last Deion Hammond vs. Marist (1/27/18)
11, Deion Hammond vs. Kentucky (12/9/17)
14, twice; last Diago Quinn at Niagara (1/12/18)
2, eight times; last Deion Hammond vs. Marist (1/27/18)
15, Austin Tilghman at Yale (12/22/17)
5, Austin Tilghman vs. Manhattan (1/5/18)

Opponents

37, Kahlil Dukes, Niagara (2/4/18)
24, Brian Parker, Marist (1/27/18)
13, Jalen Adams, UConn (12/2/17)
23, Zach Thomas, Bucknell (11/10/17)
11, twice; last Takal Molson, Canisius (1/14/18)
16, Takal Molson, Canisius (1/14/18)
100.0 (10-10), Kahlil Dukes, Niagara (2/4/18)
7, Jordan Allen, Rider (1/29/18)
13, Jordan Allen, Rider (1/29/18)
16, Zach Thomas, Bucknell (11/10/17)
4, twice; last Dominic Robb, Niagara (1/12/18)
11, Rich Kelly, Quinnipiac (12/28/17)
6, Kahron Ross, Lehigh (11/14/17)

MONMOUTH STARTING LINEUPS

DATE	OPPONENT	RESULT	GUARD	GUARD	GUARD	FORWARD	CENTER
11.10	Bucknell	W, 79-78	Salnave	Seaborn	L. Pillari	Sarr	Quinn
11.12	at Seton Hall	L, 65-75	Tilghman	Seaborn	L. Pillari	Sarr	Quinn
11.14	at Lehigh	W, 80-72	Tilghman	Seaborn	L. Pillari	Sarr	Quinn
11.19	at Virginia	L, 53-73	Tilghman	Seaborn	L. Pillari	Traore	Quinn
11.22	at UNC Asheville	L, 51-62	Tilghman	Hammond	McClary	Traore	Quinn
11.25	Penn	L, 96-101 (4OT)	Tilghman	Hammond	L. Pillari	Traore	Quinn
11.27	Albany	W, 81-73	Tilghman	Hammond	Salnave	Traore	Quinn
12.02	at UConn	L, 84-81 (OT)	Tilghman	Seaborn	Salnave	Traore	Quinn
12.06	Hofstra	L, 84-85	Papas	Hammond	L. Pillari	Traore	Quinn
12.09	vs. Kentucky	L, 76-93	Tilghman	Seaborn	Salnave	Traore	Quinn
12.12	at Princeton	L, 58-69	Tilghman	Seaborn	Hammond	Traore	Quinn
12.22	at Yale	W, 85-64	Tilghman	Hammond	L. Pillari	Traore	Quinn
12.28	at Quinnipiac	L, 76-78	Tilghman	Seaborn	Hammond	Traore	Quinn
12.31	at Saint Peter's	L, 64-77	Tilghman	Seaborn	Hammond	Traore	Quinn
01.05	Manhattan	W, 77-66	Tilghman	Hammond	Salnave	Traore	Quinn
01.12	at Niagara	L, 77-78	Tilghman	Hammond	Salnave	Traore	Quinn
01.14	at Canisius	L, 79-94	Tilghman	Hammond	Salnave	Traore	Quinn
01.19	Iona	L, 73-76	Tilghman	Hammond	Salnave	Traore	Quinn
01.25	Siena	W, 67-56	Tilghman	Hammond	Salnave	Traore	Quinn
01.27	vs. Marist	W, 91-78	Tilghman	Hammond	Salnave	Traore	Quinn
01.29	at Rider	L, 85-92	Tilghman	Hammond	Salnave	Traore	Quinn
02.02	Fairfield	L, 78-79	Tilghman	Hammond	Salnave	Martin	Quinn
02.04	Niagara	L, 91-96	Tilghman	Hammond	Salnave	Martin	Quinn

Monmouth's 2017-18 Record When...

Plays at home	4-5	Plays in November	3-4
Plays on the road	2-10	Plays in December	1-6
Plays at neutral site	1-1	Plays in January	3-4
Games following win	1-6	Plays in February	0-2
Games following loss	5-10	Plays in March	0-0
Leads at half	4-5	Plays during the day	1-7
Trails at half	2-10	Plays at night	6-9
Tied at half	1-1	Plays on Sunday	0-5
Overtime games	0-2	Plays on Monday	1-1
Shoots 50% or higher	5-2	Plays on Tuesday	1-1
Shoots less than 50%	2-14	Plays on Wednesday	0-2
Opp. shoots 50% or less	7-14	Plays on Thursday	1-1
Shoots better than opp	7-7	Plays on Friday	3-3
Shoots worse than opp	0-9	Plays on Saturday	1-3
Outrebounds opponent	4-7	Margin is 5 pts or less	1-8
Is outrebounded	3-9	Margin is 10 pts or less	2-2
Has equal rebounds	0-0	Margin is between 11-20	3-6
More TOs	3-12	Margin is more than 20	1-0
Equal or less TOs than opp	4-4	Has a 20+ scorer	4-3
Equal or more bench pts	4-13	Scores 59 points or less	0-3
Less bench pts	3-3	Scores 60+ points	7-13
Makes 5+ 3-Pt. Shots	5-14	Scores 70+ points	6-11
No MU player fouls out	6-11	Scores 80+ points	4-5
1+ MU player fouls out	1-5	Scores 90+ points	1-1
Has 15+ assists	3-5	Scores 100+ points	0-0

Monmouth Media Services

In-Season Interview Policy: Requests for Coach Rice and Monmouth players must be made at least 24 hours in advance. All interviews must be coordinated through the Monmouth Office of Athletics Communications.

Practice: Practices are open to accredited members of the media with prior arrangements through the Office of Communications. Shooting of video and still photos is limited to the first 20 minutes of each practice unless other arrangements are made through Athletics Communications. Monmouth players are unavailable on gamedays until the post-game press conference.

Post-Game Press Conference: Post-game press conferences begin approximately 10 minutes after the conclusion of each game. A member of the Monmouth Athletics Communications staff will escort Monmouth head coach King Rice and requested players to the media room in the OceanFirst Bank Center. The opposing coach and players (if requested) will also be brought to the media room after Coach Rice.

Media Credentials: Arrangements for media credentials for Monmouth home basketball games must be made through the Monmouth Athletics Communications office. Requests by accredited media members should be submitted through Gary Kowal. Credentials must be requested at least 48 hours prior to requested game.

Social Media: Monmouth Basketball is active on Twitter (@MonmouthBBall), Facebook (Monmouth Basketball), Instagram (@MonmouthMensBball), Snapchat (MUHawks), and YouTube (YouTube.com/MonmouthHawks). Use the hashtag #FlyHawks for social interaction.

Contact: Gary Kowal, Monmouth Athletics Communications
E-mail: gkowal@monmouth.edu **Cell:** 732-861-0741

THE HOME OF THE HAWKS

Prior to the 2016-17 season, the arena formerly known as The MAC was renamed the OceanFirst Bank Center thanks to a naming rights deal with OceanFirst Bank. MU Basketball enters its eighth season in the building after playing previously in Boylan Gymnasium. Monmouth University ushered in a new era in the school's history with the completion and opening of the long anticipated arena in the Fall of 2009. It not only serves the school's 23 Division I Athletics programs, but is also a key asset for the entire University community. The facility features classroom and seminar space and a conference center that can be used for meetings, or be partitioned and used for study hall, clinics or workshops. The gym, which features a state-of-the-art fitness center, is also the location of the Leon Hess Champions' Hall, Monmouth Athletics Hall of Fame and Varsity Club, which will be used for hospitality for Blue/White Club members. Student lounges and study areas with complete wireless Internet access are also available.


The OceanFirst Bank Center, which is connected to Boylan Gym and the Steadman Natatorium, is 153,200 square feet of space for students and the community to utilize in many different capacities. It's most prominent feature is the 4,000 seat arena, which is the nest for the Monmouth men's and women's basketball programs. The arena also features a six-lane, 200-meter indoor track, which can be used for training and competition all year long. A fitness center with state-of-the-art strength and cardiovascular equipment is also housed here.

The arena provides varsity athletes & coaches with meeting facilities, locker rooms, practice and competition facilities & expanded and upgraded amenities. The University Bookstore was also relocated from the Stafford Student Center, which will improve accessibility for commuting students, and the additional square footage will enable the stocking of a greater variety of merchandise.

In the summer of 2011, with funds raised through private donations, Monmouth's varsity athletics weight room was given a \$200,000 overhaul.

Renovations, which began in June and were funded entirely by the generous donations of Monmouth supporters, included a brand new Mondo floor, replaced HVAC system, new lights and a fresh paint job. The aesthetics of the room were improved with MU branded wall decorations.






RAY SALNAVE

R-Freshman • Guard • 6-3 • 205
Elmont, NY • Benjamin N. Cardozo

	2017-18	Career
Games Played	22	22
Games Started	13	13
Double-Doubles	0	0
Double-Digit Scoring Games	8	8
20-Point Scoring Games	0	0



PIERRE SARR

Junior • Forward • 6-8 • 195
Dakar, Senegal • Roselle Catholic

	2017-18	Career
Games Played	18	74
Games Started	3	7
Double-Doubles	0	0
Double-Digit Scoring Games	0	1
20-Point Scoring Games	0	0

Salnave's Career-Highs

Points	19 at Rider, 1/29/18
Rebounds	8 vs. Penn, 11/25/17
Assists	5 vs. Kentucky, 12/9/17
Blocks	2 at Saint Peter's, 12/31/17
Steals	3 • two times • last vs. Kentucky, 12/9/17
Minutes	39 vs. Penn, 11/25/17
FGM	6 vs. Fairfield, 2/2/18
3FGM	2 • six times • last vs. Niagara, 2/4/18
FTs	8 at Rider, 1/29/18

2017-18 Game-by-Game

	FG	3FG	FT	REB	PF	TP	A	TO	B	S	Min
vs. Bucknell	* 1-4	0-1	4-4	0-1-1	2	6	0	1	1	0	19
at Seton Hall	2-4	0-0	3-3	0-3-3	4	7	0	2	0	1	14
at Lehigh	3-7	0-2	4-6	0-4-4	4	10	2	5	0	0	16
at Virginia	1-2	0-0	5-8	0-0-0	2	7	1	2	0	0	11
at UNC Asheville	1-6	1-3	2-3	0-3-3	4	5	1	2	0	1	15
vs. Penn	4-13	2-5	4-12	3-5-8	5	14	1	1	0	1	39
vs. Albany	* 5-8	2-5	6-7	0-1-1	2	18	1	1	1	3	25
at UConn	* 2-6	1-2	0-0	0-0-0	4	5	0	2	0	0	21
vs. Hofstra	1-3	0-0	0-0	0-3-3	0	2	0	0	0	1	14
vs. Kentucky	* 2-9	0-2	3-4	0-3-3	3	7	5	2	0	3	19
at Princeton	1-4	0-1	4-4	2-3-5	3	6	0	4	0	2	17
at Yale				DNP							
at Quinnipiac	1-4	0-2	0-0	0-2-2	1	2	2	0	0	1	12
at Saint Peter's	2-3	2-3	3-4	0-6-6	4	9	1	3	2	0	24
vs. Manhattan	* 3-4	0-1	3-4	0-3-3	3	9	1	4	0	2	14
at Niagara	* 2-5	0-0	2-4	1-1-2	4	6	3	5	0	1	21
at Canisius	* 2-6	0-2	3-4	0-3-3	5	7	3	1	0	1	21
vs. Iona	* 5-6	2-2	4-6	1-1-2	3	16	3	4	0	2	30
vs. Siena	* 0-7	0-2	4-4	1-1-2	3	4	2	1	0	0	26
vs. Marist	* 5-10	0-1	5-6	2-4-6	0	15	3	2	0	1	25
at Rider	* 5-13	1-6	8-10	0-5-5	4	19	0	4	0	2	29
vs. Fairfield	* 6-13	2-5	2-4	0-6-6	3	16	1	4	0	1	27
vs. Niagara	* 4-7	2-2	2-2	0-5-5	5	12	3	3	0	1	22

Sarr's Career-Highs

Points	16 at Niagara, 1/14/17
Rebounds	11 vs. Cornell, 11/22/16
Assists	2 • two times • last vs. Manhattan, 1/5/18
Blocks	2 at UNC Asheville, 11/22/17
Steals	2 • five times • last vs. Manhattan, 1/5/18
Minutes	23 vs. Army, 12/10/16
FGM	5 at Niagara, 1/14/17
3FGM	1 • 11 times • last vs. Fairfield, 2/2/18
FTs	5 • two times • last at Niagara, 1/14/17

2017-18 Game-by-Game

	FG	3FG	FT	REB	PF	TP	A	TO	B	S	Min
vs. Bucknell	* 2-3	1-2	0-0	0-1-1	3	5	0	0	0	2	12
at Seton Hall	* 1-2	0-1	0-0	2-2-4	1	2	0	1	1	0	13
at Lehigh	* 1-3	0-1	2-4	1-4-5	1	4	0	3	0	0	15
at Virginia	0-0	0-0	0-0	0-0-0	1	0	0	0	0	0	0+
at UNC Asheville	2-4	1-2	0-0	0-3-3	1	5	1	2	2	0	12
vs. Penn	0-0	0-0	1-2	0-1-1	1	1	0	1	0	0	5
vs. Albany	1-2	0-0	0-0	0-1-1	1	2	1	0	0	0	4
at UConn				DNP							
vs. Hofstra				DNP							
vs. Kentucky	1-1	1-1	1-2	3-1-4	2	4	2	2	0	0	9
at Princeton				DNP							
at Yale	1-2	0-0	0-0	0-3-3	1	2	0	0	0	0	8
at Quinnipiac	1-1	1-1	3-4	1-1-2	0	6	1	0	1	2	7
at Saint Peter's	0-1	0-1	0-0	0-4-4	2	0	1	1	0	0	11
vs. Manhattan	4-5	0-0	1-3	3-6-9	2	9	2	1	0	2	21
at Niagara	2-6	1-1	2-3	0-7-7	2	7	0	0	0	0	17
at Canisius	0-0	0-0	0-0	0-0	2	0	0	0	0	0	5
vs. Iona	0-0	0-0	0-0	0-0	0	0	0	0	0	0	0+
vs. Siena				DNP							
vs. Marist				DNP							
at Rider	0-0	0-0	0-0	0-3-3	2	0	0	3	0	1	6
vs. Fairfield	1-3	1-1	4-4	1-1-2	4	7	1	1	1	1	18
vs. Niagara	1-3	0-1	0-0	1-2-3	2	2	0	0	0	0	12



MELIK MARTIN

Freshman • Forward • 6-6 • 200
York, PA • York Catholic

	2017-18	Career
Games Played	23	23
Games Started	2	2
Double-Doubles	0	0
Double-Digit Scoring Games	3	3
20-Point Scoring Games	0	0

2

Martin's Career-Highs

Points	17 vs. Niagara, 2/4/18
Rebounds	8 vs. Bucknell, 11/10/17
Assists	2 • three times • last vs. Fairfield, 2/2/18
Blocks	2 vs. Iona, 1/19/18
Steals	2 vs. Penn, 11/25/17
Minutes	50 vs. Penn, 11/25/17
FGM	5 • two times • last vs. Niagara, 2/4/18
3FGM	3 vs. Niagara, 2/4/18
FTs	4 vs. Niagara, 2/4/18

2017-18 Game-by-Game

	FG	3FG	FT	REB	PF	TP	A	TO	B	S	Min
vs. Bucknell	0-0	0-0	0-0	0-8-8	4	0	0	0	1	0	18
at Seton Hall	1-2	1-2	0-0	0-3-3	1	3	1	1	1	1	19
at Lehigh	2-3	0-0	2-4	1-3-4	4	6	0	2	0	0	16
at Virginia	0-2	0-1	0-0	0-1-1	1	0	0	0	0	0	14
at UNC Asheville	0-1	0-0	2-2	0-4-4	2	2	0	4	0	1	13
vs. Penn	5-7	1-2	2-5	1-4-5	3	13	1	3	0	2	50
vs. Albany	0-0	0-0	0-0	0-1-1	3	0	1	0	0	0	10
at UConn	1-1	0-0	1-2	0-1-1	2	3	0	1	0	0	10
vs. Hofstra	2-3	1-1	0-0	1-2-3	1	5	1	2	0	1	17
vs. Kentucky	0-2	0-0	0-0	3-1-4	2	0	1	0	1	1	16
at Princeton	0-1	0-1	0-0	0-2-2	2	0	0	0	0	1	8
at Yale	0-0	0-0	0-0	0-1-1	1	0	0	1	0	0	7
at Quinnipiac	0-3	0-2	0-0	0-3-3	1	0	2	0	0	0	16
at Saint Peter's	0-2	0-1	0-0	0-0-0	0	0	0	0	0	0	7
vs. Manhattan	0-0	0-0	0-0	0-0-0	0	0	0	1	0	0	3
at Niagara	1-3	1-2	0-0	1-1-2	1	3	1	1	0	1	9
at Canisius	1-4	0-1	0-0	0-1-1	3	2	1	2	0	1	17
vs. Iona	4-6	1-2	3-3	1-3-4	2	12	2	0	2	1	20
vs. Siena	1-2	0-0	0-1	1-1-2	1	2	1	1	0	0	14
vs. Marist	2-5	0-3	0-0	0-1-1	2	4	1	2	1	0	26
at Rider	3-4	0-1	0-1	0-3-3	0	6	1	2	1	0	17
vs. Fairfield	0-3	0-1	0-0	2-2-4	0	0	2	1	0	0	18
vs. Niagara	5-13	3-4	4-4	4-2-6	3	17	0	1	0	1	30



DEION HAMMOND

Freshman • Guard • 6-4 • 200
Mitchellville, MD • Riverdale Baptist

	2017-18	Career
Games Played	23	23
Games Started	17	17
Double-Doubles	0	0
Double-Digit Scoring Games	15	15
20-Point Scoring Games	1	1

3

Hammond's Career-Highs

Points	24 vs. Marist, 1/27/18
Rebounds	4 • three times • last at Rider, 1/29/18
Assists	2 • three times • last at Rider, 1/29/18
Blocks	2 vs. Marist, 1/27/18
Steals	2 • five times • last vs. Niagara, 2/4/18
Minutes	32 • three times • last vs. Niagara, 2/4/18
FGM	9 vs. Marist, 1/27/18
3FGM	5 • two times • last vs. Marist, 1/27/18
FTs	7 vs. Siena, 1/25/18

2017-18 Game-by-Game

	FG	3FG	FT	REB	PF	TP	A	TO	B	S	Min
vs. Bucknell	5-8	2-4	1-1	0-1-1	1	13	0	1	0	0	21
at Seton Hall	5-11	3-6	4-5	1-2-3	2	17	0	1	0	1	21
at Lehigh	2-7	2-6	0-2	1-0-1	1	6	0	2	0	0	19
at Virginia	4-9	2-7	2-3	0-3-3	0	12	0	2	0	1	22
at UNC Asheville	* 3-11	2-7	1-2	2-2-4	1	9	1	3	0	0	25
vs. Penn	* 2-6	1-3	0-0	2-1-3	4	5	1	3	1	0	30
vs. Albany	* 4-10	2-7	0-1	0-1-1	4	10	1	0	0	1	21
at UConn	1-3	1-3	2-3	1-2-3	2	5	1	0	0	2	14
vs. Hofstra	* 2-7	1-2	0-2	0-1-1	4	5	1	0	0	0	18
vs. Kentucky	7-16	4-11	1-1	1-2-3	3	19	1	0	0	0	24
at Princeton	* 6-10	5-8	0-0	0-0-0	1	17	0	2	0	0	28
at Yale	* 4-9	3-6	4-4	0-2-2	4	15	1	3	0	2	26
at Quinnipiac	* 4-9	3-5	2-2	0-2-2	0	13	2	1	0	0	25
at Saint Peter's	* 2-7	0-4	3-4	0-1-1	3	7	1	2	1	2	28
vs. Manhattan	* 5-9	3-6	4-5	0-4-4	1	17	0	1	0	0	26
at Niagara	* 2-3	0-0	0-0	0-0-0	5	4	1	0	0	1	14
at Canisius	* 2-7	1-4	1-2	0-0-0	4	6	0	1	0	2	21
vs. Iona	* 4-7	3-6	2-2	0-1-1	2	13	2	3	0	1	24
vs. Siena	* 4-14	2-9	7-10	0-3-3	4	17	1	0	0	0	32
vs. Marist	* 9-14	5-9	1-3	0-3-3	2	24	0	0	2	0	26
at Rider	* 6-13	2-7	3-4	1-3-4	1	17	2	1	0	0	32
vs. Fairfield	* 4-11	2-7	0-0	1-1-2	2	10	1	1	0	1	26
vs. Niagara	* 5-15	3-9	1-2	1-0-1	2	14	0	1	1	2	32



MUSTAPHA TRAORE

RS-Sophomore • Forward • 6-8 • 210
Philadelphia, PA • The Phelps School

	2017-18	Career
Games Played	21	51
Games Started	18	18
Double-Doubles	1	1
Double-Digit Scoring Games	2	2
20-Point Scoring Games	0	0

4

Traore's Career-Highs

Points	13 vs. Penn, 11/25/17
Rebounds	10 at Yale, 12/22/17
Assists	3 at UConn, 12/2/17
Blocks	2 • two times • last at Niagara, 1/12/18
Steals	2 • four times • last at Rider, 1/29/18
Minutes	33 vs. Penn, 11/25/17
FGM	5 • two times • last at Yale, 12/22/17
3FGM	n/a
FTs	3 vs. Penn, 11/25/17

2017-18 Game-by-Game

	FG	3FG	FT	REB	PF	TP	A	TO	B	S	Min
vs. Bucknell	0-3	0-1	2-2	0-3-3	2	2	0	0	0	0	6
at Seton Hall	0-0	0-0	1-2	1-2-3	2	1	1	1	0	0	9
at Lehigh	2-2	0-0	0-0	2-3-5	1	4	2	0	1	0	10
at Virginia	* 0-2	0-0	1-2	3-3-6	3	1	1	0	0	0	17
at UNC Asheville	* 1-3	0-0	0-0	1-5-6	1	2	1	1	0	0	19
vs. Penn	* 5-8	0-0	3-9	4-4-8	4	13	1	1	0	0	33
vs. Albany	* 2-3	0-0	1-2	1-4-5	2	5	0	1	0	1	16
at UConn	* 2-4	0-0	0-0	2-6-8	2	4	3	1	0	0	28
vs. Hofstra	* 4-5	0-0	1-2	1-3-4	2	9	0	3	1	0	23
vs. Kentucky	* 1-1	0-0	1-2	0-0-0	2	3	0	1	0	0	10
at Princeton	* 1-3	0-0	0-0	2-1-3	1	2	1	2	1	1	19
at Yale	* 5-5	0-0	0-0	1-9-10	2	10	1	1	1	2	26
at Quinnipiac	* 2-4	0-0	0-0	3-1-4	2	4	2	2	0	0	14
at Saint Peter's	* 0-2	0-0	0-0	0-1-1	1	0	0	1	0	0	4
vs. Manhattan	* 2-4	0-0	0-0	0-0-0	2	4	1	0	0	0	16
at Niagara	* 0-2	0-0	0-0	0-2-2	0	0	1	1	2	0	18
at Canisius	* 0-2	0-0	2-4	2-4-6	1	2	0	1	0	0	15
vs. Iona	* 2-4	0-0	0-1	0-4-4	1	4	0	0	0	0	13
vs. Siena	* 1-3	0-0	0-0	1-3-4	1	2	0	1	0	0	23
vs. Marist	* 0-0	0-0	0-0	0-4-4	4	0	0	1	0	0	16
at Rider	* 1-4	0-0	2-2	2-5-7	4	4	0	2	0	2	24
vs. Fairfield				DNP							
vs. Niagara				DNP							



MICAH SEABORN

RS-Junior • Guard • 6-5 • 195
Fort Worth, TX • Prime Prep Academy

	2017-18	Career
Games Played	13	83
Games Started	9	74
Double-Doubles	1	1
Double-Digit Scoring Games	10	58
20-Point Scoring Games	3	16

10

Seaborn's Career-Highs

Points	27 at UConn, 12/2/17
Rebounds	10 vs. Bucknell, 11/10/17
Assists	6 • three times • last at Fairfield, 2/21/17
Blocks	2 vs. Iona, 2/19/16
Steals	4 at South Carolina, 11/15/16
Minutes	39 • two times • last at South Carolina, 11/15/16
FGM	10 • three times • last at UConn, 12/2/17
3FGM	8 vs. South Carolina State, 11/26/16
FTs	10 • two times • last vs. Manhattan, 1/20/17

2017-18 Game-by-Game

	FG	3FG	FT	REB	PF	TP	A	TO	B	S	Min
vs. Bucknell	* 5-11	1-3	10-13	0-10-10	1	21	3	5	0	1	34
at Seton Hall	* 4-9	2-4	6-6	0-4-4	1	16	1	6	1	1	31
at Lehigh	* 6-12	3-6	0-0	0-7-7	2	15	3	4	0	1	24
at Virginia	* 1-5	0-4	0-0	0-0-0	2	2	1	1	0	1	17
at UNC Asheville				DNP							
vs. Penn				DNP							
vs. Albany	3-7	3-3	4-4	0-1-1	2	13	1	0	0	0	22
at UConn	* 10-17	5-9	2-4	0-3-3	3	27	2	2	0	0	37
vs. Hofstra	9-13	3-5	2-2	1-3-4	1	23	3	3	1	0	29
vs. Kentucky	* 5-14	4-10	4-4	2-3-5	1	18	3	3	0	2	32
at Princeton	* 2-10	2-4	2-2	0-2-2	3	8	3	3	0	1	31
at Yale				DNP							
at Quinnipiac	* 5-10	1-5	3-4	0-5-5	3	14	2	1	1	3	27
at Saint Peter's	* 4-7	2-4	6-6	0-3-3	1	16	2	1	0	0	20
vs. Manhattan				DNP							
at Niagara				DNP							
at Canisius				DNP							
vs. Iona	3-9	3-5	0-0	0-5-5	2	9	1	4	0	1	21
vs. Siena				DNP							
vs. Marist	4-8	2-3	0-0	0-1-1	0	10	1	0	0	0	13
at Rider				DNP							
vs. Fairfield				DNP							
vs. Niagara				DNP							



GEORGE PAPAS

Freshman • Guard • 6-5 • 175
Jersey City, NJ • Union Catholic

	2017-18	Career
Games Played	15	15
Games Started	1	1
Double-Doubles	0	0
Double-Digit Scoring Games	1	1
20-Point Scoring Games	0	0

11

Papas' Career-Highs

Points	16 vs. Penn, 11/25/17
Rebounds	6 at UNC Asheville, 11/22/17
Assists	2 • three times • last at Niagara, 1/12/18
Blocks	n/a
Steals	1 • six times • last at Niagara, 1/12/18
Minutes	40- vs. Penn, 11/25/17
FGM	5 vs. Penn, 11/25/17
3FGM	3 at UNC Asheville, 11/22/17
FTs	4 vs. Penn, 11/25/17

2017-18 Game-by-Game

	FG	3FG	FT	REB	PF	TP	A	TO	B	S	Min
vs. Bucknell	0-0	0-0	0-0	0-0-0	0	0	0	1	0	1	4
at Seton Hall	1-1	1-1	0-0	0-1-1	0	3	0	0	0	0	7
at Lehigh	2-3	2-3	2-2	0-0-0	0	8	0	0	0	0	12
at Virginia	0-4	0-3	0-0	0-0-0	0	0	0	0	0	0	14
at UNC Asheville	3-7	3-7	0-0	0-6-6	0	9	2	1	0	1	20
vs. Penn	5-12	2-7	4-5	0-1-1	4	16	1	1	0	1	40-
vs. Albany	0-1	0-0	0-0	0-1-1	0	0	0	0	0	0	6
at UConn	0-1	0-1	0-0	0-1-1	0	0	0	1	0	0	4
vs. Hofstra *	2-4	2-4	1-2	0-1-1	1	7	2	1	0	0	14
vs. Kentucky	0-2	0-2	0-0	0-0-0	0	0	1	0	0	0	8
at Princeton	0-0	0-0	0-0	0-2-2	0	0	0	1	0	0	4
at Yale	2-3	2-2	0-0	0-0-0	3	6	1	0	0	1	4
at Quinnipiac				DNP							
at Saint Peter's				DNP							
vs. Manhattan	0-1	0-1	0-0	0-0-0	0	0	0	0	0	1	5
at Niagara	0-0	0-0	0-0	1-0-1	0	0	2	2	0	1	12
at Canisius	1-3	1-3	2-2	0-1-1	2	5	1	2	0	0	12
vs. Iona				DNP							
vs. Siena				DNP							
vs. Marist				DNP							
at Rider				DNP							
vs. Fairfield				DNP							
vs. Niagara				DNP							



MARCUS MCCLARY

Freshman • Guard • 6-3 • 195
Linden, NJ • The Patrick School

	2017-18	Career
Games Played	23	23
Games Started	1	1
Double-Doubles	0	0
Double-Digit Scoring Games	0	0
20-Point Scoring Games	0	0

13

McClary's Career-Highs

Points	7 at Saint Peter's, 12/31/17
Rebounds	4 • two times • last at Saint Peter's, 12/31/17
Assists	1 • four times • last vs. Siena, 1/25/18
Blocks	n/a
Steals	1 • five times • last vs. Fairfield, 2/2/18
Minutes	23 at Saint Peter's, 12/31/17
FGM	3 at Saint Peter's, 12/31/17
3FGM	n/a
FTs	3 at Seton Hall, 11/12/17

2017-18 Game-by-Game

	FG	3FG	FT	REB	PF	TP	A	TO	B	S	Min
vs. Bucknell	0-3	0-0	0-0	0-1-1	1	0	0	0	0	0	11
at Seton Hall	0-1	0-0	3-4	0-2-2	3	3	0	0	0	0	16
at Lehigh	0-0	0-0	0-0	0-1-1	1	0	0	0	0	0	11
at Virginia	0-1	0-0	0-0	0-1-1	2	0	0	0	0	0	13
at UNC Asheville *	2-3	0-0	0-0	2-2-4	3	4	0	1	0	0	16
vs. Penn	0-1	0-0	0-1	1-0-1	2	0	0	0	0	0	7
vs. Albany	0-0	0-0	0-0	0-0-0	0	0	0	1	0	0	10
at UConn	0-0	0-0	1-2	0-1-1	0	1	1	0	0	0	15
vs. Hofstra	0-0	0-0	0-0	0-2-2	0	0	1	0	0	1	7
vs. Kentucky	0-2	0-0	0-0	1-0-1	0	0	0	0	0	0	6
at Princeton	2-2	0-0	2-2	0-1-1	1	6	0	0	0	1	13
at Yale	2-3	0-0	2-3	0-1-1	2	6	0	1	0	0	19
at Quinnipiac	2-4	0-0	0-0	1-2-3	2	4	0	0	0	0	9
at Saint Peter's	3-5	0-0	1-1	1-3-4	3	7	1	2	0	0	23
vs. Manhattan	0-0	0-0	0-0	0-1-1	2	0	0	1	0	0	9
at Niagara	0-0	0-0	0-0	0-0-0	0	0	0	2	0	0	7
at Canisius	0-3	0-0	0-0	0-1-1	2	0	0	0	0	1	10
vs. Iona	0-1	0-0	0-0	0-0-0	1	0	0	0	0	0	4
vs. Siena	2-2	0-0	1-1	0-1-1	2	5	1	0	0	1	13
vs. Marist	0-0	0-0	0-0	0-0-0	2	0	0	0	0	0	2
at Rider	0-2	0-0	0-0	1-0-1	2	0	0	1	0	0	10
vs. Fairfield	1-2	0-0	0-0	1-1-2	3	2	0	0	0	1	17
vs. Niagara	1-2	0-0	0-2	2-1-3	0	2	0	0	0	0	12



DAN PILLARI

Senior • Guard • 5-10 • 170
Oceanport, NJ • Shore Regional

	2017-18	Career
Games Played	3	53
Games Started	0	0
Double-Doubles	0	0
Double-Digit Scoring Games	0	0
20-Point Scoring Games	0	0

15

Pillari's Career-Highs

Points	7 vs. Siena, 1/18/16
Rebounds	2 at Syracuse, 11/18/16
Assists	1 • four times • last vs. Kentucky, 12/9/17
Blocks	none
Steals	1 • three times • last vs. Cornell, 11/22/16
Minutes	11 vs. Fairfield, 1/22/17
FGM	2 vs. Siena, 1/18/16
3FGM	2 vs. Siena, 1/18/16
FTs	3 vs. South Carolina State, 11/26/16

2017-18 Game-by-Game

	FG	3FG	FT	REB	PF	TP	A	TO	B	S	Min
vs. Bucknell				DNP							
at Seton Hall				DNP							
at Lehigh				DNP							
at Virginia	0-0	0-0	0-0	0-0-0	0	0	0	0	0	0	1
at UNC Asheville				DNP							
vs. Penn				DNP							
vs. Albany				DNP							
at UConn				DNP							
vs. Hofstra				DNP							
vs. Kentucky	1-1	1-1	0-0	0-0-0	0	3	1	0	0	0	1
at Princeton				DNP							
at Yale	0-0	0-0	0-0	0-0-0	0	0	0	0	0	0	1
at Quinnipiac				DNP							
at Saint Peter's				DNP							
vs. Manhattan				DNP							
at Niagara				DNP							
at Canisius				DNP							
vs. Iona				DNP							
vs. Siena				DNP							
vs. Marist				DNP							
at Rider				DNP							
vs. Fairfield				DNP							
vs. Niagara				DNP							



AUSTIN TILGHMAN

Senior • Guard • 6-1 • 230
Wilmington, DE • Archbishop Carroll

	2017-18	Career
Games Played	23	125
Games Started	21	23
Double-Doubles	4	4
Triple-Doubles	1	1
Double-Digit Scoring Games	13	31
20-Point Scoring Games	3	4

23

Tilghman's Career-Highs

Points	24 vs. Marist, 1/27/18
Rebounds	14 at Yale, 12/22/17
Assists	15 at Yale, 12/22/17
Blocks	1 • two times • last at Saint Peter's, 12/31/17
Steals	5 vs. Manhattan, 1/5/18
Minutes	48 vs. Penn, 11/25/17
FGM	8 at Canisius, 1/14/18
3FGM	2 at Quinnipiac, 2/5/15
FTs	11 vs. Marist, 1/27/18

2017-18 Game-by-Game

	FG	3FG	FT	REB	PF	TP	A	TO	B	S	Min
vs. Bucknell	3-4	0-0	2-4	0-2-2	2	8	1	1	0	0	25
at Seton Hall	* 0-5	0-1	0-0	0-1-1	0	0	3	1	0	0	25
at Lehigh	* 3-4	0-0	3-3	0-5-5	1	9	8	6	0	1	23
at Virginia	* 2-8	1-2	4-6	0-3-3	2	9	2	4	0	0	27
at UNC Asheville	* 3-7	0-3	5-5	0-2-2	2	11	3	5	0	1	31
vs. Penn	* 6-15	1-3	6-10	0-12-12	3	19	8	3	0	1	48
vs. Albany	* 3-9	0-2	2-2	1-4-5	1	8	6	0	0	1	33
at UConn	* 3-6	0-3	3-5	0-5-5	4	9	3	4	0	1	41
vs. Hofstra	6-8	1-2	1-3	1-5-6	1	14	5	3	0	3	26
vs. Kentucky	* 3-8	0-2	0-0	0-1-1	1	6	3	0	0	3	32
at Princeton	* 1-5	1-2	4-4	0-8-8	2	7	1	4	0	0	36
at Yale	* 3-9	0-1	5-5	2-12-14	4	11	15	3	0	1	37
at Quinnipiac	* 5-6	0-0	3-5	2-6-8	3	13	7	3	0	0	31
at Saint Peter's	* 3-6	0-0	4-4	1-1-2	1	10	0	1	1	1	29
vs. Manhattan	* 3-9	0-1	3-6	0-4-4	3	9	10	4	0	5	38
at Niagara	* 5-8	0-1	4-5	1-4-5	2	14	5	3	0	1	35
at Canisius	* 8-10	0-0	6-9	0-9-9	2	22	5	7	0	3	34
vs. Iona	* 3-9	0-2	0-0	2-7-9	0	6	8	5	0	1	34
vs. Siena	* 6-9	0-0	8-8	0-7-7	2	20	3	1	0	1	37
vs. Marist	* 6-13	1-1	11-11	2-10-12	1	24	6	2	0	3	37
at Rider	* 6-11	0-1	6-8	0-6-6	3	18	11	3	0	1	38
vs. Fairfield	* 5-11	0-1	4-4	1-6-7	3	14	9	2	0	1	39
vs. Niagara	* 2-9	0-3	3-4	0-13-13	2	7	9	4	0	0	37



LOUIE PILLARI

RS-Sophomore • Guard • 6-6 • 200
Tinton Falls, NJ • Christian Brothers Academy

	2017-18	Career
Games Played	23	53
Games Started	7	7
Double-Doubles	0	0
Double-Digit Scoring Games	6	9
20-Point Scoring Games	1	1



DIAGO QUINN

Junior • Forward • 6-9 • 255
New York, NY • Lake Forest Academy

	2017-18	Career
Games Played	23	92
Games Started	23	24
Double-Doubles	1	1
Double-Digit Scoring Games	7	8
20-Point Scoring Games	0	0

Pillari's Career-Highs

Points	23 at Yale, 12/22/17
Rebounds	5 vs. Fairfield, 1/22/17
Assists	3 • two times • last vs. Ole Miss, 3/14/17
Blocks	1 • eight times • last vs. Siena, 1/25/18
Steals	2 vs. South Carolina State, 11/26/16
Minutes	32 at Yale, 12/22/17
FGM	9 at Yale, 12/22/17
3FGM	5 at Yale, 12/22/17
FTs	6 vs. Niagara, 3/3/17

2017-18 Game-by-Game

	FG	3FG	FT	REB	PF	TP	A	TO	B	S	Min
vs. Bucknell	* 2-3	1-1	0-0	0-0-0	0	5	1	2	0	0	17
at Seton Hall	* 2-4	0-1	0-0	0-0-0	1	4	0	1	0	0	10
at Lehigh	* 1-5	1-4	0-0	1-2-3	2	3	0	1	0	0	15
at Virginia	* 4-5	3-4	3-3	1-1-2	0	14	0	2	0	0	19
at UNC Asheville	0-3	0-2	0-0	0-1-1	1	0	0	0	0	0	10
vs. Penn	* 1-4	1-2	2-2	0-1-1	1	5	0	1	1	0	10
vs. Albany	1-2	1-1	0-0	0-0-0	0	3	0	0	0	0	13
at UConn	1-2	1-2	0-0	0-0-0	2	3	1	0	0	0	11
vs. Hofstra	* 1-5	0-2	0-0	0-0-0	1	2	0	3	0	0	12
vs. Kentucky	0-0	0-0	2-2	0-0-0	0	2	0	0	0	0	2
at Princeton	0-1	0-1	0-0	0-0-0	1	0	0	0	0	0	3
at Yale	* 9-13	5-7	0-0	0-3-3	2	23	1	2	0	1	32
at Quinnipiac	2-6	2-3	0-0	1-1-2	1	6	1	0	0	0	18
at Saint Peter's	1-4	0-3	0-0	0-0-0	3	2	0	1	0	0	14
vs. Manhattan	1-4	1-2	1-2	0-2-2	2	4	1	1	0	1	27
at Niagara	5-14	4-9	5-5	2-0-2	2	19	0	1	0	0	28
at Canisius	6-7	4-5	2-2	0-1-1	3	18	2	0	0	1	25
vs. Iona	1-3	0-2	0-0	0-0-0	1	2	1	0	0	0	16
vs. Siena	4-5	2-3	0-0	0-0-0	5	10	0	1	1	0	16
vs. Marist	3-6	2-4	0-0	0-1-1	0	8	1	0	0	1	17
at Rider	3-8	1-4	0-0	1-1-2	1	7	0	0	0	0	18
vs. Fairfield	2-6	1-3	0-0	0-0-0	1	5	1	0	0	0	16
vs. Niagara	6-9	4-6	2-2	0-1-1	3	18	1	1	0	0	18

Quinn's Career-Highs

Points	19 vs. Manhattan, 1/5/18
Rebounds	16 vs. Niagara, 2/28/16
Assists	1 • 11 times • last at Saint Peter's, 12/31/17
Blocks	3 vs. Army, 12/10/16
Steals	2 • two times • last vs. Fairfield (MAAC SF), 3/7/16
Minutes	29 at Lehigh, 11/14/17
FGM	7 at Lehigh, 11/14/17
3FGM	n/a
FTs	7 • two times • last at Canisius, 1/14/18

2017-18 Game-by-Game

	FG	3FG	FT	REB	PF	TP	A	TO	B	S	Min
vs. Bucknell	* 6-10	0-0	4-5	3-4-7	3	16	0	0	1	0	24
at Seton Hall	* 1-3	0-0	2-2	0-1-1	4	4	0	2	0	0	11
at Lehigh	* 7-9	0-0	1-2	2-6-8	1	15	0	2	1	0	29
at Virginia	* 0-4	0-0	0-0	2-4-6	3	0	1	2	0	0	21
at UNC Asheville	* 0-3	0-0	0-0	1-1-2	2	0	0	1	0	0	16
vs. Penn	* 1-3	0-0	1-4	2-5-7	5	3	0	1	1	1	18
vs. Albany	* 3-4	0-0	1-3	0-2-2	4	7	0	4	2	0	19
at UConn	* 4-7	0-0	3-5	1-3-4	2	11	1	0	2	0	14
vs. Hofstra	* 3-4	0-0	1-2	2-2-4	3	7	1	0	2	0	19
vs. Kentucky	* 1-4	0-0	2-3	1-1-2	1	4	0	2	1	0	10
at Princeton	* 4-6	0-0	3-7	4-0-4	2	11	0	3	0	0	22
at Yale	* 1-3	0-0	6-6	0-1-1	3	8	0	0	0	0	15
at Quinnipiac	* 3-6	0-0	0-0	1-1-2	5	6	0	1	0	0	14
at Saint Peter's	* 1-3	0-0	0-2	1-2-3	3	2	1	1	1	0	10
vs. Manhattan	* 6-7	0-0	7-8	2-4-6	4	19	0	2	1	0	26
at Niagara	* 5-11	0-0	0-0	6-8-14	4	10	0	1	0	0	19
at Canisius	* 4-7	0-0	7-9	2-3-5	2	15	0	2	1	0	26
vs. Iona	* 2-7	0-0	2-4	1-2-3	4	6	0	0	0	1	26
vs. Siena	* 2-3	0-0	3-4	1-2-3	3	7	0	2	0	0	24
vs. Marist	* 1-1	0-0	0-0	0-1-1	3	2	0	0	0	0	17
at Rider	* 3-5	0-0	3-5	1-4-5	3	9	0	0	0	1	15
vs. Fairfield	* 1-3	0-0	2-2	2-2-4	2	4	0	1	1	0	8
vs. Niagara	* 2-7	0-0	3-4	3-1-4	2	7	0	1	0	0	15



ZAC TILLMAN

5-Senior • Center • 6-10 • 280

Yeadon, PA • Shipley School

	2017-18	Career
Games Played	23	123
Games Started	0	67
Double-Doubles	0	0
Double-Digit Scoring Games	6	11
20-Point Scoring Games	0	0

Tillman's Career-Highs

Points	18 vs. Fairfield, 2/2/18
Rebounds	8 vs. Rider, 2/26/15
Assists	4 at Iona, 2/14/14
Blocks	2 • three times • last vs. Bucknell (NIT 1st), 3/16/16
Steals	2 • three times • last at Quinnipiac, 2/5/15
Minutes	32 at Quinnipiac, 1/16/14
FGM	6 • four times • last vs. Albany, 11/27/17
3FGM	none
FTs	10 vs. Fairfield, 2/2/18

2017-18 Game-by-Game

	FG	3FG	FT	REB	PF	TP	A	TO	B	S	Min
vs. Bucknell	1-2	0-0	1-1	1-1-2	3	3	0	2	1	0	9
at Seton Hall	1-1	0-0	3-4	0-4-4	1	5	0	4	1	0	24
at Lehigh	0-1	0-0	0-0	2-3-5	2	0	1	0	0	0	10
at Virginia	0-1	0-0	0-0	0-0-0	1	0	1	1	0	0	11
at UNC Asheville	2-4	0-0	0-0	0-1-1	1	4	0	0	0	0	13
vs. Penn	2-2	0-0	1-1	0-1-1	5	5	2	2	0	0	10
vs. Albany	6-8	0-0	3-5	0-7-7	4	15	1	0	1	0	15
at UConn	5-9	0-0	3-5	2-4-6	3	13	1	4	0	0	29
vs. Hofstra	4-6	0-0	2-4	1-2-3	1	10	0	2	0	1	16
vs. Kentucky	1-5	0-0	0-0	1-5-6	3	2	2	4	0	1	20
at Princeton	0-1	0-0	1-2	0-2-2	2	1	2	1	0	0	11
at Yale	2-4	0-0	0-0	0-1-1	2	4	0	0	0	0	20
at Quinnipiac	2-3	0-0	0-0	0-0-0	0	4	0	1	0	1	16
at Saint Peter's	3-5	0-0	1-1	2-0-2	3	7	0	5	1	0	16
vs. Manhattan	2-3	0-0	2-2	1-1-2	3	6	0	0	0	1	14
at Niagara	4-8	0-0	6-10	2-5-7	3	14	0	1	0	0	19
at Canisius	1-4	0-0	0-0	1-0-1	2	2	1	1	0	1	14
vs. Iona	2-3	0-0	1-2	1-2-3	4	5	0	2	0	0	12
vs. Siena	0-1	0-0	0-0	1-2-3	2	0	0	1	1	1	15
vs. Marist	2-3	0-0	0-0	1-2-3	2	4	1	1	0	1	19
at Rider	2-2	0-0	1-3	0-0-0	4	5	0	1	0	0	7
vs. Fairfield	4-6	0-0	10-10	0-3-3	2	18	0	0	1	1	20
vs. Niagara	5-8	0-0	2-2	4-0-4	2	12	2	1	0	0	18



SAM IBIEZUGBE

Sophomore • Center • 6-11 • 245

Simsbury, CT • The Masters School

	2017-18	Career
Games Played	18	48
Games Started	0	0
Double-Doubles	0	0
Double-Digit Scoring Games	0	0
20-Point Scoring Games	0	0

Ibiezugbe's Career-Highs

Points	8 • two times • last vs. Kentucky, 12/9/16
Rebounds	6 • two times • last vs. Fairfield, 1/22/17
Assists	1 vs. Kentucky, 12/9/17
Blocks	3 vs. Fairfield, 1/22/17
Steals	1 • six times • last vs. Fairfield, 2/2/18
Minutes	19 vs. South Carolina State, 11/26/16
FGM	4 • two times • last vs. Kentucky, 12/9/16
3FGM	n/a
FTs	1 vs. Iona, 1/6/17

2017-18 Game-by-Game

	FG	3FG	FT	REB	PF	TP	A	TO	B	S	Min
vs. Bucknell				DNP							
at Seton Hall				DNP							
at Lehigh				DNP							
at Virginia	4-5	0-0	0-1	2-1-3	1	8	0	0	0	0	14
at UNC Asheville	0-0	0-0	0-0	0-2-2	3	0	0	1	1	1	10
vs. Penn	1-3	0-0	0-0	1-0-1	2	2	0	2	1	0	10
vs. Albany	0-2	0-0	0-0	0-1-1	1	0	0	1	0	1	6
at UConn	0-0	0-0	0-0	0-0-0	2	0	0	0	0	0	1
vs. Hofstra	0-0	0-0	0-0	0-1-1	0	0	0	0	0	0	5
vs. Kentucky	4-5	0-0	0-0	2-0-2	3	8	1	1	0	0	11
at Princeton	0-1	0-0	0-0	0-2-2	0	0	0	0	0	0	8
at Yale	0-1	0-0	0-0	0-1-1	1	0	0	0	0	0	5
at Quinnipiac	2-4	0-0	0-0	0-1-1	0	4	0	0	0	0	11
at Saint Peter's	2-2	0-0	0-2	0-1-1	1	4	0	0	0	1	14
vs. Manhattan	0-0	0-0	0-0	0-0-0	0	0	0	0	0	0	1
at Niagara	0-0	0-0	0-0	0-0-0	1	0	0	0	0	0	2
at Canisius	0-0	0-0	0-0	0-0-0	0	0	0	0	0	0	0+
vs. Iona				DNP							
vs. Siena				DNP							
vs. Marist	0-0	0-0	0-0	0-1-1	0	0	0	0	0	0	2
at Rider	0-0	0-0	0-0	0-1-1	3	0	0	1	0	0	4
vs. Fairfield	1-1	0-0	0-2	0-0-0	1	2	0	1	1	1	11
vs. Niagara	0-0	0-0	0-0	1-1-2	0	0	0	0	0	0	4

ASSISTANT COACHES



RICK CALLAHAN

Assistant Coach

7th Season

Salem College, 1980

-Joined Monmouth staff with Rice for 2011-12 season

-Over 30 years in collegiate coaching

-19 postseason appearances



DUANE WOODWARD

Assistant Coach

4th Season

Boston College, 1998

-Moved to assistant coach three years ago

-13-year professional career overseas



JAMAL MEEKS

Assistant Coach

3rd Season

Indiana, 1992

-Played guard for four years at Indiana under Bobby Knight

-Moved to assistant coach this past offseason



ANTHONY MOLISSO

Director of Operations

1st Season

East Carolina, 2015

-Named Director of Operations this offseason after spending time at MU as a graduate assistant



BRIAN STAFMAN

Special Assistant to the Head Coach

1st Season

Syracuse, 2012

-Named Special Assistant this offseason after spending time as a grad. assistant at MU

2017-18 BOX SCORES

GAME 1: MONMOUTH vs. BUCKNELL

Official Basketball Box Score -- Game Totals -- Final Statistics

Bucknell vs Monmouth

11/10/17 8:30 PM at OceanFirst Bank Center

Bucknell 78 • 0-1

#	Player		Total		3-Ptr		Rebounds			PF	TP	A TO Blk Stl				Min
			FG-FGA	FG-FGA	FT-FTA	Off	Def	Tot	A			TO	Blk	Stl		
23	Thomas, Zach	f	12-23	5-11	2-8	3	13	16	2	31	0	4	2	1	35	
20	Foulland, Nana	c	6-10	0-0	3-6	2	2	4	3	15	2	1	0	0	31	
01	Mackenzie, Kimbal	g	0-8	0-6	0-0	1	2	3	4	0	2	0	0	0	30	
02	Brown, Stephen	g	4-9	2-5	1-1	0	1	1	4	11	6	2	0	0	29	
15	Jones, Nate	g	1-2	1-1	0-0	0	0	0	2	3	0	0	0	0	9	
03	Sotos, Jimmy	g	1-2	1-1	1-2	0	2	2	1	4	2	0	0	0	16	
04	Sestina, Nate	g	1-1	1-1	0-0	0	0	0	2	3	0	0	0	0	7	
11	Toomer, Avi	g	2-5	2-5	0-0	1	0	1	4	6	3	0	0	1	23	
12	Meeks, John	g	0-2	0-1	0-0	0	1	1	0	0	1	0	0	0	5	
13	Moore, Bruce	g	2-4	1-2	0-0	0	0	0	2	5	1	1	0	1	13	
22	O'Reilly, Matt	g	0-0	0-0	0-0	0	0	0	0	0	0	0	0	0	2	
Team						3	1	4								
Totals			29-66	13-33	7-17	10	22	32	24	78	17	8	2	3	200	

FG % 1st Half: 11-31 35.5% 2nd half: 18-35 51.4% Game: 29-66 43.9%
3FG % 1st Half: 4-15 26.7% 2nd half: 9-18 50.0% Game: 13-33 39.4%
FT % 1st Half: 5-13 38.5% 2nd half: 2-4 50.0% Game: 7-17 41.2%

Deadball
Rebounds
3.1

Monmouth 79 • 1-0

#	Player	Total		3-Ptr		Rebounds			PF	TP	A TO Blk Stl				Min
		FG-FGA	FG-FGA	FT-FTA	Off	Def	Tot	A			TO	Blk	Stl		
01	Sarr, Pierre	f	2-3	1-2	0-0	0	1	1	3	5	0	0	0	2	12
32	Quinn, Diago	c	6-10	0-0	4-5	3	4	7	3	16	0	0	1	0	24
00	Salnave, Ray	g	1-4	0-1	4-4	0	1	1	2	6	0	1	1	0	19
10	Seaborn, Micah	g	5-11	1-3	10-13	0	10	10	1	21	3	5	0	1	34
24	Pillari, Louie	g	2-3	1-1	0-0	0	0	0	0	5	1	2	0	0	17
02	Martin, Melik	g	0-0	0-0	0-0	0	8	8	4	0	0	0	1	0	18
03	Hammond, Deion	g	5-8	2-4	1-1	0	1	1	1	13	0	1	0	0	21
04	Traore, Mustapha	g	0-3	0-1	2-2	0	3	3	2	2	0	0	0	0	6
11	Papas, George	g	0-0	0-0	0-0	0	0	0	0	0	0	1	0	1	4
13	McClary, Marcus	g	0-3	0-0	0-0	0	1	1	1	0	0	0	0	0	11
23	Tilghman, Austin	g	3-4	0-0	2-4	0	2	2	2	8	1	1	0	0	25
33	Tillman, Zac	g	1-2	0-0	1-1	1	1	2	3	3	0	2	1	0	9
Team							1	1	2						
Totals			25-51	5-12	24-30	5	33	38	22	79	5	13	4	4	200

FG % 1st Half: 14-27 51.9% 2nd half: 11-24 45.8% Game: 25-51 49.0%
3FG % 1st Half: 4-8 50.0% 2nd half: 1-4 25.0% Game: 5-12 41.7%
FT % 1st Half: 9-13 69.2% 2nd half: 15-17 88.2% Game: 24-30 80.0%

Deadball
Rebounds
4.1

Officials: Mel Chettum, King Whetstone, Adam Vandenberg

Technical fouls: Bucknell-None. Monmouth-None.

Attendance: 3159

#RockThePlanet | In Memory of Mike Radomski

Score by periods	1st	2nd	Total
Bucknell	31	47	78
Monmouth	41	38	79

GAME 2: MONMOUTH AT SETON HALL

Official Basketball Box Score -- Game Totals -- Final Statistics

Monmouth vs Seton Hall

11/12/17 1:30 p.m. at Prudential Center (Newark, N.J.)

Monmouth 65 • 1-1

#	Player		Total		3-Ptr		Rebounds			PF	TP	A TO Blk Stl				Min
			FG-FGA	FG-FTA	FT-FTA	Off	Def	Tot	A			TO	Blk	Stl		
01	Sarr, Pierre	r	1-2	0-1	0-0	2	2	4	1	2	0	1	0	1	0	13
24	Pillari, Louie	c	2-4	0-1	0-0	0	0	0	1	4	0	1	0	0	0	10
32	Quinn, Diago	c	1-3	0-0	2-2	0	1	1	4	4	0	2	0	0	0	11
10	Seaborn, Micah	g	4-9	2-4	6-6	0	4	4	1	16	1	6	1	1	31	
23	Tilghman, Austin	g	0-5	0-1	0-0	0	1	1	0	0	3	1	0	0	0	25
00	Sainave, Ray		2-4	0-0	3-3	0	3	3	4	7	0	2	0	1	1	14
02	Martin, Melik		1-2	1-2	0-0	0	3	3	1	3	1	1	1	1	1	19
03	Hammond, Deion		5-11	3-6	4-5	1	2	3	2	17	0	1	0	1	0	21
04	Traore, Mustapha		0-0	0-0	1-2	1	2	3	2	1	1	1	0	0	0	9
11	Papas, George		1-1	1-1	0-0	0	1	1	0	3	0	0	0	0	0	7
13	McClary, Marcus		0-1	0-0	3-4	0	2	2	3	3	0	0	0	0	0	16
33	Tillman, Zac		1-1	0-0	3-4	0	4	4	1	5	0	4	1	0	0	24
Team						1	2	3								
Totals			18-43	7-16	22-26	5	27	32	20	65	6	21	4	4	4	200

FG % 1st Half: 12-23 52.2% 2nd half: 6-20 30.0% Game: 18-43 41.9%
3FG % 1st Half: 6-13 46.2% 2nd half: 1-6 16.7% Game: 7-16 43.8%
FT % 1st Half: 2-2 100.0 2nd half: 20-24 83.3% Game: 22-26 84.6%

Deadball
Rebounds
3

Seton Hall 75 • 2-0

#	Player		Total		3-Ptr		Rebounds			PF	TP	A TO Blk Stl				Min
			FG-FGA	FG-FGA	FT-FTA	Off	Def	Tot	A			TO	Blk	Stl		
01	NZEI, Michael	f	4-5	0-0	2-4	5	1	6	2	10	0	2	0	0	22	
31	DELGADO, Angel	c	7-13	0-0	3-5	4	7	11	1	17	1	0	0	1	28	
00	CARRINGTON, Khadeen	g	6-16	0-6	2-2	0	1	1	3	14	4	1	0	4	32	
13	POWELL, Myles	g	7-13	4-9	0-0	1	3	4	4	18	3	1	0	1	25	
20	RODRIGUEZ, Desi	g	3-7	2-4	1-2	2	3	5	4	9	3	2	0	0	26	
02	WALKER, Jordan	g	0-1	0-1	0-2	0	0	0	0	2	0	0	0	0	10	
04	GORDON, Eron	g	0-2	0-1	0-0	0	1	1	0	0	1	3	0	0	9	
14	SANOGO, Ismael	g	0-2	0-0	0-0	3	2	5	2	0	2	3	0	2	18	
22	CALE, Myles	g	2-5	1-3	0-0	1	1	2	1	5	0	0	1	1	18	
23	MAMUKELASHVILI, S.	g	1-5	0-1	0-1	1	0	1	2	2	0	1	0	0	11	
25	FLORY, Philip	g	0-0	0-0	0-0	0	1	1	1	0	0	0	0	0	1	
Team						2	1	3								
Totals			30-69	7-25	8-16	19	21	40	22	75	16	13	1	9	200	

FG % 1st Half: 18-34 52.9% 2nd half: 12-35 34.3% Game: 30-69 43.5%
3FG % 1st Half: 6-13 46.2% 2nd half: 1-12 8.3% Game: 7-25 28.0%
FT % 1st Half: 6-9 66.7% 2nd half: 2-7 28.6% Game: 8-16 50.0%

Deadball
Rebounds
2

Officials: Brian O'Connell, Jeffrey Anderson, Wally Rutetki

Technical fouls: Monmouth-None. Seton Hall-None.

Attendance: 7139

NIT Season Tip-Off Campus Game

Score by periods	1st	2nd	Total
Monmouth	32	33	65
Seton Hall	48	27	75

GAME 3: MONMOUTH AT LEHIGH

Official Basketball Box Score -- Game Totals -- Final Statistics

Monmouth vs Lehigh

11/14/17 7:05 p.m. at Stabler Arena - Bethlehem, Pa.

Monmouth 80 • 2-1

#	Player		Total		3-Ptr		Rebounds			PF	TP	A TO Blk Stl				Min		
			FG	FGA	FG	FGA	FT	FTA	Off			Def	Total	A	TO		Blk	Stl
01	Sarr, Pierre	f	1	3	0	1	2	4	5	1	4	0	3	0	0	15		
32	Quinn, Diago	r	7	9	0	0	1	2	6	8	1	15	0	2	1	0	29	
10	Seaborn, Micah	g	6	12	3	6	0	0	7	7	2	15	3	4	0	1	24	
23	Tilghman, Austin	g	3	4	0	3	3	0	5	5	1	9	8	6	0	1	23	
24	Pillari, Louie	g	1	5	1	4	0	0	1	2	3	2	3	0	1	0	0	15
00	Salnave, Ray	g	3	7	0	2	4	6	0	4	4	10	2	5	0	0	0	16
02	Martin, Melik	g	2	3	0	0	2	4	1	3	4	4	6	0	2	0	0	16
03	Hammond, Deion	g	2	7	2	6	0	2	1	0	1	1	6	0	2	0	0	19
04	Traore, Mustapha	g	2	2	0	0	0	2	3	5	1	4	2	0	1	0	10	10
11	Papas, George	g	2	3	2	3	2	2	0	0	0	8	0	0	0	0	0	12
13	McClary, Marcus	g	0	0	0	0	0	0	1	1	1	0	0	0	0	0	0	11
33	Tillman, Zac	g	0	1	0	0	0	0	2	3	5	2	0	1	0	0	0	10
Team								2	3	5								
Totals			29	56	8	22	14	23	12	41	53	20	80	16	27	2	2	200

FG % 1st Half: 12-29 41.4% 2nd half: 17-27 63.0% Game: 29-56 51.8%

2017-18 BOX SCORES

GAME 5: MONMOUTH AT UNC ASHEVILLE

Official Basketball Box Score -- Game Totals -- Final Statistics
Monmouth vs UNC Asheville
11/22/17 7:00 PM at Asheville, NC (Kimmel Arena)

Monmouth 51 • 2-3

#	Player	Total		3-Ptr		Rebounds			PF	TP	A TO Blk Stl				Min
		FG-FGA	FG-FGA	FT-FTA	Off Def Tot	PF	TP	A TO Blk Stl							
04	Traore, Mustapha	f	1-3	0-0	0-0	1 5 6	1 2	1 1 0 0	0	19					
32	Quinn, Diago	f	0-3	0-0	0-0	1 1 2	2 0	0 1 0 0	0	16					
03	Hammond, Deion	g	3-11	2-7	1-2	2 2 4	1 9	1 3 0 0	0	25					
13	McClary, Marcus	g	2-3	0-0	0-0	2 2 4	3 4	0 1 0 0	0	16					
23	Tilghman, Austin	g	3-7	0-3	5-5	0 2 2	2 11	3 5 0 1	1	31					
00	Salnave, Ray	g	1-6	1-3	2-3	0 3 3	4 5	1 2 0 1	1	15					
01	Sarr, Pierre		2-4	1-2	0-0	0 3 3	1 5	1 2 2 0	0	12					
02	Martin, Melik		0-1	0-0	2-2	0 4 4	2 2	0 4 0 1	1	13					
11	Papas, George		3-7	3-7	0-0	0 6 6	0 9	2 1 0 1	0	20					
24	Pillari, Louie		0-3	0-2	0-0	0 1 1	1 0	0 0 0 0	0	10					
33	Tillman, Zac		2-4	0-0	0-0	0 1 1	1 4	0 0 0 0	0	13					
44	Ibiezugbe, Sam		0-0	0-0	0-0	0 2 2	3 0	0 1 1 1	0	10					
Team						2 1 3		1							
Totals			17-52	7-24	10-12	8 33 41	21 51	9 22 3 5	200						

FG % 1st Half: 10-26 38.5% 2nd half: 7-26 26.9% Game: 17-52 32.7%
3FG % 1st Half: 5-14 35.7% 2nd half: 2-10 20.0% Game: 7-24 29.2%
FT % 1st Half: 2-3 66.7% 2nd half: 8-9 88.9% Game: 10-12 83.3%

UNC Asheville 62 • 3-2

#	Player	Total		3-Ptr		Rebounds			PF	TP	A TO Blk Stl				Min
		FG-FGA	FG-FGA	FT-FTA	Off Def Tot	PF	TP	A TO Blk Stl							
02	WNUK, Alec	f	3-5	1-2	0-1	1 1 2	3 7	1 3 0 0	0	20					
10	VANNATTA, Kevin	g	7-12	5-5	6-8	0 5 5	1 25	1 3 0 0	0	38					
14	THOMAS, Ahmad	g	5-14	1-2	2-4	3 9 12	4 13	5 2 1 4	4	34					
25	TEAGUE, MaCio	g	1-9	0-2	2-4	0 6 6	1 4	4 2 0 2	3	35					
33	RACKLEY, Drew	g	1-5	1-2	0-0	1 1 2	1 3	1 1 0 1	1	16					
00	GILMORE, Donovan		1-1	0-0	0-0	1 1 2	4 2	0 1 1 1	1	8					
01	BAEHRE, Jonathan		0-5	0-2	0-0	4 2 6	1 0	1 2 2 1	2	20					
11	SEEGARS, Jalen		1-1	0-0	2-3	0 1 1	0 4	0 0 0 1	1	8					
12	MILLER, Raekwon		2-7	0-3	0-0	0 0 0	2 4	0 0 1 3	2	21					
Team						1 2 3		1							
Totals			21-59	8-18	12-20	11 28 39	17 62	13 15 5 13	200						

FG % 1st Half: 11-30 36.7% 2nd half: 10-29 34.5% Game: 21-59 35.6%
3FG % 1st Half: 4-9 44.4% 2nd half: 4-9 44.4% Game: 8-18 44.4%
FT % 1st Half: 8-15 53.3% 2nd half: 4-5 80.0% Game: 12-20 60.0%

Officials: Tony Henderson, Steve Anderson and Jemel Spearman
Technical fouls: Monmouth-None. UNC Asheville-None.
Attendance: 1008

Score by periods	1st	2nd	Total
Monmouth	27	24	51
UNC Asheville	34	28	62

GAME 6: MONMOUTH vs PENN

Official Basketball Box Score -- Game Totals -- Final Statistics
Penn vs Monmouth
11/25/17 7:04 pm at OceanFirst Bank Center

Penn 101 • 5-3

#	Player	Total		3-Ptr		Rebounds			PF	TP	A TO Blk Stl				Min
		FG-FGA	FG-FGA	FT-FTA	Off Def Tot	PF	TP	A TO Blk Stl							
00	Rothschild, Max	f	2-8	0-0	7-12	3 4 7	5 11	0 2 0 1	1	32					
25	Brodeur, AJ		1-5	0-1	2-4	4 4 8	5 4	1 4 0 1	1	19					
02	Woods, Antonio	g	6-14	1-4	10-14	1 4 5	4 23	2 3 1 1	5	50					
04	Foreman, Darnell	g	1-9	0-3	0-0	0 3 3	5 2	4 2 1 0	0	23					
21	Betley, Ryan	g	7-17	6-12	6-8	1 5 6	4 26	1 4 0 2	5	55					
05	Donahue, Jackson		3-9	2-8	1-2	2 2 4	5 9	1 2 0 0	0	29					
10	Wood, Caleb		0-3	0-0	0 1 1	0 0	0 0 0 0	0	10						
12	Goodman, Devon		1-2	1-2	0-0	0 1 1	3 3	0 0 0 0	0	10					
13	Scott, Eddie		8-8	1-1	4-9	5 8 13	3 21	0 2 0 1	1	36					
14	Jones, Sam		0-1	0-1	0-0	0 0 0	0 0	0 0 0 0	0	7					
20	MacDonald, Matt		1-1	0-0	0-1	0 0 0	0 2	0 0 0 1	1	9					
24	Simmons, Jarrod		0-0	0-0	0-0	0 0 0	3 0	0 0 0 0	0	9					
44	Dwyer, Dan		0-0	0-0	0-0	1 0 1	3 0	1 0 0 0	1	11					
Team						2 5 7									
Totals			30-77	11-35	30-50	19 37 56	40 101	12 19 2 7	300						

FG % 1st Half: 14-27 51.9% 2nd half: 5-27 18.5% OT: 11-23 47.8% Game: 30-77 39.0%
3FG % 1st Half: 7-14 50.0% 2nd half: 1-12 8.3% OT: 3-9 33.3% Game: 11-35 31.4%
FT % 1st Half: 10-17 58.8% 2nd half: 8-15 53.3% OT: 12-18 66.7% Game: 30-50 60.0%
Rebounds 12.3

Monmouth 96 • 2-4

#	Player	Total		3-Ptr		Rebounds			PF	TP	A TO Blk Stl				Min
		FG-FGA	FG-FGA	FT-FTA	Off Def Tot	PF	TP	A TO Blk Stl							
04	Traore, Mustapha	f	5-8	0-0	3-9	4 4 8	4 13	1 1 0 0	0	33					
32	Quinn, Diago	f	1-3	0-0	1-4	2 5 7	5 3	0 1 1 1	1	18					
03	Hammond, Deion	g	2-6	1-3	0-0	2 1 3	4 5	1 3 1 0	0	30					
23	Tilghman, Austin	g	6-15	1-3	6-10	0 12 12	3 19	8 3 0 1	4	48					
24	Pillari, Louie	g	1-4	1-2	2-2	0 1 1	5 0	1 1 0 1	0	10					
00	Salnave, Ray		4-13	2-5	4-12	3 5 8	5 14	1 1 0 1	1	39					
01	Sarr, Pierre		0-0	0-0	1-2	0 1 1	1 1	1 0 1 0	0	5					
02	Martin, Melik		5-7	1-2	2-5	1 4 5	3 13	1 3 0 2	5	50					
11	Papas, George		5-12	2-7	4-5	0 1 1	4 16	1 1 0 1	1	40-					
13	McClary, Marcus		0-1	0-0	0-1	1 0 1	2 0	0 0 0 0	0	7					
33	Tillman, Zac		2-2	0-0	1-1	0 1 1	5 5	2 2 0 1	0	10					
44	Ibiezugbe, Sam		1-3	0-0	0-0	1 0 1	2 2	0 2 1 0	0	10					
Team						1 1 2		1							
Totals			32-74	8-22	24-51	15 36 51	39 96	15 20 4 6	300						

FG % 1st Half: 11-27 40.7% 2nd half: 10-23 43.5% OT: 11-24 45.8% Game: 32-74 43.2%
3FG % 1st Half: 3-8 37.5% 2nd half: 3-7 42.9% OT: 2-7 28.6% Game: 8-22 36.4%
FT % 1st Half: 6-11 54.5% 2nd half: 10-21 47.6% OT: 8-19 42.1% Game: 24-51 47.1%
Rebounds 14

Officials: Andrew Malra, Andy O'Brien, Anthony Burris
Technical fouls: Penn-Foreman, Darnell; Donahue, Jackson. Monmouth-None.
Attendance: 2425

Score by periods	1st	2nd	OT	OT2	OT3	OT4	Total
Penn	45	19	7	7	11	12	101
Monmouth	31	33	7	7	11	7	96

Points
MON

In Paint
MON

Off T/O
MON

2nd Chance
MON

Fast Break
MON

Bench
MON

Last FG - PENN OT4-03:35, MON OT4-03:35.
Largest lead - PENN by 15 2nd-14:47, MON by 8 1st-15:07.
PENN led for 33:51, MON led for 19:18. Game was tied for 06:40.

GAME 7: MONMOUTH vs ALBANY

Official Basketball Box Score -- Game Totals -- Final Statistics
Albany vs Monmouth
11/27/17 7:05 PM at OceanFirst Bank Center

Albany 73 • 6-1

#	Player	Total		3-Ptr		Rebounds			PF	TP	A TO Blk Stl				Min
		FG-FGA	FG-FGA	FT-FTA	Off Def Tot	PF	TP	A TO Blk Stl							
12	CAMPBELL, Devonte	f	5-7	0-2	2-4	0 5 5	1 12	0 1 0 0	0	30					
30	CHARLES, Travis	f	5-9	0-0	8-9	3 6 9	18	0 1 1 0	0	34					
43	STIRE, Greig	f	1-2	0-0	0-1	1 0 1	5 2	0 1 0 0	0	8					
13	NICHOLS, David	g	6-18	0-3	2-7	0 3 3	4 14	2 3 0 1	4	40					
24	CREMO, Joe	g	6-12	2-3	5-5	2 7 9	3 19	2 7 0 1	1	38					
01	ANDERSON, Costa		1-1	1-1	0-0	0 0 0	0 3	0 1 0 0	0	9					
02	CLARK, Ahmad		0-0	0-0	0-0	0 0 0	0 0	0 1 0 0	0	3					
33	CONWAY, Matt		1-3	0-2	1-2	0 4 4	1 3	0 0 0 0	0	26					
34	FOSTER, Alex		1-2	0-0	0-0	1 2 3	4 2	0 1 2 0	1	12					
Team						4 3 7									
Totals			26-54	3-11	18-28	11 30 41	23 73	5 15 3 2	200						

FG % 1st Half: 15-30 50.0% 2nd half: 11-24 45.8% Game: 26-54 48.1%
3FG % 1st Half: 3-6 50.0% 2nd half: 0-5 0.0% Game: 3-11 27.3%
FT % 1st Half: 5-8 62.5% 2nd half: 13-20 65.0% Game: 18-28 64.3%

Monmouth 81 • 3-4

#	Player		Total		3-Ptr		Rebounds			PF	TP	A TO Blk Stl				Min
			FG-FGA	FG-FGA	FT-FTA	Off	Def	Tot	A			TO	Blk	Stl		
04	Traore, Mustapha	f	2-3	0-0	1-2	1	4	5	2	5	0	1	0	1	16	
32	Quinn, Diago	c	3-4	0-0	1-3	0	2	2	4	7	0	4	2	0	19	
00	Salnave, Ray	g	5-8	2-5	6-7	0	1	1	2	18	1	1	1	3	25	
03	Hammond, Deion	g	4-10	2-7	0-1	0	1	1	4	10	1	0	0	1	21	
23	Tilghman, Austin	g	3-9	0-2	2-2	1	4	5	1	8	6	0	0	1	33	
01	Sarr, Pierre		1-2	0-0	0-0	0	1	1	1	2	1	0	0	0	4	
02	Martin, Melik		0-0	0-0	0-0	0	1	1	3	0	1	0	0	0	10	
10	Seaborn, Micah		3-7	3-3	4-4	0	1	1	2	13	1	0	0	0	22	
11	Papas, George		0-0	0-0	0-0	0	1	1	0	0	0	0	0	0	6	
13	McClary, Marcus		0-0	0-0	0-0	0	0	0	0	0	0	0	0	0	6	
14	Piliari, Louie		1-2	1-1	0-0	0	0	0	3	0	0	0	0	0	13	
33	Tillman, Zac		6-8	0-0	3-5	0	7	7	4	15	1	0	1	0	15	
44	Ibiezugbe, Sam		0-2	0-0	0-0	0	1	1	0	1	0	1	0	1	6	
	Team					3	0	3								
Totals			28-56	8-18	17-24	5	24	29	24	81	12	8	4	7	200	

2017-18 BOX SCORES

GAME 9: MONMOUTH vs HOFSTRA

Official Basketball Box Score -- Game Totals -- Final Statistics
Hofstra vs Monmouth
12/06/17 7:05 PM at OceanFirst Bank Center

Hofstra 85 • 5-3

#	Player		Total	3-Ptr	Rebounds						A	TO	Blk	Stl	Min
			FG-FGA	FG-FGA	FT-FTA	Off	Def	Total	PF	TP					
11	Angus III, Joel	f	5-6	0-0	7-7	4	7	11	4	17	0	0	0	2	27
12	Gustys, Rokas	c	2-5	0-0	1-2	1	3	4	5	5	1	0	0	0	15
02	Wormley, Kenny	g	1-5	0-0	0-0	1	0	1	1	2	3	3	0	0	16
03	Wright-Foreman, J	g	9-20	5-8	1-2	0	2	2	2	24	3	2	0	1	40
05	Pemberton, Eli	g	5-12	4-7	3-4	0	4	4	4	17	2	1	0	2	34
01	Radovic, Matija		0-1	0-1	0-0	0	0	0	0	0	0	0	0	0	5
04	Bule, Desure		0-2	0-0	0-0	0	0	0	0	0	2	1	0	1	10
15	Trueheart, Stafford		2-3	0-0	0-0	3	4	7	1	4	1	1	3	0	17
20	Ray, Jalen		5-9	4-8	0-0	1	0	1	0	14	2	1	0	1	21
33	Sabety, Hunter		1-3	0-0	0-0	0	0	0	1	2	1	1	1	0	15
	Team					2	0	2							
Totals			30-66	13-24	12-15	12	20	32	18	85	15	10	4	7	200
FG % 1st Half: 11-31			35.5%	2nd half: 19-35			54.3%	Game: 30-66			45.5%	Deadball			
3FG % 1st Half: 4-8			50.0%	2nd half: 9-16			56.3%	Game: 13-24			54.2%	Rebounds			
FT % 1st Half: 4-6			66.7%	2nd half: 8-9			88.9%	Game: 12-15			80.0%	2.2			

Monmouth 84 • 3-6

#	Player		Total	3-Ptr		Rebounds								
			FG-FGA	FG-FGA	FT-FTA	Off	Def	Total	PF	TP	A	TO	Blk	Stl
04	Traore, Mustapha	f	4-5	0-0	1-2	1	3	4	2	9	0	3	1	0
32	Quinn, Diago	c	3-4	0-0	1-2	2	2	4	3	7	1	0	2	0
03	Hammond, Deion	g	2-7	1-2	0-2	0	1	1	4	5	1	0	0	0
11	Papas, George	g	2-4	2-4	1-2	0	1	1	1	7	2	1	0	0
24	Pillari, Louie	g	1-5	0-2	0-0	0	0	0	1	2	0	3	0	0
00	Salnave, Ray		1-3	0-0	0-0	0	3	3	0	2	0	0	0	1
02	Martin, Melik		2-3	1-1	0-0	1	2	3	1	5	1	2	0	1
10	Seaborn, Micah		9-13	3-5	2-2	1	3	4	1	23	3	3	1	0
13	McClary, Marcus		0-0	0-0	0-2	0	0	0	0	1	0	0	0	1
23	Tilghman, Austin		6-8	1-2	1-3	1	5	6	1	14	5	3	0	3
33	Tillman, Zac		4-6	0-0	2-4	1	2	3	1	10	0	2	0	1
44	Ibiezugbe, Sam		0-0	0-0	0-0	0	1	1	0	0	0	0	0	0
	Team					2	0	2						
Totals			34-58	8-16	8-17	9	25	34	15	84	14	17	4	7
FG % 1st Half: 19-30			63.3%	2nd half: 15-28			53.6%	Game: 34-58			58.6%	Deadball		
3FG % 1st Half: 5-9			55.6%	2nd half: 3-7			42.9%	Game: 8-16			50.0%	Rebounds		
FT % 1st Half: 0-0			0.0%	2nd half: 8-17			47.1%	Game: 8-17			47.1%	2		

Officials: DJ Carstensen, Marek Drabinski, Ray Perone
Technical fouls: Hofstra-Gustys, Rokas. Monmouth-None.
Attendance: 2012

Score by periods	1st	2nd	Total
Hofstra	30	55	85
Monmouth	43	41	84

Last FG - HOFSTRA 2nd-00:02, MON 2nd-00:24.
Largest lead - HOFSTRA by 6 1st-16:13, MON by 14 2nd-15:16.
HOFSTRA led for 11:45. MON led for 24:25. Game was tied for 03:50.

Score tied - 6 times.
Lead changed - 10 times.

GAME 11: MONMOUTH AT PRINCETON

Official Basketball Box Score -- Game Totals -- Final Statistics
Monmouth vs Princeton
12/12/17 7:05 p.m. at Princeton, N.J. (Jadwin Gym)

Monmouth 58 • 3-8

#	Player		Total	3-Ptr	Rebounds									
			FG-FGA	FG-FGA	FT-FTA	Off	Def	Total	PF	TP	A	To	Blk	Stl
04	Traore, Mustapha	f	1-3	0-0	0-0	2	1	3	1	2	1	2	1	19
32	Quinn, Diago	f	4-6	0-0	3-7	4	0	4	2	11	0	3	0	22
03	Hammond, Deion	g	6-10	5-8	0-0	0	0	0	1	17	0	2	0	28
10	Seaborn, Micah	g	2-10	2-4	2-2	0	2	2	3	8	3	3	0	131
23	Tilghman, Austin	g	1-5	1-2	4-4	0	8	8	2	7	1	4	0	36
00	Salnave, Ray		1-4	0-1	4-4	2	3	5	3	6	0	4	0	217
02	Martin, Melik		0-1	0-1	0-0	0	2	2	2	0	0	0	0	18
11	Papas, George		0-0	0-0	0-0	0	2	2	0	0	0	1	0	4
13	McClary, Marcus		2-2	0-0	2-2	0	1	1	1	6	0	0	0	113
24	Pillari, Louie		0-1	0-1	0-0	0	0	0	1	0	0	0	0	3
33	Tillman, Zac		0-1	0-0	1-2	0	2	2	2	1	2	1	0	11
44	Ibiezugbe, Sam		0-1	0-0	0-0	0	2	2	0	0	0	0	0	8
Team						1	2	3						
Totals			17-44	8-17	16-21	9	25	34	18	58	7	20	1	6200
FG % 1st Half: 7-23		30.4%	2nd half: 10-21		47.6%	Game: 17-44		38.6%					Deadball	
3FG % 1st Half: 5-12		41.7%	2nd half: 3-5		60.0%	Game: 8-17		47.1%					Rebounds	
FT % 1st Half: 7-7		100.0	2nd half: 9-14		64.3%	Game: 16-21		76.2%					2	

Princeton 69 • 3-6

#	Player	Total		3-Ptr		Rebounds			PF	TP	A TO Blk Stl				Min
		FG-FGA	FG-FGA	FT-FTA	Off	Def	Total	PF			A	TO	Blk	Stl	
22	Desrosiers, Jerome	f	0-2	0-2	0-0	0	0	0	0	0	0	0	0	8	
33	Much, Sebastian	f	3-6	2-5	1-2	1	4	5	1	9	5	2	0	26	
03	Cannady, Devin	g	6-13	4-9	2-2	1	3	4	3	18	1	1	0	40	
05	Bell, Amir	g	4-7	1-3	2-2	0	5	5	3	11	4	2	0	2	34
12	Stephens, Myles	g	7-14	5-9	0-1	3	5	8	1	19	1	1	1	0	36
04	LeBlanc, Mike		0-3	0-3	0-0	0	1	1	0	0	0	0	0	6	
35	Schwieger, Ryan		3-5	0-2	2-2	0	2	2	3	8	1	3	0	4	23
14	Arliguzoh, Richmond		0-0	0-0	0-0	0	0	0	2	0	2	0	0	11	
35	Brennan, Alec		1-2	1-1	1-2	0	1	1	2	4	0	2	1	0	16
Team						0	0	0				1			
Totals			24-52	13-34	8-11	5	21	26	15	69	14	12	2	8	200
FG % 1st Half: 11-28		39.3%	2nd half: 13-24		54.2%	Game: 24-52		46.2%	Deadball		Rebounds				
3FG % 1st Half: 6-18		33.3%	2nd half: 7-16		43.8%	Game: 13-34		38.2%							
FT % 1st Half: 3-5		60.0%	2nd half: 5-6		83.3%	Game: 8-11		72.7%							

Officials: Jeff Janosik, Jose Carrion, Douglas Hopper
Technical fouls: Monmouth-None. Princeton-None.
Attendance: 1549

Score by periods	1st	2nd	Total
Monmouth	26	32	58
Princeton	31	38	69

Last FG - MON 2nd-02:50, PRIN 2nd-00:52.
Largest lead - MON by 13 1st-13:38, PRIN by 13 2nd-17:00.
MON led for 10:19, PRIN led for 26:40. Game was tied for 03:00.

Score tied - 1 time.
Lead changed - 3 times.

GAME 10: MONMOUTH vs KENTUCKY

Official Basketball Box Score -- Game Totals -- Final Statistics
Monmouth vs KENTUCKY
12/9/17 12pm at Madison Square Garden, New York, NY

Monmouth 76

#	Player	Total			3-Ptr			Rebounds			PF	TP	A TO Blk Stl			Min
		FG-FGA	FG-FGA	FT-FTA	Off	Def	Tot	Off	Def	Tot						
04	Traore, Mustapha	f	1-1	0-0	1-2	0	0	0	2	3	0	1	0	0	10	
32	Quinn, Diago	c	1-4	0-0	2-3	1	1	2	1	4	0	2	1	0	10	
00	Salnave, Ray	g	2-9	0-2	3-4	0	3	3	3	7	5	2	0	3	19	
10	Seaborn, Micah	g	5-14	4-10	4-4	2	3	5	1	18	3	3	0	2	32	
23	Tilghman, Austin	g	3-8	0-2	0-0	0	1	1	1	6	3	0	0	3	32	
01	Sarr, Pierre	g	1-1	1-1	1-2	3	1	4	2	4	2	2	0	0	9	
02	Martin, Melik		0-2	0-0	0-0	3	1	4	2	0	1	0	1	1	16	
03	Hammond, Deion		7-16	4-11	1-1	1	2	3	3	19	1	0	0	0	24	
11	Papas, George		0-2	0-2	0-0	0	0	0	0	0	1	0	0	0	8	
13	McClary, Marcus		0-2	0-0	0-0	1	1	0	0	0	0	0	0	0	6	
15	Pillari, Dan		1-1	1-1	0-0	0	0	0	0	3	1	0	0	0	1	
24	Pillari, Louie		0-0	0-0	2-2	0	0	0	0	2	0	0	0	0	2	
33	Tillman, Zac		1-5	0-0	0-0	1	5	6	3	2	2	4	0	1	20	
44	Ibiezugbe, Sam		4-5	0-0	0-0	2	0	2	3	8	1	1	0	0	11	
	Team					2	1	3								
Totals			26-70	10-29	14-18	16	18	34	21	76	20	15	2	10	200	

2017-18 BOX SCORES

GAME 13: MONMOUTH AT QUINNIPIAC

Official Basketball Box Score -- Game Totals -- Final Statistics
Monmouth vs Quinnipiac
12/28/17 7:30 p.m. at Hamden, CT (TD Bank Sports Center)

Monmouth 76 • 4-9, 0-1 MAAC

#	Player		Total			3-Ptr			Rebounds				PF	TP	A TO Blk Stl				Min
			FG-FGA	FG-FGA	FT-FTA	Off	Def	Tot	A	TO	Blk	Stl							
04	Traore, Mustapha	r	2-4	0-0	0-0	3	1	4	2	4	2	2	0	0	0	14			
32	Quinn, Diago	r	3-6	0-0	0-0	1	1	2	5	6	0	1	0	0	0	14			
03	Hammond, Deion	g	4-9	3-5	2-2	0	2	2	0	13	2	1	0	0	0	25			
10	Seaborn, Micah	g	5-10	1-5	3-4	0	5	5	3	14	2	1	1	3	27				
23	Tilghman, Austin	g	5-6	0-0	3-5	2	6	8	3	13	7	3	0	0	0	31			
00	Salnave, Ray	g	1-4	0-2	0-0	0	2	2	1	2	2	0	0	1	1	12			
01	Sarr, Pierre		1-1	1-1	3-4	1	1	2	0	6	1	0	1	2	7				
02	Martin, Melik		0-3	0-2	0-0	0	3	3	1	0	2	0	0	0	0	16			
13	McClary, Marcus		2-4	0-0	0-0	1	2	3	2	4	0	0	0	0	0	9			
24	Pillari, Louie		2-6	2-3	0-0	1	1	2	1	6	1	0	0	0	0	18			
33	Tillman, Zac		2-3	0-0	0-0	0	0	0	0	4	0	1	0	1	1	16			
44	Ibiezugbe, Sam		2-4	0-0	0-0	0	1	1	0	4	0	0	0	0	0	11			
Team						0	1	1											
Totals				29-60	7-18	11-15	9	26	35	18	76	19	9	2	7	200			
FG % 1st Half: 17-32 53.1%			2nd half: 12-28 42.9%			Game: 29-60 48.3%			Deadball Rebounds 0										
3FG % 1st Half: 5-11 45.5%			2nd half: 2-7 28.6%			Game: 7-18 38.9%													
FT % 1st Half: 4-5 80.0%			2nd half: 7-10 70.0%			Game: 11-15 73.3%													

Quinnipiac 78 • 4-9, 1-0 MAAC

#	Player	Total			3-Ptr			Rebounds			PF	TP	A TO Blk Stl				Min.							
		FG-FGA	FG-FGA	FT-FTA	Off	Def	Tot	A	TO	Blk			Stl											
11	Chigha, Alain	r	1-2	0-1	4-5	0	1	1	3	6	1	0	0	0	1	12								
34	Bundu, Abdulai	r	4-5	0-0	3-4	1	7	8	3	11	0	1	1	0	0	31								
01	Young, Cameron	g	7-12	3-8	3-6	1	7	8	1	20	3	3	1	3	36									
12	Washington, Isalah	g	1-7	1-4	1-2	0	0	0	2	4	1	2	1	1	1	32								
15	Kelly, Rich	g	1-7	0-3	4-5	0	4	4	3	6	1	1	3	0	1	34								
00	Robinson, Aaron		1-4	0-2	0-0	2	1	3	0	2	1	0	0	0	0	13								
14	Robinson, Andrew		4-9	3-7	0-0	1	1	2	1	11	1	0	0	0	0	21								
25	Rigioni, Jacob		6-7	6-7	0-0	0	1	1	3	18	2	1	1	0	0	21								
Team						2	3	5																
Totals			25-53	13-32	15-22	7	25	32	16	78	20	10	4	6	200									
FG % 1st Half: 16-32 50.0%		2nd half: 9-21 42.9%		Game: 25-53 47.2%		Deadball Rebounds 2.1																		
3FG % 1st Half: 7-19 36.8%		2nd half: 6-13 46.2%		Game: 13-32 40.6%																				
FT % 1st Half: 5-5 100.0		2nd half: 10-17 58.8%		Game: 15-22 68.2%																				

Officials: Brian Dorsey, Ron Tyburski, Anthony Burris
Technical fouls: Monmouth-None. Quinnipiac-None.
Attendance: 1897

Score by periods	1st	2nd	Total
Monmouth	43	33	76
Quinnipiac	44	34	78

Last FG - MON 2nd-00:08, QUI 2nd-02:09.
Largest lead - MON by 5 1st-08:32, QUI by 8 2nd-05:17.
MON led for 07:43. QUI led for 27:15. Game was tied for 05:02.

Score tied - 7 times.
Lead changed - 10 times.

GAME 14: MONMOUTH AT SAINT PETER'S

Official Basketball Box Score -- Game Totals -- Final Statistics
Monmouth vs Saint Peter's
12/31/17 12 p.m. at Jersey City, NJ - Yanitelli Center

Monmouth 64 • 4-10, 0-2 MAAC

#	Player		Total		3-Ptr		Rebounds			PF	TP	A TO Blk Stl				Min							
			FG-FGA	FG-FGA	FT-FTA	Off	Def	Tot	A			TO	Blk	Stl									
04	Traore, Mustapha	r	0-2	0-0	0-0	0	1	1	1	0	1	1	0	0	4								
32	Quinn, Diago	r	1-3	0-0	0-2	1	2	3	3	2	1	1	1	0	10								
03	Hammond, Deion	g	2-7	0-4	3-4	0	1	1	3	7	1	2	1	2	28								
10	Seaborn, Micah	g	4-7	2-4	6-6	0	3	3	1	16	2	1	0	0	20								
23	Tilghman, Austin	g	3-6	0-0	4-4	1	1	2	1	10	0	1	1	1	29								
00	Salnave, Ray		2-3	2-3	3-4	0	6	6	4	9	1	3	2	0	24								
01	Sarr, Pierre		0-1	0-1	0-0	0	4	4	2	0	1	1	0	0	11								
02	Martin, Melik		0-2	0-1	0-0	0	0	0	0	0	0	0	0	0	7								
13	McClary, Marcus		3-5	0-0	1-1	1	3	4	3	7	1	2	0	0	23								
24	Pillari, Louie		1-4	0-3	0-0	0	0	0	3	2	0	1	0	0	14								
33	Tillman, Zac		3-5	0-0	1-1	2	0	2	3	7	0	5	1	0	16								
44	Ibiezugbe, Sam		2-2	0-0	0-2	0	1	1	1	4	0	0	0	1	14								
Team						0	1	1															
Totals			21-47	4-16	18-24	5	23	28	25	64	7	18	6	4	200								
FG % 1st Half: 10-24 41.7%		2nd half: 11-23 47.8%		Game: 21-47 44.7%		Deadball Rebounds 3																	
3FG % 1st Half: 2-8 25.0%		2nd half: 2-8 25.0%		Game: 4-16 25.0%																			
FT % 1st Half: 8-11 72.7%		2nd half: 10-13 76.9%		Game: 18-24 75.0%																			

Saint Peter's 77 • 7-6, 1-1 MAAC

#	Player		Total		3-Ptr		Rebounds			Off	Def	Tot	PF	TP	A TO Blk Stl				Min
			FG	FGA	FG	FGA	FT	FTA									A	TO	
11	Enechionya, Nnamdi	f	4-10	3-5	4-5	0	2	2	1	15	1	1	0	0	35				
23	Idowu, Samuel	f	2-7	2-3	2-2	2	3	5	4	8	0	0	1	0	12				
00	Griffin, Nick	g	6-17	3-7	2-2	0	3	3	1	17	2	1	0	0	34				
03	Gonzales, Elijah	g	2-2	0-0	0-0	0	3	3	2	4	5	3	0	1	25				
24	Taylor, Quinn	g	2-9	0-2	5-5	1	6	7	3	9	2	1	0	2	32				
12	Livingston, Jeremiah		0-0	0-0	0-0	0	0	0	0	0	0	0	0	0	3				
15	Ndiaye, Mamadou		1-1	1-1	5-7	1	1	2	3	8	1	2	1	1	16				
21	Powell, Julian		2-3	0-0	2-2	2	2	4	2	6	1	1	2	1	15				
25	Jones, Cameron		2-6	0-2	6-6	1	3	4	1	10	2	2	0	3	28				
Team							5	1	6										
Totals				21-55	9-20	26-29	12	24	36	17	77	14	13	4	8	200			
FG % 1st Half: 7-28 25.0% 2nd half: 14-27 51.9% Game: 21-55 38.2%																Deadball Rebounds			
3FG % 1st Half: 2-10 20.0% 2nd half: 7-10 70.0% Game: 9-20 45.0%																			
FT % 1st Half: 14-15 93.3% 2nd half: 12-14 85.7% Game: 26-29 89.7%																			

Officials: Rob Riley, Josh White, Mike Luckie
Technical fouls: Monmouth-None. Saint Peter's-None.
Attendance: 580

Score by periods	1st	2nd	Total
Monmouth	30	34	64
Saint Peter's	30	47	77

Last FG - MON 2nd-00:00, SPUM 2nd-01:57.
Largest lead - MON None, SPUM by 19 2nd-11:47.
MON led for 00:00. SPUM led for 36:09. Game was tied for 03:51.

Score tied - 2 times.
Lead changed - 0 times.

GAME 15: MONMOUTH vs MANHATTAN

Official Basketball Box Score -- Game Totals -- Final Statistics
Manhattan vs Monmouth
01/05/18 7:04 PM at OceanFirst Bank Center

Manhattan 66 • 7-8, 2-1 MAAC

#	Player	Total		3-Ptr		Rebounds			PF	TP	A TO Blk Stl				Min
		FG-FGA	FG-FGA	FT-FTA	Off	Def	Tot	A			TO	Blk	Stl		
04	Waterman, Zane	f	3-8	0-2	0-1	1	1	2	4	6	1	0	0	0	20
23	Williams, Rich	f	7-10	4-7	2-2	1	6	7	1	20	1	7	1	2	34
33	Paulicap, Pauly	f	1-2	0-0	0-0	1	1	2	4	2	0	0	0	0	14
03	Turner, Xavier	g	4-7	4-5	2-2	0	1	1	3	14	3	2	0	1	26
22	Capuano, Thomas	g	0-3	0-1	0-0	1	2	3	1	0	1	1	0	0	17
02	Strzala, Patrick		1-3	1-3	2-2	1	0	1	2	5	0	0	0	0	7
10	Mack, Nehemiah		1-4	1-3	0-0	0	0	0	3	3	2	1	0	3	15
11	Walker Jr., Aaron		2-8	0-3	2-3	1	1	2	0	6	1	2	0	2	21
14	Crawford, Calvin		3-7	1-4	3-4	2	3	5	0	10	1	2	0	0	30
24	Ebube, Ebube		0-2	0-0	0-0	0	0	0	0	0	0	0	0	2	11
30	Diallo, Ibrahima		0-1	0-0	0-1	1	3	4	2	0	0	2	0	0	5
Team						0	3	0							
Totals			22-55	11-28	11-15	9	18	27	20	66	10	17	1	10	200
FG % 1st Half: 12-31 38.0%		2nd half:	10-24 41.7%	Game: 22-55 40.0%										Deadball	
FG % 2nd Half: 8-19 42.1%		2nd half:	3-9 33.3%	Game: 11-25 44.0%										Rebounds	
FT % 1st Half: 1-1 50.0%		2nd half:	11-15 73.3%	Game: 11-15 73.3%										1	

2017-18 BOX SCORES

GAME 17: MONMOUTH AT CANISIUS

Official Basketball Box Score -- Game Totals -- Final Statistics
Monmouth vs Canisius
01/14/18 2:05 PM at Koessler Athletic Center (Buffalo, NY)

Monmouth 79 • 5-12, 1-4 MAAC

#	Player	Total		3-Ptr		Rebounds		PF	TP	A	TO	Blk	Stl	Min
		FG-FGA	FG-FGA	FT-FTA	FT-FTA	Off	Def							
04	Traore, Mustapha	r	0-2	0-0	2-4	2	4	6	1	2	0	1	0	15
32	Quinn, Diago	c	4-7	0-0	7-9	2	3	5	2	15	0	1	0	26
00	Salnave, Ray	g	2-6	0-2	3-4	0	3	3	5	7	2	1	0	21
03	Hammond, Deion	g	2-7	1-4	1-2	0	0	0	4	6	0	1	0	21
23	Tilghman, Austin	g	8-10	0-0	6-9	0	9	9	2	22	5	7	0	34
01	Sarr, Pierre		0-0	0-0	0-0	0	0	0	2	0	0	0	0	5
02	Martin, Melik		1-4	0-1	0-0	0	1	1	3	2	1	2	0	17
11	Papas, George		1-3	1-3	2-2	0	1	1	2	5	1	2	0	12
13	McClary, Marcus		0-3	0-0	0-0	0	1	1	2	0	0	0	1	10
24	Pillari, Louie		6-7	4-5	2-2	0	1	1	3	18	2	0	0	25
33	Tillman, Zac		1-4	0-0	0-0	1	0	1	2	2	1	1	0	14
44	Ibiezugbe, Sam		0-0	0-0	0-0	0	0	0	2	0	0	0	0	0+
Team						1	1	2			1			
Totals			25-53	6-15	23-32	6	24	30	28	79	13	18	1	200

FG % 1st Half: 14-27 59.3% 2nd half: 9-26 34.6% Game: 25-53 47.2% Deadball Rebounds 4
3FG % 1st Half: 4-7 57.1% 2nd half: 2-8 25.0% Game: 6-15 40.0%
FT % 1st Half: 9-12 75.0% 2nd half: 14-20 70.0% Game: 23-32 71.9%

Canisius 94 • 11-8, 5-1 MAAC

#	Player	Total		3-Ptr		Rebounds		PF	TP	A	TO	Blk	Stl	Min
		FG-FGA	FG-FGA	FT-FTA	FT-FTA	Off	Def							
02	Crumpton, Jermaine	r	6-14	3-4	8-9	0	5	5	0	23	1	0	1	33
10	Planincic, Selvedin	c	0-2	0-2	0-0	0	2	2	4	0	3	1	0	15
01	Johnson, Malik	g	3-4	3-3	1-2	0	3	3	3	10	2	3	0	24
13	Reese, Isaiah	g	7-11	3-6	5-5	0	7	7	3	22	5	3	1	24
15	Molson, Takal	g	3-11	1-5	11-16	1	5	6	4	18	5	2	0	35
03	Sanks, Jonathan		3-3	3-3	0-0	0	1	1	2	9	1	3	0	17
04	White, Jalanni		0-0	0-0	0-0	0	0	0	0	0	0	0	0	2
05	Heath, D.J.		0-0	0-0	0-0	0	0	0	1	0	1	0	0	6
11	Lotts, Marcale		0-0	0-0	0-0	2	0	2	4	0	0	0	0	7
14	Foley, Spencer		0-2	0-2	0-0	0	0	0	1	0	1	0	0	5
21	Hitchon, Scott		0-1	0-1	0-0	0	0	0	1	0	0	1	0	10
22	Faulkner, Jibreel		2-6	1-4	7-8	3	0	3	2	12	1	1	0	10
Team						5	4	9			1			
Totals			24-54	14-30	32-40	11	27	38	25	94	20	18	2	200

FG % 1st Half: 11-29 37.9% 2nd half: 13-25 52.0% Game: 24-54 44.4% Deadball Rebounds 3
3FG % 1st Half: 6-15 40.0% 2nd half: 8-15 53.3% Game: 14-30 46.7%
FT % 1st Half: 15-19 78.9% 2nd half: 17-21 81.0% Game: 32-40 80.0%

Officials: Robert Riley, Andy O'Brien, Anthony Burris
Technical fouls: Monmouth-Salnave, Ray. Canisius-None.
Attendance: 1136
Can. Career high 12 points, Faulkner.
Mon: Career high 22 points, Tilghman.

Score by periods	1st	2nd	Total
Monmouth	45	34	79
Canisius	43	51	94

Last FG - MON 2nd-03:31, CAN 2nd-02:06.
Largest lead - MON by 13 1st-09:36, CAN by 19 2nd-05:18.
MON led for 18:02. CAN led for 15:37. Game was tied for 02:01.

Score tied - 3 times.
Lead changed - 6 times.

GAME 18: MONMOUTH vs IONA

Official Basketball Box Score -- Game Totals -- Final Statistics
Iona vs Monmouth
01/19/18 7:04 PM at OceanFirst Bank Center

Iona 76 • 12-7, 6-1 MAAC

#	Player	Total		3-Ptr		Rebounds		PF	TP	A	TO	Blk	Stl	Min
		FG-FGA	FG-FGA	FT-FTA	FT-FTA	Off	Def							
02	Crawford, E.J.	r	7-16	2-7	0-0	1	0	1	1	16	1	2	0	32
13	Edogi, TK	r	4-7	0-0	4-4	1	8	9	3	12	0	1	1	25
00	McGill, Rickey	g	7-14	2-6	2-2	1	1	2	3	18	2	3	0	36
04	Casimir, Schadrac	g	0-2	0-2	2-2	0	4	4	1	2	2	3	0	1
15	Much, Deyshonee	g	2-5	2-5	2-2	0	4	4	2	8	4	1	2	36
01	Lewis, Zach		0-3	0-3	0-0	0	2	2	0	0	0	0	0	12
03	Seaforth, C.J.		1-2	1-1	0-0	0	0	0	0	1	3	1	0	0
11	Griffin, Roland		6-7	0-0	3-5	1	6	7	4	15	1	4	1	16
20	Svandrik, Jan		0-2	0-1	2-2	3	0	3	4	2	1	0	0	7
Team						0	0	0						
Totals			27-58	7-25	15-17	7	25	32	19	76	12	14	4	200

FG % 1st Half: 14-30 46.7% 2nd half: 13-28 46.4% Game: 27-58 46.6% Deadball Rebounds 0,1
3FG % 1st Half: 4-13 30.8% 2nd half: 3-12 25.0% Game: 7-25 28.0%
FT % 1st Half: 10-11 90.9% 2nd half: 5-6 83.3% Game: 15-17 88.2%

Monmouth 73 • 5-13, 1-5 MAAC

#	Player	Total		3-Ptr		Rebounds		PF	TP	A	TO	Blk	Stl	Min
		FG-FGA	FG-FGA	FT-FTA	FT-FTA	Off	Def							
04	Traore, Mustapha	r	2-4	0-0	0-1	0	4	4	1	4	0	0	0	13
32	Quinn, Diago	c	2-7	0-0	2-4	1	2	3	4	6	0	0	0	26
00	Salnave, Ray	g	5-6	2-2	4-6	1	1	2	3	16	3	0	4	30
03	Hammond, Deion	g	4-7	3-6	2-2	0	1	1	2	13	2	3	0	1
23	Tilghman, Austin	g	3-9	0-2	0-0	2	7	9	0	6	8	5	0	34
01	Sarr, Pierre		0-0	0-0	0-0	0	0	0	0	0	0	0	0	0+
02	Martin, Melik		4-6	1-2	3-3	1	3	4	2	12	2	2	1	20
10	Seaborn, Micah		3-9	3-5	0-0	0	5	5	2	9	1	4	0	1
13	McClary, Marcus		0-1	0-0	0-0	0	0	0	1	0	0	0	0	4
24	Pillari, Louie		1-3	0-2	0-0	0	0	0	1	2	1	0	0	16
33	Tillman, Zac		2-3	0-0	1-2	1	2	3	4	5	0	2	0	12
Team						0	0	0						
Totals			26-55	9-19	12-18	6	25	31	20	73	17	18	2	200

FG % 1st Half: 12-26 46.2% 2nd half: 14-29 48.3% Game: 26-55 47.3% Deadball Rebounds 3,1
3FG % 1st Half: 4-10 40.0% 2nd half: 5-9 55.6% Game: 9-19 47.4%
FT % 1st Half: 6-10 60.0% 2nd half: 6-8 75.0% Game: 12-18 66.7%

Officials: Ron Tyburski, Paul Szelc, Kevin O'Connell
Technical fouls: Iona-None. Monmouth-None.
Attendance: 3020

Score by periods	1st	2nd	Total
Iona	42	34	76
Monmouth	34	39	73

Points	In Paint	Off T/O	2nd Chance	Fast Break	Bench
Iona	34	19	7	9	20
MON	26	16	7	9	28

Last FG - ION 2nd-00:32, MON 2nd-01:30.
Largest lead - ION by 13 1st-00:53, MON by 4 1st-19:02.
ION led for 19:35. MON led for 15:50. Game was tied for 04:35.

Score tied - 8 times.
Lead changed - 9 times.

GAME 19: MONMOUTH vs SIENA

Official Basketball Box Score -- Game Totals -- Final Statistics
Sienna vs Monmouth
01/25/18 7:04 PM at OceanFirst Bank Center

Sienna 56 • 6-16, 2-7 MAAC

#	Player	Total		3-Ptr		Rebounds		PF	TP	A	TO	Blk	Stl	Min
		FG-FGA	FG-FGA	FT-FTA	FT-FTA	Off	Def							
11	Hueter, Jr., Thomas	r	2-5	0-3	1-2	2	1	3	2	5	1	2	0	25
32	Fisher, Evan	r	2-8	2-6	4-4	0	1	1	3	10	0	0	0	24
03	Camper, Manny	g	2-4	0-0	1-3	2	1	3	2	5	0	3	0	1
20	Penn, Roman	g	0-5	0-3	7-8	4	6	10	3	7	3	2	0	35
23	Horn, Jordan	g	3-9	3-8	1-1	1	1	2	1	10	1	0	0	29
02	Bentley, Christian		0-0	0-0	0-2	0	1	1	1	0	0	0	0	5
05	Smithen, Kadeem		2-4	0-1	0-0	1	2	3	3	4	1	1	0	14
12	Diamond, Ben		0-0	0-0	0-0	0	0	0	0	0	0	0	0	1
15	Odoro, Prince		1-1	0-0	1-3	0	1	1	5	3	0	4	1	13
21	Shivers, Ahsante		4-12	3-3	1-4	1	1	2	2	12	0	0	0	23
34	Degnan, Kevin		0-1	0-0	0-0	0	0	0	0	0	0	0	0	2
35	Friday, Sammy		0-0	0-0	0-0	0	0	0	0	0	0	0	0	2
Team						6	4	10			2			
Totals			16-49	8-24	16-27	17	19	36	22	56	6	14	4	200

FG % 1st Half: 10-25 40.0% 2nd half: 6-24 25.0% Game: 16-49 32.7% Deadball Rebounds 5,1
3FG % 1st Half: 5-13 38.5% 2nd half: 3-11 27.3% Game: 8-24 33.3%
FT % 1st Half: 5-8 62.5% 2nd half: 11-19 57.9% Game: 16-27 59.3%

Monmouth 67 • 6-13, 2-5 MAAC

#	Player	Total	3-Ptr	Rebounds										
		FG-FGA	FG-FGA	FT-FTA	Off	Def	TP	PF	TP	A	To	Blk	Stl	Min
04	Traore, Mustapha	f	1-3	0-0	0-0	1	3	4	1	2	0	1	0	23
32	Quinn, Diago	c	2-3	0-0	3-4	1	2	3	3	7	0	2	0	24
00	Salnave, Ray	g	0-7	0-2	4-4	1	1	2	3	4	2	1	0	26
03	Hammond, Deion	g	4-14	2-9	7-10	0	3	3	4	17	1	0	0	32
23	Tilghman, Austin	g	6-9	0-0	8-8	0	7	7	2	20	3	1	0	37
02	Martin, Melik		1-2	0-0	0-1	1	1	2	1	2	1	1	0	14
13	McLary, Marcus		2-2	0-0	1-1	1	1	2	5	0	0	0	1	13
24	Pillari, Louie		4-5	0-0	2-3	0	0	1	2	10	0	1	1	16
33	Timmons, Zac		0-1	0-0	0-0	1	2	3	0	0	1	1	1	15
	Team				3	2	5							
	Totals		20-46	4-14	23-28	8	22	30	23	67	8	8	2	300

2017-18 BOX SCORES

GAME 21: MONMOUTH AT RIDER

Official Basketball Box Score -- Game Totals -- Final Statistics
Monmouth vs Rider University
01/29/18 7:05 p.m. at Lawrenceville, NJ (Alumni Gymnasium)

Monmouth 85 • 7-14 (3-6 MAAC)

#	Player	Total		3-Ptr	Rebounds	PF	TP	A	TO	Bk	Stl	Min
		FG-FGA	FT-FTA		Off Def Tot							
04	Traore, Mustapha	1-4	0-0	2-2	2 5 7	4	4	0	2	0	2	24
32	Quinn, Diago	3-5	0-0	3-5	1 4 5	3	9	0	0	0	1	15
00	Salnave, Ray	5-13	1-6	8-10	0 5 5	4	19	0	4	0	2	29
03	Hammond, Deion	6-13	2-7	3-4	1 3 4	1	17	2	1	0	0	32
23	Tilghman, Austin	6-11	0-1	6-8	0 6 6	3	18	11	3	0	1	38
01	Sarr, Pierre	0-0	0-0	0-0	0 3 3	2	0	0	3	0	1	6
02	Martin, Melik	3-4	0-1	0-1	0 3 3	0	6	1	2	1	0	17
13	McClary, Marcus	0-2	0-0	0-0	1 0 1	2	0	0	1	0	0	10
24	Pillari, Louie	3-8	1-4	0-0	1 1 2	1	7	0	0	0	0	18
33	Tillman, Zac	2-2	0-0	1-3	0 0 0	4	5	0	1	0	0	7
44	Ibiezugbe, Sam	0-0	0-0	0-0	0 1 1	3	0	0	1	0	0	4
Team					3 1 4			1				
Totals		29-62	4-19	23-33	9 32 41	27	85	14	19	1	7	200

FG % 1st Half: 12-29 41.4% 2nd half: 17-33 51.5% Game: 29-62 46.8% Deadball Rebounds 4
3FG % 1st Half: 1-11 9.1% 2nd half: 3-10 30.0% Game: 4-19 21.1%
FT % 1st Half: 8-11 72.7% 2nd half: 15-22 68.2% Game: 23-33 69.7%

Rider University 92 • 16-7 (9-2 MAAC)

#	Player	Total		3-Ptr	Rebounds	PF	TP	A	TO	Bk	Stl	Min
		FG-FGA	FT-FTA		Off Def Tot							
14	Vaughn, Dimencio	4-9	3-4	4-6	2 8 10	3	15	1	1	2	3	30
20	Marshall, Tyre	5-6	0-0	1-4	1 4 5	4	11	3	1	1	0	20
02	Allen, Jordan	8-16	7-13	3-4	0 1 1	5	26	1	3	0	3	29
12	Durham, Anthony	1-5	0-3	3-4	1 3 4	3	5	3	4	0	1	26
23	Jordan, Stevie	2-5	0-2	5-6	0 4 4	2	9	6	5	1	0	33
05	Randall, Tyrell	1-4	1-4	2-3	0 2 2	0	5	0	0	2	0	11
10	Washington-Ives, Kea	0-2	0-0	0-0	0 0 0	1	0	1	0	0	1	12
11	Eke, Devine	3-3	0-0	1-3	2 4 6	3	7	0	0	1	1	14
13	Scott, Frederick	4-8	1-3	2-3	0 1 1	2	11	1	1	0	0	18
15	Cisse, Karamoko	0-0	0-0	0-0	0 0 0	1	0	0	1	0	0	3
44	Wilson, Paxton	1-2	1-2	0-0	0 0 0	2	3	0	1	0	0	4
Team					1 3 4							
Totals		29-60	13-31	21-32	7 30 37	26	92	16	17	7	9	200

FG % 1st Half: 15-32 46.9% 2nd half: 14-28 50.0% Game: 29-60 48.3% Deadball Rebounds 3
3FG % 1st Half: 6-16 37.5% 2nd half: 7-15 46.7% Game: 13-31 41.9%
FT % 1st Half: 10-16 62.5% 2nd half: 11-16 68.8% Game: 21-32 65.6%

Officials: Rob Riley, Andrew Maira, Jeffrey Anderson
Technical fouls: Monmouth-None. Rider University-None.
Attendance: 1650

Score by periods	1st	2nd	Total
Monmouth	33	52	85
Rider University	46	46	92

Last FG - MON 2nd-03:20, RID 2nd-02:06.
Largest lead - MON by 3 1st-18:59, RID by 20 2nd-16:54.
MON led for 02:28. RID led for 36:39. Game was tied for 00:53.

Points	In	Off	2nd	Fast
MON	42	15	9	27
RID	26	23	9	18

Score tied - 3 times.
Lead changed - 5 times.

GAME 22: MONMOUTH vs FAIRFIELD

Official Basketball Box Score -- Game Totals -- Final Statistics
Fairfield vs Monmouth
02/02/18 7:04 pm at OceanFirst Bank Center

Fairfield 79 • 9-13, 4-7 MAAC

#	Player	Total			3-Ptr			Rebounds			PF	TP	A	TO	Bk	Stl	Min
		FG-FGA	FG-FGA	FT-FTA	Off	Def	Tot										
13	Kasibabu, Jonathan	f	2-3	1-1	4-4	4	5	9	4	9	3	1	1	1	21		
03	Nelson, Tyler	g	9-16	5-10	3-6	0	3	3	2	26	3	3	0	1	38		
05	Kavaliauskas, Aidas	g	1-6	1-4	0-0	0	3	3	2	3	3	8	0	2	39		
23	Flavors Jr., Ferron	g	3-9	1-6	3-4	1	4	5	1	10	0	2	0	1	26		
24	Cruz, Jesus	g	5-12	2-5	1-3	2	2	4	2	13	2	1	0	2	37		
01	Segura, Jerome		2-4	0-0	2-2	1	0	1	3	6	1	0	0	0	17		
14	Millin, Matija		1-2	0-0	0-0	1	2	3	0	2	0	0	1	1	5		
15	Methnani, Wassef		1-1	0-0	4-4	0	1	1	5	6	0	2	0	0	8		
30	El-Sheikh, Omar		2-3	0-1	0-0	0	2	2	2	4	0	0	1	0	9		
	Team					1	4	5									
Totals			26-56	10-27	17-23	10	26	36	21	79	12	17	3	8	200		

FG % 1st Half: 12-30 40.0% 2nd half: 14-26 53.8% Game: 26-56 46.4% Deadball Rebounds 2,1
3FG % 1st Half: 5-16 31.3% 2nd half: 5-11 45.5% Game: 10-27 37.0%
FT % 1st Half: 12-17 70.6% 2nd half: 5-6 83.3% Game: 17-23 73.9%

Monmouth 78 • 7-15, 3-7 MAAC

#	Player	Total		3-Ptr	Rebounds	PF	TP	A	TO	Bk	Stl	Min
		FG-FGA	FT-FTA		Off Def Tot							
02	Martin, Melik	0-3	0-0	0-0	2 2 4	0	0	2	1	0	0	18
32	Quinn, Diago	1-3	0-0	2-2	2 2 4	2	4	0	1	1	0	8
00	Salnave, Ray	6-13	2-5	2-4	0 6 6	3	16	1	4	0	1	27
03	Hammond, Deion	4-11	2-7	0-0	1 1 2	2	10	1	1	0	1	26
23	Tilghman, Austin	5-11	0-1	4-4	1 6 7	3	14	9	2	0	1	39
01	Sarr, Pierre	1-3	1-1	4-4	1 1 2	4	7	1	1	1	1	18
13	McClary, Marcus	1-2	0-0	0-0	1 1 2	3	2	0	0	0	1	17
24	Pillari, Louie	2-6	1-3	0-0	0 0 0	1	5	1	0	0	0	16
33	Tillman, Zac	4-6	0-0	10-10	0 3 3	2	18	0	0	1	1	20
44	Ibiezugbe, Sam	1-1	0-0	0-2	0 0 0	1	2	0	1	1	1	11
Team					1 2 3							
Totals		25-59	6-18	22-26	9 24 33	21	78	15	11	4	7	200

FG % 1st Half: 17-29 58.6% 2nd half: 8-30 26.7% Game: 25-59 42.4% Deadball Rebounds 2
3FG % 1st Half: 4-9 44.4% 2nd half: 2-9 22.2% Game: 6-18 33.3%
FT % 1st Half: 11-12 91.7% 2nd half: 11-14 78.6% Game: 22-26 84.6%

Officials: Bill McCarthy, Mel Chettum, Clarence Armstrong
Technical fouls: Fairfield-None. Monmouth-None.
Attendance: 2955

Score by periods	1st	2nd	Total
Fairfield	41	38	79
Monmouth	49	29	78

Last FG - FFD 2nd-00:03, MON 2nd-01:11.
Largest lead - FFD by 7 2nd-09:51, MON by 9 1st-00:43.
FFD led for 11:04. MON led for 25:57. Game was tied for 02:49.

Points	In	Off	2nd	Fast
FFD	26	14	12	2
MON	26	21	6	18

Score tied - 8 times.
Lead changed - 11 times.

GAME 23: MONMOUTH vs NIAGARA

Official Basketball Box Score -- Game Totals -- Final Statistics
Niagara University vs Monmouth
02/04/18 2:04 p.m. at OceanFirst Bank Center

Niagara University 96 • 15-10, 8-4 MAAC

#	Player	Total		3-Ptr	Rebounds	PF	TP	A	TO	Bk	Stl	Min
		FG-FGA	FT-FTA		Off Def Tot							
11	Prochet, Marvin	5-12	1-6	2-2	2 4 6	3	13	1	1	2	1	35
24	King, Greg	0-1	0-0	2-6	5 6 11	3	2	0	2	1	0	16
02	Larkin, Kevin	5-15	2-6	2-2	3 6 9	2	14	3	1	0	0	31
10	Dukes, Kahlil	11-17	5-8	10-10	0 2 2	1	37	4	2	0	3	37
13	Scott, Matt	5-14	0-5	4-4	1 1 2	1	14	3	1	1	0	36
04	Tate, Keleaf	3-6	1-1	2-2	1 3 4	0	9	1	0	0	0	11
05	Towns, James	0-0	0-0	0-0	0 0 0	0	0	0	0	0	0	3
21	Green, Klerell	0-1	0-1	0-0	0 0 0	1	0	1	0	0	0	1
30	Kuakumensah, Greg	1-3	0-1	0-0	1 2 3	4	2	0	0	2	1	17
32	Robb, Dominic	1-1	0-0	3-4	1 1 2	4	5	0	0	1	0	13
Team					1 2 3							
Totals		31-70	9-28	25-30	15 27 42	19	96	13	7	7	5	200

FG % 1st Half: 16-35 45.7% 2nd half: 15-35 42.9% Game: 31-70 44.3% Deadball Rebounds 2
3FG % 1st Half: 4-12 33.3% 2nd half: 5-16 31.3% Game: 9-28 32.1%
FT % 1st Half: 6-8 75.0% 2nd half: 19-22 86.4% Game: 25-30 83.3%

Monmouth 91 • 7-16, 3-8 MAAC

#	Player	Total		3-Ptr	Rebounds	PF	TP	A	TO	Bk	Stl	Min
		FG-FGA	FT-FTA		Off Def Tot							
02	Martin, Melik	5-13	3-4	4-4	4 2 6	3	17	0	1	0	1	28
32	Quinn, Diago	2-7	0-0	3-4	3 1 4	2	7	0	1	0	0	15
00	Salnave, Ray	4-7	2-2	2-2	0 5 5	5	12	3	3	0	1	22
03	Hammond, Deion	5-15	3-9	1-2	1 0 1	2	14	0	1	1	2	32
23	Tilghman, Austin	2-9	0-3	3-4	0 13 13	2	7	9	4	0	0	37
01	Sarr, Pierre	1-3	0-1	0-0	1 2 3	2	2	0	0	0	0	12
04	Traore, Mustapha	0-0	0-0	0-0	0 0 0	0	0	0	0	0	0	2
13	McClary, Marcus	1-2	0-0	0-2	2 1 3	0	2	0	0	0	0	12
24	Pillari, Louie	6-9	4-6	2-2	0 1 1	3	18	1	1	0	0	18
33	Tillman, Zac	5-8	0-0	2-2	4 0 4	2	12	2	1	0	0	18
44	Ibiezugbe, Sam	0-0	0-0	0-0	1 1 2	0	0	0	0	0	0	4
Team					1 0 1							
Totals		31-73	12-25	17-22	17 26 43	21	91	15	12	1	4	200

FG % 1st Half: 19-39 48.7% 2nd half: 12-34 35.3% Game: 31-73 42.5% Deadball Rebounds 3,1
3FG % 1st Half: 5-9 55.6% 2nd half: 7-16 43.8% Game: 12-25 48.0%
FT % 1st Half: 1-4 25.0% 2nd half: 16-18 88.9% Game: 17-22 77.3%

Officials: Brandon Cruz, Josh White, Adam Vandenburg
Technical fouls: Niagara University-None. Monmouth-TEAM.
Attendance: 2080

Score by periods	1st	2nd	Total
Niagara University	42	54	96
Monmouth	44	47	91

Monmouth Combined Team Statistics (as of Feb 06, 2018) **All games**

RECORD:	OVERALL	HOME	AWAY	NEUTRAL
ALL GAMES	7-16	4-5	2-10	1-1
CONFERENCE	3-8	2-3	0-5	1-0
NON-CONFERENCE	4-8	2-2	2-5	0-1

#	Player	gp-gs	min	avg	Total	3-Point	F-Throw	Rebounds	pf	dq	a	to	blk	stl	pts	avg
					fg-fga	fg%	3fg-fga	3fg%	ft-fa	ft%	off	def	tot	avg		
10	Seaborn, Micah	13-9	338	26.0	61-132	.462	31-65	.477	39-45	.867	3	47	50	3.8	22	0
03	Hammond, Deion	23-17	555	24.1	92-216	.426	52-136	.382	39-58	.672	12	35	47	2.0	53	1
23	Tilghman, Austin	23-21	773	33.6	88-189	.466	5-31	.161	87-111	.784	13	133	146	6.3	45	0
00	Salnave, Ray	22-13	460	20.9	58-144	.403	15-47	.319	71-99	.717	10	64	74	3.4	68	3
32	Quinn, Diago	23-23	418	18.2	61-120	.508	0-0	.000	51-77	.662	38	60	98	4.3	68	2
24	Pillari, Louie	23-7	367	16.0	56-119	.471	34-71	.479	17-18	.944	6	15	21	0.9	33	1
33	Tillman, Zac	23-0	358	15.6	51-90	.567	0-0	.000	37-52	.712	20	46	66	2.9	55	1
04	Traore, Mustapha	21-18	359	17.1	31-64	.484	0-1	.000	14-28	.500	26	67	93	4.4	40	0
11	Papas, George	15-1	165	11.0	16-42	.381	13-34	.382	9-11	.818	1	14	15	1.0	10	0
02	Martin, Melik	23-2	375	16.3	28-67	.418	8-24	.333	14-22	.636	15	48	63	2.7	39	0
01	Sarr, Pierre	18-3	175	9.7	18-36	.500	6-12	.500	14-22	.636	12	40	52	2.9	28	0
13	McClary, Marcus	23-1	260	11.3	15-37	.405	0-0	.000	10-16	.625	10	22	32	1.4	34	0
44	Ibiezugbe, Sam	18-0	119	6.6	14-24	.583	0-0	.000	0-5	.000	6	13	19	1.1	19	0
15	Pillari, Dan	3-0	3	1.0	1-1	1.000	1-1	1.000	0-0	.000	0	0	0	0.0	0	0
Team											30	25	55			12
Total.....		23	4725		590-1281	.461	165-422	.391	402-564	.713	202	629	831	36.1	514	8
Opponents.....		23	4713		595-1370	.434	216-593	.364	393-572	.687	245	567	812	35.3	483	-

TEAM STATISTICS	MON	OPP	Date	Opponent	Score	Att.
SCORING	1747	1799	11/10/17	BUCKNELL	w 79-78	3159
Points per game	76.0	78.2	11/12/17	at Seton Hall	L 65-75	7139
Scoring margin	-2.3	-	11/14/17	at Lehigh	w 80-72	779
FIELD GOALS-ATT	590-1281	595-1370	11/19/17	at Virginia	L 53-73	13472
Field goal pct	.461	.434	11/22/17	at UNC Asheville	L 51-62	1008
3 POINT FG-ATT	165-422	216-593	11/25/17	PENN	Lo4 96-101	2425
3-point FG pct	.391	.364	11/27/17	ALBANY	w 81-73	1557
3-pt FG made per game	7.2	9.4	12/2/17	at UCONN	Lot 81-84	6582
FREE THROWS-ATT	402-564	393-572	12/06/17	HOFSTRA	L 84-85	2012
Free throw pct	.713	.687	12/9/17	vs KENTUCKY	L 76-93	10438
F-Throws made per game	17.5	17.1	12/12/17	at Princeton	L 58-69	1549
REBOUNDS	831	812	12/22/17	at Yale	w 85-64	1006
Rebounds per game	36.1	35.3	* 12/28/17	at Quinnipiac	L 76-78	1897
Rebounding margin	+0.8	-	* 12/31/17	at Saint Peter's	L 64-77	580
ASSISTS	292	315	* 01/05/18	MANHATTAN	w 77-66	2506
Assists per game	12.7	13.7	* 01/12/18	at Niagara University	L 77-78	949
TURNOVERS	361	300	* 01/14/18	at Canisius	L 79-94	1136
Turnovers per game	15.7	13.0	* 01/19/18	IONA	L 73-76	3020
Turnover margin	-2.7	-	* 01/25/18	SIENA	w 67-56	2005
Assist/turnover ratio	0.8	1.1	* 01/27/18	vs Marist	w 91-78	2545
STEALS	135	158	* 01/29/18	at Rider University	L 85-92	1650
Steals per game	5.9	6.9	* 02/02/18	FAIRFIELD	L 78-79	2955
BLOCKS	56	85	* 02/04/18	NIAGARA UNIVERSITY	L 91-96	2080
Blocks per game	2.4	3.7				
ATTENDANCE	21719	50730				
Home games-Avg/Game	9-2413	12-3146				
Neutral site-Avg/Game	-	2-6492				

* - Conference game

Score by Periods	1st	2nd	OT	OT2	OT3	OT4	Totals
Monmouth	810	898	14	7	11	7	1747
Opponents	863	889	17	7	11	12	1799

Monmouth Season Schedule/Results & Leaders (as of Feb 06, 2018)
All games

RECORD:	OVERALL	HOME	AWAY	NEUTRAL
ALL GAMES	7-16	4-5	2-10	1-1
CONFERENCE	3-8	2-3	0-5	1-0
NON-CONFERENCE	4-8	2-2	2-5	0-1

Date	Opponent	Score	Att.	High Points	High Rebounds
11/10/17	BUCKNELL	W 79-78	3159	(21)Seaborn, Micah	(10)Seaborn, Micah
11/12/17	at Seton Hall	65-75 L	7139	(17)Hammond, Deion	(4)Sarr, Pierre (4)Tillman, Zac (4)Seaborn, Micah
11/14/17	at Lehigh	W 80-72	779	(15)Quinn, Diago (15)Seaborn, Micah	(8)Quinn, Diago
11/19/17	at Virginia	53-73 L	13472	(14)Pillari, Louie	(6)Quinn, Diago (6)Traore, Mustapha
11/22/17	at UNC Asheville	51-62 L	1008	(11)Tilghman, Austin	(6)Traore, Mustapha (6)Papas, George
11/25/17	PENN	96-101 Lo4	2425	(19)Tilghman, Austin	(12)Tilghman, Austin
11/27/17	ALBANY	W 81-73	1557	(18)Salnave, Ray	(7)Tillman, Zac
12/2/17	at UCONN	81-84 Lot	6582	(27)Seaborn, Micah	(8)Traore, Mustapha
12/06/17	HOFSTRA	84-85 L	2012	(23)Seaborn, Micah	(6)Tilghman, Austin
12/9/17	vs KENTUCKY	76-93 L	10438	(19)Hammond, Deion	(6)Tillman, Zac
12/12/17	at Princeton	58-69 L	1549	(17)Hammond, Deion	(8)Tilghman, Austin
12/22/17	at Yale	W 85-64	1006	(23)Pillari, Louie	(14)Tilghman, Austin
12/28/17	*at Quinnipiac	76-78 L	1897	(14)Seaborn, Micah	(8)Tilghman, Austin
12/31/17	*at Saint Peter's	64-77 L	580	(16)Seaborn, Micah	(6)Salnave, Ray
01/05/18	*MANHATTAN	W 77-66	2506	(19)Quinn, Diago	(9)Sarr, Pierre
01/12/18	*at Niagara University	77-78 L	949	(19)Pillari, Louie	(14)Quinn, Diago
01/14/18	*at Canisius	79-94 L	1136	(22)Tilghman, Austin	(9)Tilghman, Austin
01/19/18	*IONA	73-76 L	3020	(16)Salnave, Ray	(9)Tilghman, Austin
01/25/18	*SIENA	W 67-56	2005	(20)Tilghman, Austin	(7)Tilghman, Austin
01/27/18	*vs Marist	W 91-78	2545	(24)Hammond, Deion (24)Tilghman, Austin	(12)Tilghman, Austin
01/29/18	*at Rider University	85-92 L	1650	(19)Salnave, Ray	(7)Traore, Mustapha
02/02/18	*FAIRFIELD	78-79 L	2955	(18)Tillman, Zac	(7)Tilghman, Austin
02/04/18	*NIAGARA UNIVERSITY	91-96 L	2080	(18)Pillari, Louie	(13)Tilghman, Austin

* - Conference game

Attendance Summary	Games	Attend	Avg/Game
Home	9	21719	2413
Away	12	37747	3146
Neutral	2	12983	6492
Total	23	72449	3150

Monmouth Team Game-by-Game (as of Feb 06, 2018) **All games**

TEAM STATISTICS

Opponent	Date	Score		Total		3-Pointers		Free throws		Rebounds										
				fg-fga	pct	3fg-fga	pct	ft-fta	pct	off	def	tot	avg	pf	a	t/o	blk	stl	pts	avg
BUCKNELL	11/10/17	79-78	W	25-51	.490	5-12	.417	24-30	.800	5	33	38	38.0	22	5	13	4	4	79	79.0
at Seton Hall	11/12/17	65-75	L	18-43	.419	7-16	.438	22-26	.846	5	27	32	35.0	20	6	21	4	4	65	72.0
at Lehigh	11/14/17	80-72	W	29-56	.518	8-22	.364	14-23	.609	12	41	53	41.0	20	16	27	2	2	80	74.7
at Virginia	11/19/17	53-73	L	16-48	.333	6-21	.286	15-23	.652	10	18	28	37.8	18	7	14	0	2	53	69.2
at UNC Asheville	11/22/17	51-62	L	17-52	.327	7-24	.292	10-12	.833	8	33	41	38.4	21	9	22	3	5	51	65.6
PENN	11/25/17	96-101	Lot	32-74	.432	8-22	.364	24-51	.471	15	36	51	40.5	39	15	20	4	6	96	70.7
ALBANY	11/27/17	81-73	W	28-56	.500	8-18	.444	17-24	.708	5	24	29	38.9	24	12	8	4	7	81	72.1
at UCONN	12/2/17	81-84	Lot	29-56	.518	8-20	.400	15-26	.577	7	28	35	38.4	26	13	15	2	3	81	73.2
HOFSTRA	12/06/17	84-85	L	34-58	.586	8-16	.500	8-17	.471	9	25	34	37.9	15	14	17	4	7	84	74.4
vs KENTUCKY	12/9/17	76-93	L	26-70	.371	10-29	.345	14-18	.778	16	18	34	37.5	21	20	15	2	10	76	74.6
at Princeton	12/12/17	58-69	L	17-44	.386	8-17	.471	16-21	.762	9	25	34	37.2	18	7	20	1	6	58	73.1
at Yale	12/22/17	85-64	W	29-52	.558	10-16	.625	17-18	.944	4	34	38	37.2	25	19	14	1	7	85	74.1
at Quinnipiac	12/28/17	76-78	L	29-60	.483	7-18	.389	11-15	.733	9	26	35	37.1	18	19	9	2	7	76	74.2
at Saint Peter's	12/31/17	64-77	L	21-47	.447	4-16	.250	18-24	.750	5	23	28	36.4	25	7	18	6	4	64	73.5
MANHATTAN	01/05/18	77-66	W	26-46	.565	4-11	.364	21-30	.700	6	26	32	36.1	22	15	16	1	12	77	73.7
at Niagara University	01/12/18	77-78	L	26-60	.433	6-13	.462	19-27	.704	17	29	46	36.8	24	13	17	2	5	77	73.9
at Canisius	01/14/18	79-94	L	25-53	.472	6-15	.400	23-32	.719	6	24	30	36.4	28	13	18	1	10	79	74.2
IONA	01/19/18	73-76	L	26-55	.473	9-19	.474	12-18	.667	6	25	31	36.1	20	17	18	2	7	73	74.2
SIENA	01/25/18	67-56	W	20-46	.435	4-14	.286	23-28	.821	8	22	30	35.7	23	8	8	2	3	67	73.8
vs Marist	01/27/18	91-78	W	32-60	.533	10-21	.476	17-20	.850	5	30	35	35.7	16	13	9	3	6	91	74.7
at Rider University	01/29/18	85-92	L	29-62	.468	4-19	.211	23-33	.697	9	32	41	36.0	27	14	19	1	7	85	75.1
FAIRFIELD	02/02/18	78-79	L	25-59	.424	6-18	.333	22-26	.846	9	24	33	35.8	21	15	11	4	7	78	75.3
NIAGARA UNIVERSITY	02/04/18	91-96	L	31-73	.425	12-25	.480	17-22	.773	17	26	43	36.1	21	15	12	1	4	91	76.0
Monmouth		1747		590-1281	.461	165-422	.391	402-564	.713	202	629	831	36.1	514	292	361	56	135	1747	76.0
Opponents		1799		595-1370	.434	216-593	.364	393-572	.687	245	567	812	35.3	483	315	300	85	158	1799	78.2

Games played: 23
Points/game: 76.0
FG Pct: 46.1
3FG Pct: 39.1
FT Pct: 71.3

Rebounds/game: 36.1
Assists/game: 12.7
Turnovers/game: 15.7
Assist/turnover ratio: 0.8
Steals/game: 5.9
Blocks/game: 2.4

Monmouth Combined Team Statistics (as of Feb 06, 2018) **Conference games**

RECORD:	OVERALL	HOME	AWAY	NEUTRAL
ALL GAMES	3-8	2-3	0-5	1-0
CONFERENCE	3-8	2-3	0-5	1-0
NON-CONFERENCE	0-0	0-0	0-0	0-0

#	Player	gp-gs	min	avg	Total		3-Point		F-Throw		Rebounds								a	to	blk	stl	pts	avg				
					fg-fga	fg%	3fg-fga	3fg%	ft-fa	ft%	off	def	tot	avg	pf	dq												
23	Tilghman, Austin	11-11	389	35.4	52-101	.515	1-10	.100	52-64	.813	9	73	82	7.5	22	0	73	35	1	17	157	14.3						
03	Hammond, Deion	11-11	286	26.0	47-109	.431	24-66	.364	24-34	.706	4	18	22	2.0	26	1	10	11	4	9	142	12.9						
10	Seaborn, Micah	4-2	81	20.3	16-34	.471	8-17	.471	9-10	.900	0	14	14	3.5	6	0	6	6	1	4	49	12.3						
00	Salnave, Ray	11-9	250	22.7	35-78	.449	9-26	.346	36-48	.750	5	38	43	3.9	35	2	22	31	2	12	115	10.5						
24	Pillari, Louie	11-0	213	19.4	34-72	.472	21-44	.477	10-11	.909	4	7	11	1.0	22	1	8	5	1	3	99	9.0						
32	Quinn, Diago	11-11	200	18.2	30-60	.500	0-0	.000	27-38	.711	20	30	50	4.5	35	1	1	11	4	2	87	7.9						
33	Tillman, Zac	11-0	170	15.5	27-46	.587	0-0	.000	23-30	.767	13	15	28	2.5	27	0	4	14	3	6	77	7.0						
02	Martin, Melik	11-2	177	16.1	17-45	.378	5-17	.294	7-9	.778	9	17	26	2.4	13	0	11	11	4	4	46	4.2						
01	Sarr, Pierre	9-0	97	10.8	9-19	.474	3-5	.600	10-14	.714	6	24	30	3.3	16	0	5	6	2	6	31	3.4						
04	Traore, Mustapha	9-9	143	15.9	8-25	.320	0-0	.000	4-7	.571	8	24	32	3.6	16	0	4	9	2	2	20	2.2						
13	McClary, Marcus	11-0	116	10.5	9-21	.429	0-0	.000	2-4	.500	6	10	16	1.5	19	0	2	6	0	3	20	1.8						
11	Papas, George	3-0	29	9.7	1-4	.250	1-4	.250	2-2	1.000	1	1	2	0.7	2	0	3	4	0	2	5	1.7						
44	Ibiezugbe, Sam	9-0	49	5.4	5-7	.714	0-0	.000	0-4	.000	1	5	6	0.7	6	0	0	2	1	2	10	1.1						
Team											11	11	22											4				
Total.....		11	2200	290-621		.467	72-189	.381	206-275	.749	97	287	384	34.9	245	5	149	155	25	72	858	78.0						
Opponents.....		11	2188	273-631		.433	115-303	.380	209-283	.739	113	267	380	34.5	224	-	150	150	44	69	870	79.1						

TEAM STATISTICS	MON	OPP
SCORING	858	870
Points per game	78.0	79.1
Scoring margin	-1.1	-
FIELD GOALS-ATT	290-621	273-631
Field goal pct	.467	.433
3 POINT FG-ATT	72-189	115-303
3-point FG pct	.381	.380
3-pt FG made per game	6.5	10.5
FREE THROWS-ATT	206-275	209-283
Free throw pct	.749	.739
F-Throws made per game	18.7	19.0
REBOUNDS	384	380
Rebounds per game	34.9	34.5
Rebounding margin	+0.4	-
ASSISTS	149	150
Assists per game	13.5	13.6
TURNOVERS	155	150
Turnovers per game	14.1	13.6
Turnover margin	-0.5	-
Assist/turnover ratio	1.0	1.0
STEALS	72	69
Steals per game	6.5	6.3
BLOCKS	25	44
Blocks per game	2.3	4.0
ATTENDANCE	12566	8757
Home games-Avg/Game	5-2513	5-1242
Neutral site-Avg/Game	-	1-2545

Date	Opponent		Score	Att.
* 12/28/17	at Quinnipiac	L	76-78	1897
* 12/31/17	at Saint Peter's	L	64-77	580
* 01/05/18	MANHATTAN	W	77-66	2506
* 01/12/18	at Niagara University	L	77-78	949
* 01/14/18	at Canisius	L	79-94	1136
* 01/19/18	IONA	L	73-76	3020
* 01/25/18	SIENA	W	67-56	2005
* 01/27/18	vs Marist	W	91-78	2545
* 01/29/18	at Rider University	L	85-92	1650
* 02/02/18	FAIRFIELD	L	78-79	2955
* 02/04/18	NIAGARA UNIVERSITY	L	91-96	2080

* - Conference game

Score by Periods	1st	2nd	Totals
Monmouth	411	447	858
Opponents	421	449	870