

## GAME #27



## Siena (7-19, 3-10) vs. Iona (16-10, 10-4)

Monday, February 12, 2018 - 7 PM  
Times Union Center (8,048) - Albany, NY



Robert Lee, Kelly O'Donnell  
and Marisa Jacques

A.J. Kanell  
Andy Grazulis



### November (1-5)

10	at College of Charleston	L, 68-60 (OT)
13	<b>FLORIDA GULF COAST</b>	<b>L, 86-53</b>
17	at Lehigh	L, 91-90 (OT)
20	at Bucknell	L, 115-92
25	<b>HOFSTRA+</b>	<b>W, 85-76</b>
29	<b>ST. BONAVENTURE</b>	<b>L, 75-55</b>

### December (3-5)

2	<b>ROBERT MORRIS@#</b>	<b>W, 76-74</b>
6	at RV/RV Louisville^\$	L, 86-60
9	<b>UALBANY^+@#</b>	<b>L, 74-69</b>
11	at Vermont#	L, 81-57
17	at Bryant^	W, 87-68
20	at Memphis^#	L, 70-66
22	<b>HOLY CROSS@#</b>	<b>W, 71-65</b>
29	at Marist*#	L, 63-58

### January (3-6)

1	<b>QUINNIPIAC*@@</b>	<b>L, 71-70</b>
5	<b>NIAGARA*</b>	<b>L, 84-76</b>
7	<b>CANISIUS*+@#</b>	<b>W, 65-62</b>
11	at Iona*#	L, 71-69
13	at Manhattan*	L, 72-61
18	<b>MARIST*+##</b>	<b>W, 68-65</b>
21	at Quinnipiac*#	L, 76-69
25	at Monmouth*#	L, 67-56
29	<b>SAINT PETER'S*#</b>	<b>W, 59-57 (3OT)</b>

### February (0-3)

2	<b>MANHATTAN*</b>	<b>L, 51-47</b>
5	at Fairfield*#	L, 78-65
8	at Canisius*#	L, 89-65
12	<b>IONA *%#</b>	<b>7 PM</b>
15	at Rider*	7 PM
18	<b>MONMOUTH*#</b>	<b>2 PM</b>
21	<b>FAIRFIELD*@#</b>	<b>7 PM</b>
25	at Saint Peter's*	2 PM

### March (0-0)

1	<b>MAAC FIRST ROUND</b>	<b>TBA</b>
2	<b>MAAC QUARTERFINALS</b>	<b>TBA</b>
3	<b>MAAC QUARTERFINALS</b>	<b>TBA</b>
4	<b>MAAC SEMIFINALS</b>	<b>TBA</b>
5	<b>MAAC CHAMPIONSHIP</b>	<b>7 PM</b>

All times are Eastern Standard Time

Home Games in **BOLD CAPS**

\*MAAC Game

^Gotham Classic

+Doubleheader with Siena women

@My4 Albany

\$ESPN 2

%SNY

#ESPN3

!ESPN4

**Siena College Athletic Communications**  
Marcelle Athletic Complex  
515 Loudon Road - Loudonville, NY 12211-1462  
Ph: 518-783-2377 - Fax 518-783-2992 - [SienaSaints.com](http://SienaSaints.com)  
Assistant Athletic Director for Communications: Mike Demos  
Press/Cell Phone: 336-675-7374  
E-mail: [mdemos@siena.edu](mailto:mdemos@siena.edu)

### Previous Starters

### 2017-18 Stats

# - POS	NAME/CL/HT/WT/HOMETOWN	PPG	RPG	APG	MPG
32 - F	Evan Fisher (Jr., 6-8/230, Pasadena, MD)	7.2	4.7	0.9	27.0
15 - F	Prince Oduro (Fr., 6-8/253, Toronto, ON)	9.0	5.0	0.6	25.1
11 - F	Thomas Huerter, Jr. (So., 6-7/210, Clifton Park, NY)	3.4	3.0	1.1	17.4
21 - G	Ahsante Shivers (So., 6-4/206, Seat Pleasant, MD)	9.3	4.2	1.3	26.7
5 - G	Kadeem Smithen (R-Jr., 6-3/170, Ajax, ON)	4.2	3.3	1.2	16.8

### Reserves (Listed Numerically)

# - POS	NAME/CL/HT/WT/HOMETOWN	PPG	RPG	APG	MPG
2 - G	Christian Bentley (Fr., 6-2/204, Brampton, ON)	1.8	1.5	0.6	11.8
3 - G/F	Manny Camper (Fr., 6-5/208, Worton, MD)	1.5	0.8	0.1	6.4
12 - G	Ben Diamond (So., 5-8/145, Loudonville, NY)	0.0	0.0	0.0	0.7
13 - G	Khalil Richard (So., 6-0/179, Baltimore, MD)	8.2	2.1	1.3	20.8
20 - G	Roman Penn (Fr., 5-11/170, Calumet City, IL)	9.7	4.9	3.0	32.3
22 - G	Paulo Morastoni (Jr., 6-2/190, Blumenau, Brazil)	N/A	N/A	N/A	N/A
23 - G	Jordan Horn (Fr., 6-3/196, St. Paul, MN)	7.1	1.9	0.9	16.3
34 - F	Kevin Degnan (R-Jr., 6-9/215, Pearl River, NY)	1.7	1.0	0.3	5.2
35 - F	Sammy Friday (So., 6-9/243, Jersey City, NJ)	2.3	2.5	0.1	7.5



@SienaSaints  
@SienaMBB



SienaSaints  
SienaBasketball



@SienaSaints  
@SienaMBB



thesienasaints

**SIENASAINTS.COM**

**#SIENASAINTS**



## The Series With Iona

### 113th Meeting: Iona leads, 63-49



Home - 31-32  
Division I - 33-39  
MAAC - 31-25  
Last Meeting - Iona 71, Siena 69  
Jan. 11, 2018 - New Rochelle, NY



#### Of Note

Siena has played Iona more times (112) than any other opponent  
The Gaels have won 15 of the past 18 meetings overall  
Iona has won eight straight in Albany (last Siena home win was on Jan. 23, 2012)  
**Jimmy Patsos** is 9-21 vs. Iona (2-10 at Siena)  
**Tim Cluess** is 15-4 vs. Siena

#### Last Meeting

Iona rallied past Siena with a late 15-0 run down the stretch  
The Saints had led by as many as 12 points with 11:40 remaining  
Siena shot 53% from the field, including 8-19 from three  
**Ahsante Shivers** led the Saints with 13 points  
**Schadrac Casimir** paced all scorers with 17 points for the Gaels



#### Siena vs. the Metro Atlantic Athletic Conference

317-241 (.568) all-time overall in MAAC competition  
279-218 (.561) all-time overall in MAAC Regular Season action  
381-346 (.524) all-time overall vs. the other 10 programs which currently comprise the MAAC  
Won at least a share of seven MAAC Regular Season Championships, and captured five MAAC Tournament titles (1999, 2002, 2008, 2009, 2010)  
**Jimmy Patsos** is 140-136 (.507) overall against the MAAC (50-51, .495 at Siena) including 131-124 (.514) in regular season action (46-47, .495 at Siena)

#### Siena vs. the MAAC

All-Time Regular Season  
(29th Season)

Canisius	34-24
Fairfield	30-26
Fordham	1-1
Holy Cross	1-1
<b>Iona</b>	<b>31-25</b>
La Salle	3-2
Loyola (MD)	31-16
Manhattan	26-31
Marist	24-18
Monmouth	1-8
Niagara	33-24
Quinnipiac	6-4
Rider	26-14
Saint Peter's	33-23
<b>TOTAL</b>	<b>279-218</b>

	Tale of the Tape	
7-19	Record	<b>16-10</b>
3-10	Conf.	<b>10-4</b>
286	RPI	<b>117</b>
67.3	Points	<b>79.4</b>
<b>74.4</b>	Opp Points	75.7
.421	FG%	<b>.464*</b>
<b>.441</b>	OPP FG%	.457
.369	3FG%	<b>.390</b>
.691	FT%	<b>.739</b>
<b>35.7</b>	Rebounds	34.2
11.2	Assists	<b>16.5</b>
15.4	Turnovers	<b>12.2</b>
<b>3.2</b>	Blocks	3.1
4.7	Steals	<b>6.8</b>

\*Leads MAAC

(Through Saturday)

## SIENA COACHING STAFF



### Head Coach Jimmy Patsos

Catholic '89 (Fifth Season at Siena - 76-87)  
14th Season Overall (221-222)



#### Most MAAC Wins (All-Time - Regular Season)

1.) Joe Mihalich	Niagara	1998-13	164
2.) <b>Jimmy Patsos</b>	<b>LOY/SIE</b>	<b>2004-pr.</b>	<b>131</b>
3.) <b>Tim Cluess</b>	<b>Iona</b>	<b>2010-pr.</b>	<b>111</b>

Led the Saints to a pair of 20-win seasons and national postseason tournament appearances

Propelled Siena to the program's first-ever Division I national postseason tournament championship in winning the College Basketball Invitational in 2013-14

Guided the Saints to the program's first MAAC Championship Game since 2010 last winter

Over the previous seven seasons has steered his teams to four national postseason tournament appearances, an average of 19.3 victories, and .500 or better records six times

Began head coaching career at former MAAC rival Loyola which he led to 145 wins, and national postseason tournament appearances in his final two seasons



#### Assistant Coach Greg Manning

Loyola (MD) '08 (Fifth Season)

Served 14 seasons under Patsos as either a player (2004-08) or coach (2008-pres.)

Head coach for three summer College All-Star Teams (2012, 2014, 2015) he's led to Europe



#### Assistant Coach Jordan Watson

Augustana (IL) '05 (Third Season)

Previously spent five seasons on coaching staff at Dartmouth and three at Barton (KS) CC

Also served as a basketball operations assistant for the NBA's Memphis Grizzlies



#### Assistant Coach Abe Woldesslassie

Macalester '08 (Second Season)

Previously spent three seasons as the Director of Basketball Operations at Davidson

Was on staff for one season with Watson at Dartmouth



#### Director of Basketball Operations Pete Durr

Keuka '10 (First Season)

Spent previous three seasons as Director of Basketball Operations at Colgate

Previously served as an assistant at SUNYIT (2013-14), Union (2011-13), and Utica (2010-11)



# QUICK HITS



Siena returns to the Capital Region tonight to host rival Iona in a MAAC Championship rematch  
 The Saints will play three of their final five regular season games at home, and then host the MAAC Tournament Mar. 1-5  
 Six of Siena's seven wins have come at home, and the Saints have won three of their last four at the Times Union Center  
 Seven of Siena's games this season have been decided by one possession  
 The Saints are 4-3 in games decided by three points or less  
 Five of Siena's nine games in January were decided by a single possession  
 The Saints have also had nine games decided by four points or less (4-5 record), and 11 decided by five points or fewer (4-7)  
 Siena is allowing an average of 69.3 points over the past 16 games  
 The Saints rank third in the MAAC in scoring defense in league contests, allowing 69.7 points per game  
 Siena had allowed an average of 82.6 points over their first 10 games this season  
 Siena ranks 95th nationally in three-point field goal percentage at 36.9%  
 The Saints have shot 37.8% from three-point range over their first 12 games of the 2018 calendar year  
 Eleven of the 15 players who have seen game action this season for Siena have scored in double figures at least once  
 Seven different Saints have scored in double figures at least eight times this season  
 Siena has used 16 different starting lineups this season, which is tied with Florida Gulf Coast for the second most nationally  
 Only Bryant (17) has used more starting lineup combinations this season  
 Twelve of the 15 players who have seen games action for the Saints have made starts, although nobody has started every game  
 Siena used 11 different starting lineup combinations last season  
 The Saints are 7-5 when they win the rebounding battle, and 0-14 when they do not  
 Siena boasts a +11.5 rebound margin in victories, and holds a -1.6 margin in defeats  
 The Saints have been led by a balanced scoring attack in conference play, with six players averaging between 8.5 - 10.5 points  
 Freshman **Jordan Horn** (10.5) has paced Siena in scoring during MAAC competition  
 Following the departure of junior **Nico Clareth** Jan. 10, the Saints now feature the sixth least experienced DI roster per kenpom.com  
 Siena's average experience is 0.89 years  
 Only Kentucky (0.2), Duke (0.62), Robert Morris (0.76), Alabama (0.78), and Maryland Eastern Shore (0.8) are less experienced  
 A Preseason Second Team All-MAAC selection, Clareth was the team's leading scorer (15.1) prior to parting ways with the squad  
 Clareth was also the Saints' leading returning scorer (13.7), and accounted for 43% of the team's returning scoring from last year  
 Siena is one of just seven Division I teams along with American, Chattanooga, The Citadel, Holy Cross, Kentucky, and Robert Morris without a true senior on its 2017-18 roster  
 The Saints' returnees combined for just 46 career starts entering this season  
 The Saints are 4-2 in day games this season  
 Siena is averaging 75.3 points on 50% shooting including 52% from three in day games  
 Both afternoon losses have come at the hands of Quinnipiac  
 Conversely, Siena is just 3-17 in night games while averaging just 64.8 points on only 40% shooting including 33% from three  
 The Saints are in the midst of a stretch where 10 of 11 games feature nighttime tips  
 Siena's bench bench amassed a whopping 147 points - an average of 49.0 points - over a three-game span from Dec. 17-22  
 The Saints' bench outscored the team's starters by 70 points and its opponents' reserves by 90 points over that stretch  
 Siena's reserves have scored 30 or more points eight times, and are averaging 25.2 points overall this season  
 The Saints played what is currently ranked as the 41st toughest non-conference schedule nationally  
 Siena posted a 4-9 non-conference mark, with their nine losses coming vs. teams who hold a collective 159-77 (.674) record  
 Eight of nine possess .500 or better records, and four currently sit atop their respective conference standings  
 The Saints' 13 non-conference opponents combined to post a 267-166 (.617) overall record and average 20.5 wins last season  
 Eight of Siena's non-conference opponents won 20 games last year, with six qualifying for postseason tournaments, highlighted by four NCAA Tournament teams  
 The Saints made 26 threes while shooting 47.3% over back-to-back road games at Bryant (Dec. 17) and Memphis (Dec. 20)  
 Siena's 12 threes against the Bulldogs tied for the program's most in 12 years  
 The Saints then hit 14 threes against the Tigers to mark the program's most since making 15 at Fordham on Nov. 24, 2001  
 Siena averaged 89.0 points over three consecutive games from Nov. 17-25  
 The Saints scored 267 points, marking the program's most over a three-game stretch since Jan. 15-21, 2001 (269)  
 Siena shot 48.8% from the field and 41.3% from three-point range  
 The Saints eclipsed the 90-point mark in back-to-back games at Lehigh (Nov. 17) and Bucknell (Nov. 20)  
 It marked the first time that Siena had scored 90 or more points in consecutive games since Feb. 23-29, 2008  
 Sixteen of the Saints' 31 regular season contests are vs. teams which played in national postseason tournaments last season  
 14 games are vs. programs which won 20+ games last year  
 Siena navigated the 82nd hardest schedule nationally last season, including the 32nd toughest non-conference schedule  
 The Saints played nine games vs. programs which finished in the top-85 of the RPI the previous season in 2015-16  
 Siena was projected to finish sixth according to the MAAC Preseason Coaches' Poll  
 Two-time defending MAAC Tournament Champion Iona was the preseason favorite after receiving nine of 11 first-place votes  
 The Saints posted a 17-17 overall record last season and finished tied for third in the MAAC with a 12-8 league mark  
 Siena won 13 of its final 19 games, capped by the program's first MAAC Championship appearance in seven years  
 The Saints returned seven letterwinners, while welcoming seven newcomers including five true freshmen this season  
**Prince Oduro** was projected to be the MAAC's top freshman by both College Sports Madness and A Daly Dose of Hoops  
 Siena graduated five seniors and lost 72% of their scoring and 68% of their rebounding from last year's team  
 The Saints' four scholarship seniors combined to score 5,780 career points  
 Siena was one of only two Division I teams in 2016-17 (National Champion North Carolina) with four 1,000 point scorers  
 All four scholarship seniors are currently playing professionally in Europe  
 The Saints are scheduled to play 15 regular season home games at the Times Union Center this season  
 That matches the 2010-11 squad for the program's most regular season home games since playing 17 during the 1985-86 season  
 Siena will also host the MAAC Championships for the fourth consecutive season during a five-year run come March  
 The Saints boast a 239-121 (.664) all-time record at the Times Union Center  
 Siena went 2-1 on their international trip to Montreal in late August  
 The Saints posted double digit comebacks in victories over McGill and Concordia  
 Horn had a breakout performance in leading the team averaging 15.0 points on the trip

## Least Experienced Division I Programs\* (Number of Years)

Team	Average Experience
Kentucky	0.2
Duke	0.62
Robert Morris	0.76
Alabama	0.78
Maryland Eastern Shore	0.8
<b>SIENA</b>	<b>0.89</b>

\*According to kenpom.com (As of Jan. 15)

## Last Time Out: Canisius 89, Siena 65 (Feb. 8 - Buffalo, NY)

Canisius shot 59% in the second half in scoring 51 points in the stanza

Oduro led Siena with both 12 points and eight rebounds

The Saints shot 21-28 from the free throw line and scored 17 points off of 11 Golden Griffin turnovers





# OF NOTE



## 2016-17 Recap

Posted a 17-17 overall record and finished tied for third in the MAAC with a 12-8 mark

Bounced back from 4-11 start to win 13 of final 19 games

Advanced to the MAAC Championship Game for the first time in seven years

Overcame 17-point second half deficit vs. top-seed Monmouth in semifinals

**Brett Bisping** and **Marquis Wright** were named Second Team All-MAAC selections

Four Saints were named to the MAAC All-Tournament Team

Played the 82nd hardest schedule, including the 32nd toughest non-conference slate

Played 14 games vs. teams which finished in the top-100 of the RPI

Recorded four top-100 RPI victories

One of only two teams (National Champion North Carolina) with four 1,000 point scorers

Four scholarship seniors combined to score 5,780 career points

**Lavon Long** became just the third player in program history to eclipse 1,200 points, 600 rebounds and 250 assists

Led the MAAC with a +6.7 rebound margin in conference play

Used 11 different starting lineup combinations

## Siena and the Times Union Center

Siena is in its 28th season of competition at the Times Union Center, and 21st since making the full-time move to downtown Albany in 1997-98

The Saints have ranked in the top-100 nationally in attendance in each of the past 20 seasons, coinciding with the program's full-time move to the TUC

Siena ranked 91st nationally in attendance last season, and drew an average of 6,077 fans over 16 home dates at the Times Union Center

The Saints' welcomed over 100,000 fans through the turnstiles for the 11th time last year  
Siena has drawn a grand total of 2,351,588 fans (an average of 6,532) over 360 dates at the Times Union Center

The Saints welcomed their 2-millionth fan on Dec. 23, 2014 against Cornell, and have drawn crowds in excess of 10,000 on 33 occasions

Siena boasts a 239-121 (.664) all-time record at the Times Union Center, including a 214-99 (.684) mark since making the full-time move to the facility in 1997-98

In 2009-10, Siena established a new program record with 133,505 fans (an average of 7,853) for 17 home games, which ranked 66th nationally in tying for its highest national ranking ever (2002-03)

The Saints are scheduled to host the 2017-18 MAAC Basketball Championships at the Times Union Center for the 19th time in 29 seasons, and fourth time during a five-year agreement from 2015-19



## INDIVIDUAL CAREER TOTALS

	'17-'18	CAREER
<b>DOUBLE DIGIT SCORING</b>		
Khalil Richard	11	15
Ahsante Shivers	13	14
Roman Penn	11	11
Jordan Horn	9	9
Prince Oduro	9	9
Evan Fisher	8	8
Kadeem Smithen	3	3
Christian Bentley	1	1
Manny Camper	1	1
Sammy Friday	1	1

## 30 POINT GAMES

None

Last: Nov. 17, 2017 Nico Clareth at Lehigh

## 20 POINT GAMES

Jordan Horn	2	2
Evan Fisher	1	1

## 10 REBOUND GAMES

Prince Oduro	3	3
Ahsante Shivers	2	2
Sammy Friday	1	1
Roman Penn	1	1
Kadeem Smithen	1	1

## 10 ASSIST GAMES

Roman Penn	1	1
------------	---	---

## TRIPLE DOUBLES

None

Last: Dec. 3, 2006 Kojo Mensah vs. UAlbany

## DOUBLE DOUBLES

Ahsante Shivers	2	2
Sammy Friday	1	1
Prince Oduro	1	1
Roman Penn	1	1

## FIVE OR MORE THREES IN A GAME

Jordan Horn	2	2
-------------	---	---

## Team Leader Board (Games)

**Scoring:** Clareth (8), Shivers (6), Horn (4), Penn (3), Richard (3), Oduro (2), Fisher (1), Friday (1), Smithen (1)

**Rebounding:** Fisher (9), Penn (7), Oduro (6), Shivers (3), Bentley (1), Clareth (1), Friday (1), Horn (1), Huerter, Jr. (1), Smithen (1)

**Assists:** Penn (15), Shivers (6), Richard (5), Clareth (4), Huerter, Jr. (4), Oduro (3), Fisher (2), Horn (2), Smithen (2), Bentley (1)

**Minutes:** Penn (11), Shivers (5), Fisher (4), Horn (3), Oduro (3), Clareth (2), Huerter, Jr. (1), Richard (1)

**Double-Figures Scoring:** Shivers (13), Clareth (11), Richard (11), Penn (11), Horn (9), Oduro (9), Fisher (8), Smithen (3), Bentley (1), Camper (1), Friday (1)

**Double-Doubles:** Shivers (2), Friday (1), Oduro (1), Penn (1)

## Points: Margin of Victory

1	2	3	4	5	6	7	8	9	10	11	12	13	14	15+
0	2	2	0	0	1	0	0	1	0	0	0	0	0	1

## Points: Margin of Defeat

1	2	3	4	5	6	7	8	9	10	11	12	13	14	15+
2	1	0	2	2	0	1	2	0	0	2	0	1	0	6



# PLAYER QUICK HITS



## Previous Starters

### F - #32 Evan Fisher

Ranks 10th in the MAAC in blocks (0.8)  
Named Siena College's Leo Dufort Male Student Athlete of the Month for December  
Tabbed the MAAC's Male Student Athlete of the Week for the week of Jan. 22  
Averaged 11.0 points in nine games during the month of January  
Junior has recorded first seven career double digit scoring performances this season  
Scored career-high 21 points vs. Quinnipiac (Jan. 1)  
Broke out during team's three-game international trip to Montreal in August, averaging 13.3 points and 8.7 rebounds while shooting 57% from the field over 28.3 minutes of action  
Appeared in a combined 65 games (one start) over his first two seasons, averaging 1.5 points and 1.2 rebounds in 8.2 minutes  
Traveled to Croatia in summer of 2016 with college all-star team which included former teammate **Brett Bisping** and which was led by assistant coach **Jordan Watson**

### F - #15 Prince Oduro

Ranks eighth in the MAAC shooting 48.2% from the field  
Leads Siena averaging 5.0 rebounds per game  
Scored season-high 19 points vs. Niagara (Jan. 5)  
Pulled down 10 or more rebounds three times, including a season-high 12 vs. Manhattan (Feb. 2)  
Tallied double-double with 11 points and 10 rebounds in collegiate debut at CAA favorite College of Charleston (Nov. 10)  
Predicted to be the MAAC's Freshman of the Year by both College Sports Madness and A Daly Dose of Hoops  
Posted 9.7 points, 7.7 rebounds, and a team-best 2.0 blocks in 26.0 minutes during three-game international trip to his native Canada in August  
Averaged 6.6 points and 4.1 rebounds in 15.8 minutes over seven tournament contests to help Canada win the FIBA U19 Basketball World Cup 2017 in Egypt this summer  
Received a Scouts grade of 69 and was ranked the 81st best player at his position in his recruiting class  
Rated the 10th best Canadian player in his class according to Hoops Hype Canada's FAB 40 National Rankings  
Averaged 13 points and 11 rebounds while leading First Love to a 24-3 record and Slam National Post-Grad Championship appearance during his final season where he was also teammates with current Siena freshman **Christian Bentley**

### F - #11 Thomas Huerter, Jr.

Posted career-high nine points at defending MAAC Tournament Champion Iona (Jan. 11)  
Averaging 4.7 points, 4.3 rebounds, and a team-high 1.2 blocks in 25.1 minutes over the past 11 games  
Had been a DNP (coaches decision) in six of the previous seven games  
Scored 10 points and added nine rebounds (21 minutes) while sparking come-from-behind win over Concordia in final game of team's international trip to Montreal in August  
Appeared in 11 games as a freshman last season, logging 46 minutes and totaling eight points  
Father, Thomas Sr. '91, was member of Siena's 1988-89 team which upset Stanford in the NCAA Tournament  
Younger brother, Kevin, is a sophomore starter on the University of Maryland basketball team  
Matriculated to Siena after spending a postgraduate year at Cheshire Academy (CT)  
Led Shenendehowa to 25-0 record and first-ever NYSPHSAA Class AA State Championship in 28 years as high school senior

### G - #21 Ahsante Shivers

Scored in double figures a team-high 13 times, and recorded first two collegiate double-doubles this season  
Recorded first career double-double with 12 points and 12 rebounds in MAAC opener at Marist (Dec. 29)  
Tallied career-high 19 points and tied season-high with seven rebounds vs. St. Bonaventure (Nov. 29)  
Appeared in 33 of 34 games and made 15 starts as a freshman, including in nine of the Saints' final 10 games  
Led all Siena freshmen in scoring (4.0), rebounding (2.5), assists (1.0), and minutes (18.2) last season  
Scored season-high 11 points in key road victory at eventual MAAC Tournament Champion Iona (Feb. 7)  
Tallied eight points and added five rebounds in 22 effective minutes in MAAC Championship Game vs. Iona (Mar. 6)  
Older brother, Keith, plays basketball for Coppin State

### G - #5 Kadeem Smithen

Leads the Saints with a 1.8-to-1 assist-to-turnover ratio  
Scored career-high 18 points vs. Manhattan (Feb. 2)  
Pulled down career-high 10 rebounds off the bench in MAAC opener at Marist (Dec. 29)  
Averaged 6.7 points and 2.3 rebounds (31.0 minutes) in three games during international trip to native Canada this summer  
Appeared in all 34 games and made 10 starts during his first season donning the Green and Gold last season  
Connected at a .857 clip from the free throw line and posted a positive assist-to-turnover ratio in 2016-17  
Richmond transfer played in 23 games in lone season with the Spiders (2014-15), scoring 11 points, grabbing eight rebounds, and dishing out five assists in 3.6 minutes per game  
First Team Regional All-Star was ranked 21st in 2014 Canadian class by Northpolehoops.com



# PLAYER QUICK HITS



## Reserves (Listed Numerically)

### G - #2 Christian Bentley

Made eight consecutive starts - the first eight of his career - from Nov. 25 - Dec. 20  
 Scored season-high 11 points on 4-5 shooting in first collegiate start vs. Hofstra (Nov. 25)  
 Joins program after spending previous two years at First Love Christian Academy in Washington, Pennsylvania, where he was a teammate of fellow incoming freshman **Prince Oduro**  
 Rated the 26th best Canadian player in his class according to Hoops Hype Canada's Feb 40 National Rankings in 2015  
 Helped lead First Love to a 24-3 record and Slam National Post-Grad Championship appearance during his final season

### G/F - #3 Manny Camper

Scored first 10 collegiate points over final four minutes of game action at Quinnipiac (Jan. 21)  
 Had gone scoreless over first career appearance spanning 23 minutes  
 Named the North Bayside Player of the Year each of his final two seasons while starring at Kent County High School  
 Four-year varsity starter scored 1,951 career points  
 Averaged over 28 points and 13 rebounds per game to lead the Trojans to the Maryland 1A East Region title as a senior  
 Amassed better than 26 points per game during his junior year  
 Also earned two varsity letters in football while playing both quarterback and wide receiver  
 Member of the National Honor Society was ranked in the top-10 of his high school graduating class and was the recipient of a Dr. Martin Luther King, Jr. Humanitarian Award

### G - #12 Ben Diamond

Joins the active roster as a walk-on after serving as a team manager last year as a freshman  
 Played two years of varsity basketball for Shaker and one season of soccer at Albany Academy  
 Captained Shaker his senior season  
 Recipient of the 2015 Team Courage Award, NewsChannel 13 Scholar Athlete Award, and 2016 Ray Holmes Memorial Award

### G - #13 Khalil Richard

Ranks fourth in program history shooting 43.2% from three-point range  
 Stands fifth in the MAAC shooting 43.6% from three  
 Scored in double figures 11 times - nine of which have come off the bench  
 Tied career-highs with 16 points and four assists at Fairfield (Feb. 5)  
 Averaged 8.3 points over 20.3 minutes of action during team's three-game international trip to Montreal in August  
 Saw action in 30 games as a freshman, making eight starts  
 Averaged 3.7 points in 12 minutes of action while shooting 48.3% from the field, 42.3% from three-point range, and 86.7% from the free throw line last season  
 Scored in double figures four times, including two 16-point performances as a freshman  
 Shot 61% (25-41) from the field in 16 regular season conference contests last season  
 Rated the 76th best player as his position in his class by ESPN despite missing his senior year of high school (broken foot)  
 Averaged 12.9 points, 3.0 assists, 2.4 rebounds and 1.5 steals while shooting 44.7% (55-123) from three-point range in being tabbed an All-Baltimore Catholic League Honorable Mention following his junior year  
 Played for both the Maryland 3D and Baltimore Elite AAU teams where he was a teammate of **Nico Clareth** and **Evan Fisher**

### Career Three-Point Field Goal Percentage\*

1.) Matt Brady '87	.469
2.) Jim Cantamessa '00	.449
3.) Rick Williams '88	.444
4.) Khalil Richard '20	.432

\*Minimum 30 made threes

### G - #20 Roman Penn

Suffered season-ending stress injury to his left heel on Feb. 1, and is expected to be sidelined for 3-6 months  
 Named MAAC Rookie of the Week on Dec. 18  
 Still currently ranks fourth in the MAAC in free throw percentage (.833) and seventh in assist-to-turnover ratio (1.53)  
 Also led all active Saints in scoring (9.7), rebounding (4.9), assists (3.1), and offensive rebounds (38) at the time of his injury  
 Twice tallied season-high 19-point performances  
 Named to College Insider's My5 for Week 3  
 Posted double-double with 14 points and season-high 11 assists (no turnovers) in first collegiate start vs. Hofstra (Nov. 25)  
 11 assists were tied for the most by a Siena player since Dec. 8, 2013 (**Marquis Wright**)  
 Averaged 9.7 points, 3.7 rebounds, and 2.0 assists (31.0 minutes) in three games during Montreal trip in August  
 Joined program as a midyear enrollee in January after beginning year as a postgraduate student at Don Bosco Prep in Indiana  
 Averaged 16 points and seven assists while shooting 41% from three-point range in 15 games during half season at Don Bosco Prep before joining the Saints  
 Posted 15.5 points, 6.1 rebounds, 3.1 assists and 2.8 steals in earning AP All-State Honorable Mention accolades following his senior season at Bishop Noll in Indiana  
 Led Bishop Noll to 53 wins over his final three seasons which included three sectional and one regional championship

### G - #22 Paulo Morastoni

Joined the active roster as a walk-on Jan. 7 after previously having served as a team manager  
 Was a two-time All-State selection in Santa Catarina, Brazil

### G - #23 Jordan Horn

Freshman is averaging team-high 10.5 points over his 11 MAAC appearances  
 Hit the game-winning three with 5.3 seconds remaining in win over Canisius (Jan. 7)  
 Scored season-high 29 points on 10-13 shooting (5-8 from three) vs. Niagara (Jan. 5)  
 Tallied 24 points on the strength of eight threes (one off the program record) at Memphis (Dec. 20)  
 Had breakout performance during team's three-game international trip to Montreal in August, averaging team-high 15.0 points on 53% shooting including 39% from three  
 Rated the 12th best player in Minnesota in his class according to [northernexpopsurepreps.com](http://northernexpopsurepreps.com)  
 2016-17 Minnesota Mr. Basketball Finalist and AP Third Team All-State selection  
 Averaged 19 points and led Tartan to a 25-4 record and Class 4A Section 4 Championship in Minnesota's highest level as a senior en route to also being named an East Metro Boys Basketball Player of the Year Finalist  
 Named the Metro East Conference Player of the Year and a Minneapolis Star Tribune Third Team All-Metro selection as a junior after averaging 17.3 points

### F - #34 Kevin Degnan

Fairfield transfer is now eligible after sitting out last season due to NCAA transfer regulations  
 Has appeared in just 12 games so far in his first season donning the Green and Gold, albeit in nine of the past 12 games  
 Posted season-highs of nine points, four rebounds, two assists, and 20 minutes at former team Fairfield team Feb. 5  
 Two-year reserve for the Stags averaged 2.8 points and 1.8 rebounds in 8.9 minutes of action over 45 games

### F - #35 Sammy Friday

Sophomore made first three collegiate starts consecutively, before being a DNP in MAAC opener at Marist (Dec. 29)  
 Recorded first collegiate double-double with career-highs of 15 points and 15 rebounds at Louisville (Dec. 6)  
 Totaled just 29 points and 32 rebounds spanning 18 other appearances this season  
 Appeared in 26 of 34 games as a freshman  
 Scored season-high seven points in just nine minutes off the bench at Quinnipiac (Jan. 30)  
 Arrived at Siena following a postgraduate year at St. Andrew's School in Rhode Island  
 Averaged 12 points and eight rebounds while leading St. Andrew's School to a 21-10 record  
 Younger brother, Tyler, is a highly touted four-star high school football recruit out of Don Bosco Prep



## Siena Basketball Class of 2022

**Jake Wojcik** 6'4" 195 G San Jose, CA/Bellarmino Prep

**LOUDONVILLE, NY (Nov. 15)** – Siena Basketball Head Coach **Jimmy Patsos** has announced the Saints' first signing for the Class of 2022. San Jose, California native **Jake Wojcik** has signed and returned his National Letter of Intent during the early signing period, and will enroll at Siena College next fall.

"Jake comes from a strong basketball pedigree and joins us from a great Catholic school," said Patsos. "He's a high character individual, and a strong combo guard in the mold of Danny Ainge. Jake had a lot of offers, but we recruited him very hard, and are super excited to have him."

A 6'4" 195-pound guard, Wojcik was named the 2016-17 Alameda Newspaper Group's South Bay/Peninsula Player of the Year, the Prep2Prep Central Coast Section Player of the Year, and the Western Catholic Athletic League's Co-Player of the Year after averaging 15.6 points while leading Bellarmine Prep to a 25-3 record including a perfect 14-0 mark in league action. Wojcik was also tabbed a MaxPreps All-Northern California Boys Basketball First Team, Second Team All-Metro, and Third Team All-State honoree. He averaged 17.5 points per game during his sophomore season in 2015-16, and played his club basketball for West Coast Elite.

Wojcik is the son of former San Jose State Head Coach **Dave Wojcik** (2013-17), who both played (1987-91) and served as an assistant coach (1993-94, 1997-00) at Loyola (MD), where Patsos later coached. Wojcik is also the grandson of former longtime Loyola Athletic Director **Joe Boylan**, who hired Patsos as the Greyhounds' head coach in 2004.



## The Last Time

**Siena scored 100 points in a game:** Siena defeated Saint Peter's 100-69 on Senior Day, March 1, 2003.

**Siena allowed 100 points in a game:** Bucknell defeated Siena 115-92 on Nov. 20, 2017 in Lewisburg, PA

**Siena won an overtime game:** Siena defeated Saint Peter's 59-57 in triple overtime on Jan. 29, 2018 at the Times Union Center

**Siena lost an overtime game:** Lehigh edged Siena 91-90 in overtime on Nov. 17, 2017 in Bethlehem, PA

**Siena was held to 40 points or fewer:** Manhattan defeated Siena 61-40 on Jan. 25, 1996 in Riverdale, NY

**Siena held an opponent to 40 points or fewer:** Siena defeated NJIT 64-40 on November 27, 2006 in Newark, N.J.

**Siena won by more than 30 points:** Siena defeated Manhattan 89-54 at Times Union Center on December 4, 2015.

**Siena lost by more than 30 points:** Florida Gulf Coast defeated Siena 86-53 in the Saints' home opener on Nov. 13, 2017

**Five Siena players scored in double figures:** Nico Clareth (17), Prince Oduro (17), Roman Penn (14), Christian Bentley (11), and Khalil Richard (10) all scored in double figures in the Saints' 85-76 win over Hofstra on Nov. 25, 2017 at Times Union Center

**Siena grabbed more than 50 rebounds in a game:** Siena pulled down 53 rebounds in a 59-57 triple overtime win over Saint Peter's on Jan. 29, 2018 at the Times Union Center

**A Siena player scored 40 points or more in a game:** Doremus Bennerman scored a school-record 51 points in the final game of his career in the NIT on March 30, 1994

**A Siena player scored 35 or more points in a game:** Marquis Wright scored a career-high 36 points in the Saints' 102-82 loss to Monmouth on Feb. 13, 2017 at the Times Union Center.

**A Siena player scored 30 or more points in a game:** Nico Clareth recorded his second career 30-point game in a 91-90 overtime loss at Lehigh on Nov. 17, 2017 in Bethlehem, PA

**A Siena player grabbed 20 rebounds in a game:** OD Anosike had 21 rebounds in Siena's 79-75 win over Marist on January 27, 2013.

**Siena made 15 or more three-pointers in a game:** The Saints connected on 15 three-pointers in a loss at Fordham on 11/24/01.

**A Siena player had 10 or more assists in a game:** Freshman guard Roman Penn dished out a season-high 11 assists (no turnovers) in the Saints' 85-76 win over Hofstra on Nov. 25, 2017 at the Times Union Center

**A Siena player had seven or more steals in a game:** Clarence Jackson had seven steals in Siena's 76-56 win at Loyola (Md.) on 1/4/10.

**A Siena player had five or more blocks in a game:** Javion Ogunyemi had five blocks in an 87-86 overtime defeat vs. Iona in the 2017 MAAC Championship Game

**Siena failed to convert a free-throw:** On December 10, 2000 Siena went 0-for-5 from the free throw line at Marist.

**Siena failed to convert a 3-pointer:** Siena missed all eight of its three-point attempts in an 80-73 loss vs. Canisius on Feb. 4, 2017 at the Times Union Center. It marked the second time in 20 games in which the Saints were held without a three, after having gone the previous 221 games without a miss.

**Siena did not miss a free-throw:** On February 4, 2007 Siena went 11-for-11 from the free throw line against Saint Peter's.

**Siena player had a triple-double:** Kojo Mensah had 20 points, 14 rebounds and 11 assists in Siena's 82-74 OT win over UAlbany (2/3/05).



## Career Games Played/Started

	<u>Career Games</u>	<u>Career Starts</u>	<u>Consec. Games</u>	<u>Consec. Starts</u>
Evan Fisher	91	24	27	15
Ahsante Shivers	59	36	46	3
Kadeem Smithen*	57	19	17	3
Khalil Richard	53	13	3	0
Sammy Friday	45	3	7	0
Thomas Huerter, Jr.	31	4	11	1
Prince Oduro	25	21	14	4
Jordan Horn	24	7	1	0
Roman Penn	23	19	0	0
Christian Bentley	23	10	8	0
Kevin Degnan*	13	0	2	0
Manny Camper	11	2	6	0
Ben Diamond	3	0	0	0
Paulo Morastoni	2	0	2	0

\*At Siena

## Leads and Deficits

Most points	92 at Bucknell (Nov. 20)
Fewest points	47 vs. Manhattan (Feb. 2)
Most points allowed	115 at Bucknell (Nov. 20)
Fewest points allowed	51 vs. Manhattan (Feb. 2)
Biggest win	19 at Bryant (Dec. 17)
Biggest loss	33 vs. Florida Gulf Coast (Nov. 13)
Biggest lead	21 at Bryant (Dec. 17)
Biggest deficit	35 vs. Florida Gulf Coast (Nov. 13)
Biggest deficit overcome to win	11 vs. Saint Peter's (Jan. 29)
Biggest lead lost	12 at Iona (Jan. 11)
Biggest halftime lead	10 at Bryant (Dec. 17)
Biggest halftime deficit	20 at Bucknell (Nov. 20)
Biggest halftime deficit overcome to win	8 vs. Saint Peter's (Jan. 29)
Biggest halftime lead lost	9 vs. Manhattan (Feb. 2)
Most points in a half	56 (2nd) at Bucknell (Nov. 20)
Fewest points in a half	15 (2nd) vs. Manhattan (Feb. 2)
Most points allowed in a half	59 (2nd) at Bucknell (Nov. 20)
Fewest points allowed in a half	16 (2nd) vs. Saint Peter's (Jan. 29)

## Record by Starting Lineup

<u>Starting Lineup</u>	<u>Record</u>
Fisher - Oduro - Shivers - Clareth - Smithen	0-2
Huerter, Jr. - Fisher - Clareth - Richard - Smithen	0-1
Huerter, Jr. - Fisher - Shivers - Clareth - Smithen	0-1
Shivers - Oduro - Clareth - Bentley - Penn	1-1
Fisher - Oduro - Shivers - Bentley - Penn	1-3
Friday - Oduro - Shivers - Bentley - Penn	1-0
Fisher - Friday - Shivers - Bentley - Penn	0-1
Fisher - Friday - Shivers - Richard - Penn	1-0
Fisher - Oduro - Shivers - Richard - Penn	0-2
Fisher - Oduro - Shivers - Horn - Penn	1-3
Fisher - Oduro - Smithen - Horn - Penn	1-1
Huerter, Jr. - Fisher - Camper - Horn - Penn	0-1
Fisher - Oduro - Camper - Bentley - Penn	1-0
Fisher - Oduro - Shivers - Bentley - Smithen	0-1
Fisher - Oduro - Shivers - Richard - Smithen	0-1
Fisher - Oduro - Huerter, Jr. - Shivers - Smithen	0-1

## Siena's Record When...

Leading at halftime	5-5
Trailing at halftime	2-13
Tied at halftime	0-1
Leading with 5:00 left	6-1
Trailing with 5:00 left	1-18
Tied with 5:00 left	0-0
Overtime	1-2
SC shoots 50% or better from field	2-2
SC shoots between 40-49.9% from field	4-8
SC shoots under 40% from field	1-9
Opponent shoots 50% or better from field	0-5
Opponent shoots between 40-49.9% from field	4-11
Opponent shoots under 40% from field	3-3
SC outrebounds opponent	7-5
Opponent outrebounds SC	0-12
Tied in rebounds	0-2
SC records 10 or more steals	0-0
SC records 15 or more assists	3-4
SC commits 15 turnovers or fewer	4-11
SC commits more than 15 turnovers	3-8
SC commits fewer turnovers than opponent	2-1
SC commits more turnovers than opponent	5-13
Tie in turnovers	0-5
SC shoots 70% or better from the free throw line	5-10
SC shoots under 70% from the free throw line	2-9
SC scores 59 points or fewer	1-6
SC scores between 60-69 points	2-9
SC scores between 70-79 points	2-2
SC scores 80 points or more	2-2
Opponent scores 59 points or fewer	1-1
Opponent scores between 60-69 points	4-3
Opponent scores between 70-79 points	2-8
Opponent scores 80 points or more	0-7
Four or more Saints score in double figures	5-6
Playing in November	1-5
Playing in December	3-5
Playing in January	3-6
Playing in February	0-3
Playing in March	0-0
Playing on Monday	1-5
Playing on Tuesday	0-0
Playing on Wednesday	0-3
Playing on Thursday	1-3
Playing on Friday	1-5
Playing on Saturday	2-2
Playing on Sunday	2-1
Playing in the afternoon (12-5 PM start)	4-2
Playing at night (5 PM or later start)	3-17
Televised games	3-3
SC plays at home	6-6
SC plays on the road	1-13
SC plays on a neutral court	0-0
SC plays west of Albany	0-3
SC plays east of Albany	1-1
SC plays north of Albany	0-1
SC plays south of Albany	0-8
Wearing white uniforms	4-4
Wearing green uniforms	1-10
Wearing gold uniforms	2-5



# Keepin' Track of the MAAC

For all the latest MAAC Basketball News and Scores visit [www.MAACSports.com](http://www.MAACSports.com)



## MAAC Standings (Through Saturday)

Team	MAAC		Overall	
	W	L	W	L
1.) Rider	12	2	19	7
2.) Canisius	11	2	17	9
3.) Niagara	10	4	17	10
<b>Iona</b>	<b>10</b>	<b>4</b>	<b>16</b>	<b>10</b>
5.) Manhattan	7	7	12	14
6.) Quinnipiac	6	8	9	17
7.) Fairfield	5	8	10	14
8.) Monmouth	4	9	8	17
9.) Saint Peter's	4	10	10	15
<b>10.) SIENA</b>	<b>3</b>	<b>10</b>	<b>7</b>	<b>19</b>
11.) Marist	3	11	5	21

## MAAC Preseason Coaches' Poll

1.) Iona (9)	116
2.) Manhattan (2)	104
3.) Monmouth	101
4.) Fairfield	85
5.) Niagara	76
<b>6.) SIENA</b>	<b>63</b>
7.) Rider	50
8.) Saint Peter's	44
9.) Canisius	42
10.) Marist	26
11.) Quinnipiac	19

\*First place votes in parenthesis

## Today's Other MAAC Action

Fairfield at Canisius 7 PM

## Siena's MAAC and NCAA Rankings

Siena	Total	MAAC Rank*	NCAARank
Points	67.3	10th	309th
Opp Points	74.4	4th	237th
Scoring Margin	-7.1	10th	317th
FG%	.421	10th	303rd
Opp FG%	.441	5th	200th
FT%	.691	10th	255th
3-PT%	.369	5th	95th
Opp 3-PT%	.344	4th	166th
3-PT/GM	6.8	11th	255th
Rebounds	35.7	4th	165th
Rebound Margin	+2.0	2nd	123rd
Assists	11.2	11th	326th
Steals	4.7	10th	330th
Blocks	3.2	4th	189th
Turnovers	15.4	8th	328th
A/TO Ratio	0.73	11th	339th
Turnovers Forced	10.8	10th	338th
Turnover Margin	-4.6	10th	343rd

## MAAC Weekly Honors

Date	Player of the Week	Rookie of the Week
Nov. 13	Tyler Nelson (FFD)	Wassef Methnani (FFD)
Nov. 20	Isaiah Reese (CAN)	Jordan Allen (RID)
Nov. 27	Matt Scott (NIA)	Jordan Allen (RID)
Dec. 4	Matt Scott (NIA)	Jordan Allen (RID)
Dec. 11	Kahlil Dukes (NIA)	Rich Kelly (QU)
Dec. 18	Matt Scott (NIA)	<b>Roman Penn (SIE)</b>
Dec. 26	Austin Tilghman (MON)	Rich Kelly (QU)
Jan. 2	Jermaine Crumpton (CAN)	Takal Molson (CAN)
Jan. 8	Frederick Scott (RID)	Deion Hammond (MON)
Jan. 15	Kahlil Dukes (NIA)	Takal Molson (CAN)
Jan. 22	Isaiah Reese (CAN)	Aidas Kavaliauskas (FFD)
Jan. 29	Austin Tilghman (MON)	Deion Hammond (MON)
Feb. 5	Tyler Nelson (FFD)	Takal Molson (CAN)
Feb. 12		
Feb. 19		
Feb. 26		

Player			
<b>Prince Oduro</b>	FG% - .482	8th	N/A
<b>Roman Penn</b>	FT% - .833	4th	113th
	A/TO - 1.53	8th	N/A
<b>Khalil Richard</b>	3FG% - .436	5th	N/A
<b>Evan Fisher</b>	BLK - 0.8	10th	N/A

\*Out of 11 teams (through Saturday)

!Out of 351 ranked teams (through Saturday)

# Quick Chart

## Player Season and Career Highs

		2017-18	Career (at Siena)
2 Christian Bentley	Points Rebounds Assists Steals Blocks	11 vs. Hofstra 11/25/17 6 at Bucknell 11/20/17 2 four times 1 six times 1 vs. St. Bonaventure 11/29/17	Same Same Same Same Same
3 Manny Camper	Points Rebounds Assists Steals Blocks	10 at Quinnipiac 1/21/18 3 at Monmouth 1/25/18 1 vs. Saint Peter's 1/29/18 1 three times -	Same Same - Same -
5 Kadeem Smithen	Points Rebounds Assists Steals Blocks	18 vs. Manhattan 2/2/18 10 at Marist 12/29/17 4 twice 2 three times 1 four times	Same Same 5 vs. Quinnipiac 1/12/17 3 at Saint Peter's 1/19/17 2 vs. Quinnipiac 1/12/17
11 Thomas Huerter, Jr.	Points Rebounds Assists Steals Blocks	9 at Iona 1/11/18 9 vs. Saint Peter's 1/29/18 5 vs. Marist 1/18/18 2 vs. Marist 1/18/18 3 vs. Canisius 1/7/18	Same Same Same Same Same
12 Ben Diamond	Points Rebounds Assists Steals Blocks	- - - - -	- - - - -
13 Khalil Richard	Points Rebounds Assists Steals Blocks	16 at Fairfield 2/5/18 5 at Bucknell 11/20/17 4 twice 2 three times -	16 three times Same 4 four times 3 at UNC Asheville 11/20/16 2 at Saint Peter's 1/19/17
15 Prince Oduro	Points Rebounds Assists Steals Blocks	19 vs. Niagara 1/5/18 12 vs. Manhattan 2/2/18 4 vs. Hofstra 11/25/17 1 seven times 2 three times	Same Same Same Same Same
20 Roman Penn	Points Rebounds Assists Steals Blocks	19 twice 10 at Monmouth 1/25/18 11 vs. Hofstra 11/25/17 6 vs. Quinnipiac 1/1/18 2 at Monmouth 1/25/18	Same Same Same Same Same
21 Ahsante Shivers	Points Rebounds Assists Steals Blocks	19 vs. St. Bonaventure 11/29/17 12 at Marist 12/29/17 3 three times 3 at Memphis 12/20/17 2 vs. Saint Peter's 1/29/18	Same Same 4 at Quinnipiac 1/30/17 3 twice Same
22 Paulo Morastoni	Points Rebounds Assists Steals Blocks	- - - - -	- - - - -
23 Jordan Horn	Points Rebounds Assists Steals Blocks	29 vs. Niagara 1/5/18 5 three times 4 vs. Marist 1/18/18 3 twice 1 twice	Same Same Same Same Same
32 Evan Fisher	Points Rebounds Assists Steals Blocks	21 vs. Quinnipiac 1/1/18 9 three times 3 twice 2 at Manhattan 1/13/18 4 at College of Charleston 11/10/17	Same Same Same 2 twice Same
34 Kevin Degnan	Points Rebounds Assists Steals Blocks	9 at Fairfield 2/5/18 4 at Fairfield 2/5/18 2 at Fairfield 2/5/18 1 at Fairfield 2/5/18 1 at Iona 1/11/18	Same Same Same Same Same
35 Sammy Friday	Points Rebounds Assists Steals Blocks	15 at Louisville 12/6/17 15 at Louisville 12/6/17 1 twice 1 at Louisville 12/6/17 2 twice	Same Same 1 three times 1 five times Same

Official Basketball Box Score -- Game Totals -- Final Statistics  
 Siena vs Iona College  
 01/11/18 7:00 pm at New Rochelle, NY - Hynes Center

Siena 69 • 5-13, 1-4 MAAC

##	Player		Total	3-Ptr	Rebounds			PF	TP	A	TO	Blk	Stl	Min
			FG-FGA	FG-FGA	FT-FTA	Off	Def	Tot						
15	Oduro, Prince	f	3-3	0-0	2-4	0	4	4	3	8	1	2	0	24
32	Fisher, Evan	f	3-5	0-1	3-5	2	3	5	4	9	0	1	0	23
20	Penn, Roman	g	3-7	1-3	2-2	0	5	5	0	9	7	2	1	35
21	Shivers, Ahsante	g	6-10	0-2	1-2	1	2	3	2	13	2	3	1	36
23	Horn, Jordan	g	4-12	4-7	0-0	0	2	2	4	12	1	1	0	27
05	Smithen, Kadeem		0-0	0-0	0-0	0	2	2	0	0	1	0	0	8
11	Huerter, Jr., Thomas		4-5	1-2	0-0	0	4	4	4	9	0	2	1	25
13	Richard, Khalil		2-6	2-4	1-2	0	2	2	1	7	0	1	0	16
34	Degnan, Kevin		1-1	0-0	0-0	0	2	2	0	2	0	1	1	6
Team						1	2	3			2			
Totals			26-49	8-19	9-15	4	28	32	18	69	12	15	4	200

FG % 1st Half: 16-25 64.0% 2nd half: 10-24 41.7% Game: 26-49 53.1%  
 3FG % 1st Half: 5-9 55.6% 2nd half: 3-10 30.0% Game: 8-19 42.1%  
 FT % 1st Half: 3-6 50.0% 2nd half: 6-9 66.7% Game: 9-15 60.0%

Deadball  
Rebounds  
3

Iona College 71 • 10-7, 4-1 MAAC

##	Player		Total	3-Ptr	Rebounds			PF	TP	A	TO	Blk	Stl	Min
			FG-FGA	FG-FGA	FT-FTA	Off	Def	Tot						
11	Griffin, Roland	f	3-12	0-0	9-10	3	5	8	2	15	3	2	0	21
13	Edogi, TK	f	3-6	0-0	2-2	3	4	7	2	8	0	1	0	26
00	McGill, Rickey	g	3-6	0-1	4-7	2	4	6	1	10	2	2	1	37
04	Casimir, Schadrac	g	6-13	3-6	2-3	0	0	0	3	17	2	0	0	30
15	Much, Deyshonee	g	3-9	2-3	0-0	1	2	3	2	8	1	2	0	32
01	Lewis, Zach		1-3	1-3	1-2	0	4	4	2	4	5	2	1	28
03	Seaforth, C.J.		2-4	1-2	0-0	0	0	0	1	5	0	0	0	11
20	Svandrlík, Jan		1-3	1-1	1-2	0	0	0	1	4	0	0	0	12
21	Kensmil, Gavin		0-1	0-0	0-0	0	2	2	1	0	0	0	0	3
Team						2	1	3						
Totals			22-57	8-16	19-26	11	22	33	15	71	13	9	2	200

FG % 1st Half: 12-29 41.4% 2nd half: 10-28 35.7% Game: 22-57 38.6%  
 3FG % 1st Half: 5-8 62.5% 2nd half: 3-8 37.5% Game: 8-16 50.0%  
 FT % 1st Half: 5-9 55.6% 2nd half: 14-17 82.4% Game: 19-26 73.1%

Deadball  
Rebounds  
3

Officials: Rob Riley, Brandon Cruz, Ken Clark  
 Technical fouls: Siena-None. Iona College-None.  
 Attendance: 1639

Score by periods	1st	2nd	Total
Siena	40	29	69
Iona College	34	37	71

	In	Off	2nd	Fast	
Points	Paint	T/O	Chance	Break	Bench
SIE	26	6	6	0	18
ION	28	13	16	6	13

Last FG - SIE 2nd-00:00, ION 2nd-01:55.  
 Largest lead - SIE by 12 2nd-11:40, ION by 6 2nd-01:55.  
 SIE led for 26:18. ION led for 10:55. Game was tied for 02:47.

Score tied - 6 times.  
 Lead changed - 7 times.



2017-18 Siena College Basketball  
Siena Combined Team Statistics (as of Feb 10, 2018)  
Conference games only

RECORD:	OVERALL	HOME	AWAY	NEUTRAL
ALL GAMES	3-10	3-3	0-7	0-0
CONFERENCE	3-10	3-3	0-7	0-0
NON-CONFERENCE	0-0	0-0	0-0	0-0

#	Player	gp-gs	min	avg	Total		3-Point		F-Throw		Rebounds								a	to	blk	stl	pts	avg
					fg-fga	fg%	3fg-fga	3fg%	ft-fa	ft%	off	def	tot	avg	pf	dq								
23	Horn, Jordan	11-7	279	25.4	37-95	.389	23-60	.383	18-24	.750	9	19	28	2.5	19	0	17	19	0	11	115	10.5		
20	Penn, Roman	10-10	353	35.3	29-83	.349	10-35	.286	29-32	.906	15	37	52	5.2	30	1	32	22	5	14	97	9.7		
15	Oduro, Prince	13-12	341	26.2	52-104	.500	0-0	.000	20-53	.377	20	49	69	5.3	40	1	3	30	5	3	124	9.5		
32	Fisher, Evan	13-13	361	27.8	38-90	.422	12-31	.387	31-35	.886	10	43	53	4.1	35	1	7	25	10	6	119	9.2		
21	Shivers, Ahsante	13-9	329	25.3	39-98	.398	10-29	.345	25-33	.758	15	37	52	4.0	26	0	19	26	6	3	113	8.7		
13	Richard, Khalil	10-3	204	20.4	30-66	.455	11-24	.458	14-18	.778	6	16	22	2.2	17	0	16	13	0	3	85	8.5		
11	Huerter, Jr., Thomas	11-2	276	25.1	19-42	.452	8-21	.381	6-12	.500	11	36	47	4.3	26	0	17	17	13	2	52	4.7		
05	Smithen, Kadeem	13-5	249	19.2	16-50	.320	5-18	.278	23-28	.821	9	34	43	3.3	27	0	15	7	4	6	60	4.6		
25	Clareth, Nico	2-0	41	20.5	3-18	.167	1-6	.167	2-2	1.000	1	4	5	2.5	7	0	3	7	2	0	9	4.5		
03	Camper, Manny	7-2	50	7.1	6-9	.667	1-1	1.000	4-6	.667	3	4	7	1.0	3	0	1	3	0	2	17	2.4		
34	Degnan, Kevin	9-0	53	5.9	8-19	.421	2-6	.333	0-0	.000	3	8	11	1.2	3	0	4	3	1	1	18	2.0		
35	Friday, Sammy	9-0	30	3.3	3-4	.750	0-0	.000	3-8	.375	7	6	13	1.4	5	0	0	2	0	0	9	1.0		
02	Bentley, Christian	12-2	105	8.8	5-14	.357	0-1	.000	0-2	.000	6	6	12	1.0	10	0	5	1	0	3	10	0.8		
12	Diamond, Ben	2-0	1	0.5	0-0	.000	0-0	.000	0-0	.000	0	0	0	0.0	0	0	0	0	0	0	0	0.0		
22	Morastoni, Paulo	2-0	3	1.5	0-0	.000	0-0	.000	0-0	.000	0	0	0	0.0	1	0	0	0	0	0	0	0.0		
Team											25	18	43				21							
Total.....		13	2675		285-692	.412	83-232	.358	175-253	.692	140	317	457	35.2	249	3	139	196	46	54	828	63.7		
Opponents.....		13	2675		306-716	.427	81-248	.327	213-299	.712	126	302	428	32.9	238	4	154	138	42	86	906	69.7		

TEAM STATISTICS	SIE	OPP	Date	Opponent	Score	Att.
SCORING	828	906	* 12/29/17	at Marist	L 58-63	1737
Points per game	63.7	69.7	* 1/1/18	QUINNIPIAC	L 70-71	5278
Scoring margin	-6.0	-	* 1/5/18	NIAGARA	L 76-84	5848
FIELD GOALS-ATT	285-692	306-716	* 1/7/18	CANISIUS	W 65-62	6114
Field goal pct	.412	.427	* 01/11/18	at Iona College	L 69-71	1639
3 POINT FG-ATT	83-232	81-248	* 01/13/18	at Manhattan	L 61-72	1013
3-point FG pct	.358	.327	* 1/18/18	MARIST	W 68-65	5662
3-pt FG made per game	6.4	6.2	* 01/21/18	at Quinnipiac	L 69-76	1915
FREE THROWS-ATT	175-253	213-299	* 01/25/18	at Monmouth	L 56-67	2005
Free throw pct	.692	.712	* 1/29/18	SAINT PETERS	Wo3 59-57	5065
F-Throws made per game	13.5	16.4	* 2/2/18	MANHATTAN	L 47-51	7372
REBOUNDS	457	428	* 02/05/18	at Fairfield University	L 65-78	1034
Rebounds per game	35.2	32.9	* 02/08/18	at Canisius	L 65-89	1512
Rebounding margin	+2.2	-	* - Conference game			
ASSISTS	139	154				
Assists per game	10.7	11.8				
TURNOVERS	196	138				
Turnovers per game	15.1	10.6				
Turnover margin	-4.5	-				
Assist/turnover ratio	0.7	1.1				
STEALS	54	86				
Steals per game	4.2	6.6				
BLOCKS	46	42				
Blocks per game	3.5	3.2				
ATTENDANCE	35339	10855				
Home games-Avg/Game	6-5890	7-1551				
Neutral site-Avg/Game	-	0-0				

Score by Periods	1st	2nd	OT	OT2	OT3	Totals
Siena	397	412	5	5	9	828
Opponents	410	479	5	5	7	906

2017-18 Siena College Basketball  
Siena Combined Team Statistics (as of Feb 10, 2018)  
All games

RECORD:	OVERALL	HOME	AWAY	NEUTRAL
ALL GAMES	7-19	6-6	1-13	0-0
CONFERENCE	3-10	3-3	0-7	0-0
NON-CONFERENCE	4-9	3-3	1-6	0-0

#	Player	gp-gs	min	avg	Total		3-Point		F-Throw		Rebounds								a	to	blk	stl	pts	avg
					fg-fga	fg%	3fg-fga	3fg%	ft-fa	ft%	off	def	tot	avg	pf	dq								
25	Clareth, Nico	15-6	398	26.5	71-189	.376	33-89	.371	52-60	.867	9	42	51	3.4	52	4	27	45	7	12	227	15.1		
20	Penn, Roman	23-19	742	32.3	67-164	.409	24-71	.338	65-78	.833	38	74	112	4.9	68	2	69	45	5	29	223	9.7		
21	Shivers, Ahsante	26-21	695	26.7	82-208	.394	22-65	.338	55-78	.705	31	77	108	4.2	55	1	34	56	6	16	241	9.3		
15	Oduro, Prince	25-21	627	25.1	95-197	.482	0-0	.000	34-95	.358	36	89	125	5.0	80	3	16	56	16	7	224	9.0		
13	Richard, Khalil	23-5	478	20.8	68-155	.439	24-55	.436	29-36	.806	10	38	48	2.1	40	0	29	32	0	11	189	8.2		
32	Fisher, Evan	26-23	703	27.0	65-147	.442	17-48	.354	41-50	.820	26	97	123	4.7	73	3	24	41	22	8	188	7.2		
23	Horn, Jordan	24-7	392	16.3	56-141	.397	34-92	.370	24-32	.750	15	31	46	1.9	29	0	23	24	2	13	170	7.1		
05	Smithen, Kadeem	23-9	386	16.8	29-74	.392	8-22	.364	30-36	.833	23	52	75	3.3	39	0	27	15	4	11	96	4.2		
11	Huerter, Jr., Thomas	20-4	348	17.4	25-52	.481	9-23	.391	8-17	.471	14	45	59	3.0	34	0	21	22	14	2	67	3.4		
35	Friday, Sammy	19-3	143	7.5	16-36	.444	0-0	.000	12-22	.545	24	23	47	2.5	19	0	2	8	6	2	44	2.3		
02	Bentley, Christian	23-10	271	11.8	15-36	.417	4-10	.400	7-12	.583	15	20	35	1.5	17	0	13	13	1	7	41	1.8		
34	Degnan, Kevin	13-0	67	5.2	9-26	.346	2-6	.333	2-2	1.000	4	9	13	1.0	5	0	4	4	1	1	22	1.7		
03	Camper, Manny	11-2	70	6.4	6-11	.545	1-2	.500	4-7	.571	4	5	9	0.8	5	0	1	5	0	3	17	1.5		
22	Morastoni, Paulo	2-0	3	1.5	0-0	.000	0-0	.000	0-0	.000	0	0	0	0.0	1	0	0	0	0	0	0	0.0		
12	Diamond, Ben	3-0	2	0.7	0-0	.000	0-0	.000	0-0	.000	0	0	0	0.0	0	0	0	1	0	0	0	0.0		
Team											43	35	78				33							
Total.....		26	5325		604-1436	.421	178-483	.369	363-525	.691	292	637	929	35.7	517	13	290	400	84	122	1749	67.3		
Opponents.....		26	5325		652-1477	.441	175-508	.344	456-639	.714	269	609	878	33.8	484	8	334	281	86	174	1935	74.4		

TEAM STATISTICS	SIE	OPP	Date	Opponent	Score	Att.
SCORING	1749	1935	11/10/17	at Col. of Charleston	Lot 60-68	4955
Points per game	67.3	74.4	11/13/17	FLORIDA GULF COAST	L 53-86	5387
Scoring margin	-7.2	-	11/17/17	at Lehigh	Lot 90-91	767
FIELD GOALS-ATT	604-1436	652-1477	11/20/17	at Bucknell	L 92-115	2053
Field goal pct	.421	.441	11/25/17	HOFSTRA	W 85-76	5512
3 POINT FG-ATT	178-483	175-508	11/29/17	ST. BONAVENTURE	L 55-75	5535
3-point FG pct	.369	.344	12/2/17	ROBERT MORRIS	W 76-74	5749
3-pt FG made per game	6.8	6.7	12/6/17	at LOUISVILLE	L 60-86	17215
FREE THROWS-ATT	363-525	456-639	12/9/17	UALBANY	L 69-74	9017
Free throw pct	.691	.714	12/11/17	at Vermont	L 57-81	3266
F-Throws made per game	14.0	17.5	12/17/17	at Bryant	W 87-68	406
REBOUNDS	929	878	12/20/17	at Memphis	L 66-70	6079
Rebounds per game	35.7	33.8	12/22/17	HOLY CROSS	W 71-65	5526
Rebounding margin	+2.0	-	* 12/29/17	at Marist	L 58-63	1737
ASSISTS	290	334	* 1/1/18	QUINNIPIAC	L 70-71	5278
Assists per game	11.2	12.8	* 1/5/18	NIAGARA	L 76-84	5848
TURNOVERS	400	281	* 1/7/18	CANISIUS	W 65-62	6114
Turnovers per game	15.4	10.8	* 01/11/18	at Iona College	L 69-71	1639
Turnover margin	-4.6	-	* 01/13/18	at Manhattan	L 61-72	1013
Assist/turnover ratio	0.7	1.2	* 1/18/18	MARIST	W 68-65	5662
STEALS	122	174	* 01/21/18	at Quinnipiac	L 69-76	1915
Steals per game	4.7	6.7	* 01/25/18	at Monmouth	L 56-67	2005
BLOCKS	84	86	* 1/29/18	SAINT PETERS	Wo3 59-57	5065
Blocks per game	3.2	3.3	* 2/2/18	MANHATTAN	L 47-51	7372
ATTENDANCE	72065	45596	* 02/05/18	at Fairfield University	L 65-78	1034
Home games-Avg/Game	12-6005	14-3257	* 02/08/18	at Canisius	L 65-89	1512
Neutral site-Avg/Game	-	0-0				

\* - Conference game


Score by Periods	1st	2nd	OT	OT2	OT3	Totals
Siena	830	883	22	5	9	1749
Opponents	888	1004	31	5	7	1935

# 2017-18 SIENA MEN'S BASKETBALL TV/RADIO ROSTER



#2

**Christian Bentley**  
Fr. | G | 6-2 | 204  
Brampton, ON | First Love  
Christian Academy (PA)



#3

**Manny Camper**  
Fr. | G/F | 6-5 | 208  
Worton, MD | Kent County



#5

**Kadeem Smithen**  
RS Jr. | G | 6-3 | 170  
Ajax, ON | Thornlea  
Secondary/Richmond



#11

**Thomas Huerter, Jr.**  
So. | F | 6-7 | 210  
Clifton Park, NY | Shenendehowa/  
Cheshire Academy (CT)



#12

**Ben Diamond**  
So. | G | 5-8 | 145  
Loudonville, NY | Shaker



#13

**Khalil Richard**  
So. | G | 6-0 | 179  
Baltimore, MD | St. Frances  
Academy



#15

**Prince Oduro**  
Fr. | F | 6-8 | 253  
Toronto, ON | First Love  
Christian Academy (PA)



#20

**Roman Penn**  
Fr. | G | 5-11 | 170  
Calumet City, IL | Bishop Noll  
(IN)/Don Bosco Prep (IN)



#21

**Ahsante Shivers**  
So. | G | 6-4 | 206  
Seat Pleasant, MD | Clinton  
Christian/Mt. Zion Prep




#22

**Paulo Morastoni**  
Jr. | G | 6-2 | 190  
Blumenau, Brazil/Bom Jesus



#23

**Jordan Horn**  
Fr. | G | 6-3 | 196  
St. Paul, MN | Tartan



#32

**Evan Fisher**  
Jr. | F | 6-8 | 230  
Pasadena, MD | McDonogh  
School



#34

**Kevin Degnan**  
RS Jr. | F | 6-9 | 215  
Pearl River, NY | Pearl River/  
Fairfield



#35

**Sammy Friday**  
So. | F | 6-9 | 243  
Jersey City, NJ | Hudson Catholic/  
St. Andrew's School (RI)

## PRONUNCIATION GUIDE

- #11 Thomas Huerter, Jr. – HURR-tur  
#13 Khalil Richard – Ka-LIL  
#15 Prince Oduro – Oh-DEW-row  
#21 Ahsante Shivers – Ah-SAHN-tay SHIV-urs  
#22 Paulo Morastoni – POW-lo Mor-ah-STONE-ee  
#34 Kevin Degnan – DEG-nin  
Abe Woldelessie – WALL-dess-lass-ee



**Jimmy Patsos**  
Head Coach,  
(Fifth Season),  
Catholic University '89

## COACHING STAFF

**Greg Manning**, Assistant Coach,  
(Fifth Season), Loyola (MD) '08  
**Jordan Watson**, Assistant Coach,  
(Third Season), Augustana '05  
**Abe Woldelessie**, Assistant Coach,  
(Second Season), Macalester '08  
**Pete Durr**, Director of Basketball  
Operations, (First Season), Keuka '10

No.	Name	Cl.	Pos.	Ht.	Wt.	Hometown/High School/Previous School
2	Christian Bentley	Fr.	G	6-2	204	Brampton, ON/First Love Christian Academy (PA)
3	Manny Camper	Fr.	G/F	6-5	208	Worton, MD/Kent County
5	Kadeem Smithen	RS Jr.	G	6-3	170	Ajax, ON/Thornlea Secondary/Richmond
11	Thomas Huerter, Jr.	So.	F	6-7	210	Clifton Park, NY/Shenendehowa/Cheshire Academy (CT)
12	Ben Diamond	So.	G	5-8	145	Loudonville, NY/Shaker
13	Khalil Richard	So.	G	6-0	179	Baltimore, MD/St. Frances Academy
15	Prince Oduro	Fr.	F	6-8	253	Toronto, ON/First Love Christian Academy (PA)
20	Roman Penn	Fr.	G	5-11	170	Calumet City, IL/Bishop Noll (IN)/Don Bosco Prep (IN)
21	Ahsante Shivers	So.	G	6-4	206	Seat Pleasant, MD/Clinton Christian/Mt. Zion Prep
22	Paulo Morastoni	Jr.	G	6-2	190	Blumenau, Brazil/Bom Jesus
23	Jordan Horn	Fr.	G	6-3	196	St. Paul, MN/Tartan
32	Evan Fisher	Jr.	F	6-8	230	Pasadena, MD/McDonogh School
34	Kevin Degnan	RS Jr.	F	6-9	215	Pearl River, NY/Pearl River/Fairfield
35	Sammy Friday	So.	F	6-9	243	Jersey City, NJ/Hudson Catholic/St. Andrew's School (RI)