



2018-19 @MONMOUTHBBALL GAME NOTES

Monmouth University Athletics Communications // 400 Cedar Ave. West Long Branch, NJ 07764
Men's Basketball Contact // Gary Kowal // gkowal@monmouth.edu // 732-263-5557 // #FlyHawks

SCHEDULE & RESULTS

GAME TWENTY

12:00PM // JANUARY 20, 2019 // OCEANFIRST BANK CENTER

Date	Opponent	Time/Result
October		
Sat. 27	CALDWELL (Exh.)	W, 85-84
November (0-8)		
Tue. 6	LEHIGH	L, 61-85
Fri. 9	at Colgate	L, 74-87
Mon. 12	at St. Joseph's	L, 63-78
Thu. 15	vs. #RV/13 West Virginia^	L, 53-71
Fri. 16	vs. Valparaiso^	L, 53-64
Sun. 18	vs. Cal State Fullerton^	L, 63-87
Sat. 24	PRINCETON	L, 57-60
Wed. 28	at #10/9 Kentucky	L, 44-90
December (1-4)		
Sat. 1	at Bucknell	L, 43-65
Wed. 5	at Hofstra	L, 73-75
Sat. 8	at Albany	L, 63-82
Thu. 20	YALE	L, 58-66
Mon. 31	at Penn	W, 76-74 (OT)
January (4-2)		
Thu. 3	at Iona*	L, 84-103
Sat. 5	SAINT PETER'S*	W, 61-44
Thu. 10	at Quinnipiac*	L, 83-89 (2OT)
Sat. 12	MANHATTAN*	W, 65-49
Mon. 14	at Siena*	W, 63-60 (OT)
Thu. 17	FAIRFIELD*	W, 74-57
Sun. 20	IONA*	12:00 p.m.
Thu. 24	at Canisius*	7:00 p.m.
Sat. 26	at Niagara*	3:00 p.m.
Thu. 31	SIENA	7:00 p.m.
February (0-0)		
Sat. 2	RIDER*	2:00 p.m.
Thu. 7	at Saint Peter's*	7:00 p.m.
Sat. 9	at Fairfield*	1:00 p.m.
Fri. 15	at Rider*	7:00 p.m.
Sun. 17	MARIST*	2:00 p.m.
Fri. 22	CANISIUS*	7:00 p.m.
Sun. 24	QUINNIPIAC*	2:00 p.m.
March (0-0)		
Fri. 1	at Manhattan*	7:00 p.m.
2018 MAAC Tournament		
7-11	at Times Union Center	TBA

Home Games is **BOLD CAPS**

*-Metro Atlantic Athletic Conference games

^-Myrtle Beach Invitational

ATHLETIC COMMUNICATIONS

Assistant AD/Communications & New Media/
Men's Basketball Contact: Gary Kowal
Kowal phone: 732-263-5557
Kowal email: gkowal@monmouth.edu
Press Row Phone: 732-571-3677
Athletics Website: MonmouthHawks.com



IONA GAELS

Head Coach: Tim Cluess (9th season at Iona)

Record at Iona: 188-102 // Career Record: 286-125

Gaels Record: 6-10 (4-1 MAAC)



MONMOUTH HAWKS

Head Coach: King Rice (8th season at Monmouth)

Record at Monmouth: 122-126 // Career Record: 122-126

Hawks Record: 5-14 (4-2 MAAC)

MEDIA COVERAGE



TV // ESPN3/WatchESPN
PxP // Eddy Occhipinti
Analyst // Steve Bazaz
Sideline // Suzi Mellano



Live Stats
StatBroadcast
MonmouthStats.com

HAWKS QUICK NOTES

LAST GAME VS. FAIRFIELD: STARTERS

POS.	#	NAME	CLASS	Ht.	Wt.	NOTES
G	0	Ray Salnave	R-So.	6'3"	205	GW basket with 2.3 seconds left at Penn
G	3	Deion Hammond	So.	6'4"	200	Career-high 27 points at QU; scored 9 pts. in 3.9 seconds
G	13	Marcus McClary	So.	6'3"	195	Started 15 of first 19 games
F	4	Mustapha Traore	R-Jr.	6'8"	210	Topped career high in rebounds (12) vs. Yale
C	32	Diago Quinn	Sr.	6'9"	255	Averaged 19.3 ppg, 9.7 rpg from 12/31-1/5

LAST GAME: OFF THE BENCH

F	2	Melik Martin	So.	6'6"	200	Nine second-half points vs. Yale
G	5	Nick Rutherford	R-Jr.	6'3"	185	First career double-figure game for MU at QU
G	10	Trevon Gross, Jr.	Gr.	6'3"	205	Knocked in corner 3 at Iona late in 1st half
G	11	George Papas	So.	6'5"	175	43 of 57 FGA's this season are from 3
G	14	Dave Calloway, Jr.	Fr.	6'0"	170	Has hit a 3 vs. two ranked teams this season
G	15	Mike James, Jr.	Fr.	6'0"	170	Collected first collegiate points vs. Manhattan
F	21	Nikkei Rutty	Fr.	6'8"	225	Made first career start at Hofstra
G	24	Louie Pillari	R-Jr.	6'6"	200	Has missed last three games with injury
G	25	Samuel Chaput	Fr.	6'0"	175	Backup PG - Career-high 10 points vs. SPU
C	44	Sam Ibiezugbe	Jr.	6'11	245	Career-high 11 points vs. Cal State Fullerton

FOLLOW MONMOUTH BASKETBALL

FACEBOOK // MONMOUTH BASKETBALL

TWITTER // @MONMOUTHBBALL

INSTAGRAM // @MONMOUTHMENSBBALL

SNAPCHAT // @MUHAWKS

MORE ON TONIGHT'S MATCHUP

SCOUTING THE GAELS

EJ Crawford leads four Gaels in double figures at 17.3 points per game, while senior Rickey McGill is averaging over five assists per contest. Iona has won two in a row and four of five since beginning conference play.

IONA HEAD COACH TIM CLUESS

Tim Cluess is in his ninth season with the Gaels, leading Iona to three consecutive NCAA Tournaments. He has 188 wins to his credit with Iona.

HAWKS AT HOME

Monmouth has won its last three at home over Saint Peter's, Manhattan and Fairfield holding those opponents to just 51 points per game and not allowing the first two over 50.

IONA ON THE ROAD

Iona is 1-6 away from home this season, with the lone win coming in their last road contest at Canisius by an 88-70 count.

SERIES NOTES

- MU and Iona have played 15 times overall, and 13 times since the teams have both competed in the MAAC.
- MU has won three of five with the Gaels.
- The road team won each matchup a season ago.
- Monmouth and Iona met in consecutive MAAC Tournaments, playing in the 2015 semifinals and 2016 title game.

SERIES HISTORY

Year	Date	Winner	Score	Site
1982-83	12/7/82	Iona	61-88	New Rochelle, NY
1984-85	1/5/85	Iona	67-70	West Long Branch, NJ
2013-14	2/4/14	Iona	71-89	West Long Branch, NJ
2013-14	2/14/14	Iona	70-89	New Rochelle, NY
2014-15	12/7/14	Monmouth	92-89	West Long Branch, NJ
2014-15	2/22/15	Iona	68-69	New Rochelle, NY
2014-15	3/8/15	Iona	77-95	Albany, NY
2015-16	1/15/16	Monmouth	110-102	New Rochelle, NY
2015-16	2/19/16	Iona	67-83	West Long Branch, NJ
2015-16	3/7/16	Iona	76-79	Albany, NY
2016-17	1/6/17	Monmouth	92-74	West Long Branch, NJ
2016-17	2/26/17	Monmouth	79-73	New Rochelle, NY
2017-18	1/19/18	Iona	73-76	West Long Branch, NJ
2017-18	2/8/18	Monmouth	72-50	New Rochelle, NY
2018-19	1/3/19	Iona	84-103	New Rochelle, NY

UP NEXT

Monmouth will head to Buffalo to take on Canisius on Thursday night at 7:00 p.m.

18-19 MAAC STANDINGS

Team	Overall	MAAC
1. Rider	9-7	4-0
2. Iona	6-10	4-1
3. Canisius	7-11	4-2
4. Monmouth	5-14	4-2
5. Quinnipiac	8-9	3-3
6. Siena	7-11	2-3
7. Saint Peter's	5-12	2-3
8. Manhattan	4-13	2-3
9. Niagara	9-10	2-4
10. Fairfield	5-14	2-5
11. Marist	6-11	1-4

ALL-TIME SERIES

IONA LEADS, 10-5

LAST MEETING: 1/13/19

IONA 103, MU 84

Iona won the first meeting this season, and lead the all-time series 10-5.

LAST TIME OUT

Monmouth 74, Fairfield 57

January 17, 2019

Behind three double-digit performances and three players with eight rebounds, Monmouth University men's basketball led for the final 33:05 en route to a dominating win over Fairfield University, 74-57 on Thursday. The Hawks have won three in a row, and move to 4-2 in the MAAC and 5-14 overall while Fairfield drops to 5-13, 2-4 in league play. Fairfield trimmed the MU lead to four in the early stages of the second half, but Deion Hammond hit threes on three of five possessions, totaling 2:09 between the trio to extend the lead back to 10. The Hawks gradually pulled away, with Nick Rutherford drilling a step back, corner triple with 8:54 to play to extend the lead back into double digits. MU led by as many as 20 before winning 74-57. The Hawks jumped out to a 6-0 lead on consecutive triples, and after Fairfield got the lead at 12-11, never led again as MU built their lead slowly down the first-half stretch, going up by as many as eight. A 7-2 run to close out the period included a Ray Salnave three before MU took a seven-point edge into the locker room.

NOTES

- Monmouth has won three in a row, its longest winning streak since closing out the 2017 regular season with 16 in a row and opening the MAAC Tournament with a win to post the program's longest ever win streak of 17.
- Monmouth leads the series with Fairfield since joining the MAAC, 9-3.
- The Hawks are the second MAAC team this season to reach four league wins.
- MU has held its opponent to 60 points or less in three straight games, and four of the last five.
- Ray Salnave scored in double figures for the eighth time in 10 games, leading MU with 17 points.
- Deion Hammond netted 16 points, and has scored at least nine points in every MAAC game this season.
- Mustapha Traore grabbed eight rebounds for the sixth time this year, and third game in a row.
- Nick Rutherford pulled in eight rebounds for the second game in a row.
- Samuel Chaput is averaging 7.4ppg in MAAC play.

2018-19 MONMOUTH ROSTER

NUMERICAL

0	Ray Salnave	G	6-3	205	R-So.	Elmont, NY / Benjamin N. Cardozo
2	Melik Martin	F	6-6	200	So.	York, PA / York Catholic
3	Deion Hammond	G	6-4	200	So.	Mitchellville, MD / Riverdale Baptist School
4	Mustapha Traore	F	6-8	210	R-Jr.	Philadelphia, PA / The Phelps School
5	Nick Rutherford	G	6-3	185	R-Jr.	Indianapolis, IN / Allen / Florida Atlantic
10	Trevon Gross Jr.	G	6-3	205	Gr.	Jackson, NJ / St. Benedict's Prep / Virginia
11	George Papas	G	6-5	175	So.	Jersey City, NJ / Union Catholic / Gould Academy
13	Marcus McClary	G	6-3	195	So.	Linden, NJ / The Patrick School
14	Dave Calloway Jr.	G	6-0	170	Fr.	Neptune, NJ / St. Rose
15	Mike James Jr.	G	6-0	170	Fr.	West Hempstead, NY / Malverne
21	Nikkei Rutty	F	6-8	225	Fr.	New Rochelle, NY / Trinity-Pawling
24	Louie Pillari	G	6-6	200	R-Jr.	Tinton Falls, NJ / Christian Brothers Academy
25	Samuel Chaput	G	6-0	175	Fr.	Longueuil, Quebec / Saint Anthony's (TX)
32	Diago Quinn	C	6-9	255	Sr.	New York City, NY / Lake Forest Academy [IL]
44	Sam Ibiezugbe	C	6-11	245	Jr.	Simsbury, CT / The Masters School

ALPHABETICAL

14	Dave Calloway Jr.	G	6-0	170	Fr.	Neptune, NJ / St. Rose
25	Samuel Chaput	G	6-0	175	Fr.	Longueuil, Quebec / Saint Anthony's (TX)
10	Trevon Gross Jr.	G	6-3	205	Gr.	Jackson, NJ / St. Benedict's Prep / Virginia
3	Deion Hammond	G	6-4	200	So.	Mitchellville, MD / Riverdale Baptist School
44	Sam Ibiezugbe	C	6-11	245	Jr.	Simsbury, CT / The Masters School
15	Mike James Jr.	G	6-0	170	Fr.	West Hempstead, NY / Malverne
2	Melik Martin	F	6-6	200	So.	York, PA / York Catholic
13	Marcus McClary	G	6-3	195	So.	Linden, NJ / The Patrick School
11	George Papas	G	6-5	175	So.	Jersey City, NJ / Union Catholic / Gould Academy
24	Louie Pillari	G	6-6	200	R-Jr.	Tinton Falls, NJ / Christian Brothers Academy
32	Diago Quinn	C	6-9	255	Sr.	New York City, NY / Lake Forest Academy [IL]
5	Nick Rutherford	G	6-3	185	R-Jr.	Indianapolis, IN / Allen / Florida Atlantic
21	Nikkei Rutty	F	6-8	225	Fr.	New Rochelle, NY / Trinity-Pawling
0	Ray Salnave	G	6-3	205	R-So.	Elmont, NY / Benjamin N. Cardozo
4	Mustapha Traore	F	6-8	210	R-Jr.	Philadelphia, PA / The Phelps School

PRONUNCIATION GUIDE

#0 Ray Salnave	Sal-nayve
#4 Mustapha Traore	Tray-or
#10 Trevon Gross Jr.	Truh-von
#11 George Papas	Pap-iss
#21 Nikkei Rutty	Knee-kay
#24 Louie Pillari	Pill-are-ee
#25 Samuel Chaput	Cha-poo
#32 Diago Quinn	Said like "Diego"
#44 Sam Ibiezugbe	Ibiza-bay

Head Coach: King Rice (North Carolina, 1992) - 8th season at Monmouth

Assistant Coaches: Rick Callahan (Salem College, 1980) - 8th season at Monmouth, Jamal Meeks (Indiana, 1992) - 4th season at Monmouth, JR Reid (North Carolina, 1993) - 1st season at Monmouth

Director of Operations: Josh James (Monmouth, 2017) - 1st season at Monmouth

Special Assistant to the Head Coach: Dan Murphy (UConn, 2006) - 1st season at Monmouth

Athletic Trainer: Vanessa Sweeney, A.T.C.

Roster Breakdown

By Class

Seniors (2): Gross Jr., Quinn

Juniors (4): Ibiezugbe, Pillari, Rutherford, Traore

Sophomores (5): Hammond, Martin, McClary, Papas, Salnave

Freshmen (4): Calloway Jr., Chaput, James Jr., Rutty

By Location

New Jersey (5): Calloway Jr., Gross Jr., McClary, Papas, Pillari

New York (4): James Jr., Quinn, Rutty, Salnave

Pennsylvania (2): Martin, Traore

Connecticut (1): Ibiezugbe

Maryland (1): Hammond

Indiana (1): Rutherford

Quebec (1): Chaput

By Position

Guard (10): Calloway Jr., Chaput, Gross Jr., Hammond, James Jr., McClary, Papas, L. Pillari, Rutherford, Salnave

Forward (3): Martin, Rutty, Traore

Center (2): Ibiezugbe, Quinn

2018-19 BROADCAST SPOT CHART



0

Ray Salnave
R-So., G, 6-3, 205
Elmont, NY




2

Melik Martin
So., F, 6-6, 200
York, PA



3

Deion Hammond
So., G, 6-4, 200
Mitchellville, MD



4

Mustapha Traore
R-Jr., F, 6-8, 210
Philadelphia, PA



5

Nick Rutherford
R-Jr., G, 6-3, 185
Indianapolis, IN




10

Trevon Gross, Jr.
Gr., G, 6-3, 205
Jackson, NJ



11

George Papas
So., G, 6-5, 175
Jersey City, NJ



13

Marcus McClary
So., G, 6-3, 195
Linden, NJ



14

Dave Calloway, Jr.
Fr., G, 6-0, 170
Neptune, NJ



15

Mike James, Jr.
Fr., G, 6-0, 170
West Hempstead, NY



21

Nikkei Rutty
Fr., F, 6-8, 225
New Rochelle, NY




24

Louie Pillari
R-Jr., G, 6-6, 200
Tinton Falls, NJ



25

Samuel Chaput
Fr., G, 6-0, 175
Longueuil, Que



32

Diago Quinn
Sr., C, 6-9, 255
New York City, NY



44

Sam Ibiezugbe
Jr., C, 6-11, 245
Simsbury, CT

2018-19 COACHING STAFF



King Rice
Head Coach
Eighth Season
North Carolina, 1992




Rick Callahan
Assistant Coach
Eighth Season
Salem College, 1980



Jamal Meeks
Assistant Coach
Fourth Season
Indiana, 1992



JR Reid
Assistant Coach
First Season
North Carolina, 1994



Josh James
Director of Operations
First Season
Monmouth, 2017



Dan Murphy
Special Asst. to Head Coach
First Season
UConn, 2006

MONMOUTH NOTES

RUTHERFORD'S STAT LINE

Nick Rutherford posted an all-around contest in the win over Fairfield, scoring five points while adding eight rebounds, six assists, four steals and a block. He contributed on the defensive end as well and hit his fourth three of the season on a stepback from the corner.

WINNING STREAK

Monmouth has won three in a row for the first time this season, and for the first time since the end of the 2016-17 season when the Hawks topped a program high with a 17 game winning streak.

LOCKING DOWN AT HOME

Monmouth is giving up 51 points per game at home against MAAC opponents this season, holding both Saint Peter's and Manhattan under 50 points. Against the Jaspers, MU allowed just two two-point field goals in the opening half. Nobody has topped 60 points on the Hawks at home this season in league play, and MU has given up 60 or less in four straight games when factoring in a road win at Siena.

BLOCK PARTY

Monmouth set a season high in blocks with six, including five in the opening half against Fairfield. Diago Quinn and Nikkei Ruty added two apiece.

MOVING OVER .500 IN THE MAAC

Monmouth is over .500 in conference play for the first time since the 2016-17 season finale at Iona, a Hawks win that moved MU to 18-2 in league play. MU is currently 4-2 after three straight wins.

RUTHERFORD LOCKING DOWN ON DEFENSE

Nick Rutherford helped lock down one of the top freshmen in the MAAC in Jalen Pickett in the Hawks' win over Siena. The guard entered at the 12:50 mark of the first half after Pickett knocked down his first four shots, all from three. From that point forward, Pickett went 1-for-11 from the field and turned it over six times. Rutherford finished the night with six points, a career-best in a Hawks uniform eight rebounds, two assists and four steals in 33 minutes.

FRESHMAN EMERGING

Sam Chaput has taken on an increased role for Monmouth since the New Year's Eve contest against Penn, with King Rice crediting Chaput for part of the Hawks' win over Siena. He knocked in a three and scored seven points in 25 minutes, including corralling a long rebound off a late missed free throw and running the clock down to 1.1 seconds before he was caught and fouled.

OVERTIME GAMES

In the last two seasons, Monmouth has played five overtime games, with four of them ending in a different number of sessions. MU played Penn to four overtimes and Siena to three last season, before beating Penn in a single OT earlier this year and playing double overtime at Quinnipiac. MU beat Siena in OT to move to 3-2 in league play.

120 WINS FOR KING RICE

Monmouth Head Coach King Rice picked up his 120th career win over Manhattan, the fifth Monmouth coach to reach that mark all time. His 100th career win also came over the Jaspers, coming at Draddy Gym.

SHOOTING IT WELL

MU posted its best field goal percentage of the season against Manhattan, shooting 52.5% from the field on 23-of-43, including four makes from three. Eight Hawks converted field goals in the game.

PAPAS GETS IT GOING

Sophomore George Papas has gone for eight points in two of his last five games, including hitting a huge pair of triples in the win over Manhattan to extend the Hawks lead in the second half. He has taken 57 shots this season, with 43 coming from downtown.

A WILD COMEBACK

MU posted a comeback at Quinnipiac that would have ranked as a tie for the NCAA Division I record for largest comeback in the final minute of a game had MU come back to win. Monmouth trailed Quinnipiac by 14 with 1:33 to play in regulation, and by 12 inside the final minute, but forced overtime thanks to a 19-5 run to end the game. The Hawks scored 17 points in 51 seconds to tie, doing so in the final 54 seconds of the contest. MU forced four turnovers in the contest, including a back court violation, a five-second call, a ten-second call, and an offensive foul on an inbounds attempt. Ray Salnave's layup with just over three ticks remaining was the tying bucket, and Deion Hammond scored nine points during the comeback.

HAMMOND MAKING LIKE REGGIE MILLER

Deion Hammond scored seven points in 1.2 seconds against Quinnipiac, and nine points in 3.9 seconds to spark the comeback. He nailed a straight on three with 36.2 seconds to play, and after QU failed to get the ball inbounded resulting in a violation, Hammond took the ensuing trigger and banked home a three, plus the foul with 35 seconds exactly to go. Following a Bobcats offensive foul that took no time off, Hammond dropped a baseline runner with 32.3 remaining.

MONMOUTH NOTES

RUTHERFORD FINDS DOUBLES

For the first time in 16 games as a Hawk, Nick Rutherford reached the double-figure plateau at Quinnipiac, scoring 10 points on 5-7 shooting on the night. All five of his baskets came on layups, and the senior played over 35 minutes in the double OT affair.

HAMMOND'S CAREER-HIGH

Helped along by his scoring outburst in the final minute, Deion Hammond notched a career-high of 27 points at Quinnipiac, the most by a Hawk this season. His 10 made field goals were also a career best, and the sophomore netted 20+ points for the fourth time in his career and third time this season.

IBIEZUGBE MAKES MOST OF HIS TIME

Sam Ibiezugbe maximized his time on the floor, tying a career-high at Quinnipiac with six rebounds, two of them offensive, in just 7:53 on the court. The big man finished his only opportunity inside in the game as well.

WHAT A WEEK FOR DIAGO

Diago Quinn had scored 19 points just once in his collegiate career, but did it in all three games to open 2019 in the same week, setting a career-high with his first 20-point game at Iona. He helped MU go 2-1, including a league win and a victory at Ivy League favorite Penn. Quinn finished one rebound shy of averaging a double-double for the week, collecting one at Penn with 19 and 14 rebounds. The senior shot 58% and 78% from the line, blocking four shots.

QUINN NAMED TO MET BASKETBALL WRITERS WEEKLY HONORABLE MENTION

Diago Quinn earned a spot on the Metropolitan Basketball Writers Association Division I Honorable Mention after coming a rebound shy of averaging a double-double for the week. Saint John's guard Shamorie Ponds was named the Player of the Week by the organization.

BEST DEFENSIVE EFFORT IN A WHILE

Monmouth limited Saint Peter's to just 44 total points, the best defensive effort for MU in 1,126 days dating back to a 56-42 win at Niagara on December 6, 2015. In that game, then-freshman Diago Quinn made his first career start as the 15-16 Hawks picked up their first MAAC win of the season. The 15 field goals MU allowed to SPU was the lowest by an MU opponent this year, as was the 20-point first half by the Peacocks.

GETTING EVERYONE ACTION

All 15 Hawks on the roster saw action against both Iona and Saint Peter's for the first time this season. Mike James recorded his first career assist at Iona, while Dave Calloway scored for the third time in a game this year against the Gaels.

MOVING UP THE GAMES PLAYED LIST

Diago Quinn moved into the top-17 of games played in program history against Saint Peter's, appearing in his 116th career game. Quinn tied former Hawks Max DiLeo and Mike Myers-Keitt and is on pace to play in at least 133 games.

MOST POINTS

Monmouth set a season high in scoring with 84 points at Iona, while also marking season bests in field goals made with 28 and three pointers made with 10. The 44-point second stanza tied a season high for a single half.

SALNAVE HITS THE GAME WINNER

Ray Salnave made his first career game-winner against Penn, driving the right side of the lane to score with 2.3 seconds left to put Monmouth up by two, 76-74, a score that would turn out to be the final.

SALNAVE LEADS THE WAY

Ray Salnave led Monmouth six games in a row between 11/28 at Kentucky and 12/31 vs. Penn, posting in double figures in five of those games and topping his career best twice. He netted 22 at Hofstra before scoring 25 at Albany, and added 17 in a win at Penn.

MOST REBOUNDS

Monmouth set a season high as a team at Penn in total rebounds with 47, and defensive rebounds with 29. The Blue and White outrebounded Penn by seven in the two-point victory.

TRAORE PULLING DOWN BOARDS

In the first 12 games of the season, Mustapha Traore led MU five times in rebounding including the second and third double-digit rebounding games of his career. Traore tied a career-high with 10 boards at Bucknell before marking a career-best with 12 caroms against Yale.

BIG LINEUP

Monmouth went with a two-big lineup against Bucknell to start for the first time since January 29, 2018 at Rider, with Mustapha Traore and Diago Quinn opening the game at the forward and center spots for the Blue and White. It marked Monmouth's third different lineup of the season. The Hawks have now used five different lineups in 14 games.

HEAD COACH KING RICE • North Carolina, 1992 • 8th Season • 122-126 Overall • MAAC: 64-40



Rice has been on the Monmouth sideline for seven seasons and enters his eighth in 2018-19. He has 117 victories to his credit, as well as a pair of MAAC Coach of the Year honors. He has set Monmouth records for wins in a season with 28 and consecutive victories with 17. Rice also set a MAAC Record in 2016-17 by winning 18 league games for the first time ever. He has also won the JohnMcLendon National Coach of the Year honor, while being named a finalist for the Ben Jobe Award.

Rice coached a pair of players to All-Conference honors in 2017-18, including four-guard Austin Tilghman, who was named to the Third Team and also became the first guard in school history to register a triple-double, doing so at Yale on December 22. He also mentored Deion Hammond to unanimous All-Rookie Team accolades, with the guard averaging 12 points per contest.

In eight years in West Long Branch, Rice has now graduated 23 seniors. Following the 2016-17 year, Monmouth men's basketball was one of 35 programs recognized across the nation in men's hoops for its multiyear Academic Progress Rate (APR) and received the NCAA's APR Public Recognition Award. Monmouth was the only school

in the Metro Atlantic Athletic Conference as well as one of just three teams in the state of New Jersey. Rice's team has earned this recognition in three straight seasons.

With his second straight conference Coach of the Year honor in 2016-17, Rice became just the third coach in MAAC history to repeat and the second to do it outright, joining former Iona coach Tim Welsh and ex-LaSalle head man Speedy Morris. Rice secured a second consecutive regular season title and the top seed in the MAAC Tournament, coaching the Hawks to a National Invitation Tournament for the second time. He also earned his second straight NABC District I Coach of the Year accolade, the first MU coach to do so.

Rice mentored Justin Robinson to a second straight MAAC Player of the Year and third All-MAAC First Team, as well as being named the Lou Henson National Mid-Major Player of the Year. Robinson graduated as the school's all-time leading scorer at the Division I level and became the second 2,000-point scorer in MU history. He also coached his second MAAC Sixth Man of the Year in three years in guard Austin Tilghman, and a second straight all-league selection for Micah Seaborn, who was named First Team. MU won 17 straight games, including 16 straight to end the regular season, not losing after January 2. He secured a comeback win at Memphis in December, as well as a win over eventual Ivy champion Princeton at home.

In 2015-16, leading the Hawks to a program best 28 wins and a top seed in the National Invitation Tournament, as well as wins over five high-major programs. He coached the Hawks to the MAAC regular season title with a 17-3 league mark, collecting MAAC Coach of the Year honors in addition to being named John McLendon National Coach of the Year. Rice picked up ECAC and NABC District I Coach of the Year accolades as well, while being named a finalist for the Ben Jobe Award.

Rice posted 17 league victories, including an 11-2 mark at home and a nation-leading 13 road tallies and 17 wins away from home, including neutral site wins. He secured Monmouth's first regular season title in 11 years and the top seed in the conference tournament while knocking off the program's first-ever ranked opponent in No. 17 Notre Dame on Thanksgiving night as well as wins at UCLA, Georgetown and Rutgers and a neutral site victory over Southern California. The Blue and White also notched its first national postseason win since 2006 and the first ever at home, topping Bucknell in the opening round of the NIT.

In his fifth season in West Long Branch, Rice mentored MAAC Player of the Year Justin Robinson and league Rookie of the Year Micah Seaborn, both of whom were all-conference selections along with senior Deon Jones. Robinson earned multiple national awards while setting the single-season scoring record under Rice's tutelage.

Following the 2015-16 campaign, Rice was rewarded with a contract extension, which extended his contract to 2020-21.

Rice, who was named a finalist for the 2015 Ben Jobe National Coach of the Year Award, led the Hawks to an 18-15 overall record in 2014-15 and a 13-7 mark in Metro Atlantic Athletic Conference action, which resulted in the No. 4 seed in the league postseason. The Hawks, who advanced to the conference semifinals in just their second season in the league, put a pair of guards on all-conference teams and held 26 of their opponents to 70 points or less.

In 2014-15, the Hawks placed guard Justin Robinson on the All-MAAC First Team and the NABC All-District Second Team and guard Deon Jones on the All-MAAC Third Team, while senior guard Andrew Nicholas was honored as the league's Sixth Man of the Year.

Rice, whose roster featured nine first-year players and no seniors in 2013-14, guided the Hawks into their first season in the MAAC, where the Blue & White claimed the No. 9 seed in the league's postseason. In his first two seasons in the league, Monmouth outperformed its preseason coaches poll prognostication, as the Hawks were selected sixth prior to 2014-15 and finished the regular season in a tie for third place, with eventual tournament champion Manhattan.

In 2013-14, paced by one of the highest scoring duos in program history in Jones and Nicholas, the Hawks posted an 11-21 overall record, which included the championship trophy in the regional pod of the Barclays Center Classic, and the team's highest scoring average in 13 years.

The Hawks started the 2012-13 campaign with a 5-3 record before finishing their final season in the Northeast Conference with an overall mark of 10-21 and 5-13 in league play. Monmouth, which ranked near the top of the league in steals and turnover margin, capped its season with forward Ed Waite scoring his 1,000th career point and guard Jesse Steele writing his name all over the record books in just two and a half seasons.

In his first season with the Blue and White, Rice made an immediate impact on the program, leading the Hawks to a fifth place tie in the league standings. The Hawks finished 12-20 overall, but finished the year winners of nine of their last 12 games to claim a 10-8 league mark and grab the No. 6 seed in the conference postseason, while Dion Nesmith became the 17th Monmouth player to earn NEC All-Rookie Team accolades in program history. The Hawks, who played three nationally-ranked teams during the year, and competed in the Dick's Sporting Goods NIT Season Tip-Off, initiated an up-tempo style of play, which then generated the team's highest scoring average since the 2003-04 campaign.

PROFESSIONAL COACHING EXPERIENCE

2011-Present: Head Coach, Monmouth University (West Long Branch, N.J.)

2006-2011: Assistant Coach, Vanderbilt University (Nashville, Tenn.)

2001-2004: Head Coach, Bahamian National Team

1999-2000: Assistant Coach, Providence College (Providence, R.I.)

1993-1998: Assistant Coach, Illinois State University (Normal, Ill.)

1992-1993: Assistant Coach, University of Oregon (Eugene, Ore.)

NCAA POSTSEASON APPEARANCES

As an assistant coach (8):

NCAA (Illinois State 1997, 1998, Vanderbilt 2007, 2008, 2010, 2011)

NIT (Illinois State 1995, 1996)

As a player (4):

NCAA Tournament Sweet 16 (North Carolina 1988, 1989, 1990, 1991 [Final Four])

ACC Tournament Championship Teams (1989, 1991)

As a head coach (2):

NIT (Monmouth, 2016, 2017)

Rice Year-by-Year

Year	Overall	Conf.	Notes
2011-12	12-20	10-8	NEC Tournament
2012-13	10-21	5-13	
2013-14	11-21	5-15	
2014-15	18-15	13-7	MAAC Tournament semis
2015-16	28-8	17-3	MAAC Reg. Season title
2016-17	27-7	18-2	MAAC Reg. Season title
2017-18	11-20	7-11	
2018-19	5-14	4-2	
Career Record: 122-126 (8th season)			
Career MAAC Record: 64-40 (6th season)			

Rice All-Time Opponents

Albany	1-2
Army West Point	1-1
Bethune-Cookman	1-0
Binghamton	2-0
Brown	0-1
Bryant	1-1
Bucknell	2-1
Cal State Fullerton	0-1
Canisius	7-4
Central Connecticut	2-1
Colgate	0-1
Cornell	2-0
Dayton	0-1
Drexel	2-0
Fairfield	9-3
Fairleigh Dickinson	4-0
Fordham	2-2
George Mason	0-1
George Washington	0-1
Georgetown	1-0
Georgia State	0-1
Harvard	0-1
Hofstra	2-2
Holy Cross	1-0
Iona	5-8
Kentucky	0-2
Lafayette	1-1
Lehigh	1-1
LIU Brooklyn	1-3
Manhattan	5-6
Marist	7-2
Maryland	0-2
Memphis	1-0
Mississippi Valley State	1-0
Mount St. Mary's	2-2
Navy	1-1
Niagara	9-2
North Carolina	0-2
North Carolina A&T	1-0
Notre Dame	1-1
Ole Miss	0-1
Penn	2-2
Penn State	0-1
Princeton	1-2
Quinnipiac	4-8
Rider	6-8
Robert Morris	0-5
Rutgers	1-2
Sacred Heart	1-1
Saint Francis	2-2
Saint Joseph's	0-1
Saint Peter's	6-6
Seton Hall	0-2
Siena	10-2
SMU	0-1
South Alabama	1-0
South Carolina	0-1
South Carolina State	1-0
St. Francis Brooklyn	4-2
St. John's	0-1
Syracuse	0-2
Tennessee State	1-0
Towson	0-1
UCLA	1-0
UConn	0-1
UNC Asheville	0-1
USC	1-1
Valparaiso	0-1
Vanderbilt	0-1
Villanova	0-2
Virginia	0-1
Virginia Tech	0-1
Wagner	3-5
West Virginia	0-2
Yale	1-1
ALL-TIME	122-126

18-19 MONMOUTH HIGHS AND LOWS

		Monmouth	Opponents
Points 1st Half	High Low	43 at Hofstra (12/5/18) 22, three times; last at Bucknell (12/1/18)	52, twice; last Iona (1/3/19) 20, twice; last Saint Peter's (1/5/19)
Points 2nd Half	High Low	44 at Iona (1/3/19) 21 at Bucknell (12/1/18)	53, Colgate (11/9/18) 24, Saint Peter's (1/5/19)
Total Points	High Low	84 at Iona (1/3/19) 43 at Bucknell (12/1/18)	103, Iona (1/3/19) 44, Saint Peter's (1/5/19)
FG Made	High Low	34 at Quinnipiac (1/10/19) 16, twice; last at Kentucky (11/28/18)	31, Iona (1/3/19) 15, Saint Peter's (1/5/19)
FG Attempted	High Low	77 at Quinnipiac (1/10/19) 38 vs. Saint Peter's (1/5/19)	68, Saint Joseph's (11/12/18) 45, Saint Peter's (1/5/19)
FG Percentage	High Low	53.5 vs. Manhattan (1/12/19) 27.6 at Kentucky (11/28/18)	58.5, Iona (1/3/19) 33.3, Saint Peter's (1/5/19)
3-Pt. FG Made	High Low	10 at Iona (1/3/19) 1 vs. Yale (12/20/18)	17, Iona (1/3/19) 5, Saint Peter's (1/5/19)
3-Pt. FG Att.	High Low	25 at Quinnipiac (1/10/19) 10 vs. Saint Peter's (1/5/19)	36 at Quinnipiac (1/10/19) 20, Saint Peter's (1/5/19)
3-Pt. FG Pct.	High Low	50.0 vs. Saint Peter's (1/5/19) 9.1 vs. Yale (12/20/18)	54.8, Iona (1/3/19) 24.1, Saint Joseph's (11/12/18)
FT Made	High Low	24, twice; vs. Cal State Fullerton (11/18/18) 6 at Bucknell (12/1/18)	26, Albany (12/8/18) 4, Siena (1/14/19)
FT Attempted	High Low	32 at Iona (1/3/19) 9 vs. Valparaiso (11/16/18)	37, West Virginia (11/15/18) 13, twice; last Princeton (11/24/18)
FT Percentage	High Low	85.7 at Colgate (11/9/18) 40.0 at Bucknell (12/1/18)	87.0, Kentucky (11/28/18) 28.6, Siena (1/14/19)
Off. Rebounds	High Low	19 at Albany (12/8/18) 2 at Saint Joseph's (11/12/18)	19, Penn (12/31/18) 5, Bucknell (12/1/18)
Def. Rebounds	High Low	32 vs. Fairfield (1/17/19) 12 at Kentucky (11/28/18)	36, Lehigh (11/6/18) 18, 3x; last Saint Peter's (1/5/19)
Total Rebounds	High Low	47 at Penn (12/31/18) 25 at Kentucky (11/28/18)	47, Lehigh (11/6/18) 26, Saint Peter's (1/5/19)
Assists	High	17 at Hofstra (12/5/18)	18, Iona (1/3/19)
Blocked Shots	High	6 vs. Fairfield (1/17/19)	8, West Virginia (11/15/18)
Steals	High	10, 3x; last vs. Fairfield (1/17/19)	12, Penn (12/31/18)
Turnovers	High Low	22 vs. Saint Peter's (1/5/19) 10, twice; last at Iona (1/3/19)	24, Quinnipiac (1/10/19) 6, Saint Joseph's (11/12/18)

18-19 MONMOUTH INDIVIDUAL HIGHS/LOWS

Individual Highs

Points	27, Deion Hammond at Quinnipiac (1/10/19)
Points by a Non-Starter	20, Diago Quinn at Iona (1/3/19)
Field Goals Made	10, Deion Hammond at Quinnipiac (1/10/19)
Field Goals Attempted	23, Ray Salnave at Albany (12/8/18)
Free Throws Made	9, Diago Quinn vs. Saint Peter's (1/5/19)
Free Throws Attempted	12, Diago Quinn vs. Saint Peter's (1/5/19)
Free Throw Pct. (min 6)	100.0 (8-8), Ray Salnave at Siena (1/14/19)
3-Pt. FG Made	5, Deion Hammond at Iona (1/3/19)
3-Pt. FG Attempted	14, Deion Hammond at Quinnipiac (1/10/19)
Rebounds	14, Diago Quinn at Penn (12/31/18)
Blocked Shots	2, 9x; last Quinn/Rutty vs. Fairfield (1/17/19)
Assists	7, twice; last Ray Salnave at Hofstra (12/5/18)
Steals	5, Nick Rutherford vs. West Virginia (11/15/18)

Opponents

40, Khalil Ahmad, Cal State Fullerton (11/18/18)
16, Jahnathan Maxwell, Iona (1/3/19)
13, Khalil Ahmad, Cal State Fullerton (11/18/18)
23, Justin Wright-Foreman, Hofstra (12/5/18)
13, Cameron Young, Quinnipiac (1/10/19)
16, Cameron Young, Quinnipiac (1/10/19)
6-6 (100.0), Antonio Woods, Penn (12/31/18)
8, Khalil Ahmad, Cal State Fullerton (11/18/18)
13, Khalil Ahmad, Cal State Fullerton (11/18/18)
12, 2x; last Abdulai Bundu, Quinnipiac (1/10/19)
4, 3x; last Jordan Bruner, Yale (12/20/18)
7, twice; last Jimmy Sotos, Bucknell (12/1/18)
5, Tyler Herro, Kentucky (11/28/18)

MONMOUTH STARTING LINEUPS

DATE	OPPONENT	RESULT	GUARD	GUARD	GUARD	GUARD/FORWARD	CENTER
10.27	Caldwell (Exh.)	W, 85-84	Rutherford	Hammond	Salnave	McClary	Traore
11.06	Lehigh	L, 61-85	Rutherford	Hammond	Salnave	McClary	Traore
11.09	at Colgate	L, 74-87	Rutherford	Hammond	Salnave	McClary	Traore
11.12	at Saint Joseph's	L, 63-78	Rutherford	Hammond	Salnave	Pillari	Traore
11.15	vs. West Virginia	L, 53-71	Rutherford	Hammond	Salnave	Pillari	Traore
11.16	vs. Valparaiso	L, 53-64	Rutherford	Hammond	Salnave	Pillari	Traore
11.18	vs. Cal State Fullerton	L, 63-87	Rutherford	Hammond	Salnave	McClary	Traore
11.24	Princeton	L, 57-60	Rutherford	Hammond	Salnave	Pillari	Traore
11.28	at Kentucky	L, 44-90	Rutherford	Hammond	Salnave	McClary	Traore
12.01	at Bucknell	L, 43-65	Salnave	Hammond	McClary	Traore	Quinn
12.05	at Hofstra	L, 73-75	Salnave	Hammond	McClary	Traore	Rutty
12.08	at Albany	L, 63-82	Salnave	Hammond	McClary	Traore	Rutty
12.20	Yale	L, 58-66	Salnave	Pillari	McClary	Traore	Rutty
12.31	at Penn	W, 76-74 (OT)	Salnave	Hammond	McClary	Traore	Rutty
01.03	at Iona	L, 84-103	Salnave	Hammond	McClary	Traore	Rutty
01.05	Saint Peter's	W, 61-44	Salnave	Hammond	McClary	Traore	Quinn
01.10	at Quinnipiac	L, 83-89 (2OT)	Salnave	Hammond	McClary	Traore	Quinn
01.12	Manhattan	W, 65-49	Salnave	Hammond	McClary	Traore	Quinn
01.14	at Siena	W, 63-60 (OT)	Salnave	Hammond	McClary	Traore	Quinn
01.17	Fairfield	W, 74-57	Salnave	Hammond	McClary	Traore	Quinn

Record by Lineup

Salnave-Hammond-McClary-Traore-Quinn	4-2
Salnave-Hammond-McClary-Traore-Rutty	1-3
Rutherford-Hammond-Salnave-McClary-Traore	0-4
Rutherford-Hammond-Salnave-Pillari-Traore	0-4
Salnave-Pillari-McClary-Traore-Rutty	0-1

Monmouth's 2018-19 Record When...

Plays at home	3-3	Plays in November	0-8
Plays on the road	2-8	Plays in December	1-4
Plays at neutral site	0-3	Plays in January	4-2
Games following win	2-2	Plays in February	0-0
Games following loss.....	3-11	Plays in March.....	0-0
Leads at half	4-4	Plays during the day.....	3-3
Trails at half.....	1-10	Plays at night.....	2-11
Tied at half	0-0	Plays on Sunday.....	0-1
Overtime games.....	2-1	Plays on Monday.....	2-1
Shoots 50% or higher	1-1	Plays on Tuesday	0-1
Shoots less than 50%	4-13	Plays on Wednesday.....	0-2
Opp. shoots 50% or less.....	5-11	Plays on Thursday.....	1-4
Shoots better than opp.....	4-3	Plays on Friday	0-2
Shoots worse than opp.....	1-11	Plays on Saturday.....	2-3
Outrebounds opponent.....	4-4	Margin is 5 pts or less	2-2
Is outrebounded.....	1-8	Margin is 10 pts or less.....	0-2
Has equal rebounds	0-2	Margin is between 11-20	3-6
More TOs.....	1-8	Margin is more than 20.....	0-4
Equal or less TOs than opp	4-6	Has a 20+ scorer.....	0-5
Equal or more bench pts.....	5-11	Scores 59 points or less.....	0-5
Less bench pts.	0-3	Scores 60+ points	5-8
Makes 5+ 3-Pt. Shots	4-6	Scores 70+ points	2-4
No MU player fouls out.....	3-8	Scores 80+ points	0-2
1+ MU player fouls out.....	2-6	Scores 90+ points	0-0
Has 15+ assists	1-2	Scores 100+ points.....	0-0

Monmouth Media Services

In-Season Interview Policy: Requests for Coach Rice and Monmouth players must be made at least 24 hours in advance. All interviews must be coordinated through the Monmouth Office of Athletics Communications.

Practice: Practices are open to accredited members of the media with prior arrangements through the Office of Communications. Shooting of video and still photos is limited to the first 20 minutes of each practice unless other arrangements are made through Athletics Communications. Monmouth players are unavailable on gamedays until the post-game press conference.

Post-Game Press Conference: Post-game press conferences begin approximately 10 minutes after the conclusion of each game. A member of the Monmouth Athletics Communications staff will escort Monmouth head coach King Rice and requested players to the media room in the OceanFirst Bank Center. The opposing coach and players (if requested) will also be brought to the media room after Coach Rice.

Media Credentials: Arrangements for media credentials for Monmouth home basketball games must be made through the Monmouth Athletics Communications office. Requests by accredited media members should be submitted through Gary Kowal. Credentials must be requested at least 48 hours prior to requested game.

Social Media: Monmouth Basketball is active on Twitter (@MonmouthBBall), Facebook (Monmouth Basketball), Instagram (@MonmouthMensBball), Snapchat (MUHawks), and YouTube (YouTube.com/MonmouthHawks). Use the hashtag #FlyHawks for social interaction.

Contact: Gary Kowal, Monmouth Athletics Communications
E-mail: gkowal@monmouth.edu **Cell:** 732-861-0741

THE HOME OF THE HAWKS

Prior to the 2016-17 season, the arena formerly known as The MAC was renamed the OceanFirst Bank Center thanks to a naming rights deal with OceanFirst Bank. MU Basketball enters its eighth season in the building after playing previously in Boylan Gymnasium. Monmouth University ushered in a new era in the school's history with the completion and opening of the long anticipated arena in the Fall of 2009. It not only serves the school's 23 Division I Athletics programs, but is also a key asset for the entire University community. The facility features classroom and seminar space and a conference center that can be used for meetings, or be partitioned and used for study hall, clinics or workshops. The gym, which features a state-of-the-art fitness center, is also the location of the Leon Hess Champions' Hall, Monmouth Athletics Hall of Fame and Varsity Club, which will be used for hospitality for Blue/White Club members. Student lounges and study areas with complete wireless Internet access are also available.


The OceanFirst Bank Center, which is connected to Boylan Gym and the Steadman Natatorium, is 153,200 square feet of space for students and the community to utilize in many different capacities. It's most prominent feature is the 4,000 seat arena, which is the nest for the Monmouth men's and women's basketball programs. The arena also features a six-lane, 200-meter indoor track, which can be used for training and competition all year long. A fitness center with state-of-the-art strength and cardiovascular equipment is also housed here.

The arena provides varsity athletes & coaches with meeting facilities, locker rooms, practice and competition facilities & expanded and upgraded amenities. The University Bookstore was also relocated from the Stafford Student Center, which will improve accessibility for commuting students, and the additional square footage will enable the stocking of a greater variety of merchandise.

In the summer of 2011, with funds raised through private donations, Monmouth's varsity athletics weight room was given a \$200,000 overhaul.

Renovations, which began in June and were funded entirely by the generous donations of Monmouth supporters, included a brand new Mondo floor, replaced HVAC system, new lights and a fresh paint job. The aesthetics of the room were improved with MU branded wall decorations.





RAY SALNAVE

R-Sophomore • Guard • 6-3 • 205
Elmont, NY • Benjamin N. Cardozo

	2018-19	Career
Games Played	19	49
Games Started	19	35
Double-Doubles	0	0
Double-Digit Scoring Games	12	24
20-Point Scoring Games	3	4

Salnave's Career-Highs

Points	25 at Albany, 12/8/18
Rebounds	9 vs. Princeton, 11/24/18
Assists	7 at Hofstra, 12/5/18
Blocks	2 • two times • last vs. Manhattan, 1/12/19
Steals	5 at Manhattan, 2/10/18
Minutes	40 at Hofstra, 12/5/18
FGM	9 at Albany, 12/5/18
3FGM	3 • four times • last vs. Fairfield, 1/17/19
FTs	12 vs. Saint Peter's, 2/13/18

2018-19 Game-by-Game

		FG	3FG	FT	REB	PF	TP	A	TO	S	B	Min
vs. Lehigh	*	1-5	0-3	0-0	0-0-0	4	2	6	1	4	1	120:17
at Colgate	*	6-12	1-4	3-3	1-3-4	3	16	3	2	2	2	025:40
at Saint Joseph's	*	5-9	1-3	3-5	0-4-4	4	14	2	2	0	2	029:44
vs. West Virginia	*	1-2	0-0	0-0	1-2-3	5	2	0	4	0	0	010:00
vs. Valparaiso	*	2-7	1-3	2-2	1-1-2	0	7	0	2	1	0	019:00
vs. CS Fullerton	*	2-7	0-2	0-0	0-3-3	4	4	1	1	1	1	025:00
vs. Princeton	*	4-7	1-3	3-4	2-7-9	4	12	3	1	1	1	132:40
at Kentucky	*	5-17	0-2	4-5	2-2-4	3	14	2	3	1	0	038:00
at Bucknell	*	3-5	1-2	1-1	0-2-2	5	8	0	1	1	1	022:06
at Hofstra	*	8-15	3-8	3-5	0-5-5	2	22	7	4	3	0	040:00
at Albany	*	9-23	2-9	5-7	3-4-7	3	25	4	5	1	0	039:00
vs. Yale	*	5-14	0-2	5-6	3-4-7	4	15	1	3	2	0	029:49
at Penn	*	5-8	3-4	4-6	2-2-4	2	17	2	4	2	0	027:11
at Iona	*	1-7	1-4	2-4	0-4-4	1	5	2	1	1	0	016:00
vs. Saint Peter's	*	2-4	1-2	4-5	0-1-1	2	9	6	4	1	0	019:47
at Quinnipiac	*	8-20	0-4	5-8	0-7-7	5	21	4	3	1	0	138:39
vs. Manhattan	*	6-10	1-4	4-6	1-4-5	1	17	6	2	1	0	232:35
at Siena	*	3-14	0-3	8-8	1-2-3	2	14	3	3	1	0	035:00
vs. Fairfield	*	5-12	3-6	4-5	0-3-3	3	17	2	5	3	0	024:52



MELIK MARTIN

Sophomore • Forward • 6-6 • 200
York, PA • York Catholic


	2018-19	Career
Games Played	18	49
Games Started	0	9
Double-Doubles	0	0
Double-Digit Scoring Games	1	4
20-Point Scoring Games	0	0

Martin's Career-Highs

Points	17 vs. Niagara, 2/4/18
Rebounds	8 vs. Bucknell, 11/10/17
Assists	5 at Iona, 2/8/18
Blocks	2 • two times • last vs. Rider, 2/22/18
Steals	2 • three times • last vs. Yale, 12/20/18
Minutes	50 vs. Penn, 11/25/17
FGM	5 • two times • last vs. Niagara, 2/4/18
3FGM	3 vs. Niagara, 2/4/18
FTs	4 • two times • last vs. Cal State Fullerton, 11/18/18

2018-19 Game-by-Game

	FG	3FG	FT	REB	PF	TP	A	TO	S	B	Min
vs. Lehigh	2-4	0-0	0-1	1-2-3	4	4	1	0	0	1	119:04
at Colgate	0-0	0-0	0-0	1-0-1	2	0	0	1	0	0	8:54
at Saint Joseph's	3-4	1-1	0-0	0-1-1	3	7	0	0	0	0	121:02
vs. West Virginia	1-3	0-0	0-0	1-2-3	3	2	0	0	1	0	18:00
vs. Valparaiso	1-1	0-0	0-0	1-0-1	1	2	0	0	0	0	013:00
vs. CS Fullerton	3-4	0-1	4-4	2-1-3	3	10	0	1	0	0	016:00
vs. Princeton	0-3	0-1	0-1	1-0-1	1	0	0	2	0	0	9:31
at Kentucky	3-6	1-3	0-0	2-2-4	1	7	0	1	0	0	021:00
at Bucknell	0-1	0-0	0-0	0-0-0	0	0	4	0	0	0	010:28
at Hofstra	0-0	0-0	0-0	0-0-0	0	0	0	0	0	0	2:05
at Albany				DNP							
vs. Yale	3-3	1-1	2-2	0-0-0	3	9	0	0	2	1	115:57
at Penn	2-4	1-2	1-2	0-1-1	4	6	1	0	0	0	021:19
at Iona	0-4	0-1	2-3	0-1-1	1	2	1	0	0	0	013:00
vs. Saint Peter's	1-3	1-1	0-0	0-4-4	0	3	1	3	0	0	019:13
at Quinnipiac	0-1	0-1	0-0	0-2-2	5	0	2	1	1	0	020:36
vs. Manhattan	2-5	0-2	3-3	0-1-1	3	7	1	6	0	0	125:52
at Siena	0-0	0-0	0-0	0-1-1	1	0	0	0	0	0	19:00
vs. Fairfield	1-1	0-0	0-0	0-2-2	1	2	1	0	0	0	014:06



DEION HAMMOND

Sophomore • Guard • 6-4 • 200
Mitchellville, MD • Riverdale Baptist


	2018-19	Career
Games Played	18	49
Games Started	18	41
Double-Doubles	0	0
Double-Digit Scoring Games	11	31
20-Point Scoring Games	3	4

Hammond's Career-Highs

Points	27 at Quinnipiac, 1/10/19
Rebounds	7 at Siena, 2/18/18
Assists	3 at Fairfield, 2/24/18
Blocks	2 vs. Marist, 1/27/18
Steals	3 • two times • last vs. Cal State Fullerton, 11/18/18
Minutes	43 at Siena, 2/18/18
FGM	10 at Quinnipiac, 1/10/19
3FGM	5 • four times • last at Iona, 1/3/19
FTs	7 vs. Siena, 1/25/18

2018-19 Game-by-Game

		FG	3FG	FT	REB	PF	TP	A	TO	S	B	Min
vs. Lehigh	*	7-16	4-11	3-3	0-1-1	0	21	0	3	0	1	125:29
at Colgate	*	4-13	4-8	2-2	0-4-4	3	14	2	2	0	0	130:44
at Saint Joseph's	*	5-13	1-8	1-1	1-4-5	2	12	1	0	0	0	030:34
vs. West Virginia	*	3-8	2-5	2-4	0-0-0	3	10	1	1	0	0	024:00
vs. Valparaiso	*	2-8	1-5	3-5	0-2-2	3	8	1	2	0	0	029:00
vs. CS Fullerton	*	4-15	2-10	5-5	0-4-4	1	15	2	1	3	0	028:00
vs. Princeton	*	3-7	2-3	2-3	0-0-0	4	10	1	5	0	0	029:02
at Kentucky	*	0-5	0-4	0-0	1-0-1	2	0	1	1	0	0	018:00
at Bucknell	*	3-12	2-5	0-0	0-2-2	0	8	2	2	0	0	024:05
at Hofstra	*	5-11	4-8	0-0	0-2-2	4	14	2	2	1	0	018:51
at Albany	*	3-11	1-6	0-0	1-3-4	3	7	1	3	1	0	126:00
vs. Yale					DNP							
at Penn	*	1-4	0-3	0-0	1-1-2	2	2	1	1	2	0	017:57
at Iona	*	8-14	5-9	1-2	1-1-2	2	22	1	2	0	0	025:00
vs. Saint Peter's	*	3-7	2-3	0-0	0-1-1	1	9	0	1	1	0	024:55
at Quinnipiac	*	10-22	4-14	3-4	1-1-2	1	27	0	2	0	0	141:45
vs. Manhattan	*	3-6	0-1	3-4	0-2-2	4	9	0	1	0	0	124:09
at Siena	*	6-12	4-7	0-1	0-3-3	2	16	0	3	0	0	030:00
vs. Fairfield	*	6-16	4-10	0-0	0-0-0	3	16	0	2	1	0	024:34



MUSTAPHA TRAORE

RS-Junior • Forward • 6-8 • 210
Philadelphia, PA • The Phelps School


	2018-19	Career
Games Played	19	77
Games Started	19	37
Double-Doubles	0	1
Double-Digit Scoring Games	5	7
20-Point Scoring Games	0	0

Traore's Career-Highs

Points	14 vs. Valparaiso, 11/16/18
Rebounds	12 vs. Yale, 12/20/18
Assists	3 • three times • last at Iona, 1/3/19
Blocks	2 • two times • last at Niagara, 1/12/18
Steals	3 at Siena, 1/14/19
Minutes	37 at Siena, 1/14/19
FGM	7 vs. Valparaiso, 11/16/18
3FGM	n/a
FTs	4 vs. Princeton, 11/24/18

2018-19 Game-by-Game

		FG	3FG	FT	REB	PF	TP	A	TO	S	B	Min
vs. Lehigh	*	1-4	0-0	3-4	1-4-5	1	5	1	3	1		119:42
at Colgate	*	1-6	0-0	1-4	3-1-4	3	3	0	3	2		025:57
at Saint Joseph's	*	5-10	0-0	2-6	0-4-4	3	12	1	1	0		224:06
vs. West Virginia	*	3-4	0-0	0-0	1-0-1	2	6	0	0	1		014:00
vs. Valparaiso	*	7-7	0-0	0-0	2-1-3	3	14	1	2	1		021:00
vs. CS Fullerton	*	0-3	0-0	0-0	2-7-9	4	0	1	4	0		018:00
vs. Princeton	*	3-7	0-0	4-4	3-3-6	1	10	0	3	1		031:10
at Kentucky	*	2-4	0-0	0-0	1-0-1	5	4	0	1	0		09:00
at Bucknell	*	4-8	0-0	0-2	3-7-10	3	8	2	2	0		127:35
at Hofstra	*	3-5	0-0	3-3	2-3-5	0	9	2	2	1		032:04
at Albany	*	5-7	0-0	0-0	5-2-7	4	10	0	2	0		028:00
vs. Yale	*	3-7	0-0	0-1	4-8-12	2	6	0	1	1		029:57
at Penn	*	4-9	0-0	1-1	5-0-5	5	9	0	2	1		026:18
at Iona	*	0-1	0-0	1-2	0-2-2	1	1	3	0	0		014:00
vs. Saint Peter's	*	0-2	0-0	0-0	1-3-4	0	0	0	1	0		018:56
at Quinnipiac	*	1-1	0-0	0-0	1-1-2	1	2	0	1	1		017:37
vs. Manhattan	*	4-7	0-0	2-2	3-5-8	0	10	1	2	0		124:50
at Siena	*	3-4	0-0	0-0	2-7-9	3	6	2	2	3		037:00
vs. Fairfield	*	1-5	0-0	1-2	1-7-8	1	3	2	0	0		124:32



NICK RUTHERFORD

RS-Junior • Guard • 6-3 • 185
Indianapolis, IN • Allen • Florida Atlantic

	2018-19	Career*
Games Played	19	19
Games Started	8	8
Double-Doubles	0	0
Double-Digit Scoring Games	1	1
20-Point Scoring Games	0	0

*Career stats do not reflect time at FAU

5

Rutherford's Career-Highs

Points	10 at Quinnipiac, 1/10/19
Rebounds	8 • three times • last vs. Fairfield, 1/17/19
Assists	7 vs. West Virginia, 11/15/18
Blocks	1 • seven times • last vs. Fairfield, 1/17/19
Steals	5 vs. West Virginia, 11/15/18
Minutes	36 • six times • last at Quinnipiac, 1/10/19
FGM	5 at Quinnipiac, 1/10/19
3FGM	1 • five times • last vs. Fairfield, 1/17/19
FTs	4 • three times • last vs. Saint Peter's, 1/5/19

2018-19 Game-by-Game

	FG	3FG	FT	REB	PF	TP	A	TO	S	B	Min
vs. Lehigh	* 0-2	0-0	4-4	0-4-4	0	4	0	0	0	0	119:29
at Colgate	* 2-3	0-0	4-4	1-5-6	4	8	3	1	0	0	119:10
at Saint Joseph's	* 2-6	0-2	0-0	1-6-7	1	4	2	4	1	0	133:57
vs. West Virginia	* 3-8	1-2	2-4	0-4-4	2	9	7	6	5	0	036:00
vs. Valparaiso	* 2-8	0-1	0-0	0-3-3	1	4	1	1	1	0	029:00
vs. CS Fullerton	* 2-5	1-2	0-0	0-2-2	3	5	2	3	0	0	025:00
vs. Princeton	* 3-5	0-2	3-4	0-8-8	1	9	2	3	1	0	032:09
at Kentucky	* 0-4	0-1	0-0	1-5-6	1	0	0	4	2	0	126:00
at Bucknell	1-3	0-1	0-0	0-5-5	1	2	1	2	0	0	015:28
at Hofstra	0-4	0-1	0-0	0-2-2	1	0	2	1	1	0	017:10
at Albany	3-6	1-2	1-2	1-5-6	3	8	2	2	2	0	024:00
vs. Yale	1-4	0-1	1-2	0-5-5	2	3	4	1	0	0	020:51
at Penn	1-4	0-0	0-0	0-2-2	2	2	2	1	0	0	021:02
at Iona	2-6	1-2	1-3	0-5-5	2	6	1	2	1	0	125:00
vs. Saint Peter's	2-4	0-0	4-4	0-4-4	4	8	1	1	3	0	125:17
at Quinnipiac	5-7	0-0	0-1	0-6-6	4	10	1	4	2	0	135:36
vs. Manhattan	1-2	0-0	2-3	1-3-4	1	4	1	1	2	0	016:14
at Siena	2-4	0-1	2-2	1-7-8	1	6	2	2	4	0	033:00
vs. Fairfield	2-3	1-1	0-0	1-7-8	2	5	6	2	4	0	125:35



TREVON GROSS JR.

Graduate • Guard • 6-3 • 205
Jackson, NJ • St. Benedict's • Virginia

	2018-19	Career*
Games Played	11	11
Games Started	0	0
Double-Doubles	0	0
Double-Digit Scoring Games	0	0
20-Point Scoring Games	0	0

*Career stats do not reflect time at Virginia

10

Gross Jr's Career-Highs

Points	3 • two times • last at Iona, 1/3/19
Rebounds	1 • two times • last vs. Saint Peter's, 1/5/19
Assists	n/a
Blocks	n/a
Steals	2 vs. Lehigh, 11/6/18
Minutes	9 vs. Lehigh, 11/6/18
FGM	1 • three times • last at Iona, 1/3/19
3FGM	1 • two times • last at Iona, 1/3/19
FTs	n/a

2018-19 Game-by-Game

	FG	3FG	FT	REB	PF	TP	A	TO	S	B	Min
vs. Lehigh	0-1	0-0	0-0	0-1-1	1	0	0	1	2	0	8:58
at Colgate				DNP							
at Saint Joseph's	1-1	1-1	0-0	0-0-0	0	3	0	0	0	0	3:29
vs. West Virginia	0-0	0-0	0-0	0-0-0	0	0	0	0	0	0	1:00
vs. Valparaiso	1-3	0-2	0-0	0-0-0	1	2	0	0	0	0	4:00
vs. CS Fullerton	0-0	0-0	0-0	0-0-0	0	0	0	1	0	0	6:00
vs. Princeton	0-0	0-0	0-0	0-0-0	0	0	0	0	0	0	1:38
at Kentucky	0-0	0-0	0-0	0-0-0	0	0	0	0	0	0	1:00
at Bucknell				DNP							
at Hofstra				DNP							
at Albany				DNP							
vs. Yale				DNP							
at Penn				DNP							
at Iona	1-1	1-1	0-0	0-0-0	1	3	0	0	0	0	6:00
vs. Saint Peter's	0-0	0-0	0-2	1-0-1	1	0	0	0	0	0	1:35
at Quinnipiac	0-0	0-0	0-0	0-0-0	0	0	0	0	0	0	0:02
vs. Manhattan				DNP							
at Siena				DNP							
vs. Fairfield	0-1	0-0	0-0	0-0-0	0	0	0	0	0	0	1:52



GEORGE PAPAS

Sophomore • Guard • 6-5 • 175
Jersey City, NJ • Union Catholic

	2018-19	Career
Games Played	16	35
Games Started	0	1
Double-Doubles	0	0
Double-Digit Scoring Games	0	1
20-Point Scoring Games	0	0


11

Papas' Career-Highs

Points	16 vs. Penn, 11/25/17
Rebounds	6 at UNC Asheville, 11/22/17
Assists	4 at Saint Joseph's, 11/12/18
Blocks	1 • three times • last vs. Yale, 12/20/18
Steals	2 • four times • last at Bucknell, 12/1/18
Minutes	40- vs. Penn, 11/25/17
FGM	5 vs. Penn, 11/25/17
3FGM	3 at UNC Asheville, 11/22/17
FTs	4 • two times • vs. Lehigh, 11/6/18

2018-19 Game-by-Game

	FG	3FG	FT	REB	PF	TP	A	TO	S	B	Min
vs. Lehigh	1-6	0-5	4-5	0-3-3	1	6	2	2	1	0	18:18
at Colgate	1-4	1-4	0-0	0-0-0	3	3	0	0	2	1	13:02
at Saint Joseph's	1-2	0-1	0-0	0-0-0	2	2	4	0	1	0	8:37
vs. West Virginia	1-5	1-3	3-5	0-2-2	0	6	1	0	2	0	25:00
vs. Valparaiso	2-6	1-3	0-0	0-0-0	0	5	3	0	2	1	5:00
vs. CS Fullerton	0-3	0-3	0-0	0-1-1	0	0	0	0	1	0	7:00
vs. Princeton	0-1	0-1	0-0	0-0-0	0	0	0	0	0	0	4:30
at Kentucky	1-4	0-3	0-0	0-0-0	2	2	0	0	1	0	12:00
at Bucknell	0-6	0-6	1-2	0-1-1	0	1	0	0	2	0	12:30
at Hofstra				DNP							
at Albany				DNP							
vs. Yale	3-8	0-4	1-1	0-3-3	0	7	0	1	1	1	15:35
at Penn	0-3	0-2	0-0	0-2-2	0	0	0	0	0	0	10:27
at Iona	3-5	2-4	0-1	0-0-0	3	8	0	0	1	0	13:00
vs. Saint Peter's	0-0	0-0	0-0	0-0-0	0	0	0	0	0	0	3:15
at Quinnipiac	0-1	0-1	0-0	0-1-1	1	0	0	0	0	0	8:20
vs. Manhattan	2-3	2-3	2-2	0-1-1	1	8	1	1	1	0	10:37
at Siena				DNP							
vs. Fairfield	0-1	0-1	0-0	0-1-1	0	0	0	0	0	0	1:52



MARCUS MCCLARY

Sophomore • Guard • 6-3 • 195
Linden, NJ • The Patrick School

	2018-19	Career
Games Played	19	50
Games Started	15	18
Double-Doubles	0	0
Double-Digit Scoring Games	0	0
20-Point Scoring Games	0	0

13

McClary's Career-Highs

Points	9 at Manhattan, 2/10/18
Rebounds	5 • two times • last at Quinnipiac, 1/10/19
Assists	3 at Colgate, 11/9/18
Blocks	1 at Colgate, 11/9/18
Steals	2 at Manhattan, 2/10/18
Minutes	30 at Colgate, 1/9/18
FGM	4 at Manhattan, 2/10/18
3FGM	1 • two times • last at Siena, 2/18/18
FTs	4 vs. Fairfield, 1/17/19

2018-19 Game-by-Game

	FG	3FG	FT	REB	PF	TP	A	TO	S	B	Min
vs. Lehigh	* 2-5	0-0	0-0	1-2-3	5	4	0	2	1	0	18:19
at Colgate	* 3-5	0-0	2-3	3-2-5	1	8	3	4	1	1	29:46
at Saint Joseph's	1-1	0-0	0-0	0-0-0	1	2	1	0	0	0	3:27
vs. West Virginia	0-3	0-0	0-0	2-0-2	3	0	1	0	0	0	7:00
vs. Valparaiso	0-0	0-0	0-0	0-2-2	2	0	0	0	1	0	13:00
vs. CS Fullerton	* 0-1	0-0	1-2	0-1-1	3	1	0	1	1	0	9:00
vs. Princeton	0-0	0-0	0-0	1-0-1	0	0	0	0	0	0	4:41
at Kentucky	* 2-4	0-0	0-2	2-1-3	2	4	0	1	1	0	12:00
at Bucknell	* 1-3	0-0	0-1	1-0-1	2	2	1	2	0	0	18:17
at Hofstra	* 1-1	0-0	0-0	1-0-1	3	2	2	1	0	0	21:20
at Albany	* 0-1	0-0	0-0	1-2-3	2	0	1	2	1	0	20:00
vs. Yale	* 2-2	0-0	3-4	0-0-0	1	7	0	2	0	0	17:09
at Penn	* 0-2	0-0	2-2	0-3-3	2	2	2	3	0	0	21:00
at Iona	* 0-0	0-0	0-0	1-0-1	4	0	0	2	0	0	6:00
vs. Saint Peter's	* 0-0	0-0	0-0	0-1-1	1	0	0	3	0	0	10:58
at Quinnipiac	* 2-6	0-1	1-2	4-1-5	1	5	2	0	1	0	26:12
vs. Manhattan	* 0-2	0-1	0-0	0-3-3	2	0	0	0	0	0	22:38
at Siena	* 0-1	0-0	0-0	1-0-1	0	0	0	0	0	0	12:00
vs. Fairfield	* 0-2	0-0	4-4	1-2-3	1	4	2	2	0	0	20:15



DAVE CALLOWAY JR.

Freshman • Guard • 6-0 • 170
Neptune, NJ • St. Rose

	2018-19	Career
Games Played	7	7
Games Started	0	0
Double-Doubles	0	0
Double-Digit Scoring Games	0	0
20-Point Scoring Games	0	0

14

Calloway's Career-Highs

Points	3 • three times • last at Iona, 1/3/19
Rebounds	1 vs. Fairfield, 1/17/19
Assists	n/a
Blocks	n/a
Steals	n/a
Minutes	2 • five times • last vs. Fairfield, 1/17/19
FGM	1 • two times • last at Kentucky, 11/28/18
3FGM	1 • two times • last at Kentucky, 11/28/18
FTs	1 at Iona, 1/3/19

2018-19 Game-by-Game

	FG	3FG	FT	REB	PF	TP	A	TO	S	B	Min
vs. Lehigh				DNP							
at Colgate				DNP							
at Saint Joseph's				DNP							
vs. West Virginia	1-2	1-2	0-0	0-0-0	1	3	0	0	0	0	2:00
vs. Valparaiso	0-0	0-0	0-0	0-0-0	0	0	0	0	0	0	2:00
vs. CS Fullerton				DNP							
vs. Princeton				DNP							
at Kentucky	1-1	1-1	0-0	0-0-0	0	0	0	0	0	0	2:00
at Bucknell				DNP							
at Hofstra				DNP							
at Albany				DNP							
vs. Yale				DNP							
at Penn				DNP							
at Iona	0-0	0-0	1-2	0-0-0	1	1	0	0	0	0	1:00
vs. Saint Peter's	0-1	0-1	0-0	0-0-0	0	0	0	0	0	0	1:44
at Quinnipiac				DNP							
vs. Manhattan	0-0	0-0	0-0	0-0-0	0	0	0	0	0	0	2:00
at Siena				DNP							
vs. Fairfield	0-1	0-1	0-0	0-1-1	0	0	0	0	0	0	1:52



MIKE JAMES JR.

Freshman • Guard • 6-0 • 170
West Hempstead, NY • Malverne

	2018-19	Career
Games Played	5	5
Games Started	0	0
Double-Doubles	0	0
Double-Digit Scoring Games	0	0
20-Point Scoring Games	0	0

15

James' Career-Highs

Points	2 vs. Manhattan, 1/12/19
Rebounds	1 vs. Fairfield, 1/17/19
Assists	1 at Iona, 1/3/19
Blocks	n/a
Steals	n/a
Minutes	2 vs. Valparaiso, 11/16/18
FGM	1 vs. Manhattan, 1/12/19
3FGM	n/a
FTs	n/a

2018-19 Game-by-Game

	FG	3FG	FT	REB	PF	TP	A	TO	S	B	Min
vs. Lehigh				DNP							
at Colgate				DNP							
at Saint Joseph's				DNP							
vs. West Virginia				DNP							
vs. Valparaiso	0-1	0-0	0-0	0-0-0	0	0	0	0	0	0	2:00
vs. CS Fullerton				DNP							
vs. Princeton				DNP							
at Kentucky				DNP							
at Bucknell				DNP							
at Hofstra				DNP							
at Albany				DNP							
vs. Yale				DNP							
at Penn				DNP							
at Iona	0-0	0-0	0-0	0-0-0	0	0	1	0	0	0	1:00
vs. Saint Peter's	0-0	0-0	0-0	0-0-0	0	0	0	0	0	0	1:35
at Quinnipiac				DNP							
vs. Manhattan	1-1	0-0	0-0	0-0-0	0	2	0	0	0	0	0:48
at Siena				DNP							
vs. Fairfield	0-0	0-0	0-0	0-1-1	0	0	0	0	0	0	1:22



NIKKEI RUTTY

Freshman • Forward • 6-8 • 225
New Rochelle, NY • Trinity-Pawling

	2018-19	Career
Games Played	17	17
Games Started	5	5
Double-Doubles	0	0
Double-Digit Scoring Games	0	0
20-Point Scoring Games	0	0

Rutty's Career-Highs

Points	6 vs. Cal State Fullerton, 11/18/18
Rebounds	5 vs. Yale, 12/20/18
Assists	1 • three times • last vs. Yale, 12/20/18
Blocks	2 • two times • last vs. Fairfield, 1/17/19
Steals	1 • three times • last at Penn, 12/31/18
Minutes	25 at Albany, 12/8/18
FGM	2 vs. Lehigh, 11/6/18
3FGM	n/a
FTs	6 vs. Cal State Fullerton, 11/18/18

2018-19 Game-by-Game

	FG	3FG	FT	REB	PF	TP	A	TO	S	B	Min
vs. Lehigh	2-3	0-0	0-1	0-3-3	2	4	1	1	0	0	017:16
at Colgate	0-1	0-0	0-0	1-1-2	1	0	0	0	0	0	7:27
at Saint Joseph's	0-0	0-0	0-0	0-0-0	0	0	0	0	1	0	3:12
vs. West Virginia	1-1	0-0	2-2	2-2-4	2	4	0	1	0	0	111:00
vs. Valparaiso	0-1	0-0	2-2	2-1-3	0	2	0	1	0	0	015:00
vs. CS Fullerton	0-1	0-0	6-8	0-1-1	0	6	0	0	0	0	9:00
vs. Princeton				DNP							
at Kentucky				DNP							
at Bucknell	0-0	0-0	2-6	1-0-1	1	2	0	1	0	0	011:44
at Hofstra	* 1-3	0-0	0-0	2-2-4	3	2	0	2	1	0	021:30
at Albany	* 1-4	0-0	0-4	1-1-2	4	2	1	1	0	0	025:00
vs. Yale	* 1-4	0-0	3-6	3-2-5	3	5	1	1	0	0	019:37
at Penn	* 1-2	0-0	0-0	1-1-2	3	2	0	0	1	0	016:55
at Iona	* 1-2	0-0	0-2	1-1-2	2	2	0	0	0	0	217:00
vs. Saint Peter's	1-1	0-0	0-0	0-3-3	3	2	0	3	0	0	8:16
at Quinnipiac	1-1	0-0	0-0	0-0-0	1	2	0	0	0	0	6:08
vs. Manhattan	0-0	0-0	0-2	0-2-2	2	0	0	1	0	0	011:01
at Siena	0-0	0-0	0-0	0-0-0	0	0	0	0	0	0	3:00
vs. Fairfield	1-1	0-0	3-5	0-2-2	1	5	0	1	0	0	213:37



LOUIE PILLARI

RS-Junior • Guard • 6-6 • 200
Tinton Falls, NJ • Christian Brothers Academy

	2018-19	Career
Games Played	15	76
Games Started	5	13
Double-Doubles	0	0
Double-Digit Scoring Games	3	15
20-Point Scoring Games	0	2

Pillari's Career-Highs

Points	23 at Yale, 12/22/17
Rebounds	6 • two times • last at Bucknell, 12/1/18
Assists	3 • four times • last vs. Cal State Fullerton, 11/18/18
Blocks	1 • 12 times • last at Bucknell, 12/1/18
Steals	2 • two times • last vs. Saint Peter's, 2/13/18
Minutes	38 vs. Princeton, 11/24/18
FGM	9 at Yale, 12/22/17
3FGM	5 at Yale, 12/22/17
FTs	6 vs. Niagara, 3/3/17

2018-19 Game-by-Game

	FG	3FG	FT	REB	PF	TP	A	TO	S	B	Min
vs. Lehigh	2-6	0-2	1-2	0-1-1	1	5	0	2	0	0	015:06
at Colgate	3-8	0-2	4-4	0-1-1	2	10	1	2	0	0	117:20
at Saint Joseph's	* 2-4	0-2	1-2	0-2-2	1	5	1	1	1	0	023:07
vs. West Virginia	* 3-9	2-6	0-1	1-4-5	3	8	3	4	1	0	131:00
vs. Valparaiso	* 2-5	1-4	0-0	0-3-3	2	5	0	1	0	0	019:00
vs. CS Fullerton	0-3	0-3	3-4	1-2-3	1	3	3	2	0	0	111:00
vs. Princeton	* 3-9	2-7	5-5	0-4-4	2	13	0	1	1	0	037:58
at Kentucky	1-5	0-2	0-0	0-0-0	0	2	0	0	0	0	011:00
at Bucknell	0-3	0-1	0-0	1-5-6	2	0	2	3	0	0	114:40
at Hofstra	4-7	1-2	0-0	0-1-1	2	9	2	1	0	0	020:34
at Albany	2-4	1-3	2-2	0-0-0	2	7	1	0	1	0	013:00
vs. Yale	* 1-10	0-3	0-0	0-2-2	1	2	2	0	1	0	022:07
at Penn	6-11	1-2	0-0	0-3-3	1	13	2	1	0	0	022:19
at Iona	* 1-2	0-0	3-3	0-0-0	0	5	1	0	0	0	012:00
vs. Saint Peter's	0-2	0-2	2-3	1-1-2	0	2	0	2	0	0	013:42
at Quinnipiac				DNP							
vs. Manhattan				DNP							
at Siena				DNP							
vs. Fairfield				DNP							



SAMUEL CHAPUT

Freshman • Guard • 6-0 • 175
Longueuil, Quebec • St. Anthony's (TX)


	2018-19	Career
Games Played	16	16
Games Started	0	0
Double-Doubles	0	0
Double-Digit Scoring Games	1	1
20-Point Scoring Games	0	0

Chaput's Career-Highs

Points	10 vs. Saint Peter's, 1/5/19
Rebounds	4 at Penn, 12/31/18
Assists	3 at Siena, 1/14/19
Blocks	n/a
Steals	2 • two times • last vs. Fairfield, 1/17/19
Minutes	25 at Siena, 1/14/19
FGM	4 at Iona, 1/3/19
3FGM	1 • three times • last vs. Fairfield, 1/17/19
FTs	4 • two times • last at Colgate, 11/9/18

2018-19 Game-by-Game

	FG	3FG	FT	REB	PF	TP	A	TO	S	B	Min
vs. Lehigh	1-2	0-0	4-4	0-1-1	3	6	0	0	0	0	12:23
at Colgate	0-1	0-0	4-4	0-0-0	0	4	1	0	1	0	13:38
at Saint Joseph's	0-0	0-0	0-0	0-0-0	0	0	0	0	0	0	6:03
vs. West Virginia	0-1	0-0	0-0	0-0-0	1	0	0	1	0	0	6:00
vs. Valparaiso	0-2	0-0	0-0	0-1-1	0	0	0	1	0	0	9:00
vs. CS Fullerton	1-2	0-0	0-0	0-0-0	0	2	0	1	1	0	19:00
vs. Princeton	0-1	0-0	0-0	0-0-0	0	0	1	0	0	0	7:51
at Kentucky	0-3	0-0	0-1	0-0-0	1	0	1	2	1	0	14:00
at Bucknell	0-0	0-0	0-0	0-1-1	0	0	0	0	0	0	2:26
at Hofstra				DNP							
at Albany				DNP							
vs. Yale				DNP							
at Penn	1-1	0-0	2-3	0-4-4	1	4	0	2	0	0	9:07
at Iona	4-5	0-1	1-3	0-0-0	2	9	2	2	1	0	23:00
vs. Saint Peter's	3-4	1-1	3-4	0-2-2	1	10	1	1	0	0	19:19
at Quinnipiac	2-8	0-4	0-0	0-0-0	3	4	2	0	2	0	21:43
vs. Manhattan	0-2	0-0	0-0	0-1-1	0	0	1	0	0	0	7:25
at Siena	2-7	1-3	2-2	1-1-2	1	7	3	1	1	0	5:00
vs. Fairfield	2-2	1-1	2-2	0-0-0	1	7	0	2	2	0	19:08



DIAGO QUINN

Senior • Forward • 6-9 • 255
New York, NY • Lake Forest Academy

	2018-19	Career
Games Played	19	120
Games Started	6	35
Double-Doubles	1	2
Double-Digit Scoring Games	7	15
20-Point Scoring Games	1	1

Quinn's Career-Highs

Points	20 at Iona, 1/3/19
Rebounds	16 vs. Niagara, 2/28/16
Assists	2 vs. Fairfield, 1/17/19
Blocks	3 vs. Army, 12/10/16
Steals	2 • two times • last vs. Fairfield (MAAC SF), 3/7/16
Minutes	36 at Siena, 1/14/19
FGM	7 • two times • last at Iona, 1/3/19
3FGM	n/a
FTs	9 vs. Saint Peter's, 1/5/19

2018-19 Game-by-Game

	FG	3FG	FT	REB	PF	TP	A	TO	S	B	Min
vs. Lehigh	0-2	0-0	0-0	0-0-0	1	0	0	1	0	0	5:39
at Colgate	1-2	0-0	2-2	1-0-1	1	4	0	3	0	0	4:50
at Saint Joseph's	1-4	0-0	0-0	0-2-2	1	2	0	1	0	1	9:11
vs. West Virginia	1-2	0-0	0-0	1-2-3	3	2	0	1	0	0	7:00
vs. Valparaiso	2-4	0-0	0-0	1-6-7	2	4	0	1	1	0	9:00
vs. CS Fullerton	2-6	0-0	2-2	1-1-2	3	6	0	2	0	0	13:00
vs. Princeton	0-2	0-0	3-4	1-2-3	4	3	0	0	0	0	8:50
at Kentucky	1-3	0-0	6-8	3-2-5	2	8	0	2	0	0	12:00
at Bucknell	* 2-6	0-0	2-2	0-5-5	3	6	0	4	0	0	22:10
at Hofstra	5-8	0-0	3-4	3-3-6	1	13	0	1	0	0	22:06
at Albany	1-4	0-0	2-4	4-1-5	3	4	0	0	1	0	25:00
vs. Yale	2-4	0-0	0-0	1-1-2	2	4	0	3	0	0	21:26
at Penn	6-14	0-0	7-9	7-7-14	3	19	0	1	0	0	23:45
at Iona	7-9	0-0	6-7	4-3-7	1	20	0	1	0	0	22:00
vs. Saint Peter's	* 5-8	0-0	9-12	3-5-8	2	19	0	1	1	0	29:44
at Quinnipiac	* 4-9	0-0	2-4	4-2-6	4	10	0	1	1	0	25:29
vs. Manhattan	* 4-5	0-0	0-1	0-3-3	5	8	0	1	1	0	20:00
at Siena	* 6-11	0-0	2-4	4-5-9	4	14	0	0	0	0	13:00
vs. Fairfield	* 5-8	0-0	5-5	4-4-8	4	15	2	2	0	0	22:31



SAM IBIEZUGBE

Junior • Center • 6-11 • 245

Simsbury, CT • The Masters School

	2018-19	Career
Games Played	15	65
Games Started	0	0
Double-Doubles	0	0
Double-Digit Scoring Games	1	1
20-Point Scoring Games	0	0

Ibiezugbe's Career-Highs

Points	11 vs. Cal State Fullerton, 11/18/18
Rebounds	6 • three times • last at Quinnipiac, 1/10/19
Assists	1 • three times • last vs. Cal State Fullerton, 11/18/18
Blocks	3 vs. Fairfield, 1/22/17
Steals	3 vs. Cal State Fullerton, 11/18/18
Minutes	19 vs. South Carolina State, 11/26/16
FGM	4 • three times • last vs. Cal State Fullerton, 11/18/18
3FGM	n/a
FTs	3 vs. Cal State Fullerton, 11/18/18

2018-19 Game-by-Game

	FG	3FG	FT	REB	PF	TP	A	TO	B	S	Min
vs. Lehigh				DNP							
at Colgate	1-2	0-0	2-2	0-1-1	1	4	0	0	0	0	3:32
at Saint Joseph's	0-0	0-0	0-0	0-2-2	0	0	1	0	0	0	3:31
vs. West Virginia	0-3	0-0	1-2	1-1-2	1	1	0	0	0	0	7:00
vs. Valparaiso				DNP							
vs. CS Fullerton	4-7	0-0	3-4	0-1-1	5	11	1	2	3		014:00
vs. Princeton				DNP							
at Kentucky	0-2	0-0	0-0	1-0-1	2	0	0	1	0		012:00
at Bucknell	3-5	0-0	0-1	2-0-2	1	6	0	0	1		015:31
at Hofstra	1-1	0-0	0-0	1-1-2	1	2	0	0	0	0	6:20
at Albany				DNP							
vs. Yale	0-0	0-0	0-0	0-1-1	0	0	0	0	0	0	7:32
at Penn	0-0	0-0	0-0	0-0-0	0	0	0	0	0	0	0:40
at Iona	0-3	0-0	0-0	0-2-2	3	0	0	0	0	0	6:00
vs. Saint Peter's	0-2	0-0	0-0	1-1-2	1	0	0	0	0	0	1:44
at Quinnipiac	1-1	0-0	0-0	2-4-6	1	2	0	0	0	0	7:53
vs. Manhattan	0-0	0-0	0-0	0-1-1	0	0	0	0	0	0	1:51
at Siena	0-2	0-0	0-0	0-0-0	0	0	0	0	1	0	5:00
vs. Fairfield	0-0	0-0	0-0	0-0-0	0	0	0	0	0	0	1:52

ASSISTANT COACHES



RICK CALLAHAN

Assistant Coach

8th Season

Salem College, 1980

-Joined Monmouth staff with Rice for 2011-12 season

-Over 30 years in collegiate coaching
-19 postseason appearances



JAMAL MEEKS

Assistant Coach

4th Season

Indiana, 1992

-Played guard for four years at Indiana under Bobby Knight

-Moved to assistant coach prior to 17-18



JR REID

Assistant Coach

1st Season

North Carolina, 1993

-All-American while King Rice's team-mate at UNC

-5th overall pick in 1989 NBA Draft



JOSH JAMES

Director of Operations

1st Season

Monmouth, 2017

-Named Director of Operations this offseason

-Part of winningest class in MU history, 2x team captain



DAN MURPHY

Special Assistant to the Head Coach

1st Season

UConn, 2006

-Named Special Assistant this offseason
-Spent time at St. Anthony's HS under Bob Hurley

2018-19 BOX SCORES

GAME 1: MONMOUTH VS LEHIGH

GAME 2: MONMOUTH AT COLGATE



Official Basketball Box Score - Final
Lehigh at Monmouth
11/09/18 Colonnade Bank Center, West Long Branch, NJ
2018-19 Men's Basketball

Game Time: 08:35 PM
Game Duration: 2:30
Attendance: 228

Record: 1-0												
NO.	Name	Min	FG	3P	FT	Rebounds	Fouls	TP	AS	TO	ST	Blocks
31	ANDRES Pat	25:39	8-15	6-10	7-10	2	5	9	1	1	8	31
13	KARNIK James	C 23:29	1-2	0-0	2-3	1	5	6	3	2	4	0
2	LEUPROY Kyle	F 27:23	4-8	3-5	0-0	9	9	1	2	11	4	1
5	TEAGUE James	G 30:58	2-4	0-0	0-0	4	3	2	4	1	1	0
11	COHEN Jordan	G 27:53	5-9	2-5	3-5	2	3	5	4	1	1	2
20	WILSON Marques	08:54	0-0	0-0	0-0	0	0	0	0	0	0	0
0	BENNETT Caleb	15:21	1-2	0-1	1-1	0	0	0	1	3	0	2
1	WILSON Jameel	15:59	0-1	0-0	3-4	1	4	5	1	2	3	0
4	FOLEY Joe	05:57	1-2	0-0	0-0	2	2	1	1	2	0	0
10	LYNCH No	09:59	5-7	0-0	0-2	2	1	3	4	2	10	2
10	FARRELL Zevak	01:48	0-0	0-0	0-0	0	0	0	0	0	0	0
21	ACCOVINO Shane	01:48	0-0	0-0	0-0	0	0	0	0	0	0	0
55	ROELKE David	01:48	1-1	0-0	0-0	0	0	0	0	0	0	0
Team												
Totals			29-59 11-27 10-28 11-38 47 23 23 65 15 16 7 3 5 24									

Shooting By Period		
1 st	FG%	14-30 (46.7%)
	3PT%	6-17 (35.3%)
	FT%	2-4 (50%)
2 nd	FG%	15-29 (51.7%)
	3PT%	5-10 (50%)
	FT%	14-21 (66.7%)
GM	FG%	29-59 (49.2%)
	3PT%	11-27 (40.7%)
	FT%	10-25 (40%)
Dead Ball Rebounds: 5		

Record: 1-1												
NO.	Name	Min	FG	3P	FT	Rebounds	Fouls	TP	AS	TO	ST	Blocks
4	TRACORE Mustapha	F 19:42	1-4	0-0	3-4	1	4	5	1	3	1	0
0	SALVAIVE Ray	G 20:17	1-5	0-0	0-0	0	0	4	3	2	6	1
3	HAMMOND Deion	G 25:25	7-11	4-11	3-3	1	1	0	1	21	0	0
6	RUTHERFORD Nick	G 19:29	0-2	0-0	4-4	0	4	0	0	0	1	1
13	MCCARTHY Marcus	G 18:19	2-5	0-0	0-0	1	2	3	5	1	4	0
24	PILLAI Louis	19:59	2-6	0-2	1-2	0	1	1	1	1	0	0
11	PAPAS George	18:18	1-6	0-5	4-6	0	3	3	1	3	6	2
32	QUINN Diego	05:39	0-2	0-0	0-0	0	0	1	1	0	0	0
2	MARTIN Melik	19:04	2-4	0-0	0-1	1	2	3	4	2	4	1
10	GROSS JR. Trevor	08:58	0-1	0-0	0-0	1	1	1	0	0	0	1
12	RUTTY Nikkel	17:16	2-3	0-0	0-4	0	3	2	2	4	1	0
25	CHAPUT Samuel	12:23	1-2	0-0	1-4	0	1	1	3	6	0	0
Team			29-59 11-27 10-28 11-38 47 23 23 65 15 16 7 3 5 24									
Totals			29-59 11-27 10-28 11-38 47 23 23 65 15 16 7 3 5 24									

Shooting By Period		
1 st	FG%	10-27 (37.0%)
	3PT%	2-11 (18.2%)
	FT%	8-9 (88.9%)
2 nd	FG%	9-29 (31.0%)
	3PT%	2-10 (20.0%)
	FT%	11-15 (73.3%)
GM	FG%	19-56 (33.9%)
	3PT%	4-21 (19.0%)
	FT%	19-24 (79.2%)
Dead Ball Rebounds: 1, 0		

	LEH	MON	Points from	LEH	MON	Period by Period Scoring		
Biggest lead	30 (2 nd 3:40)	4 (1 st 10:12)	Turnovers	20	13	1st	2nd	TOT
Best Scoring Run	13 (1 st 13:35)	8 (2 nd 1:08)	Paint	18	22	LEH	36	49
Lead Changes	1	0	Second Chance	14	2	MON	30	31
Times Tied	0	0	Fast Breaks	8	14			
Time with Lead	38:47	02:55	Bench	20	25			



Official Basketball Box Score - Final
Monmouth at Colgate
11/09/18 Colonnade Bank Center, West Long Branch, NJ
2018-19 Men's Basketball

Game Time: 7:05 PM
Game Duration: 2:30
Attendance: 359



Officials: Kevin O'Connell, James Salomone, Michael Brown

Record: 0-2												
NO.	Name	Min	FG	3P	FT	Rebounds	Fouls	TP	AS	TO	ST	Blocks
4	Mustapha Tracore	F 25:57	1-6	0-0	1-4	3	1	4	3	3	0	0
0	Ray Salvaive	G 25:40	6-12	1-4	3-3	1	3	4	3	18	3	2
3	Deion Hammond	G 30:44	4-13	4-5	2-2	0	4	4	3	14	2	0
5	Nick Rutherford	G 19:10	2-3	0-0	4-4	1	5	6	4	8	3	1
13	Marcus McClary	G 29:46	3-5	0-0	2-3	3	2	5	1	4	8	3
2	Melik Martin	08:54	0-0	0-0	0-0	1	0	1	2	1	0	0
21	Nikkel Rutty	07:27	0-1	0-0	0-0	1	1	2	1	1	0	0
32	Diago Quinn	04:50	1-2	0-0	2-2	1	0	1	1	4	0	0
25	Samuel Chaput	13:38	0-1	0-0	4-4	0	0	0	2	4	1	0
44	Sam Ibezugbe	03:32	1-2	0-0	2-2	0	1	1	1	1	4	0
11	George Papas	13:02	1-4	1-4	0-0	0	0	0	3	3	0	0
24	Louis Pillari	17:20	3-8	0-2	4-4	0	1	2	4	10	1	0
Team			22-57 6-18 24-28 12-20 32 24 24 74 13 18 8 4 1 13									
Totals			22-57 6-18 24-28 12-20 32 24 24 74 13 18 8 4 1 13									

Shooting By Period		
1 st FG%	12-29	41.4%
3PT%	4-9	44.4%
FT%	7-9	77.8%
2 nd FG%	10-28	35.7%
3PT%	2-9	22.2%
FT%	17-19	89.5%
GM FG%	22-57	38.6%
3PT%	6-18	33.3%
FT%	24-28	85.7%
Dead Ball Rebounds: 1, 0		

Record: 1-1												
NO.	Name	Min	FG	3P	FT	Rebounds	Fouls	TP	AS	TO	ST	Blocks
10	Will Rayman	F 30:50	5-9	3-3	2-2	2	4	4	4	15	3	0
25	Rapoulos Narsauskas	F 35:36	8-12	2-6	4-4	5	5	10	4	22	5	1
12	Diana Batt	C 14:42	2-4	0-0	5-5	0	0	0	4	9	1	0
1	Jordan Burns	G 36:55	8-19	5-10	9-12	0	5	5	3	7	30	6
30	Francisco Amiel	G 25:11	1-4	1-4	0-0	0	3	3	2	0	3	1
2	Zach Light	03:45	0-0	0-0	0-0	0	2	2	0	0	0	0
15	Tucker Richardson	26:06	2-6	2-5	0-1	1	5	6	1	1	1	0
5	Malcolm Raposo	12:42	0-1	0-0	2-4	2	2	4	3	2	0	1
13	Jack Ferguson	14:13	0-1	0-1	0-0	0	1	1	3	1	0	0
Team			26-56 13-29 22-28 13 26 39 24 24 87 17 19 2 1 4 13									
Totals			26-56 13-29 22-28 13 26 39 24 24 87 17 19 2 1 4 13									

Shooting By Period			
1 st	FG%	11-29	37.9%
	3PT%	6-14	42.9%
	FT%	6-8	75%
2 nd	FG%	15-27	55.6%
	3PT%	7-15	46.7%
	FT%	16-20	80%
GM	FG%	26-56	46.4%
	3PT%	13-29	44.8%
	FT%	22-28	78.6%

Dead Ball Rebounds: 3, 0

	MON	COL	Points from Turnovers	MON	COL	Period by Period Scoring			
Biggest lead	6 (1 st 16:50)	17 (2 nd 8:00)	Paint	14	18		1st	2nd	TOT
Best Scoring Run	9 (1 st 16:50)	13 (2 nd 9:38)	Second Chance	28	26	MON	35	39	74
Lead Changes	6	0	Fast Breaks	12	14	COL	34	53	87
Times Tied	6	0	Bench	16	18				
Time with Lead	11:11	19:47		25	8				



GAME 3: MONMOUTH AT SAINT JOSEPH'S

GAME 4: MONMOUTH VS. WEST VIRGINIA

Official Basketball Box Score - Final
Monmouth at Saint Joseph's
11/12/18 Hagan Arena, Philadelphia, Pa.
2018-19 Men's Basketball

Game Time: 7:00 PM
Game Duration: 1:49
Attendance: 2,494

Officials: Brian O'Connell, Wiley Rutledge, Earl Walton

Record: 6-3												
NO.	Name	Min	FG	3P	FT	Rebounds	Fouls	TP	AS	TO	ST	Blocks
4	Mustapha Tracore	F 24:06	5-10	0-0	2-6	0	4	4	3	5	12	1
0	Ray Salvaive	G 29:44	5-9	1-3	3-5	0	4	4	4	14	2	0
3	Deion Hammond	G 30:34	5-13	1-8	1-1	1	4	5	2	3	12	1
5	Nick Rutherford	G 33:57	2-6	0-2	0-0	1	6	7	1	1	4	2
24	Louis Pillari	G 23:07	2-4	0-2	1-2	0	2	2	1	1	5	1
44	Sam Ibezugbe	03:31	0-0	0-0	0-0	2	2	0	0	0	1	0
10	Trevon Gross Jr.	03:29	1-1	1-1	0-0	0	0	0	0	3	0	0
21	Nikkel Rutty	03:12	0-0	0-0	0-0	0	0	0	0	0	0	0
32	Diago Quinn	08:11	1-4	0-0	0-0	2	2	1	2	4	0	1
11	George Papas	08:37	1-2	0-1	0-0	0	0	0	2	1	2	0
25	Samuel Chaput	06:03	0-0	0-0	0-0	0	0	0	0	0	0	0
2	Melik Martin	21:02	3-4	1-1	0-0	0	1	1	3	7	0	0
13	Marcus McClary	03:27	1-1	0-0	0-0	0	0	0	1	2	0	0
Team			26-54 4-18 7-14 2 27 29 18 16 63 13 10 4 5 1 -15									
Totals			26-54 4-18 7-14 2 27 29 18 16 63 13 10 4 5 1 -15									

Shooting By Period			
1 st	FG%	9-28	32.1%
	3PT%	2-12	16.7%
	FT%	3-6	50%
2 nd	FG%	17-26	65.4%
	3PT%	2-6	33.3%
	FT%	4-8	50%
GM	FG%	26-54	48.1%
	3PT%	4-18	22.2%
	FT%	7-14	50.0%

Dead Ball Rebounds: 5, 1

2018-19 BOX SCORES

GAME 5: MONMOUTH vs. VALPARAISO

Official Basketball Box Score -- Game Totals -- Final Statistics
Valparaiso vs Monmouth
11/16/18 6:30 pm at HTC Center (Conway, SC)

Valparaiso 64 • 1-1

#	Player	Total		3-Ptr		Rebounds			PF	TP	A		Blk	Stl	Min
		FG-FGA	FG-FGA	FT-FTA	Off	Def	Tot				To	Blk			
21	Derrick Smits	c	3-5	0-0	1-2	2	5	7	3	7	1	5	1	1	28
00	Javon Freeman		4-6	1-3	3-6	2	2	4	1	12	3	1	0	2	38
02	Deion Lavender	g	7-8	0-1	1-2	1	7	8	3	15	5	4	0	1	20
04	Bakari Evelyn	g	2-8	1-5	0-1	0	1	1	1	5	3	1	0	2	33
35	Ryan Fazekas	g	5-12	3-8	0-0	1	3	4	1	13	0	1	0	0	30
01	Micah Bradford		0-0	0-0	0-0	0	0	0	0	0	1	0	0	0	3
03	Daniel Sackey		0-1	0-0	0-0	0	0	0	0	0	0	1	0	0	7
05	Markus Golder		2-8	2-5	2-2	1	1	2	2	8	1	2	0	0	21
12	Langston Stalling		0-0	0-0	0-0	0	0	0	0	0	0	0	0	0	1
23	Mileek McMillan		0-0	0-0	0-0	0	1	1	4	0	0	2	0	0	3
33	John Kiser		2-2	0-0	0-0	0	3	3	0	4	1	0	0	0	16
Team			25-50		7-22	7-13	8	25	33	15	64	14	18	1	6
Totals															200
FG % 1st Half:		11-26	42.3%	2nd half:	14-24	58.3%	Game:	25-50	50.0%	Deadball Rebounds					
3FG % 1st Half:		3-14	21.4%	2nd half:	4-8	50.0%	Game:	7-22	31.8%	0					
FT % 1st Half:		4-8	50.0%	2nd half:	3-5	60.0%	Game:	7-13	53.8%						

Monmouth 53 • 0-4

#	Player	Total		3-Ptr		Rebounds			PF	TP	A		Blk	Stl	Min
		FG-FGA	FG-FGA	FT-FTA	Off	Def	Tot				To	Blk			
04	Traore, Mustapha	f	7-7	0-0	0-0	2	1	3	3	14	1	2	0	1	21
00	Salnave, Ray	g	2-7	1-3	2-2	1	1	2	0	7	0	2	0	1	20
03	Hammond, Deion	g	2-8	1-5	3-5	0	2	2	3	8	1	2	0	0	28
05	Rutherford, Nick	g	2-8	0-1	0-0	0	3	3	1	4	1	1	0	1	30
24	Pillari, Louie	g	2-5	1-4	0-0	0	3	3	2	5	0	1	0	0	19
02	Martin, Melik	g	1-1	0-0	0-0	1	1	1	1	2	0	0	0	0	13
10	Gross Jr., Trevon	g	1-3	0-2	0-0	0	0	0	1	2	0	0	0	0	4
11	Papas, George	g	2-6	1-3	0-0	0	0	0	0	5	3	0	1	2	15
13	McClary, Marcus	g	0-0	0-0	0-0	0	2	2	0	0	0	0	0	1	13
14	Calloway Jr., Dave	g	0-0	0-0	0-0	0	0	0	0	0	0	0	0	0	2
15	Michael James Jr.	g	0-1	0-0	0-0	0	0	0	0	0	0	0	0	0	2
21	Rutty, Nikkei	g	0-1	0-0	0-0	2	1	3	0	2	0	1	0	0	15
25	Chaput, Samuel	g	0-2	0-0	0-0	0	1	1	0	0	0	1	0	0	9
32	Quinn, Diago	g	2-4	0-0	0-0	1	6	7	2	4	0	1	0	1	9
Team						0	3	3			1				200
Totals			21-53		4-18	7-9	7	23	30	15	53	6	12	1	7
FG % 1st Half:		10-28	35.7%	2nd half:	11-25	44.0%	Game:	21-53	39.6%	Deadball Rebounds					
3FG % 1st Half:		1-12	8.3%	2nd half:	3-6	50.0%	Game:	4-18	22.2%	1					
FT % 1st Half:		2-2	100.0%	2nd half:	5-7	71.4%	Game:	7-9	77.8%						

Officials: Graig Murley, Kevin Mathis, Mike Eades
Technical fouls: Valparaiso-None. Monmouth-None.
Attendance: 2830
Myrtle Beach Invitational Game 7.

Score by periods	1st	2nd	Total
Valparaiso	29	35	64
Monmouth	23	30	53

Last FG - VU 2nd-14:01, MU 2nd-14:19
Largest lead - VU by 12 2nd-14:35, MU None.
VU led for 38:34, MU led for 00:00. Game was tied for 01:04.

Points	In	Off	2nd	Fast	Bench
29	Paint	T/O	Chance	Break	
16	10	8	2	5	11

Score tied - 1 time.
Lead changed - 0 times.

GAME 6: MONMOUTH vs. CAL STATE FULLERTON

Official Basketball Box Score -- Game Totals -- Final Statistics
Cal St. Fullerton vs Monmouth
11/18/18 12:30 pm at HTC Center (Conway, SC)

Cal St. Fullerton 87 • 2-3

#	Player	Total		3-Ptr		Rebounds			PF	TP	A		Blk	Stl	Min
		FG-FGA	FG-FGA	FT-FTA	Off	Def	Tot				To	Blk			
05	Davon Clare	f	1-2	0-1	1-2	3	3	6	2	3	2	1	0	0	20
04	Jackson Rowe	f	1-3	0-1	2-2	2	8	10	4	4	1	2	4	1	21
00	Kyle Allman Jr.	g	4-13	2-5	3-5	0	2	2	2	13	3	4	0	1	30
10	Austen Awosika	g	2-5	0-1	4-7	0	4	4	0	8	7	1	0	2	28
14	Khalil Ahmad	g	13-22	8-13	6-8	1	4	5	1	40	0	1	0	4	29
01	Jamal Smith		0-0	0-0	2-2	0	0	0	3	2	1	0	1	0	14
11	Wayne Arnold		1-4	1-4	0-0	0	1	1	1	3	0	0	0	1	19
21	Dominik Heinzl		0-0	0-0	1-2	0	0	0	1	1	0	0	0	1	4
22	Amel Kuljuhovic		2-3	1-1	0-2	0	4	4	2	5	1	1	0	0	11
23	Gaber Ozeovic		1-1	1-1	0-0	0	1	1	1	3	0	1	0	0	5
24	Josh Pitts		0-0	0-0	0-0	0	1	1	3	0	0	2	0	0	8
33	Johnny Wang		2-4	0-0	1-2	1	1	2	2	5	0	2	0	0	11
Team						0	1	1							200
Totals			27-57		13-27	20-32	7	30	37	22	87	15	15	5	10
FG % 1st Half:		18-28	64.3%	2nd half:	9-29	31.0%	Game:	27-57	47.4%	Deadball Rebounds					
3FG % 1st Half:		9-13	69.2%	2nd half:	4-14	28.6%	Game:	13-27	48.1%	7					
FT % 1st Half:		7-9	77.8%	2nd half:	13-23	56.5%	Game:	20-32	62.5%						

Monmouth 63 • 0-6

#	Player	Total		3-Ptr		Rebounds			PF	TP	A		Blk	Stl	Min
		FG-FGA	FG-FGA	FT-FTA	Off	Def	Tot				To	Blk			
04	Traore, Mustapha	f	0-3	0-0	0-0	2	7	9	4	0	1	4	0	0	18
00	Salnave, Ray	g	2-7	0-2	0-0	0	3	3	4	4	1	1	0	1	25
03	Hammond, Deion	g	4-15	2-10	5-5	0	4	4	1	15	2	1	0	3	28
05	Rutherford, Nick	g	2-5	1-2	0-0	0	2	2	3	5	2	3	0	0	25
13	McClary, Marcus	g	0-1	0-0	1-2	0	1	1	3	1	0	1	0	1	9
02	Martin, Melik	g	3-4	0-1	4-4	2	1	3	3	10	0	1	0	0	16
10	Gross Jr., Trevon	g	0-0	0-0	0-0	0	0	0	0	0	0	1	0	0	6
11	Papas, George	g	0-3	0-3	0-0	0	1	1	0	0	0	0	0	1	7
21	Rutty, Nikkei	g	0-1	0-0	6-8	0	1	1	0	6	0	0	0	0	9
24	Pillari, Louie	g	0-3	0-3	3-4	1	2	3	1	3	3	2	1	0	11
25	Chaput, Samuel	g	1-2	0-0	0-0	0	0	0	0	2	0	1	0	1	19
32	Quinn, Diago	g	2-6	0-0	2-2	1	1	2	3	6	0	2	0	0	13
44	Ibiezugbe, Sam	g	4-7	0-0	3-4	0	1	1	5	11	1	2	0	3	14
Team						4	3	7							200
Totals			18-57		3-21	24-29	10	27	37	27	63	10	19	1	10
FG % 1st Half:		6-29	20.7%	2nd half:	12-28	42.9%	Game:	18-57	31.6%	Deadball Rebounds					
3FG % 1st Half:		1-9	11.1%	2nd half:	2-12	16.7%	Game:	3-21	14.3%	4					
FT % 1st Half:		9-12	75.0%	2nd half:	15-17	88.2%	Game:	24-29	82.8%						

Officials: Bret Smith, Kevin Mathis, Pat Adams
Technical fouls: Cal St. Fullerton-Jamal Smith 2, Monmouth-Salnave, Ray.
Attendance: 780
Myrtle Beach Invitational 7th Place Game.

Score by periods	1st	2nd	Total
Cal St. Fullerton	52	35	87
Monmouth	22	41	63

GAME 7: MONMOUTH vs. PRINCETON



Official Basketball Box Score - Final
Princeton at Monmouth
11/24/18 Cooper Field Center, West Long Branch, NJ
2018-19 Monmouth Basketball

Game Time: 3:00 PM
Game Duration: 2:00
Attendance: 2,350

Officials: DU Christensen, Mike Kelly, Nathan Hall

Princeton - 60

Record: 2-2

NO.	Name	Min	FG		3P		FT	Rebounds		Fouls	PF	TP	AS	TO	ST	Blks	BA	+/-
			M/A	P/A	M/A	P/A		OR	DR									
34	Richmond Arriguzoh	C	20:51	1-2	0-0	2-5	1	4	5	3	3	4	0	2	0	1	0	-2
3	Devin Cammady	G	37:05	7-14	5-11	2-2	0	3	3	1	3	21	1	1	1	0	0	8
12	Myles Stephens	G	36:59	4-11	1-4	4-4	3	6	9	1	4	13	1	3	0	2	1	9
14	Elhan Wright	G	16:19	2-4	0-0	1-1	2	0	2	3	1	5	0	0	0	0	0	15
15	Ryan Schwegler	G	05:02	0-3	0-2	0-0	0	0	0	2	0	0	0	0	0	0	0	-8
22	Jerome Desrosiers	01:08	0-1	0-0	0-0	0	1	1	1	0	0	0	0	0	0	0	0	-8
5	Drew Ferryberg	05:13	0-1	0-1	0-0	0	0	0	0	0	0	0	0	0	0	0	0	-1
11	Will Gladson	06:40	1-1	0-0	0-0	0	0	0	0	1	2	0	0	0	0	0	0	-1
4	Max Johns	22:25	2-7	1-5	0-0	0	1	1	5	1	5	0	0	1	1	0	0	-8
2	Jose Morales	31:11	4-9	1-4	1-1	1-1	2	1	2	1	3	10	6	2	4	0	0	-1
33	Sebastian Much	17:01	0-2	0-2	0-0	0	1	1	3	0	0	0	1	1	0	0	0	7
Totals				21-54	8-26	10-13	9	18	27	21	17	10	11	6	3	1	0	-1

2018-19 BOX SCORES

GAME 9: MONMOUTH AT BUCKNELL



Official Basketball Box Score -- Final
Monmouth at Bucknell
12/01/18 Sikeston, Lewisburg, Pa.
2018-19 Men's Basketball

Game Time: 2:00 PM
Game Duration: 1:46
Attendance: 2,579

Officials: Allen Cox, Nathan Hall, Leon Sandford

Monmouth - 43

Record: 0-9

NO.	Name	Min	FG	3P	FT	Rebounds	Fouls	TP	AS	TO	ST	Blocks	BS	BA	+	-
4	Mustapha Traore	F 27:35	4-8	0-0	0-2	3 7	10	3	3	8	2	2	0	1	1	-12
32	Diago Quinn	C 25:10	2-6	0-0	2-2	0 5	5	3	3	6	0	4	0	2	1	-8
0	Ray Salnave	G 22:06	3-5	1-2	1-1	0 2	2	5	1	8	0	1	1	0	0	-16
3	Deion Hammond	G 24:05	3-12	2-5	0-0	0 2	2	0	1	8	2	2	0	0	0	-20
13	Marcus McClary	G 18:17	1-3	0-0	0-1	1 0	1	2	1	2	1	2	0	0	1	-13
2	Melk Martin	12:28	0-1	0-0	0-0	0 4	0	0	0	0	4	0	0	0	0	6
24	Louie Pillari	14:40	0-3	0-1	0-0	1 5	6	2	0	0	2	3	0	1	1	0
11	George Papas	12:30	0-6	0-6	1-2	0 1	1	0	1	1	0	0	0	2	0	-17
44	Sam Ibezugbe	15:31	3-5	0-0	0-1	2 0	2	1	2	1	6	0	0	1	0	-6
5	Nick Rutherford	15:28	1-3	0-1	0-0	0 5	5	1	0	2	1	2	0	0	0	-6
25	Samuel Chaput	02:26	0-0	0-0	0-0	0 1	1	0	0	0	0	0	0	0	0	0
21	Nikket Rutty	11:44	0-0	0-0	2-6	1 0	1	1	3	2	0	1	0	0	0	-7
Team			0	1	1	0	1	1	0	1	0	1	0	0	0	-7
Totals			17-52	3-15	6-15	8	29	37	18	15	43	12	18	4	4	-22

Technical Fouls: NONE

Bucknell - 65

Record: 3-3

NO.	Name	Min	FG	3P	FT	Rebounds	Fouls	TP	AS	TO	ST	Blocks	BS	BA	+	-
13	Bruce Moore	F 20:12	2-4	1-2	0-0	0 3	3	3	2	5	1	0	0	0	1	12
4	Nate Sestina	C 32:35	6-9	2-4	2-4	0 10	10	2	3	16	0	2	0	3	1	19
1	Kimbal Mackenzie	C 33:58	1-8	1-6	6-7	1 4	5	0	6	9	4	1	1	0	0	22
3	Jimmy Soltes	G 28:38	3-9	1-2	2-2	0 4	4	2	2	10	7	3	0	0	0	23
11	Avi Toomer	G 25:35	6-12	3-7	2-3	0 2	2	2	3	17	1	3	4	0	1	18
15	Nate Jones	03:15	0-3	0-3	0-0	0 0	0	0	0	0	0	0	0	0	0	-4
0	Paul Newman	09:19	1-1	0-0	0-0	1 2	4	0	2	0	0	0	0	1	0	5
2	Walter Ellis	12:10	0-2	0-1	0-0	1 0	1	1	0	0	0	0	0	0	0	1
5	Jordan Sechan	02:26	0-0	0-0	0-0	0 0	0	0	0	0	0	0	0	0	0	0
10	Andrew Funk	14:18	2-4	2-4	0-0	0 1	0	0	0	6	0	2	1	0	0	6
14	Ben Robertson	15:28	0-0	0-0	0-2	0 3	3	0	2	0	1	0	1	0	0	8
23	Kahiel Spear	02:26	0-1	0-0	0-0	0 1	1	1	0	0	0	0	0	0	0	0
Team			1	3	4	0	0	0	0	0	0	0	0	0	0	0
Totals			21-53	11-34	12-18	5	31	38	15	18	65	14	11	10	4	22

Technical Fouls: NONE

	MON	BKN
Biggest lead	5 (1 st 8:04)	25 (2 nd 2:05)
Best Scoring Run	6 (1 st 8:04)	13 (1 st 1:46)
Lead Changes	5	4
Times Tied	3	0
Time with Lead	07:52	28:46

Points from	MON	BKN
Turnovers	5	11
Paint	24	18
Second Chance	4	4
Fast Breaks	4	8
Bench	11	8



GAME 10: MONMOUTH AT HOFSTRA

Official Basketball Box Score -- Game Totals -- Final Statistics
Monmouth vs Hofstra
12/05/18 7:00 pm at

Monmouth 73 • 0-10

Monmouth '73 • 0-10															
#	Player		Total	3-Ptr	FT-FTA	Rebounds		PF	TP	A	TO	Blk	Stl	Min	
			FG-FGA	FG-FGA		Off	Def								Total
04	Traore, Mustapha	f	3-5	0-0	3-3	2	3	5	0	9	2	2	0	1	32
21	Rutty, Nikket	f	1-3	0-0	0-0	2	2	4	3	2	0	2	0	1	22
00	Salnave, Ray	g	8-15	3-8	3-5	0	5	5	2	22	7	4	0	3	40
03	Hammond, Deion	g	5-11	4-8	0-0	0	2	2	4	14	2	2	0	1	19
13	McClary, Marcus	g	1-1	0-0	0-0	1	0	1	3	2	2	1	0	0	21
02	Martin, Melik	g	0-0	0-0	0-0	0	0	0	0	0	0	0	0	0	2
05	Rutherford, Nick	g	0-4	0-1	0-0	0	2	2	1	0	2	1	0	1	17
24	Pillari, Louie	g	4-7	1-2	0-0	0	1	1	2	9	2	1	0	0	21
32	Quinn, Diago	g	5-8	0-0	3-4	3	3	6	1	13	0	1	2	0	20
44	Ibezugbe, Sam	g	1-1	0-0	0-0	1	1	2	1	2	0	0	0	0	6
	Team					1	0	1				1			
Totals			28-55	8-19	9-12	10	19	29	17	73	17	15	2	7	200

FG % 1st Half:	17-31	54.8%	2nd half:	11-24	45.8%	Game:	28-55	50.9%	Deadball Rebounds:	1,2
3FG % 1st Half:	6-13	46.2%	2nd half:	2-6	33.3%	Game:	8-19	42.1%		
FT % 1st Half:	3-3	100.0	2nd half:	6-9	66.7%	Game:	9-12	75.0%		

Hofstra 75 • 6-3

		Total	3-Ptr	Rebounds											
#	Player	FG-FGA	FG-FGA	FT-FTA	Off	Def	TP	PF	TP	A	TO	Blk	Stl	Min	
15	Stafford Trueheart	f	3-5	2-3	0-0	2	2	4	1	8	0	0	0	2	12
23	Jacqui Taylor	f	1-2	0-0	1-1	3	9	9	2	3	0	4	3	1	26
03	Justin Wright-Forema	g	10-23	4-8	6-10	1	6	7	2	30	4	3	2	0	40
04	Desure Buie	g	3-4	3-4	0-0	0	0	0	1	9	6	3	0	1	32
05	Eli Pemberton	g	3-10	1-4	7-8	3	1	4	1	14	3	1	0	0	38
00	Tareq Coburn	g	1-3	1-3	3-5	0	2	2	3	6	1	1	0	2	27
20	Jalen Ray	g	1-1	1-1	2-2	0	0	0	0	5	0	2	0	0	11
30	Dan Dwyer	g	0-1	0-0	0-0	0	1	1	2	0	0	0	1	1	14
	Team					0	0	0							
Totals			22-49	12-23	19-26	9	18	27	12	75	14	14	6	7	200

FG % 1st Half:	15-28	53.6%	2nd half:	7-21	33.3%	Game:	22-49	44.9%	Deadball Rebounds:	4,1
3FG % 1st Half:	9-18	50.0%	2nd half:	3-5	60.0%	Game:	12-23	52.2%		
FT % 1st Half:	6-10	60.0%	2nd half:	13-16	81.3%	Game:	19-26	73.1%		

Officials: Tony Crisp, Kenneth Clark, Steve McJunkins

Technical fouls: Monmouth-None. Hofstra-None.

Attendance: 1,547

2018-19 Men's Basketball, Round: 0, Hofstra vs Monmouth, Played at .

Score by periods	1st	2nd	Total
Monmouth	43	30	73
Hofstra	45	30	75

GAME 11: MONMOUTH AT ALBANY

Official Basketball Box Score -- Game Totals -- Final Statistics
Monmouth vs Albany (NY)
12/08/18 7:00 pm at Albany, N.Y.

Monmouth 63 • 0-11

Hammond 03-06-11													
#	Player		Total	3-Ptr		Rebounds							
			FG-FGA	FG-FGA	FT-FTA	Off Def	Total	PF	TP	A	TO	Blk	Stl
04	Traore, Mustapha	f	5-7	0-0	0-0	5	2	7	4	10	0	2	0
21	Rutty, Nikket	f	1-4	0-0	0-4	1	1	2	4	2	1	1	0
00	Salnave, Ray	g	9-23	2-9	5-7	3	4	7	3	25	4	5	0
03	Hammond, Deion	g	3-11	1-6	0-0	1	3	4	3	7	1	4	1
13	McClary, Marcus	g	0-1	0-0	0-0	1	2	3	2	0	1	2	0
05	Rutherford, Nick	g	3-6	1-2	1-2	1	5	6	3	8	2	2	0
24	Pillari, Louie	g	2-4	1-3	2-2	0	0	0	2	7	1	0	0
32	Quinn, Diago	g	1-4	0-0	2-4	4	1	5	3	4	0	0	0
	Team					3	3	6			2		
Totals			24-60	5-20	10-19	19	21	40	24	63	10	18	1
											7		200

FG % 1st Half:	16-31	51.6%	2nd half:	8-29	27.6%	Game:	24-60	40.0%	Deadball Rebounds:	7
3FG % 1st Half:	4-10	40.0%	2nd half:	1-10	10.0%	Game:	5-20	25.0%		
FT % 1st Half:	3-3	100.0	2nd half:	7-16	43.8%	Game:	10-19	52.6%		

Albany (NY) 82 • 3-6

Anubhav (N7) 821-3-6		Total	3-Ptr		Rebounds										
#	Player	FG-FGA	FG-FGA	FT-FTA	Off	Def	Tot	PF	TP	A	TO	Blk	Stl	Min	
10	Hank, Brent	f	2-2	0-0	3-3	2	1	3	5	7	1	2	2	1	24
12	Campbell, Devonte	f	3-8	3-5	2-2	2	1	4	5	2	11	1	3	0	32
14	Lulka, Adam	f	1-1	1-1	4-5	1	2	3	4	7	1	0	0	0	25
06	Clark, Ahmad	g	7-12	4-6	11-12	1	5	6	1	29	3	2	1	3	36
11	Healy, Cameron	g	3-11	3-9	2-3	0	1	2	3	11	4	2	0	0	33
00	Rizzuto, Antonio	g	3-6	3-6	4-5	1	2	3	13	3	2	0	0	2	22
01	De Sousa, Malachi	g	0-2	0-1	0-0	0	0	0	0	0	0	1	0	0	9
02	Miller, Rayshawn	g	0-1	0-1	0-0	0	0	0	1	0	0	1	0	0	7
04	Brooks, Reece	g	0-0	0-0	0-0	0	1	1	0	0	0	0	0	0	1
22	Fruscio, Nick	g	1-1	0-0	0-0	0	0	0	0	2	0	0	0	0	1
33	French, Sasha	g	1-2	0-0	0-0	1	1	2	1	2	1	2	1	0	9
54	Lauderdale, Kendall	g	0-0	0-0	0-0	0	0	0	0	0	0	0	0	0	1
	Team					1	3	4				2			
Totals			21-46	14-29	26-30	8	19	27	19	82	15	16	4	7	200

FG % 1st Half:	8-20	40.0%	2nd half:	13-26	50.0%	Game:	21-46	45.7%	Deadball Rebounds:	0
3FG % 1st Half:	5-12	41.7%	2nd half:	9-17	52.9%	Game:	14-29	48.3%		
FT % 1st Half:	14-16	87.5%	2nd half:	12-14	85.7%	Game:	26-30	86.7%		

Officials: Kevin Ferguson, Rob Snedden, Justin Simon

Technical fouls: Monmouth-None. Albany (NY)-None.

Attendance: 1902

Score by periods	1st	2nd	Total
Monmouth	39	24	63
Albany (NY)	35	47	82

	In	Off	2nd	Fast	
Points	Paint	T/O	Chance	Break	Bench
MONMO	34	15	10	13	19
HAIRAN	8	23	13	3	17

2018-19 BOX SCORES

GAME 13: MONMOUTH AT PENN

Official Basketball Box Score -- Game Totals -- Final Statistics

Monmouth vs Penn

12/31/18 1:00 pm at The Palestra

Monmouth 76 • 1-12

#	Player	Total		3-Ptr		Rebounds		PF	TP	A	TO	Bk	Stl	Min
		FG-FGA	FG-FGA	FT-FTA	FT-FTA	Off	Def							
04	Traore, Mustapha	f	4-9	0-0	1-1	5	0	5	5	9	0	2	0	1
21	Rutty, Nikkei	f	1-2	0-0	0-0	1	1	2	3	2	0	0	0	1
20	Salnave, Ray	g	5-8	3-4	4-6	2	2	4	2	17	2	4	0	2
03	Hammond, Deion	g	1-4	0-3	0-0	1	1	2	2	2	1	1	0	2
13	McClary, Marcus	g	0-2	0-0	2-2	0	3	3	2	2	3	0	0	2
02	Martin, Melik	g	2-4	1-2	1-2	0	1	1	4	6	1	0	0	2
05	Rutherford, Nick	g	1-4	0-0	0-0	0	2	2	2	2	1	0	0	2
11	Papas, George	g	0-3	0-2	0-0	0	2	2	0	0	0	0	0	1
24	Pillari, Louie	g	6-11	1-2	0-0	0	3	3	1	13	2	1	0	2
25	Chaput, Samuel	g	1-1	0-0	2-3	0	4	4	1	4	0	2	0	9
32	Quinn, Diago	g	6-14	0-0	7-9	7	7	14	3	19	0	1	2	3
44	Ibiezugbe, Sam	g	0-0	0-0	0-0	0	0	0	0	0	0	0	0	1
Team						2	3	5						
Totals			27-62	5-13	17-23	18	29	47	25	76	10	15	2	6

FG % 1st Half: 10-31 32.3% 2nd half: 14-27 51.9% OT: 3-4 75.0% Game: 27-62 43.5% Deadball
3FG % 1st Half: 3-8 37.5% 2nd half: 2-4 50.0% OT: 0-1 0.0% Game: 5-13 38.5% Rebounds
FT % 1st Half: 7-10 70.0% 2nd half: 7-9 77.8% OT: 3-4 75.0% Game: 17-23 73.9%

Penn 74 • 10-4

#	Player	Total		3-Ptr		Rebounds		PF	TP	A	TO	Bk	Stl	Min
		FG-FGA	FG-FGA	FT-FTA	FT-FTA	Off	Def							
25	AJ Brodeur	f	7-14	0-0	6-13	3	6	9	3	20	4	3	1	2
02	Antonio Woods	g	5-18	3-10	6-6	3	9	12	1	19	2	3	0	2
03	Jake Silpe	g	1-2	0-0	1-2	0	1	1	3	3	1	2	0	2
12	Devon Goodman	g	1-8	1-6	3-6	0	0	0	3	6	1	1	1	3
20	Bryce Washington	g	5-12	5-10	2-2	4	1	5	3	17	1	1	0	3
05	Jackson Donahue	g	1-2	1-2	1-1	0	0	0	0	4	1	2	0	5
13	Eddie Scott	g	0-0	0-0	0-0	0	0	0	0	0	1	1	0	0
22	Jakub Mijakowski	g	2-7	1-6	0-0	2	2	4	2	5	3	1	0	6
24	Jarrod Simmons	g	0-0	0-0	0-1	3	2	5	4	0	0	0	0	1
Team						4	2	6						
Totals			22-63	11-34	19-31	19	23	42	19	74	14	14	2	22

FG % 1st Half: 9-29 31.0% 2nd half: 10-27 37.0% OT: 3-7 42.9% Game: 22-63 34.9% Deadball
3FG % 1st Half: 5-18 27.8% 2nd half: 5-13 38.5% OT: 1-3 33.3% Game: 11-34 32.4% Rebounds
FT % 1st Half: 9-14 64.3% 2nd half: 10-12 83.3% OT: 0-5 0.0% Game: 19-31 61.3%

Officials: Clarence Armstrong, Donnie Eppley, Tim Kelly

Technical fouls: Monmouth-None. Penn-None.

Attendance: 2364

Score by periods	1st	2nd	OT	Total
Monmouth	30	37	9	76
Penn	32	35	7	74

GAME 14: MONMOUTH AT IONA

Official Basketball Box Score -- Game Totals -- Final Statistics

Monmouth vs Iona College

01/03/19 7:00 pm at New Rochelle, NY - Hynes Center

Monmouth 84 • 1-13, 0-1 MAAC

#	Player	Total		3-Ptr		Rebounds		PF	TP	A	TO	Bk	Stl	Min
		FG-FGA	FG-FGA	FT-FTA	FT-FTA	Off	Def							
04	Traore, Mustapha	f	0-1	0-0	1-2	0	2	2	1	1	3	0	0	1
21	Rutty, Nikkei	f	1-2	0-0	0-2	1	1	2	2	2	0	0	2	1
20	Salnave, Ray	g	1-7	1-4	2-4	0	4	4	1	5	2	1	0	1
03	Hammond, Deion	g	8-14	5-9	1-2	1	1	2	2	22	1	2	0	2
13	McClary, Marcus	g	0-0	0-0	0-0	1	0	1	4	0	0	2	0	6
02	Martin, Melik	g	0-4	0-1	2-3	0	1	1	2	2	1	0	0	1
05	Rutherford, Nick	g	2-6	1-2	1-3	0	5	5	3	6	1	2	1	2
10	Gross Jr., Trevon	g	1-1	1-1	0-0	0	0	0	0	1	3	0	0	0
11	Papas, George	g	3-5	2-4	0-1	0	0	0	3	8	0	0	0	1
14	Calloway Jr., Dave	g	0-0	0-0	1-2	0	0	0	0	1	1	0	0	0
15	James Jr., Michael	g	0-0	0-0	0-0	0	0	0	0	0	1	0	0	0
24	Pillari, Louie	g	1-2	0-0	3-3	0	0	0	0	5	1	0	0	1
25	Chaput, Samuel	g	4-5	0-1	1-3	0	0	0	2	9	2	2	0	1
32	Quinn, Diago	g	7-9	0-0	6-7	4	3	7	1	20	0	1	2	2
44	Ibiezugbe, Sam	g	0-3	0-0	0-0	0	2	2	3	0	0	0	0	0
Team						1	3	4						
Totals			28-59	10-22	18-32	8	22	30	25	84	12	10	5	4

FG % 1st Half: 15-33 45.5% 2nd half: 13-26 50.0% Game: 28-59 47.5% Deadball
3FG % 1st Half: 4-10 40.0% 2nd half: 6-12 50.0% Game: 10-22 45.5% Rebounds
FT % 1st Half: 6-16 37.5% 2nd half: 12-16 75.0% Game: 18-32 56.3%

Iona College 103 • 3-9, 1-0 MAAC

#	Player	Total		3-Ptr		Rebounds		PF	TP	A	TO	Bk	Stl	Min
		FG-FGA	FG-FGA	FT-FTA	FT-FTA	Off	Def							
10	Ristanovic, Andrija	f	2-2	2-2	6-8	0	6	6	4	12	2	1	0	3
12	Agee, Tajuan	f	2-12	0-4	0-1	2	8	10	5	4	2	3	2	1
00	McGill, Rickey	g	9-11	3-5	8-11	0	2	2	1	29	3	3	0	4
02	Crawford, E.J.	g	6-8	3-5	5-6	0	5	5	3	20	5	1	1	3
05	Perez, Ben	g	6-8	4-6	3-3	1	2	3	2	19	2	0	0	2
03	Gist, Asante	g	1-2	1-2	0-1	0	0	0	4	3	1	3	0	0
13	Maxwell, Jahathan	g	5-9	4-7	2-4	1	6	7	3	16	3	1	0	2
24	Rhem, Malik	g	0-1	0-0	0-0	0	0	0	0	0	0	0	0	1
32	Hudson, Payton	g	0-0	0-0	0-0	1	0	1	1	0	0	0	0	0
44	Nikolic, Niksa	g	0-0	0-0	0-0	0	0	0	1	0	0	0	0	0
Team						4	3	7						
Totals			31-53	17-31	24-34	9	32	41	24	103	18	13	3	8

FG % 1st Half: 17-31 54.8% 2nd half: 14-22 63.6% Game: 31-53 58.5% Deadball
3FG % 1st Half: 11-20 55.0% 2nd half: 6-11 54.5% Game: 17-31 54.8% Rebounds
FT % 1st Half: 7-9 77.8% 2nd half: 17-25 68.0% Game: 24-34 70.6%

Officials: Jeffrey Anderson, Ron Tyburski, Sean Campbell

Technical fouls: Monmouth-None. Iona College-None.

Attendance: 1057

Score by periods	1st	2nd	Total
Monmouth	40	44	84
Iona College	52	51	103

Points	In	Off	2nd	Fast	Bench
MON	32	12	5	5	54
ION	24	19	16	4	19

Last FG - MON 2nd-01:17, ION 2nd-05:05.
Largest lead - MON None, ION by 30 2nd-05:05.
MON led for 00:00. ION led for 38:47. Game was tied for 01:13.

GAME 15: MONMOUTH vs. SAINT PETER'S



Official Basketball Box Score - Final
Saint Peter's at Monmouth
01/05/19 Cowardin Bank Center, West Long Branch, NJ
2018-19 Monmouth Basketball
Game Time: 2:00 PM
Game Duration: 2:03
Attendance: 2,006

Officials: Bill McCarthy, Ken Clark, Justin Simon

Saint Peter's - 44														
Record: 4-10 (1-4)														
NO.	Name	Min	FG	3P	FT	OR	Reb	Fouls	TP	AS	TO	ST	Bk	+
11	KC Ndolo	F	31-02	0-3	0-0	3-4	3	4	7	4	2	3	0	1
23	Samuel Khou	F	17-27	3-7	1-2	0-0	1	2	3	4	0	1	1	0
0	Dallas Watson	G	30-13	4-8	2-5	2-4	0	3	2	3	13	2	6	1
1	Davaunite Turner	G	37-31	5-15	1-7	1-2	1	1	2	4	12	3	2	0
24	Quinn Taylor	G	32-43	2-7	0-2	0-0	4	5	1	1	4	1	3	3
12	Majur Majak	G	04-31	0-0	0-0	0	1	0	1	1	0	0	2	0
20	Derrick Woods	G	16-02	0-0	0-0	1-2	0	1	1	4	1	0	2	0
5	Manny Dixon	G	22-41	0-4	0-3	1-2	1	0	1	4	2	1	1	0
2	Klay Brown	G	05-32	1-1	1-1	0-0	1	1	2	0	3	0	2	0
13	Amir Hicks	G	01-09	0-0	0-0	0	0	0	0	0	0	0	0	0
22	Cameron Underwood	G	01-09	0-0	0-0	0	1	1	0	0	0	0	0	0
Team						0	1	1						
Totals			15-45	5-20	9-14	8	18	26	24	16	44	7	22	7

Technical Fouls: NONE

Monmouth - 61														
Record: 2-43 (1-4)														
NO.	Name	Min	FG	3P	FT	OR	Reb	Fouls	TP	AS	TO	ST	Bk	+
4	Mustapha Traore	F	18-56	0-2	0-0	0	1	3	4	0	0	1	0	1
32	Diago Quinn	C	29-44	5-8	0-0	9-12	3	5	8	2	8	19	0	1
0	Ray Salnave	G	19-47	2-4	1-2	4-5	0	1	1	2	5	9	6	4
3	Deion Hammond	G	24-55	3-7	2-3	0-0	0	1	1	1	8	0	1	0
13	Marcus McClary	G	10-58	0-0	0-0	0	1	1	1	0	0	0	3	0

2018-19 BOX SCORES

GAME 17: MONMOUTH vs MANHATTAN



Official Basketball Box Score - Final
Manhattan at Monmouth
01/19/19 OceanFirst Bank Center, West Long Branch, NJ
2018-19 Monmouth Basketball

Game Time: 2:00 PM
Game Duration: 2:00
Attendance: 1,745

Officials: Kevin Ferguson, King Whetstone, Matt Chatham

Manhattan - 49														
Record: 3-13 (1-3)														
NO.	Name	Min	FG	3P	FT	Rebounds	Fouls	TP	AS	TO	ST	Blocks	+/	
			MA	MA	MA	OR	DR	PF				BA		
0	Warren Williams	F 19:31	1-4	0-0	2-2	1	4	5	2	3	4	1	2	0
14	Tyler Reynolds	F 15:13	3-4	3-3	0-0	0	1	2	0	9	0	0	0	-19
24	Ebube Ebube	F 22:04	3-4	0-1	0-0	2	5	7	5	3	6	0	2	0
10	Nehemiah Mack	G 29:08	0-5	0-4	0-0	0	0	0	4	1	0	5	0	0
22	Thomas Capuano	G 20:28	4-11	3-4	0-1	2	0	2	0	0	2	1	0	0
4	Samir Stewart	F 18:05	2-4	2-3	0-0	0	0	0	0	1	6	2	3	0
23	Tykei Greene	24:47	0-9	0-4	5-8	4	8	1	4	5	1	3	1	0
3	Elijah Buchanan	12:37	1-7	1-4	1-2	1	0	1	2	1	4	0	0	0
52	Samson Usilo	22:30	1-4	0-0	0-3	2	2	4	5	4	2	0	1	0
12	Christian Hinkson	09:53	0-0	0-0	0-0	2	2	0	0	0	0	2	1	0
30	Ibrahima Diallo	05:44	1-2	0-0	0-1	1	0	1	2	1	2	0	0	0
Team						1	2	2	0	2				
Totals						16-54	9-25	18-17	14	19	33	23	49	11
Technical Fouls: NONE														
Monmouth - 65														
Record: 3-14 (2-2)														
NO.	Name	Min	FG	3P	FT	Rebounds	Fouls	TP	AS	TO	ST	Blocks	+/	
			MA	MA	MA	OR	DR	PF				BA		
4	Mustapha Traore	F 24:50	4-7	0-0	2-2	3	5	8	0	1	10	1	2	0
32	Diago Quinn	C 20:00	4-5	0-0	0-1	0	3	3	5	2	8	0	1	0
0	Ray Salnave	G 32:35	6-10	1-4	4-6	1	4	5	1	8	17	6	2	0
3	Deion Hammond	G 24:09	3-6	0-1	3-4	0	2	2	4	2	9	0	1	0
13	Marcus McClary	G 22:38	0-2	0-1	0-0	0	3	3	2	1	0	0	0	0
2	Melk Martin	25:52	2-5	0-2	3-3	0	1	1	3	5	7	1	6	0
5	Nick Rutherford	16:14	1-2	0-0	2-3	1	3	4	1	2	4	1	1	0
11	George Papas	10:37	2-3	2-3	2-2	0	1	1	1	1	8	1	0	0
21	Nikkei Rutty	11:01	0-0	0-0	0-2	0	2	2	2	1	0	0	0	0
14	Dave Calloway Jr.	02:00	0-0	0-0	0-0	0	0	0	0	0	0	0	0	0
44	Sam Biezugbe	01:51	0-0	0-0	0-0	0	1	1	0	0	0	0	0	0
15	Michael James Jr.	00:48	1-1	0-0	0-0	0	0	0	0	0	2	0	0	0
25	Samuel Chaput	07:25	0-2	0-0	0-0	0	1	1	0	0	0	0	1	0
Team						0	1	1	0	0	0	0	1	0
Totals						23-43	3-11	16-23	5	27	32	19	65	11
Technical Fouls: NONE														
Shooting By Period														
1st FG%			1st 3P%			1st FT%			1st GMFG%			1st Dead Ball Rebounds:		
1st FG%			1st 3P%			1st FT%			1st GMFG%			1st Dead Ball Rebounds:		
1st FG%			1st 3P%			1st FT%			1st GMFG%			1st Dead Ball Rebounds:		
1st FG%			1st 3P%			1st FT%			1st GMFG%			1st Dead Ball Rebounds:		
1st FG%			1st 3P%			1st FT%			1st GMFG%			1st Dead Ball Rebounds:		
1st FG%			1st 3P%			1st FT%			1st GMFG%			1st Dead Ball Rebounds:		
1st FG%			1st 3P%			1st FT%			1st GMFG%			1st Dead Ball Rebounds:		
1st FG%			1st 3P%			1st FT%			1st GMFG%			1st Dead Ball Rebounds:		
1st FG%			1st 3P%			1st FT%			1st GMFG%			1st Dead Ball Rebounds:		
1st FG%			1st 3P%			1st FT%			1st GMFG%			1st Dead Ball Rebounds:		
1st FG%			1st 3P%			1st FT%			1st GMFG%			1st Dead Ball Rebounds:		
1st FG%			1st 3P%			1st FT%			1st GMFG%			1st Dead Ball Rebounds:		
1st FG%			1st 3P%			1st FT%			1st GMFG%			1st Dead Ball Rebounds:		
1st FG%			1st 3P%			1st FT%			1st GMFG%			1st Dead Ball Rebounds:		
1st FG%			1st 3P%			1st FT%			1st GMFG%			1st Dead Ball Rebounds:		
1st FG%			1st 3P%			1st FT%			1st GMFG%			1st Dead Ball Rebounds:		
1st FG%			1st 3P%			1st FT%			1st GMFG%			1st Dead Ball Rebounds:		
1st FG%			1st 3P%			1st FT%			1st GMFG%			1st Dead Ball Rebounds:		
1st FG%			1st 3P%			1st FT%			1st GMFG%			1st Dead Ball Rebounds:		
1st FG%			1st 3P%			1st FT%			1st GMFG%			1st Dead Ball Rebounds:		
1st FG%			1st 3P%			1st FT%			1st GMFG%			1st Dead Ball Rebounds:		
1st FG%			1st 3P%			1st FT%			1st GMFG%			1st Dead Ball Rebounds:		
1st FG%			1st 3P%			1st FT%			1st GMFG%			1st Dead Ball Rebounds:		
1st FG%			1st 3P%			1st FT%			1st GMFG%			1st Dead Ball Rebounds:		
1st FG%			1st 3P%			1st FT%			1st GMFG%			1st Dead Ball Rebounds:		
1st FG%			1st 3P%			1st FT%			1st GMFG%			1st Dead Ball Rebounds:		
1st FG%			1st 3P%			1st FT%			1st GMFG%			1st Dead Ball Rebounds:		
1st FG%			1st 3P%			1st FT%			1st GMFG%			1st Dead Ball Rebounds:		
1st FG%			1st 3P%			1st FT%			1st GMFG%			1st Dead Ball Rebounds:		
1st FG%			1st 3P%			1st FT%			1st GMFG%			1st Dead Ball Rebounds:		
1st FG%			1st 3P%			1st FT%			1st GMFG%			1st Dead Ball Rebounds:		
1st FG%			1st 3P%			1st FT%			1st GMFG%			1st Dead Ball Rebounds:		
1st FG%			1st 3P%			1st FT%			1st GMFG%			1st Dead Ball Rebounds:		
1st FG%			1st 3P%			1st FT%			1st GMFG%			1st Dead Ball Rebounds:		
1st FG%			1st 3P%			1st FT%			1st GMFG%			1st Dead Ball Rebounds:		
1st FG%			1st 3P%			1st FT%			1st GMFG%			1st Dead Ball Rebounds:		
1st FG%			1st 3P%			1st FT%			1st GMFG%			1st Dead Ball Rebounds:		
1st FG%			1st 3P%			1st FT%			1st GMFG%					

2018-19 Monmouth Men's Basketball

Monmouth Combined Team Statistics (as of Jan 20, 2019)

All games

RECORD				OVERALL				HOME				AWAY				NEUTRAL							
ALL GAMES				5-14				3-3				2-8				0-3							
				Total				3-Point		F-Throw		Rebounds											
##	Player	gp-gs	min	avg	fg-fga	fg%	3fg-fga	3fg%	ft-fga	ft%	off	def	tot	avg	pf	dq	a	to	blk	stl	pts	avg	
0	SALNAVE, Ray	19-19	525	27.6	81-198	.409	19-68	.279	60-80	.750	17	60	77	4.1	57	0	54	51	5	27	241	12.7	
3	HAMMOND, Deion	18-18	472	26.2	76-200	.380	42-120	.350	25-34	.735	6	31	37	2.1	40	0	16	35	5	9	219	12.2	
32	QUINN, Diago	19-6	361	19.0	55-111	.495	0-0	.000	51-68	.750	42	54	96	5.1	48	0	2	26	13	5	161	8.5	
4	TRAORE, Mustapha	19-19	445	23.4	50-101	.495	0-0	.000	18-31	.581	40	65	105	5.5	42	0	16	32	6	13	118	6.2	
24	PILLARI, Louie	15-5	284	18.9	30-88	.341	8-41	.195	21-26	.808	4	29	33	2.2	20	0	18	20	4	5	89	5.9	
5	RUTHERFORD, Nick	19-8	480	25.3	34-88	.386	5-19	.263	24-33	.727	7	88	95	5.0	37	0	40	41	7	29	97	5.1	
2	MARTIN, Melik	18-0	279	15.5	22-47	.468	5-14	.357	12-16	.750	9	20	29	1.6	36	0	13	15	5	4	61	3.4	
25	CHAPUT, Samuel	16-0	216	13.5	16-41	.390	3-10	.300	18-23	.783	1	11	12	0.8	14	0	12	13	0	8	53	3.3	
11	PAPAS, George	16-0	180	11.3	15-58	.259	7-44	.159	11-16	.688	0	15	15	0.9	14	0	11	4	3	15	48	3.0	
21	RUTTY, Nikkei	17-5	217	12.8	11-25	.440	0-0	.000	18-38	.474	14	22	36	2.1	28	0	3	13	5	3	40	2.4	
13	MCCLARY, Marcus	19-15	293	15.4	14-39	.359	0-2	.000	13-20	.650	19	20	39	2.1	36	0	15	25	1	7	41	2.2	
44	IBIEZUGBE, Sam	15-0	94	6.3	10-28	.357	0-0	.000	6-9	.667	8	15	23	1.5	16	0	2	3	0	5	26	1.7	
14	CALLOWAY JR., Dave	7-0	12	1.7	2-5	.400	2-5	.400	1-2	.500	0	1	1	0.1	2	0	0	0	0	0	7	1.0	
10	GROSS JR., Trevon	11-0	35	3.2	3-7	.429	2-4	.500	0-2	.000	1	1	2	0.2	4	0	0	2	0	2	8	0.7	
15	JAMES JR., Michael	5-0	6	1.2	1-2	.500	0-0	.000	0-0	.000	0	1	1	0.2	0	0	1	0	0	0	2	0.4	
Team											25	30	55					16					
Total		19			420-1038	.405	93-327	.284	278-398	.698	193	463	656	34.5	394	0	203	296	54	132	1211	63.7	
Opponents		19			445-1027	.433	200-524	.382	296-452	.655	199	486	685	36.1	365	0	266	296	72	135	1386	72.9	

TEAM STATISTICS	MONMOUTH	OPP	Date	Opponent	Score	Att.
SCORING	1211	1386	11/06/18	Lehigh	L 61-85	2224
Points per game	63.7	72.9	11/09/18	at Colgate	L 74-87	359
Scoring margin	-9.2	-	11/12/18	at Saint Joseph's	L 63-78	2494
FIELD GOALS-ATT	420-1038	445-1027	11/15/18	vs West Virginia	L 53-71	3307
Field goal pct	.405	.433	11/16/18	vs Valparaiso	L 53-64	2830
3 POINT FG-ATT	93-327	200-524	11/18/18	vs Cal St. Fullerton	L 63-87	780
3-point FG pct	.284	.382	11/24/18	Princeton	L 57-60	2050
3-pt FG made per game	4.9	10.5	11/28/18	at Kentucky	L 44-90	18680
FREE THROWS-ATT	278-398	296-452	12/01/18	at Bucknell	L 43-65	2579
Free throw pct	.698	.655	12/05/18	at Hofstra	L 73-75	1547
F-Throws made per game	14.6	15.6	12/08/18	at Albany (NY)	L 63-82	1902
REBOUNDS	656	685	12/20/18	Yale	L 58-66	1747
Rebounds per game	34.5	36.1	12/31/18	at Penn	Wot 76-74	2364
Rebounding margin	-1.6	-	01/03/19	at Iona	L 84-103	1057
ASSISTS	203	266	01/05/19	Saint Peter's	W 61-44	2006
Assists per game	10.7	14.0	01/10/19	at Quinnipiac	Lot 83-89	916
TURNOVERS	296	296	01/12/19	Manhattan	W 65-49	1745
Turnovers per game	15.6	15.6	01/14/19	at Siena	Wot 63-60	5592
Turnover margin	0.0	-	01/17/19	Fairfield	W 74-57	1722
Assist/turnover ratio	0.7	0.9				
STEALS	132	135				
Steals per game	7.0	7.1				
BLOCKS	54	72				
Blocks per game	2.8	3.8				
WINNING STREAK	3	-				
Home win streak	3	-				
ATTENDANCE	11494	37490				
Home games-Avg/Game	6-1916	10-3749				
Neutral site-Avg/Game	-	3-2306				

Score by Periods	1st	2nd	OT	Totals
Monmouth	575	606	30	1211
Opponents	635	720	31	1386

Monmouth Combined Team Statistics (as of Jan 19, 2019) **Conference games**

RECORD:	OVERALL	HOME	AWAY	NEUTRAL
ALL GAMES	4-2	3-0	1-2	0-0
CONFERENCE	4-2	3-0	1-2	0-0
NON-CONFERENCE	0-0	0-0	0-0	0-0

#	Player	gp-gs	min	avg	Total		3-Point		F-Throw		Rebounds								a	to	blk	stl	pts	avg			
					fg-fga	fg%	3fg-fga	3fg%	ft-fa	ft%	off	def	tot	avg	pf	dq											
03	Hammond,Deion	6-6	169	28.2	36-77	.468	19-44	.432	7-11	.636	2	8	10	1.7	13	0	1	11	2	2	98	16.3					
32	Quinn,Diago	6-5	159	26.5	31-50	.620	0-0	.000	24-33	.727	19	22	41	6.8	20	1	2	6	5	3	86	14.3					
00	Salnave,Ray	6-6	167	27.8	25-67	.373	6-23	.261	27-36	.750	2	21	23	3.8	14	1	23	18	3	8	83	13.8					
05	Rutherford,Nick	6-0	159	26.5	14-26	.538	2-4	.500	9-13	.692	3	32	35	5.8	15	0	12	12	4	16	39	6.5					
25	Chaput,Samuel	6-0	116	19.3	13-28	.464	3-10	.300	8-11	.727	1	4	5	0.8	8	0	9	6	0	5	37	6.2					
04	Traore,Mustapha	6-6	137	22.8	9-20	.450	0-0	.000	4-6	.667	8	25	33	5.5	6	0	8	6	2	4	22	3.7					
24	Pillari,Louie	2-0	25	12.5	1-4	.250	0-2	.000	5-6	.833	1	1	2	1.0	0	0	1	2	0	0	7	3.5					
11	Papas,George	5-0	36	7.2	5-10	.500	4-9	.444	2-3	.667	0	3	3	0.6	5	0	1	1	0	2	16	3.2					
02	Martin,Melik	6-0	102	17.0	4-14	.286	1-5	.200	5-6	.833	0	11	11	1.8	11	1	7	10	2	1	14	2.3					
21	Rutty,Nikkei	6-1	58	9.7	4-5	.800	0-0	.000	3-9	.333	1	8	9	1.5	9	0	0	5	4	0	11	1.8					
13	McClary,Marcus	6-6	100	16.7	2-11	.182	0-2	.000	5-6	.833	7	7	14	2.3	9	0	4	7	0	1	9	1.5					
10	Gross Jr.,Trevon	4-0	10	2.5	1-2	.500	1-1	1.000	0-2	.000	1	0	1	0.3	2	0	0	0	0	0	3	0.8					
15	James Jr.,Michael	4-0	5	1.3	1-1	1.000	0-0	.000	0-0	.000	0	1	1	0.3	0	0	1	0	0	0	2	0.5					
44	Ibiezugbe,Sam	6-0	25	4.2	1-8	.125	0-0	.000	0-0	.000	3	8	11	1.8	5	0	0	0	0	1	2	0.3					
14	Calloway Jr.,Dave	4-0	7	1.8	0-2	.000	0-2	.000	1-2	.500	0	1	1	0.3	1	0	0	0	0	0	1	0.3					
Team											9	8	17											6			
Total.....		6	1275		147-325	.452	36-102	.353	100-144	.694	57	160	217	36.2	118	3	69	90	22	43	430	71.7					
Opponents.....		6	1275		129-318	.406	67-170	.394	77-136	.566	62	147	209	34.8	128	-	76	103	22	44	402	67.0					

TEAM STATISTICS	MON	OPP
SCORING	430	402
Points per game	71.7	67.0
Scoring margin	+4.7	-
FIELD GOALS-ATT	147-325	129-318
Field goal pct	.452	.406
3 POINT FG-ATT	36-102	67-170
3-point FG pct	.353	.394
3-pt FG made per game	6.0	11.2
FREE THROWS-ATT	100-144	77-136
Free throw pct	.694	.566
F-Throws made per game	16.7	12.8
REBOUNDS	217	209
Rebounds per game	36.2	34.8
Rebounding margin	+1.3	-
ASSISTS	69	76
Assists per game	11.5	12.7
TURNOVERS	90	103
Turnovers per game	15.0	17.2
Turnover margin	+2.2	-
Assist/turnover ratio	0.8	0.7
STEALS	43	44
Steals per game	7.2	7.3
BLOCKS	22	22
Blocks per game	3.7	3.7
ATTENDANCE	5473	7565
Home games-Avg/Game	3-1824	3-2522
Neutral site-Avg/Game	-	0-0

Date	Opponent	Score	Att.
* 01/03/19	at Iona College	L 84-103	1057
* 01/05/19	SAINT PETER'S	W 61-44	2006
* 01/10/19	at Quinnipiac	Lo2 83-89	916
* 01/12/19	MANHATTAN	W 65-49	1745
* 1/14/19	at Siena	Wot 63-60	5592
* 01/17/19	FAIRFIELD	W 74-57	1722

* = Conference game

Score by Periods	1st	2nd	OT	OT2	Totals
Monmouth	197	212	12	9	430
Opponents	185	193	9	15	402