



2018-19 @MONMOUTHBBALL GAME NOTES

Monmouth University Athletics Communications // 400 Cedar Ave. West Long Branch, NJ 07764
Men's Basketball Contact // Gary Kowal // gkowal@monmouth.edu // 732-263-5557 // #FlyHawks

SCHEDULE & RESULTS

GAME FOURTEEN

7:00PM // JANUARY 3, 2018 // HYNES CENTER

Date	Opponent	Time/Result
October		
Sat. 27	CALDWELL (Exh.)	W, 85-84
November (0-8)		
Tue. 6	LEHIGH	L, 61-85
Fri. 9	at Colgate	L, 74-87
Mon. 12	at St. Joseph's	L, 63-78
Thu. 15	vs. #RV/13 West Virginia^	L, 53-71
Fri. 16	vs. Valparaiso^	L, 53-64
Sun. 18	vs. Cal State Fullerton^	L, 63-87
Sat. 24	PRINCETON	L, 57-60
Wed. 28	at #10/9 Kentucky	L, 44-90
December (1-4)		
Sat. 1	at Bucknell	L, 43-65
Wed. 5	at Hofstra	L, 73-75
Sat. 8	at Albany	L, 63-82
Thu. 20	YALE	L, 58-66
Mon. 31	at Penn	W, 76-74 (OT)
January (0-0)		
Thu. 3	at Iona*	7:00 p.m.
Sat. 5	SAINT PETER'S*	2:00 p.m.
Thu. 10	at Quinnipiac*	7:00 p.m.
Sat. 12	MANHATTAN*	2:00 p.m.
Mon. 14	at Siena*	7:00 p.m.
Thu. 17	FAIRFIELD*	7:00 p.m.
Sun. 20	IONA*	1:00 p.m.
Thu. 24	at Canisius*	7:00 p.m.
Sat. 26	at Niagara*	3:00 p.m.
Thu. 31	SIENA	7:00 p.m.
February (0-0)		
Sat. 2	RIDER*	2:00 p.m.
Thu. 7	at Saint Peter's*	7:00 p.m.
Sat. 9	at Fairfield*	1:00 p.m.
Fri. 15	at Rider*	7:00 p.m.
Sun. 17	MARIST*	2:00 p.m.
Fri. 22	CANISIUS*	7:00 p.m.
Sun. 24	QUINNIPIAC*	2:00 p.m.
March (0-0)		
Fri. 1	at Manhattan*	7:00 p.m.
2018 MAAC Tournament		
7-11	at Times Union Center	TBA

Home Games is **BOLD CAPS**

*-Metro Atlantic Athletic Conference games

^-Myrtle Beach Invitational

ATHLETIC COMMUNICATIONS

Assistant AD/Communications & New Media/
Men's Basketball Contact: Gary Kowal
Kowal phone: 732-263-5557
Kowal email: gkowal@monmouth.edu
Press Row Phone: 732-571-3677
Athletics Website: MonmouthHawks.com



IONA GAELS

Head Coach: Tim Cluess (9th season at Iona)

Record at Iona: 184-101 // Career Record: 282-124

Gaels Record: 2-9 (0-0 MAAC)



MONMOUTH HAWKS

Head Coach: King Rice (8th season at Monmouth)

Record at Monmouth: 118-124 // Career Record: 118-124

Hawks Record: 1-12 (0-0 MAAC)

MEDIA COVERAGE



TV // ESPN3/WatchESPN
PxP // Vin Parise
Analyst // Adam Finkelstein



Radio // Shore Sports Network
PxP // Eddy Occhipinti
Analyst // Steve Bazaz

HAWKS QUICK NOTES

LAST GAME AT PENN: STARTERS

POS.	#	NAME	CLASS	Ht.	Wt.	NOTES
G	0	Ray Salnave	R-So.	6'3"	205	GW basket with 2.3 seconds left at Penn
G	3	Deion Hammond	So.	6'4"	200	Preseason MAAC Third Team; Missed 1st ever game vs. Yale
G	13	Marcus McClary	So.	6'3"	195	Started nine of first 13 games
F	4	Mustapha Traore	R-Jr.	6'8"	210	Topped career high in rebounds (12) vs. Yale
F	21	Nikkei Rutty	Fr.	6'8"	225	Made first career start at Hofstra

LAST GAME: OFF THE BENCH

F	2	Melik Martin	So.	6'6"	200	Nine second-half points vs. Yale
G	5	Nick Rutherford	R-Jr.	6'3"	185	Nine points, seven assists, five steals vs. WVU
G	10	Trevon Gross, Jr.	Gr.	6'3"	205	First MU points came on corner 3 at SJU
G	11	George Papas	So.	6'5"	175	35 of 48 FGA's this season are from 3
G	14	Dave Calloway, Jr.	Fr.	6'0"	170	Has hit a 3 vs. two ranked teams this season
G	15	Mike James, Jr.	Fr.	6'0"	170	Saw first collegiate action vs. Valpo
G	24	Louie Pillari	R-Jr.	6'6"	200	Tied season-high with 13 points at Penn
G	25	Samuel Chaput	Fr.	6'0"	175	Backup freshman PG - saw OT mins at Penn
C	32	Diago Quinn	Sr.	6'9"	255	Second career double-double at Penn
C	44	Sam Ibiezugbe	Jr.	6'11	245	Career-high 11 points vs. Cal State Fullerton

FOLLOW MONMOUTH BASKETBALL

FACEBOOK // MONMOUTH BASKETBALL

TWITTER // @MONMOUTHBBALL

INSTAGRAM // @MONMOUTHMENSBBALL

SNAPCHAT // @MUHAWKS

MORE ON TONIGHT'S MATCHUP

SCOUTING THE GAELS

Iona enters on a seven-game losing streak, and are led by EJ Crawford at 16.1 points per game. Crawford leads four Gaels in double-figures, including Tajuan Agee, the teams leading rebounder at 6.4 boards per contest.

IONA HEAD COACH TIM CLUESS

Tim Cluess is in his ninth season with the Gaels, leading Iona to three consecutive NCAA Tournaments. He has 184 wins to his credit with Iona.

HAWKS ON THE ROAD

Monmouth is 0-6 on the road this season, and 0-9 total in games played away from West Long Branch.

IONA AT HOME

Iona has played at home just twice this season, splitting those games. They lost their last time out to Holy Cross, and topped Albany by four on opening night.

SERIES NOTES

- MU and Iona have played 14 times overall, and 12 times since the teams have both competed in the MAAC.
- Monmouth has won three in a row at Iona.
- MU has won three of four with the Gaels.
- The road team won each matchup a season ago.
- Monmouth and Iona met in consecutive MAAC Tournaments, playing in the 2015 semifinals and 2016 title game.

SERIES HISTORY

Year	Date	Winner	Score	Site
1982-83	12/7/82	Iona	61-88	New Rochelle, NY
1984-85	1/5/85	Iona	67-70	West Long Branch, NJ
2013-14	2/4/14	Iona	71-89	West Long Branch, NJ
2013-14	2/14/14	Iona	70-89	New Rochelle, NY
2014-15	12/7/14	Monmouth	92-89	West Long Branch, NJ
2014-15	2/22/15	Iona	68-69	New Rochelle, NY
2014-15	3/8/15	Iona	77-95	Albany, NY
2015-16	1/15/16	Monmouth	110-102	New Rochelle, NY
2015-16	2/19/16	Iona	67-83	West Long Branch, NJ
2015-16	3/7/16	Iona	76-79	Albany, NY
2016-17	1/6/17	Monmouth	92-74	West Long Branch, NJ
2016-17	2/26/17	Monmouth	79-73	New Rochelle, NY
2017-18	1/19/18	Iona	73-76	West Long Branch, NJ
2017-18	2/8/18	Monmouth	72-50	New Rochelle, NY

UP NEXT

Monmouth will host Saint Peter's Saturday at 2pm.

18-19 MAAC STANDINGS

Team	Overall	MAAC
1. Niagara	7-6	0-0
2. Quinnipiac	5-6	0-0
3. Marist	5-7	0-0
4. Rider	5-7	0-0
5. Siena	5-8	0-0
6. Canisius	3-8	0-0
7. Fairfield	3-9	0-0
8. Saint Peter's	3-9	0-0
9. Iona	2-9	0-0
10. Manhattan	2-10	0-0
11. Monmouth	1-12	0-0

ALL-TIME SERIES

IONA LEADS, 9-5

LAST MEETING: 2/8/18

MU 72, IONA 50

The teams have met 14 times, and 12 times as MAAC foes. MU has won three in a row in New Rochelle and three of four overall in the series.

LAST TIME OUT

Monmouth 76, Penn 74

December 31, 2018

Ray Salnave drove the right side of the lane and scored with 2.3 seconds left to lift Monmouth University men's basketball to an overtime win over the University of Pennsylvania on New Year's Eve at The Palestra. Diago Quinn tied a career-high with 19 points and secured his second career double-double, grabbing 14 rebounds in the win. The lead changed four times in the extra session, and Salnave's acrobatic up-and-under layup gave MU a two-point lead with 32.9 seconds left. AJ Brodeur answered with a three-point play chance with 17 seconds to go, but missed the foul shot to keep things tied before Salnave got to the rim and tucked home the game-winner with 2.3 seconds to go. Antonio Woods' long triple at the buzzer for the win was off the mark, giving Monmouth its first win of the year.

Monmouth opened the second half on a 12-4 push to take a six-point lead, but a pair of Penn triples immediately tied things up. The Hawks led by as many as five with 4:20 to go when Louie Pillari dropped in a floater, but Penn responded with nine of the game's next 11 points to take the lead. Salnave tied it from the line with 1:15 left and had a chance to win it at the end of regulation before the game shifted to overtime. Penn's largest lead of the first half was six, coming with 3:17 to play after the teams traded leads eight times. MU was able to net the final four points of the half and Quinn nearly totaled a double-double in the first 20 minutes as the Hawks hit the locker room trailing 32-30.

NOTES

- Diago Quinn tied a career-high with 19 points, set previously nearly a year ago, 1/5/18 at Manhattan.
- Quinn posted his second career double-double, and first since 1/12/18 at Niagara.
- Ray Salnave scored in double digits for the eighth time this season and 20th game overall.
- Louie Pillari's 13 points tied a season high, and was his third game of the season in doubles.
- Quinn's 14 rebounds was the most by a Hawk this year.
- The teams have now combined to play five overtimes in the last two seasons.
- This marked Monmouth's first OT game of the season and first since a three-overtime contest at Siena last February 18.

2018-19 MONMOUTH ROSTER

NUMERICAL

0	Ray Salnave	G	6-3	205	R-So.	Elmont, NY / Benjamin N. Cardozo
2	Melik Martin	F	6-6	200	So.	York, PA / York Catholic
3	Deion Hammond	G	6-4	200	So.	Mitchellville, MD / Riverdale Baptist School
4	Mustapha Traore	F	6-8	210	R-Jr.	Philadelphia, PA / The Phelps School
5	Nick Rutherford	G	6-3	185	R-Jr.	Indianapolis, IN / Allen / Florida Atlantic
10	Trevon Gross Jr.	G	6-3	205	Gr.	Jackson, NJ / St. Benedict's Prep / Virginia
11	George Papas	G	6-5	175	So.	Jersey City, NJ / Union Catholic / Gould Academy
13	Marcus McClary	G	6-3	195	So.	Linden, NJ / The Patrick School
14	Dave Calloway Jr.	G	6-0	170	Fr.	Neptune, NJ / St. Rose
15	Mike James Jr.	G	6-0	170	Fr.	West Hempstead, NY / Malverne
21	Nikkei Rutty	F	6-8	225	Fr.	New Rochelle, NY / Trinity-Pawling
24	Louie Pillari	G	6-6	200	R-Jr.	Tinton Falls, NJ / Christian Brothers Academy
25	Samuel Chaput	G	6-0	175	Fr.	Longueuil, Quebec / Saint Anthony's (TX)
32	Diago Quinn	C	6-9	255	Sr.	New York City, NY / Lake Forest Academy [IL]
44	Sam Ibiezugbe	C	6-11	245	Jr.	Simsbury, CT / The Masters School

ALPHABETICAL

14	Dave Calloway Jr.	G	6-0	170	Fr.	Neptune, NJ / St. Rose
25	Samuel Chaput	G	6-0	175	Fr.	Longueuil, Quebec / Saint Anthony's (TX)
10	Trevon Gross Jr.	G	6-3	205	Gr.	Jackson, NJ / St. Benedict's Prep / Virginia
3	Deion Hammond	G	6-4	200	So.	Mitchellville, MD / Riverdale Baptist School
44	Sam Ibiezugbe	C	6-11	245	Jr.	Simsbury, CT / The Masters School
15	Mike James Jr.	G	6-0	170	Fr.	West Hempstead, NY / Malverne
2	Melik Martin	F	6-6	200	So.	York, PA / York Catholic
13	Marcus McClary	G	6-3	195	So.	Linden, NJ / The Patrick School
11	George Papas	G	6-5	175	So.	Jersey City, NJ / Union Catholic / Gould Academy
24	Louie Pillari	G	6-6	200	R-Jr.	Tinton Falls, NJ / Christian Brothers Academy
32	Diago Quinn	C	6-9	255	Sr.	New York City, NY / Lake Forest Academy [IL]
5	Nick Rutherford	G	6-3	185	R-Jr.	Indianapolis, IN / Allen / Florida Atlantic
21	Nikkei Rutty	F	6-8	225	Fr.	New Rochelle, NY / Trinity-Pawling
0	Ray Salnave	G	6-3	205	R-So.	Elmont, NY / Benjamin N. Cardozo
4	Mustapha Traore	F	6-8	210	R-Jr.	Philadelphia, PA / The Phelps School

PRONUNCIATION GUIDE

#0 Ray Salnave	Sal-nayve
#4 Mustapha Traore	Tray-or
#10 Trevon Gross Jr.	Truh-von
#11 George Papas	Pap-iss
#21 Nikkei Rutty	Knee-kay
#24 Louie Pillari	Pill-are-ee
#25 Samuel Chaput	Cha-poo
#32 Diago Quinn	Said like "Diego"
#44 Sam Ibiezugbe	Ibiza-bay

Head Coach: King Rice (North Carolina, 1992) - 8th season at Monmouth

Assistant Coaches: Rick Callahan (Salem College, 1980) - 8th season at Monmouth, Jamal Meeks (Indiana, 1992) - 4th season at Monmouth, JR Reid (North Carolina, 1993) - 1st season at Monmouth

Director of Operations: Josh James (Monmouth, 2017) - 1st season at Monmouth

Special Assistant to the Head Coach: Dan Murphy (UConn, 2006) - 1st season at Monmouth

Athletic Trainer: Vanessa Sweeney, A.T.C.

Roster Breakdown

By Class

Seniors (2): Gross Jr., Quinn

Juniors (4): Ibiezugbe, Pillari, Rutherford, Traore

Sophomores (5): Hammond, Martin, McClary, Papas, Salnave

Freshmen (4): Calloway Jr., Chaput, James Jr., Rutty

By Location

New Jersey (5): Calloway Jr., Gross Jr., McClary, Papas, Pillari

New York (4): James Jr., Quinn, Rutty, Salnave

Pennsylvania (2): Martin, Traore

Connecticut (1): Ibiezugbe

Maryland (1): Hammond

Indiana (1): Rutherford

Quebec (1): Chaput

By Position

Guard (10): Calloway Jr., Chaput, Gross Jr., Hammond, James Jr., McClary, Papas, L. Pillari, Rutherford, Salnave

Forward (3): Martin, Rutty, Traore

Center (2): Ibiezugbe, Quinn

2018-19 BROADCAST SPOT CHART




0

Ray Salnave
R-So., G, 6-3, 205
Elmont, NY



2

Melik Martin
So., F, 6-6, 200
York, PA



3

Deion Hammond
So., G, 6-4, 200
Mitchellville, MD



4

Mustapha Traore
R-Jr., F, 6-8, 210
Philadelphia, PA




5

Nick Rutherford
R-Jr., G, 6-3, 185
Indianapolis, IN



10

Trevon Gross, Jr.
Gr., G, 6-3, 205
Jackson, NJ



11

George Papas
So., G, 6-5, 175
Jersey City, NJ



13

Marcus McClary
So., G, 6-3, 195
Linden, NJ



14

Dave Calloway, Jr.
Fr., G, 6-0, 170
Neptune, NJ




15

Mike James, Jr.
Fr., G, 6-0, 170
West Hempstead, NY




21

Nikkei Rutty
Fr., F, 6-8, 225
New Rochelle, NY




24

Louie Pillari
R-Jr., G, 6-6, 200
Tinton Falls, NJ



25

Samuel Chaput
Fr., G, 6-0, 175
Longueuil, Que



32

Diago Quinn
Sr., C, 6-9, 255
New York City, NY



44

Sam Ibiezugbe
Jr., C, 6-11, 245
Simsbury, CT

2018-19 COACHING STAFF



King Rice
Head Coach
Eighth Season
North Carolina, 1992




Rick Callahan
Assistant Coach
Eighth Season
Salem College, 1980



Jamal Meeks
Assistant Coach
Fourth Season
Indiana, 1992



JR Reid
Assistant Coach
First Season
North Carolina, 1994



Josh James
Director of Operations
First Season
Monmouth, 2017



Dan Murphy
Special Asst. to Head Coach
First Season
UConn, 2006

MONMOUTH NOTES

HAWKS IN MAAC OPENERS

Monmouth is 2-3 all time in MAAC openers, beating Marist in 2014 and Quinnipiac in 2016. This marks the fifth time in a row that MU will open MAAC play on the road. The only time Monmouth opened MAAC play in West Long Branch was in the Hawks' first year in the league, 2013, hosting Rider.

SALNAVE HITS THE GAME WINNER

Ray Salnave made his first career game-winner against Penn, driving the right side of the lane to score with 2.3 seconds left to put Monmouth up by two, 76-74, a score that would turn out to be the final.

QUINN WITH A HUGE GAME

Diago Quinn posted a big day at Penn, tying a career-best with 19 points and grabbing 14 rebounds, the most by a Hawk this season. His previous 19-point game came against Manhattan on 1/5/18, and it marked his second career double-double. The first came on 1/12/18 at Niagara. The senior blocked a pair of shots, and nearly had the double-double completed at halftime, finishing the first 20 minutes with 10 points and nine rebounds.

SALNAVE LEADS THE WAY

Ray Salnave has led Monmouth six games in a row going back to 11/28 at Kentucky, posting in double figures in five of those games and topping his career best twice. He netted 22 at Hofstra before scoring 25 at Albany, and added 17 in a win at Penn.

FIRST OVERTIME GAME OF THE YEAR

After playing eight overtime sessions last season and two games with at least three OT's, it took until New Year's Eve for the Blue and White to reach the extra session this season. The contest at Penn was MU's first game that required extra time since 2/18/18 at Siena, a three-overtime MU victory. The Hawks have played five overtimes with Penn the last two seasons.

MOST POINTS, MOST REBOUNDS

Monmouth set season-highs as a group at Penn in points scored with 76, total rebounds with 47, and defensive rebounds with 29. The Blue and White outrebounded Penn by seven in the two-point victory.

CHAPUT ON FLOOR VS. PENN

True freshman point guard Samuel Chaput saw some of his most extended time of the season at Penn, playing nine minutes while also seeing time in overtime. He netted his only opportunity, a potential three-point play opportunity after finishing at the rim. He also collected a career-high four rebounds.

TRAORE PULLING DOWN BOARDS

In the first 12 games of the season, Mustapha Traore led MU five times in rebounding including the second and third double-digit rebounding games of his career. Traore tied a career-high with 10 boards at Bucknell before marking a career-best with 12 caroms against Yale.

BIG LINEUP

Monmouth went with a two-big lineup against Bucknell to start for the first time since January 29, 2018 at Rider, with Mustapha Traore and Diago Quinn opening the game at the forward and center spots for the Blue and White. It marked Monmouth's third different lineup of the season. The Hawks have now used five different lineups in 13 games.

LONG LAYOFF

Monmouth went through a stretch of playing two games in a 24-day span, playing just twice between December 8 and January 3. MU played Yale on December 20 and Penn on December 31. The gap between the 8th and 20th was Monmouth's longest layoff of the King Rice era, and longest since 2008.

MOVING UP THE GAMES PLAYED LIST

Diago Quinn moved into the top-25 of games played in program history against Yale, appearing in his 113th career game. Quinn tied former Hawks John Giraldo and Giedrius Aidielis and is on pace to play in at least 133 games. The all-time record was set by Chris Brady with 135 games, with Austin Tilghman in second with 132. He has now played 114 games for MU.

REBOUNDING THE BASKETBALL

Monmouth outrebounded its opponent for the fourth time this season in grabbing 40 rebounds to Albany's 27. The 40 boards were MU's most this year, and the 19 offensive caroms for the Hawks were also a season high. The Blue and White were led by seven boards apiece from Traore and Salnave.

PLAYING ALL 40

In the contest at Hofstra, Ray Salnave played all 40 minutes for MU, the first Hawk to do so since Justin Robinson in the 2017 NIT against Ole Miss. Salnave became the first Hawk to play all 40 in a regular season game since Robinson did it at Canisius on 1/16/17.

MONMOUTH NOTES

RUTTY TO THE STARTING FIVE

Monmouth freshman Nikkei Ratty started his first career game against Hofstra, becoming the first true freshman for Monmouth to start at a forward/center spot since Diago Quinn on 12/6/15 at Niagara.

DAVE CALLOWAY JR. HITS A PAIR

True freshman guard Dave Calloway Jr. has knocked in a pair of threes this season, both coming from the right corner and both coming against ranked opponents (#RV/13 West Virginia, #10/9 Kentucky).

FOUR IN DOUBLES

Monmouth put four players in double figures for the first time since a triple overtime win at Siena on February 18, 2018 in the last contest with Princeton. Louie Pillari led the way with 13 points, while Ray Salnave pitched in 12 and Mustapha Traore and Deion Hammond added 10 apiece.

STAFF CHANGES

King Rice had a few changes on his coaching staff during the offseason, with former assistant coach Duane Woodward moving on to the Seton Hall. Ex-NBA first-round pick and North Carolina All-American JR Reid joined the staff as an assistant, as did former Hawk captain Josh James in the Director of Basketball Operations role. Dan Murphy also came aboard as the Special Assistant to the Head Coach.

BIG SAM WITH A BIG HALF

Monmouth big man Sam Ibiezugbe posted a career-high 11 points on a career-best four made field goals against Cal State Fullerton, all of them coming in the second half. He also snagged a career-mark of three steals, all of this coming in 14 minutes against the Titans. Ibiezugbe also went 3-4 from the foul line, the most free throws he has made in a single contest.

TAKING ON NCAA TOURNAMENT TEAMS

The Blue and White will play five teams in non-conference play that qualified for the 2018 NCAA Tournament. Only seven teams nationally are slated for more than four including MAAC-rival Canisius (5) and several power-five programs, including North Carolina, Kansas, Kentucky, and Florida. MU has scheduled preseason ranked teams West Virginia and Kentucky, as well as league champions Bucknell and Penn. MU took on a fifth NCAA team from last season in Myrtle Beach against Cal State Fullerton.

HOLDING PRINCETON TO 20

MU held Princeton to 20 points in the first half, the best defensive half for the Hawks this season. MU limited Princeton to just 15 points in the first 19 minutes of the period, and just 30.8% from the field overall.

YOUNG FACES

Coming into the season, MU had just 14 combined seasons of experience in Monmouth uniforms coming back. Of those 14, just three were on the roster for both MAAC regular season titles, with just Diago Quinn playing both seasons.

<i>Player</i>	<i>Years on MAAC reg. season champ</i>
Mustapha Traore	2015-16 (redshirted, DNP), 2016-17
Louie Pillari	2015-16 (redshirted, DNP), 2016-17
Diago Quinn	2015-16, 2016-17
Sam Ibiezugbe	2016-17
Ray Salnave	2016-17 (redshirted, DNP)

TRAORE'S BIG NIGHT

Mustapha Traore posted a career-best performance in the game against Valparaiso, going a perfect 7-7 from the field to finish with a career-best 14 points. It marked the most makes for a Hawk in a single game without a miss since Je'lon Hornbeak went 7-7 in the 2016 MAAC Championship game.

HAMMOND OPENS IT UP

Deion Hammond netted 20+ points for the first time in his career on opening night, hitting for 21 against Lehigh. He was 7-16 from the field and 4-11 from beyond the arc in leading Monmouth in scoring for the night. He has now gone into double figures 26 times in 38 career games, including six of seven this year, and hit four triples in two consecutive games to open the year.

MAAC PRESEASON

Deion Hammond was named to the 2018 MAAC All-Rookie team after a freshman campaign that saw him lead MU in total points scored with 371, good for 12 points per game in his first season. He started 23 of 31 contests, making 123 shots, most on the team, as well as a team-best 76 triples.

WHAT THE HAWKS LOST

Monmouth loses 37.1% of its scoring from a season ago, primarily led by guards Micah Seaborn and Austin Tilghman, who accounted for 579 points between them. Zac Tillman also contributed 209 points from the center position.

HEAD COACH KING RICE • North Carolina, 1992 • 8th Season • 118-124 Overall • MAAC: 60-38



Rice has been on the Monmouth sideline for seven seasons and enters his eighth in 2018-19. He has 117 victories to his credit, as well as a pair of MAAC Coach of the Year honors. He has set Monmouth records for wins in a season with 28 and consecutive victories with 17. Rice also set a MAAC Record in 2016-17 by winning 18 league games for the first time ever. He has also won the JohnMcLendon National Coach of the Year honor, while being named a finalist for the Ben Jobe Award.

Rice coached a pair of players to All-Conference honors in 2017-18, including four-guard Austin Tilghman, who was named to the Third Team and also became the first guard in school history to register a triple-double, doing so at Yale on December 22. He also mentored Deion Hammond to unanimous All-Rookie Team accolades, with the guard averaging 12 points per contest.

In eight years in West Long Branch, Rice has now graduated 23 seniors. Following the 2016-17 year, Monmouth men's basketball was one of 35 programs recognized across the nation in men's hoops for its multiyear Academic Progress Rate (APR) and received the NCAA's APR Public Recognition Award. Monmouth was the only school

in the Metro Atlantic Athletic Conference as well as one of just three teams in the state of New Jersey. Rice's team has earned this recognition in three straight seasons.

With his second straight conference Coach of the Year honor in 2016-17, Rice became just the third coach in MAAC history to repeat and the second to do it outright, joining former Iona coach Tim Welsh and ex-LaSalle head man Speedy Morris. Rice secured a second consecutive regular season title and the top seed in the MAAC Tournament, coaching the Hawks to a National Invitation Tournament for the second time. He also earned his second straight NABC District I Coach of the Year accolade, the first MU coach to do so.

Rice mentored Justin Robinson to a second straight MAAC Player of the Year and third All-MAAC First Team, as well as being named the Lou Henson National Mid-Major Player of the Year. Robinson graduated as the school's all-time leading scorer at the Division I level and became the second 2,000-point scorer in MU history. He also coached his second MAAC Sixth Man of the Year in three years in guard Austin Tilghman, and a second straight all-league selection for Micah Seaborn, who was named First Team. MU won 17 straight games, including 16 straight to end the regular season, not losing after January 2. He secured a comeback win at Memphis in December, as well as a win over eventual Ivy champion Princeton at home.

In 2015-16, leading the Hawks to a program best 28 wins and a top seed in the National Invitation Tournament, as well as wins over five high-major programs. He coached the Hawks to the MAAC regular season title with a 17-3 league mark, collecting MAAC Coach of the Year honors in addition to being named John McLendon National Coach of the Year. Rice picked up ECAC and NABC District I Coach of the Year accolades as well, while being named a finalist for the Ben Jobe Award.

Rice posted 17 league victories, including an 11-2 mark at home and a nation-leading 13 road tallies and 17 wins away from home, including neutral site wins. He secured Monmouth's first regular season title in 11 years and the top seed in the conference tournament while knocking off the program's first-ever ranked opponent in No. 17 Notre Dame on Thanksgiving night as well as wins at UCLA, Georgetown and Rutgers and a neutral site victory over Southern California. The Blue and White also notched its first national postseason win since 2006 and the first ever at home, topping Bucknell in the opening round of the NIT.

In his fifth season in West Long Branch, Rice mentored MAAC Player of the Year Justin Robinson and league Rookie of the Year Micah Seaborn, both of whom were all-conference selections along with senior Deon Jones. Robinson earned multiple national awards while setting the single-season scoring record under Rice's tutelage.

Following the 2015-16 campaign, Rice was rewarded with a contract extension, which extended his contract to 2020-21.

Rice, who was named a finalist for the 2015 Ben Jobe National Coach of the Year Award, led the Hawks to an 18-15 overall record in 2014-15 and a 13-7 mark in Metro Atlantic Athletic Conference action, which resulted in the No. 4 seed in the league postseason. The Hawks, who advanced to the conference semifinals in just their second season in the league, put a pair of guards on all-conference teams and held 26 of their opponents to 70 points or less.

In 2014-15, the Hawks placed guard Justin Robinson on the All-MAAC First Team and the NABC All-District Second Team and guard Deon Jones on the All-MAAC Third Team, while senior guard Andrew Nicholas was honored as the league's Sixth Man of the Year.

Rice, whose roster featured nine first-year players and no seniors in 2013-14, guided the Hawks into their first season in the MAAC, where the Blue & White claimed the No. 9 seed in the league's postseason. In his first two seasons in the league, Monmouth outperformed its preseason coaches poll prognostication, as the Hawks were selected sixth prior to 2014-15 and finished the regular season in a tie for third place, with eventual tournament champion Manhattan.

In 2013-14, paced by one of the highest scoring duos in program history in Jones and Nicholas, the Hawks posted an 11-21 overall record, which included the championship trophy in the regional pod of the Barclays Center Classic, and the team's highest scoring average in 13 years.

The Hawks started the 2012-13 campaign with a 5-3 record before finishing their final season in the Northeast Conference with an overall mark of 10-21 and 5-13 in league play. Monmouth, which ranked near the top of the league in steals and turnover margin, capped its season with forward Ed Waite scoring his 1,000th career point and guard Jesse Steele writing his name all over the record books in just two and a half seasons.

In his first season with the Blue and White, Rice made an immediate impact on the program, leading the Hawks to a fifth place tie in the league standings. The Hawks finished 12-20 overall, but finished the year winners of nine of their last 12 games to claim a 10-8 league mark and grab the No. 6 seed in the conference postseason, while Dion Nesmith became the 17th Monmouth player to earn NEC All-Rookie Team accolades in program history. The Hawks, who played three nationally-ranked teams during the year, and competed in the Dick's Sporting Goods NIT Season Tip-Off, initiated an up-tempo style of play, which then generated the team's highest scoring average since the 2003-04 campaign.

PROFESSIONAL COACHING EXPERIENCE

2011-Present: Head Coach, Monmouth University (West Long Branch, N.J.)

2006-2011: Assistant Coach, Vanderbilt University (Nashville, Tenn.)

2001-2004: Head Coach, Bahamian National Team

1999-2000: Assistant Coach, Providence College (Providence, R.I.)

1993-1998: Assistant Coach, Illinois State University (Normal, Ill.)

1992-1993: Assistant Coach, University of Oregon (Eugene, Ore.)

NCAA POSTSEASON APPEARANCES

As an assistant coach (8):

NCAA (Illinois State 1997, 1998, Vanderbilt 2007, 2008, 2010, 2011)

NIT (Illinois State 1995, 1996)

As a player (4):

NCAA Tournament Sweet 16 (North Carolina 1988, 1989, 1990, 1991 [Final Four])

ACC Tournament Championship Teams (1989, 1991)

As a head coach (2):

NIT (Monmouth, 2016, 2017)

Rice Year-by-Year

Year	Overall	Conf.	Notes
2011-12	12-20	10-8	NEC Tournament
2012-13	10-21	5-13	
2013-14	11-21	5-15	
2014-15	18-15	13-7	MAAC Tournament semis
2015-16	28-8	17-3	MAAC Reg. Season title
2016-17	27-7	18-2	MAAC Reg. Season title
2017-18	11-20	7-11	
2018-19	1-12	0-0	
Career Record: 118-124 (8th season)			
Career MAAC Record: 60-38 (6th season)			

Rice All-Time Opponents

Albany	1-2
Army West Point	1-1
Bethune-Cookman	1-0
Binghamton	2-0
Brown	0-1
Bryant	1-1
Bucknell	2-1
Cal State Fullerton	0-1
Canisius	7-4
Central Connecticut	2-1
Colgate	0-1
Cornell	2-0
Dayton	0-1
Drexel	2-0
Fairfield	8-3
Fairleigh Dickinson	4-0
Fordham	2-2
George Mason	0-1
George Washington	0-1
Georgetown	1-0
Georgia State	0-1
Harvard	0-1
Hofstra	2-2
Holy Cross	1-0
Iona	5-7
Kentucky	0-2
Lafayette	1-1
Lehigh	1-1
LIU Brooklyn	1-3
Manhattan	4-6
Marist	7-2
Maryland	0-2
Memphis	1-0
Mississippi Valley State	1-0
Mount St. Mary's	2-2
Navy	1-1
Niagara	9-2
North Carolina	0-2
North Carolina A&T	1-0
Notre Dame	1-1
Ole Miss	0-1
Penn	2-2
Penn State	0-1
Princeton	1-2
Quinnipiac	4-7
Rider	6-8
Robert Morris	0-5
Rutgers	1-2
Sacred Heart	1-1
Saint Francis	2-2
Saint Joseph's	0-1
Saint Peter's	5-6
Seton Hall	0-2
Siena	9-2
SMU	0-1
South Alabama	1-0
South Carolina	0-1
South Carolina State	1-0
St. Francis Brooklyn	4-2
St. John's	0-1
Syracuse	0-2
Tennessee State	1-0
Towson	0-1
UCLA	1-0
UConn	0-1
UNC Asheville	0-1
USC	1-1
Valparaiso	0-1
Vanderbilt	0-1
Villanova	0-2
Virginia	0-1
Virginia Tech	0-1
Wagner	3-5
West Virginia	0-2
Yale	1-1
ALL-TIME	118-124

18-19 MONMOUTH HIGHS AND LOWS

		Monmouth	Opponents
Points 1st Half	High Low	43 at Hofstra (12/5/18) 22, three times; last at Bucknell (12/1/18)	52, Cal State Fullerton (11/18/18) 20, Princeton (11/24/18)
Points 2nd Half	High Low	41 vs. Cal State Fullerton (11/18/18) 21 at Bucknell (12/1/18)	53, Colgate (11/9/18) 30, Hofstra (12/5/18)
Total Points	High Low	76 at Penn (12/31/18) 43 at Bucknell (12/1/18)	90, Kentucky (11/28/18) 60, Princeton (11/24/18)
FG Made	High Low	28 at Hofstra (12/5/18) 16, twice; last at Kentucky (11/28/18)	30, Kentucky (11/28/18) 21, four times; last Albany (12/8/18)
FG Attempted	High Low	62 at Penn (12/31/18) 42 vs. Princeton (11/24/18)	68, Saint Joseph's (11/12/18) 46, twice; last Albany (12/8/18)
FG Percentage	High Low	50.9 at Hofstra (12/5/18) 27.6 at Kentucky (11/28/18)	56.6, Kentucky (11/28/18) 34.9, Penn (12/31/18)
3-Pt. FG Made	High Low	8 at Hofstra (12/5/18) 1 vs. Yale (12/20/18)	14, Albany (12/8/18) 6, West Virginia (11/15/18)
3-Pt. FG Att.	High Low	21, twice; last vs. Cal State Fullerton (11/18/18) 11 vs. Yale (12/20/18)	34, twice; last Penn (12/31/18) 22, Valparaiso (11/16/18)
3-Pt. FG Pct.	High Low	42.1 at Hofstra (12/5/18) 9.1 vs. Yale (12/20/18)	52.2, Hofstra (12/5/18) 24.1, Saint Joseph's (11/12/18)
FT Made	High Low	24, twice; vs. Cal State Fullerton (11/18/18) 6 at Bucknell (12/1/18)	26, Albany (12/8/18) 7, Valparaiso (11/16/18)
FT Attempted	High Low	29 vs. Cal State Fullerton (11/18/18) 9 vs. Valparaiso (11/16/18)	37, West Virginia (11/15/18) 13, twice; last Princeton (11/24/18)
FT Percentage	High Low	85.7 at Colgate (11/9/18) 40.0 at Bucknell (12/1/18)	87.0, Kentucky (11/28/18) 53.8, Valparaiso (11/16/18)
Off. Rebounds	High Low	19 at Albany (12/8/18) 2 at Saint Joseph's (11/12/18)	19, Penn (12/31/18) 5, Bucknell (12/1/18)
Def. Rebounds	High Low	29, twice; last at Penn (12/31/18) 12 at Kentucky (11/28/18)	36, Lehigh (11/6/18) 18, twice; last Hofstra (12/5/18)
Total Rebounds	High Low	47 at Penn (12/31/18) 25 at Kentucky (11/28/18)	47, Lehigh (11/6/18) 27, three times; last Albany (12/8/18)
Assists	High	17 at Hofstra (12/5/18)	17, 3x; last Yale (12/20/18)
Blocked Shots	High	5, twice; at Saint Joseph's (11/12/18)	8, West Virginia (11/15/18)
Steals	High	10, twice; last vs. Cal State Fullerton (11/18/18)	12, Penn (12/31/18)
Turnovers	High Low	19 vs. Cal State Fullerton (11/18/18) 10 at Saint Joseph's (11/12/18)	19, Colgate (11/9/18) 6, Saint Joseph's (11/12/18)

18-19 MONMOUTH INDIVIDUAL HIGHS/LOWS

Individual Highs

Points
Points by a Non-Starter
Field Goals Made
Field Goals Attempted
Free Throws Made
Free Throws Attempted
Free Throw Pct. (min 6)
3-Pt. FG Made
3-Pt. FG Attempted
Rebounds
Blocked Shots
Assists
Steals

Monmouth

25, Ray Salnave at Albany (12/8/18)
19, Diago Quinn at Penn (12/31/18)
9, Ray Salnave at Albany (12/8/18)
23, Ray Salnave at Albany (12/8/18)
7, Diago Quinn at Penn (12/31/18)
9, Diago Quinn at Penn (12/31/18)
100.0 (5-5), twice; last Louie Pillari vs. Princeton (11/24/18)
4, Deion Hammond, 3x; last at Hofstra (12/5/18)
11, Deion Hammond vs. Lehigh (11/6/18)
14, Diago Quinn at Penn (12/31/18)
2, 4x; last Diago Quinn at Penn (12/31/18)
7, twice; last Ray Salnave at Hofstra (12/5/18)
5, Nick Rutherford vs. West Virginia (11/15/18)

Opponents

40, Khalil Ahmad, Cal State Fullerton (11/18/18)
14, twice; last Azar Swain, Yale (12/20/18)
13, Khalil Ahmad, Cal State Fullerton (11/18/18)
23, Justin Wright-Foreman, Hofstra (12/5/18)
11, Ahmad Clark, Albany (12/8/18)
13, AJ Brodeur, Penn (12/31/18)
6-6 (100.0), Antonio Woods, Penn (12/31/18)
8, Khalil Ahmad, Cal State Fullerton (11/18/18)
13, Khalil Ahmad, Cal State Fullerton (11/18/18)
12, Antonio Woods, Penn (12/31/18)
4, 3x; last Jordan Bruner, Yale (12/20/18)
7, twice; last Jimmy Sotos, Bucknell (12/1/18)
5, Tyler Herro, Kentucky (11/28/18)

MONMOUTH STARTING LINEUPS

DATE	OPPONENT	RESULT	GUARD	GUARD	GUARD	GUARD/FORWARD	CENTER
10.27	Caldwell (Exh.)	W, 85-84	Rutherford	Hammond	Salnave	McClary	Traore
11.06	Lehigh	L, 61-85	Rutherford	Hammond	Salnave	McClary	Traore
11.09	at Colgate	L, 74-87	Rutherford	Hammond	Salnave	McClary	Traore
11.12	at Saint Joseph's	L, 63-78	Rutherford	Hammond	Salnave	Pillari	Traore
11.15	vs. West Virginia	L, 53-71	Rutherford	Hammond	Salnave	Pillari	Traore
11.16	vs. Valparaiso	L, 53-64	Rutherford	Hammond	Salnave	Pillari	Traore
11.18	vs. Cal State Fullerton	L, 63-87	Rutherford	Hammond	Salnave	McClary	Traore
11.24	Princeton	L, 57-60	Rutherford	Hammond	Salnave	Pillari	Traore
11.28	at Kentucky	L, 44-90	Rutherford	Hammond	Salnave	McClary	Traore
12.01	at Bucknell	L, 43-65	Salnave	Hammond	McClary	Traore	Quinn
12.05	at Hofstra	L, 73-75	Salnave	Hammond	McClary	Traore	Rutty
12.08	at Albany	L, 63-82	Salnave	Hammond	McClary	Traore	Rutty
12.20	Yale	L, 58-66	Salnave	Pillari	McClary	Traore	Rutty
12.31	at Penn	W, 76-74	Salnave	Hammond	McClary	Traore	Rutty

Record by Lineup

Salnave-Hammond-McClary-Traore-Rutty	1-2
Rutherford-Hammond-Salnave-McClary-Traore	0-4
Rutherford-Hammond-Salnave-Pillari-Traore	0-4
Salnave-Pillari-McClary-Traore-Rutty	0-1
Salnave-Hammond-McClary-Traore-Quinn	0-1

Monmouth's 2018-19 Record When...

Plays at home	0-3	Plays in November	0-8
Plays on the road	1-6	Plays in December	1-4
Plays at neutral site	0-3	Plays in January	0-0
Games following win	0-0	Plays in February	0-0
Games following loss.....	1-11	Plays in March.....	0-0
Leads at half	0-4	Plays during the day.....	1-3
Trails at half.....	1-8	Plays at night.....	0-9
Tied at half	0-0	Plays on Sunday.....	0-1
Overtime games.....	1-0	Plays on Monday.....	1-1
Shoots 50% or higher	0-1	Plays on Tuesday	0-1
Shoots less than 50%	1-11	Plays on Wednesday.....	0-2
Opp. shoots 50% or less.....	1-10	Plays on Thursday.....	0-2
Shoots better than opp.....	1-2	Plays on Friday	0-2
Shoots worse than opp.....	0-10	Plays on Saturday.....	0-3
Outrebounds opponent.....	1-4	Margin is 5 pts or less	1-2
Is outrebounded.....	0-7	Margin is 10 pts or less.....	0-1
Has equal rebounds	0-1	Margin is between 11-20	0-5
More TOs.....	1-7	Margin is more than 20.....	0-4
Equal or less TOs than opp	0-5	Has a 20+ scorer.....	0-3
Equal or more bench pts.....	1-9	Scores 59 points or less.....	0-5
Less bench pts.	0-3	Scores 60+ points	1-6
Makes 5+ 3-Pt. Shots	1-5	Scores 70+ points	1-2
No MU player fouls out.....	0-7	Scores 80+ points	0-0
1+ MU player fouls out.....	1-5	Scores 90+ points	0-0
Has 15+ assists	0-2	Scores 100+ points.....	0-0

Monmouth Media Services

In-Season Interview Policy: Requests for Coach Rice and Monmouth players must be made at least 24 hours in advance. All interviews must be coordinated through the Monmouth Office of Athletics Communications.

Practice: Practices are open to accredited members of the media with prior arrangements through the Office of Communications. Shooting of video and still photos is limited to the first 20 minutes of each practice unless other arrangements are made through Athletics Communications. Monmouth players are unavailable on gamedays until the post-game press conference.

Post-Game Press Conference: Post-game press conferences begin approximately 10 minutes after the conclusion of each game. A member of the Monmouth Athletics Communications staff will escort Monmouth head coach King Rice and requested players to the media room in the OceanFirst Bank Center. The opposing coach and players (if requested) will also be brought to the media room after Coach Rice.

Media Credentials: Arrangements for media credentials for Monmouth home basketball games must be made through the Monmouth Athletics Communications office. Requests by accredited media members should be submitted through Gary Kowal. Credentials must be requested at least 48 hours prior to requested game.

Social Media: Monmouth Basketball is active on Twitter (@MonmouthBBall), Facebook (Monmouth Basketball), Instagram (@MonmouthMensBball), Snapchat (MUHawks), and YouTube (YouTube.com/MonmouthHawks). Use the hashtag #FlyHawks for social interaction.

Contact: Gary Kowal, Monmouth Athletics Communications
E-mail: gkowal@monmouth.edu **Cell:** 732-861-0741

THE HOME OF THE HAWKS

Prior to the 2016-17 season, the arena formerly known as The MAC was renamed the OceanFirst Bank Center thanks to a naming rights deal with OceanFirst Bank. MU Basketball enters its eighth season in the building after playing previously in Boylan Gymnasium. Monmouth University ushered in a new era in the school's history with the completion and opening of the long anticipated arena in the Fall of 2009. It not only serves the school's 23 Division I Athletics programs, but is also a key asset for the entire University community. The facility features classroom and seminar space and a conference center that can be used for meetings, or be partitioned and used for study hall, clinics or workshops. The gym, which features a state-of-the-art fitness center, is also the location of the Leon Hess Champions' Hall, Monmouth Athletics Hall of Fame and Varsity Club, which will be used for hospitality for Blue/White Club members. Student lounges and study areas with complete wireless Internet access are also available.

The OceanFirst Bank Center, which is connected to Boylan Gym and the Steadman Natatorium, is 153,200 square feet of space for students and the community to utilize in many different capacities. It's most prominent feature is the 4,000 seat arena, which is the nest for the Monmouth men's and women's basketball programs. The arena also features a six-lane, 200-meter indoor track, which can be used for training and competition all year long. A fitness center with state-of-the-art strength and cardiovascular equipment is also housed here.

The arena provides varsity athletes & coaches with meeting facilities, locker rooms, practice and competition facilities & expanded and upgraded amenities. The University Bookstore was also relocated from the Stafford Student Center, which will improve accessibility for commuting students, and the additional square footage will enable the stocking of a greater variety of merchandise.

In the summer of 2011, with funds raised through private donations, Monmouth's varsity athletics weight room was given a \$200,000 overhaul.

Renovations, which began in June and were funded entirely by the generous donations of Monmouth supporters, included a brand new Mondo floor, replaced HVAC system, new lights and a fresh paint job. The aesthetics of the room were improved with MU branded wall decorations.





RAY SALNAVE

R-Sophomore • Guard • 6-3 • 205
Elmont, NY • Benjamin N. Cardozo

	2018-19	Career
Games Played	13	43
Games Started	13	29
Double-Doubles	0	0
Double-Digit Scoring Games	8	20
20-Point Scoring Games	2	3

0

Salnave's Career-Highs

Points	25 at Albany, 12/8/18
Rebounds	9 vs. Princeton, 11/24/18
Assists	7 at Hofstra, 12/5/18
Blocks	2 at Saint Peter's, 12/31/17
Steals	5 at Manhattan, 2/10/18
Minutes	40 at Hofstra, 12/5/18
FGM	9 at Albany, 12/5/18
3FGM	3 • three times • last at Penn, 12/31/18
FTs	12 vs. Saint Peter's, 2/13/18

2018-19 Game-by-Game

	FG	3FG	FT	REB	PF	TP	A	TO	S	B	Min
vs. Lehigh	* 1-5	0-3	0-0	0-0-0	4	2	6	1	4		120:17
at Colgate	* 6-12	1-4	3-3	1-3-4	3	16	3	2	2		025:40
at Saint Joseph's	* 5-9	1-3	3-5	0-4-4	4	14	2	2	0		029:44
vs. West Virginia	* 1-2	0-0	0-0	1-2-3	5	2	0	4	0		010:00
vs. Valparaiso	* 2-7	1-3	2-2	1-1-2	0	7	0	2	1		019:00
vs. CS Fullerton	* 2-7	0-2	0-0	0-3-3	4	4	1	1	1		025:00
vs. Princeton	* 4-7	1-3	3-4	2-7-9	4	12	3	1	1		132:40
at Kentucky	* 5-17	0-2	4-5	2-2-4	3	14	2	3	1		038:00
at Bucknell	* 3-5	1-2	1-1	0-2-2	5	8	0	1	1		022:06
at Hofstra	* 8-15	3-8	3-5	0-5-5	2	22	7	4	3		040:00
at Albany	* 9-23	2-9	5-7	3-4-7	3	25	4	5	1		039:00
vs. Yale	* 5-14	0-2	5-6	3-4-7	4	15	1	3	2		029:49
at Penn	* 5-8	3-4	4-6	2-2-4	2	17	2	4	2		027:11



MELIK MARTIN

Sophomore • Forward • 6-6 • 200
York, PA • York Catholic

	2018-19	Career
Games Played	12	43
Games Started	0	9
Double-Doubles	0	0
Double-Digit Scoring Games	1	4
20-Point Scoring Games	0	0


2

Martin's Career-Highs

Points	17 vs. Niagara, 2/4/18
Rebounds	8 vs. Bucknell, 11/10/17
Assists	5 at Iona, 2/8/18
Blocks	2 • two times • last vs. Rider, 2/22/18
Steals	2 • three times • last vs. Yale, 12/20/18
Minutes	50 vs. Penn, 11/25/17
FGM	5 • two times • last vs. Niagara, 2/4/18
3FGM	3 vs. Niagara, 2/4/18
FTs	4 • two times • last vs. Cal State Fullerton, 11/18/18

2018-19 Game-by-Game

	FG	3FG	FT	REB	PF	TP	A	TO	S	B	Min
vs. Lehigh	2-4	0-0	0-1	1-2-3	4	4	1	0	0		119:04
at Colgate	0-0	0-0	0-0	1-0-1	2	0	0	1	0		08:54
at Saint Joseph's	3-4	1-1	0-0	0-1-1	3	7	0	0	0		121:02
vs. West Virginia	1-3	0-0	0-0	1-2-3	3	2	0	0	1		018:00
vs. Valparaiso	1-1	0-0	0-0	1-0-1	1	2	0	0	0		013:00
vs. CS Fullerton	3-4	0-1	4-4	2-1-3	3	10	0	1	0		016:00
vs. Princeton	0-3	0-1	0-1	1-0-1	1	0	0	2	0		09:31
at Kentucky	3-6	1-3	0-0	2-2-4	1	7	0	1	0		021:00
at Bucknell	0-1	0-0	0-0	0-0-0	0	0	4	0	0		010:28
at Hofstra	0-0	0-0	0-0	0-0-0	0	0	0	0	0		02:05
at Albany				DNP							
vs. Yale	3-3	1-1	2-2	0-0-0	3	9	0	0	2		115:57
at Penn	2-4	1-2	1-2	0-1-1	4	6	1	0	0		021:19



DEION HAMMOND

Sophomore • Guard • 6-4 • 200
Mitchellville, MD • Riverdale Baptist

	2018-19	Career
Games Played	12	43
Games Started	12	35
Double-Doubles	0	0
Double-Digit Scoring Games	7	27
20-Point Scoring Games	1	2

3

Hammond's Career-Highs

Points	24 vs. Marist, 1/27/18
Rebounds	7 at Siena, 2/18/18
Assists	3 at Fairfield, 2/24/18
Blocks	2 vs. Marist, 1/27/18
Steals	3 • two times • last vs. Cal State Fullerton, 11/18/18
Minutes	43 at Siena, 2/18/18
FGM	9 vs. Marist, 1/27/18
3FGM	5 • three times • last at Manhattan, 2/10/18
FTs	7 vs. Siena, 1/25/18

2018-19 Game-by-Game

		FG	3FG	FT	REB	PF	TP	A	TO	S	B	Min
vs. Lehigh	*	7-16	4-11	3-3	0-1-1	0	21	0	3	0	125:29	
at Colgate	*	4-13	4-8	2-2	0-4-4	3	14	2	2	0	130:44	
at Saint Joseph's	*	5-13	1-8	1-1	1-4-5	2	12	1	0	0	030:34	
vs. West Virginia	*	3-8	2-5	2-4	0-0-0	3	10	1	1	0	024:00	
vs. Valparaiso	*	2-8	1-5	3-5	0-2-2	3	8	1	2	0	029:00	
vs. CS Fullerton	*	4-15	2-10	5-5	0-4-4	1	15	2	1	3	028:00	
vs. Princeton	*	3-7	2-3	2-3	0-0-0	4	10	1	5	0	029:02	
at Kentucky	*	0-5	0-4	0-0	1-0-1	2	0	1	1	0	018:00	
at Bucknell	*	3-12	2-5	0-0	0-2-2	0	8	2	2	0	024:05	
at Hofstra	*	5-11	4-8	0-0	0-2-2	4	14	2	2	1	018:51	
at Albany	*	3-11	1-6	0-0	1-3-4	3	7	1	3	1	126:00	
vs. Yale					DNP							
at Penn	*	1-4	0-3	0-0	1-1-2	2	2	1	1	2	017:57	



MUSTAPHA TRAORE

RS-Junior • Forward • 6-8 • 210
Philadelphia, PA • The Phelps School

	2018-19	Career
Games Played	13	71
Games Started	13	31
Double-Doubles	0	1
Double-Digit Scoring Games	4	6
20-Point Scoring Games	0	0

4

Traore's Career-Highs

Points	14 vs. Valparaiso, 11/16/18
Rebounds	12 vs. Yale, 12/20/18
Assists	3 • two times • last at Manhattan, 2/10/18
Blocks	2 • two times • last at Niagara, 1/12/18
Steals	2 • six times • last at Saint Joseph's, 11/12/18
Minutes	33 vs. Penn, 11/25/17
FGM	7 vs. Valparaiso, 11/16/18
3FGM	n/a
FTs	4 vs. Princeton, 11/24/18

2018-19 Game-by-Game

		FG	3FG	FT	REB	PF	TP	A	TO	S	B	Min
vs. Lehigh	*	1-4	0-0	3-4	1-4-5	1	5	1	3	1	1	119:42
at Colgate	*	1-6	0-0	1-4	3-1-4	3	3	0	3	2	0	025:57
at Saint Joseph's	*	5-10	0-0	2-6	0-4-4	3	12	1	1	0	0	224:06
vs. West Virginia	*	3-4	0-0	0-0	1-0-1	2	6	0	0	1	0	014:00
vs. Valparaiso	*	7-7	0-0	0-0	2-1-3	3	14	1	2	1	0	021:00
vs. CS Fullerton	*	0-3	0-0	0-0	2-7-9	4	0	1	4	0	0	018:00
vs. Princeton	*	3-7	0-0	4-4	3-3-6	1	10	0	3	1	0	031:10
at Kentucky	*	2-4	0-0	0-0	1-0-1	5	4	0	1	0	0	09:00
at Bucknell	*	4-8	0-0	0-2	3-7-10	3	8	2	2	0	0	127:35
at Hofstra	*	3-5	0-0	3-3	2-3-5	0	9	2	2	1	0	032:04
at Albany	*	5-7	0-0	0-0	5-2-7	4	10	0	2	0	0	028:00
vs. Yale	*	3-7	0-0	0-1	4-8-12	2	6	0	1	1	0	029:57
at Penn	*	4-9	0-0	1-1	5-0-5	5	9	0	2	1	0	026:18



NICK RUTHERFORD

RS-Junior • Guard • 6-3 • 185
Indianapolis, IN • Allen • Florida Atlantic

	2018-19	Career*
Games Played	13	13
Games Started	8	8
Double-Doubles	0	0
Double-Digit Scoring Games	0	0
20-Point Scoring Games	0	0

*Career stats do not reflect time at FAU

5

Rutherford's Career-Highs

Points	9 • two times • last vs. Princeton, 11/24/18
Rebounds	8 vs. Princeton, 11/24/18
Assists	7 vs. West Virginia, 11/15/18
Blocks	1 • three times • last at Kentucky, 11/28/18
Steals	5 vs. West Virginia, 11/15/18
Minutes	36 vs. West Virginia, 11/15/18
FGM	3 • three times • last at Albany, 12/8/18
3FGM	1 • three times • last at Albany, 12/8/18
FTs	4 • two times • last at Colgate, 11/9/18

2018-19 Game-by-Game

	FG	3FG	FT	REB	PF	TP	A	TO	S	B	Min
vs. Lehigh	* 0-2	0-0	4-4	0-4-4	0	4	0	0	0	1	19:29
at Colgate	* 2-3	0-0	4-4	1-5-6	4	8	3	1	0	0	19:10
at Saint Joseph's	* 2-6	0-2	0-0	1-6-7	1	4	2	4	1	1	33:57
vs. West Virginia	* 3-8	1-2	2-4	0-4-4	2	9	7	6	5	0	36:00
vs. Valparaiso	* 2-8	0-1	0-0	0-3-3	1	4	1	1	1	0	29:00
vs. CS Fullerton	* 2-5	1-2	0-0	0-2-2	3	5	2	3	0	0	25:00
vs. Princeton	* 3-5	0-2	3-4	0-8-8	1	9	2	3	1	0	32:09
at Kentucky	* 0-4	0-1	0-0	1-5-6	1	0	0	4	2	2	26:00
at Bucknell	1-3	0-1	0-0	0-5-5	1	2	1	2	0	0	15:28
at Hofstra	0-4	0-1	0-0	0-2-2	1	0	2	1	1	0	17:10
at Albany	3-6	1-2	1-2	1-5-6	3	8	2	2	2	0	24:00
vs. Yale	1-4	0-1	1-2	0-5-5	2	3	4	1	0	0	20:51
at Penn	1-4	0-0	0-0	0-2-2	2	2	2	1	0	0	21:02



TREVON GROSS JR.

Graduate • Guard • 6-3 • 205
Jackson, NJ • St. Benedict's • Virginia

	2018-19	Career*
Games Played	7	7
Games Started	0	0
Double-Doubles	0	0
Double-Digit Scoring Games	0	0
20-Point Scoring Games	0	0

*Career stats do not reflect time at Virginia

10

Gross Jr's Career-Highs

Points	3 at Saint Joseph's, 11/12/18
Rebounds	1 vs. Lehigh, 11/6/18
Assists	n/a
Blocks	n/a
Steals	2 vs. Lehigh, 11/6/18
Minutes	9 vs. Lehigh, 11/6/18
FGM	1 • two times • last vs. Valparaiso, 11/16/18
3FGM	1 at Saint Joseph's, 11/12/18
FTs	n/a

2018-19 Game-by-Game

	FG	3FG	FT	REB	PF	TP	A	TO	S	B	Min
vs. Lehigh	0-1	0-0	0-0	0-1-1	1	0	0	1	2	0	8:58
at Colgate				DNP							
at Saint Joseph's	1-1	1-1	0-0	0-0-0	0	3	0	0	0	0	3:29
vs. West Virginia	0-0	0-0	0-0	0-0-0	0	0	0	0	0	0	1:00
vs. Valparaiso	1-3	0-2	0-0	0-0-0	1	2	0	0	0	0	4:00
vs. CS Fullerton	0-0	0-0	0-0	0-0-0	0	0	0	1	0	0	6:00
vs. Princeton	0-0	0-0	0-0	0-0-0	0	0	0	0	0	0	1:38
at Kentucky	0-0	0-0	0-0	0-0-0	0	0	0	0	0	0	1:00
at Bucknell				DNP							
at Hofstra				DNP							
at Albany				DNP							
vs. Yale				DNP							
at Penn				DNP							



GEORGE PAPAS

Sophomore • Guard • 6-5 • 175
Jersey City, NJ • Union Catholic

	2018-19	Career
Games Played	11	30
Games Started	0	1
Double-Doubles	0	0
Double-Digit Scoring Games	0	1
20-Point Scoring Games	0	0

11

Papas' Career-Highs

Points	16 vs. Penn, 11/25/17
Rebounds	6 at UNC Asheville, 11/22/17
Assists	4 at Saint Joseph's, 11/12/18
Blocks	1 • three times • last vs. Yale, 12/20/18
Steals	2 • four times • last at Bucknell, 12/1/18
Minutes	40- vs. Penn, 11/25/17
FGM	5 vs. Penn, 11/25/17
3FGM	3 at UNC Asheville, 11/22/17
FTs	4 • two times • vs. Lehigh, 11/6/18

2018-19 Game-by-Game

	FG	3FG	FT	REB	PF	TP	A	TO	S	B	Min
vs. Lehigh	1-6	0-5	4-5	0-3-3	1	6	2	2	1	0	18:18
at Colgate	1-4	1-4	0-0	0-0-0	3	3	0	0	2	1	13:02
at Saint Joseph's	1-2	0-1	0-0	0-0-0	2	2	4	0	1	0	8:37
vs. West Virginia	1-5	1-3	3-5	0-2-2	0	6	1	0	2	0	25:00
vs. Valparaiso	2-6	1-3	0-0	0-0-0	0	5	3	0	2	1	5:00
vs. CS Fullerton	0-3	0-3	0-0	0-1-1	0	0	0	0	1	0	7:00
vs. Princeton	0-1	0-1	0-0	0-0-0	0	0	0	0	0	0	4:30
at Kentucky	1-4	0-3	0-0	0-0-0	2	2	0	0	1	0	12:00
at Bucknell	0-6	0-6	1-2	0-1-1	0	1	0	0	2	0	12:30
at Hofstra				DNP							
at Albany				DNP							
vs. Yale	3-8	0-4	1-1	0-3-3	0	7	0	1	1	1	15:35
at Penn	0-3	0-2	0-0	0-2-2	0	0	0	0	0	0	10:27



MARCUS MCCLARY

Sophomore • Guard • 6-3 • 195
Linden, NJ • The Patrick School

	2018-19	Career
Games Played	13	44
Games Started	9	12
Double-Doubles	0	0
Double-Digit Scoring Games	0	0
20-Point Scoring Games	0	0

13

McClary's Career-Highs

Points	9 at Manhattan, 2/10/18
Rebounds	5 at Colgate, 11/9/18
Assists	3 at Colgate, 11/9/18
Blocks	1 at Colgate, 11/9/18
Steals	2 at Manhattan, 2/10/18
Minutes	30 at Colgate, 1/9/18
FGM	4 at Manhattan, 2/10/18
3FGM	1 • two times • last at Siena, 2/18/18
FTs	3 • two times • last vs. Yale, 12/20/18

2018-19 Game-by-Game

	FG	3FG	FT	REB	PF	TP	A	TO	S	B	Min
vs. Lehigh	* 2-5	0-0	0-0	1-2-3	5	4	0	2	1	0	18:19
at Colgate	* 3-5	0-0	2-3	3-2-5	1	8	3	4	1	1	29:46
at Saint Joseph's	1-1	0-0	0-0	0-0-0	1	2	1	0	0	0	3:27
vs. West Virginia	0-3	0-0	0-0	2-0-2	3	0	1	0	0	0	7:00
vs. Valparaiso	0-0	0-0	0-0	0-2-2	2	0	0	0	1	0	13:00
vs. CS Fullerton	* 0-1	0-0	1-2	0-1-1	3	1	0	1	1	0	9:00
vs. Princeton	0-0	0-0	0-0	1-0-1	0	0	0	0	0	0	4:41
at Kentucky	* 2-4	0-0	0-2	2-1-3	2	4	0	1	1	0	12:00
at Bucknell	* 1-3	0-0	0-1	1-0-1	2	2	1	2	0	0	18:17
at Hofstra	* 1-1	0-0	0-0	1-0-1	3	2	2	1	0	0	21:20
at Albany	* 0-1	0-0	0-0	1-2-3	2	0	1	2	1	0	20:00
vs. Yale	* 2-2	0-0	3-4	0-0-0	1	7	0	2	0	0	17:09
at Penn	* 0-2	0-0	2-2	0-3-3	2	2	2	3	0	0	21:00



DAVE CALLOWAY JR.

Freshman • Guard • 6-0 • 170
Neptune, NJ • St. Rose

	2018-19	Career
Games Played	3	3
Games Started	0	0
Double-Doubles	0	0
Double-Digit Scoring Games	0	0
20-Point Scoring Games	0	0

14

Calloway's Career-Highs

Points	3 • two times • last at Kentucky, 11/28/18
Rebounds	n/a
Assists	n/a
Blocks	n/a
Steals	n/a
Minutes	2 • three times • last at Kentucky, 11/28/18
FGM	1 • two times • last at Kentucky, 11/28/18
3FGM	1 • two times • last at Kentucky, 11/28/18
FTs	n/a

2018-19 Game-by-Game

	FG	3FG	FT	REB	PF	TP	A	TO	S	B	Min
vs. Lehigh				DNP							
at Colgate				DNP							
at Saint Joseph's				DNP							
vs. West Virginia	1-2	1-2	0-0	0-0-0	1	3	0	0	0	0	2:00
vs. Valparaiso	0-0	0-0	0-0	0-0-0	0	0	0	0	0	0	2:00
vs. CS Fullerton				DNP							
vs. Princeton				DNP							
at Kentucky	1-1	1-1	0-0	0-0-0	0	0	0	0	0	0	2:00
at Bucknell				DNP							
at Hofstra				DNP							
at Albany				DNP							
vs. Yale				DNP							
at Penn				DNP							



MIKE JAMES JR.

Freshman • Guard • 6-0 • 170
West Hempstead, NY • Malverne

	2018-19	Career
Games Played	1	1
Games Started	0	0
Double-Doubles	0	0
Double-Digit Scoring Games	0	0
20-Point Scoring Games	0	0

15

James' Career-Highs

Points	n/a
Rebounds	n/a
Assists	n/a
Blocks	n/a
Steals	n/a
Minutes	2 vs. Valparaiso, 11/16/18
FGM	n/a
3FGM	n/a
FTs	n/a

2018-19 Game-by-Game

	FG	3FG	FT	REB	PF	TP	A	TO	S	B	Min
vs. Lehigh				DNP							
at Colgate				DNP							
at Saint Joseph's				DNP							
vs. West Virginia				DNP							
vs. Valparaiso	0-1	0-0	0-0	0-0-0	0	0	0	0	0	0	2:00
vs. CS Fullerton				DNP							
vs. Princeton				DNP							
at Kentucky				DNP							
at Bucknell				DNP							
at Hofstra				DNP							
at Albany				DNP							
vs. Yale				DNP							
at Penn				DNP							



NIKKEI RUTTY

Freshman • Forward • 6-8 • 225
New Rochelle, NY • Trinity-Pawling

	2018-19	Career
Games Played	11	11
Games Started	4	4
Double-Doubles	0	0
Double-Digit Scoring Games	0	0
20-Point Scoring Games	0	0

Rutty's Career-Highs

Points	6 vs. Cal State Fullerton, 11/18/18
Rebounds	5 vs. Yale, 12/20/18
Assists	1 • three times • last vs. Yale, 12/20/18
Blocks	1 vs. West Virginia, 11/15/18
Steals	1 • three times • last at Penn, 12/31/18
Minutes	25 at Albany, 12/8/18
FGM	2 vs. Lehigh, 11/6/18
3FGM	n/a
FTs	6 vs. Cal State Fullerton, 11/18/18

2018-19 Game-by-Game

	FG	3FG	FT	REB	PF	TP	A	TO	S	B	Min
vs. Lehigh	2-3	0-0	0-1	0-3-3	2	4	1	1	0	0	17:16
at Colgate	0-1	0-0	0-0	1-1-2	1	0	0	0	0	0	7:27
at Saint Joseph's	0-0	0-0	0-0	0-0-0	0	0	0	0	1	0	3:12
vs. West Virginia	1-1	0-0	2-2	2-2-4	2	4	0	1	0	0	11:00
vs. Valparaiso	0-1	0-0	2-2	2-1-3	0	2	0	1	0	0	15:00
vs. CS Fullerton	0-1	0-0	6-8	0-1-1	0	6	0	0	0	0	9:00
vs. Princeton				DNP							
at Kentucky				DNP							
at Bucknell	0-0	0-0	2-6	1-0-1	1	2	0	1	0	0	11:44
at Hofstra	* 1-3	0-0	0-0	2-2-4	3	2	0	2	1	0	21:30
at Albany	* 1-4	0-0	0-4	1-1-2	4	2	1	1	0	0	25:00
vs. Yale	* 1-4	0-0	3-6	3-2-5	3	5	1	1	0	0	19:37
at Penn	* 1-2	0-0	0-0	1-1-2	3	2	0	0	1	0	16:55



LOUIE PILLARI

RS-Junior • Guard • 6-6 • 200
Tinton Falls, NJ • Christian Brothers Academy

	2018-19	Career
Games Played	13	74
Games Started	5	13
Double-Doubles	0	0
Double-Digit Scoring Games	3	15
20-Point Scoring Games	0	2

Pillari's Career-Highs

Points	23 at Yale, 12/22/17
Rebounds	6 • two times • last at Bucknell, 12/1/18
Assists	3 • four times • last vs. Cal State Fullerton, 11/18/18
Blocks	1 • 12 times • last at Bucknell, 12/1/18
Steals	2 • two times • last vs. Saint Peter's, 2/13/18
Minutes	38 vs. Princeton, 11/24/18
FGM	9 at Yale, 12/22/17
3FGM	5 at Yale, 12/22/17
FTs	6 vs. Niagara, 3/3/17

2018-19 Game-by-Game

	FG	3FG	FT	REB	PF	TP	A	TO	S	B	Min
vs. Lehigh	2-6	0-2	1-2	0-1-1	1	5	0	2	0	0	15:06
at Colgate	3-8	0-2	4-4	0-1-1	2	10	1	2	0	0	11:20
at Saint Joseph's	* 2-4	0-2	1-2	0-2-2	1	5	1	1	1	0	23:07
vs. West Virginia	* 3-9	2-6	0-1	1-4-5	3	8	3	4	1	0	13:00
vs. Valparaiso	* 2-5	1-4	0-0	0-3-3	2	5	0	1	0	0	19:00
vs. CS Fullerton	0-3	0-3	3-4	1-2-3	1	3	3	2	0	0	11:00
vs. Princeton	* 3-9	2-7	5-5	0-4-4	2	13	0	1	1	0	37:58
at Kentucky	1-5	0-2	0-0	0-0-0	0	2	0	0	0	0	11:00
at Bucknell	0-3	0-1	0-0	1-5-6	2	0	2	3	0	0	14:40
at Hofstra	4-7	1-2	0-0	0-1-1	2	9	2	1	0	0	20:34
at Albany	2-4	1-3	2-2	0-0-0	2	7	1	0	1	0	13:00
vs. Yale	* 1-10	0-3	0-0	0-2-2	1	2	2	0	1	0	22:07
at Penn	6-11	1-2	0-0	0-3-3	1	13	2	1	0	0	22:19



SAMUEL CHAPUT

Freshman • Guard • 6-0 • 175
Longueuil, Quebec • St. Anthony's (TX)

	2018-19	Career
Games Played	10	10
Games Started	0	0
Double-Doubles	0	0
Double-Digit Scoring Games	0	0
20-Point Scoring Games	0	0

Chaput's Career-Highs

Points	6 vs. Lehigh, 11/6/18
Rebounds	4 at Penn, 12/31/18
Assists	1 • three times • last at Kentucky, 11/28/18
Blocks	n/a
Steals	1 • three times • last at Kentucky, 11/28/18
Minutes	19 vs. Cal State Fullerton, 11/18/18
FGM	1 • three times • last at Penn, 12/31/18
3FGM	n/a
FTs	4 • two times • last at Colgate, 11/9/18

2018-19 Game-by-Game

	FG	3FG	FT	REB	PF	TP	A	TO	S	B	Min
vs. Lehigh	1-2	0-0	4-4	0-1-1	3	6	0	0	0	0	012:23
at Colgate	0-1	0-0	4-4	0-0-0	0	4	1	0	1	0	013:38
at Saint Joseph's	0-0	0-0	0-0	0-0-0	0	0	0	0	0	0	06:03
vs. West Virginia	0-1	0-0	0-0	0-0-0	1	0	0	1	0	0	06:00
vs. Valparaiso	0-2	0-0	0-0	0-1-1	0	0	0	1	0	0	09:00
vs. CS Fullerton	1-2	0-0	0-0	0-0-0	0	2	0	1	1	0	019:00
vs. Princeton	0-1	0-0	0-0	0-0-0	0	0	1	0	0	0	07:51
at Kentucky	0-3	0-0	0-1	0-0-0	1	0	1	2	1	0	014:00
at Bucknell	0-0	0-0	0-0	0-1-1	0	0	0	0	0	0	02:26
at Hofstra				DNP							
at Albany				DNP							
vs. Yale				DNP							
at Penn	1-1	0-0	2-3	0-4-4	1	4	0	2	0	0	09:07



DIAGO QUINN

Senior • Forward • 6-9 • 255
New York, NY • Lake Forest Academy

	2018-19	Career
Games Played	13	114
Games Started	1	30
Double-Doubles	1	2
Double-Digit Scoring Games	2	10
20-Point Scoring Games	0	0

Quinn's Career-Highs

Points	19 • two times • last at Penn, 12/31/18
Rebounds	16 vs. Niagara, 2/28/16
Assists	1 • 12 times • last vs. Saint Peter's, 2/13/18
Blocks	3 vs. Army, 12/10/16
Steals	2 • two times • last vs. Fairfield (MAAC SF), 3/7/16
Minutes	30 at Penn, 12/31/18
FGM	7 at Lehigh, 11/14/17
3FGM	n/a
FTs	7 • three times • last at Penn, 12/31/18

2018-19 Game-by-Game

	FG	3FG	FT	REB	PF	TP	A	TO	S	B	Min
vs. Lehigh	0-2	0-0	0-0	0-0-0	1	0	0	1	0	0	05:39
at Colgate	1-2	0-0	2-2	1-0-1	1	4	0	3	0	0	04:50
at Saint Joseph's	1-4	0-0	0-0	0-2-2	1	2	0	1	0	1	09:11
vs. West Virginia	1-2	0-0	0-0	1-2-3	3	2	0	1	0	0	07:00
vs. Valparaiso	2-4	0-0	0-0	1-6-7	2	4	0	1	1	0	09:00
vs. CS Fullerton	2-6	0-0	2-2	1-1-2	3	6	0	2	0	0	013:00
vs. Princeton	0-2	0-0	3-4	1-2-3	4	3	0	0	0	0	08:50
at Kentucky	1-3	0-0	6-8	3-2-5	2	8	0	2	0	0	0124:00
at Bucknell	* 2-6	0-0	2-2	0-5-5	3	6	0	4	0	0	0225:10
at Hofstra	5-8	0-0	3-4	3-3-6	1	13	0	1	0	0	0220:06
at Albany	1-4	0-0	2-4	4-1-5	3	4	0	0	1	0	0225:00
vs. Yale	2-4	0-0	0-0	1-1-2	2	4	0	3	0	0	0221:26
at Penn	6-14	0-0	7-9	7-7-14	3	19	0	1	0	0	0230:45



SAM IBIEZUGBE

Junior • Center • 6-11 • 245
Simsbury, CT • The Masters School

	2018-19	Career
Games Played	9	59
Games Started	0	0
Double-Doubles	0	0
Double-Digit Scoring Games	1	1
20-Point Scoring Games	0	0

Ibiezugbe's Career-Highs

Points	11 vs. Cal State Fullerton, 11/18/18
Rebounds	6 • two times • last vs. Fairfield, 1/22/17
Assists	1 • three times • last vs. Cal State Fullerton, 11/18/18
Blocks	3 vs. Fairfield, 1/22/17
Steals	3 vs. Cal State Fullerton, 11/18/18
Minutes	19 vs. South Carolina State, 11/26/16
FGM	4 • three times • last vs. Cal State Fullerton, 11/18/18
3FGM	n/a
FTs	3 vs. Cal State Fullerton, 11/18/18

2018-19 Game-by-Game

	FG	3FG	FT	REB	PF	TP	A	TO	B	S	Min
vs. Lehigh				DNP							
at Colgate	1-2	0-0	2-2	0-1-1	1	4	0	0	0	0	3:32
at Saint Joseph's	0-0	0-0	0-0	0-2-2	0	0	1	0	0	0	3:31
vs. West Virginia	0-3	0-0	1-2	1-1-2	1	1	0	0	0	0	7:00
vs. Valparaiso				DNP							
vs. CS Fullerton	4-7	0-0	3-4	0-1-1	5	11	1	2	3		014:00
vs. Princeton				DNP							
at Kentucky	0-2	0-0	0-0	1-0-1	2	0	0	1	0		012:00
at Bucknell	3-5	0-0	0-1	2-0-2	1	6	0	0	1		015:31
at Hofstra	1-1	0-0	0-0	1-1-2	1	2	0	0	0	0	6:20
at Albany				DNP							
vs. Yale	0-0	0-0	0-0	0-1-1	0	0	0	0	0	0	7:32
at Penn	0-0	0-0	0-0	0-0-0	0	0	0	0	0	0	0:40

ASSISTANT COACHES



RICK CALLAHAN

Assistant Coach
8th Season
Salem College, 1980
-Joined Monmouth staff with Rice for 2011-12 season
-Over 30 years in collegiate coaching
-19 postseason appearances



JAMAL MEEKS

Assistant Coach
4th Season
Indiana, 1992
-Played guard for four years at Indiana under Bobby Knight
-Moved to assistant coach prior to 17-18



JR REID

Assistant Coach
1st Season
North Carolina, 1993
-All-American while King Rice's team-mate at UNC
-5th overall pick in 1989 NBA Draft



JOSH JAMES

Director of Operations
1st Season
Monmouth, 2017
-Named Director of Operations this offseason
-Part of winningest class in MU history, 2x team captain



DAN MURPHY

Special Assistant to the Head Coach
1st Season
UConn, 2006
-Named Special Assistant this offseason
-Spent time at St. Anthony's HS under Bob Hurley

2018-19 BOX SCORES

GAME 5: MONMOUTH vs. VALPARAISO

Official Basketball Box Score - Game Totals - Final Statistics
Valparaiso vs Monmouth
11/16/18 6:30 pm at HTC Center (Conway, NC)

Valparaiso 64 - 1-1															
#	Player	Total			3-Ptr		Rebounds			PF		A TO Blk Stl			Min
		FG-FGA	FG-FGA	FT-FTA	Off	Def	Total	PF	TP	A	TO	Blk	Stl		
01	Derrick Smith	3-5	0-0	1-2	2	5	7	3	7	1	5	1	1	28	
02	Javon Finnerman	4-8	1-3	3-8	2	2	4	1	12	3	1	0	2	28	
03	Deion Lawrence	4-8	0-1	1-2	1	7	8	3	15	5	4	0	1	30	
04	Bakari Evelyn	2-8	1-5	0-1	0	1	1	1	5	3	1	0	2	33	
05	Flynn Fazzolas	5-12	3-8	0-0	1	3	4	1	13	0	1	0	0	30	
06	Micah Bradford	0-0	0-0	0-0	0	0	0	0	0	0	1	0	0	3	
07	Daniel Stanley	0-1	0-0	0-0	0	0	0	0	0	0	1	0	0	7	
08	Madison Golder	2-8	2-5	2-2	1	1	2	2	8	1	2	0	0	21	
12	Langston Stalling	0-0	0-0	0-0	0	0	0	0	0	0	0	0	0	1	
25	Milosec McMillan	0-0	0-0	0-0	0	1	1	4	0	0	2	0	0	3	
26	John Kiser	2-2	0-0	0-0	0	3	3	0	4	1	0	0	0	16	
Team					2	3									
Totals		25-50	7-22	7-13	8	25	33	15	14	14	18	1	0	200	
FG % 1st Half: 11-20		42.3%	2nd half: 14-24		58.3%	Game: 25-50		50.0%	Dwight Gooden						
3FG % 1st Half: 3-14		21.4%	2nd half: 4-8		50.0%	Game: 7-23		30.4%	Rebounds						
FT % 1st Half: 4-8		50.0%	2nd half: 3-10		30.0%	Game: 7-13		53.8%	Total						

FG % 1st Half: 11-20 42.3% 2nd half: 14-24 58.3% Game: 25-50 50.0%
3FG % 1st Half: 3-14 21.4% 2nd half: 4-8 50.0% Game: 7-22 31.8%
FT % 1st Half: 4-8 50.0% 2nd half: 3-5 60.0% Game: 7-13 53.8%

Monmouth 53 - 0-4

		Total		3-Ptr		Rebounds		PF		TP		A TO Blk Stl		Min
#	Player	FG-FGA	FG-FGA	FT-FTA	Off Def Tot	PF	TP	A TO Blk Stl	Min					
04	Tamara, Mustapha	7-7	0-0	0-0	2 1 3	3	14	1 2 0 1	21					
00	Salnaev, Ray	2-7	1-3	2-2	1 1 2	0	7	0 2 0 1	20					
03	Hammond, Deion	2-8	1-5	3-5	0 2 2	3	8	1 2 0 0	28					
06	Rutherford, Nick	2-8	0-1	0-0	0 3 3	1	4	1 1 0 1	30					
04	Pillari, Louis	2-5	1-4	0-0	0 3 3	2	5	0 1 0 0	18					
05	Martin, Melik	1-1	0-0	0-0	1 0 1	1	2	0 0 0 0	13					
10	Green, Jr., Trevon	1-3	0-2	0-0	0 0 0	1	2	0 0 0 0	4					
11	Papas, George	2-6	1-3	0-0	0 0 0	0	5	0 0 1 2	15					
13	McClary, Marcus	0-0	0-0	0-0	0 2 2	2	0	0 0 0 1	13					
14	Calloway Jr., Dave	0-0	0-0	0-0	0 0 0	0	0	0 0 0 0	2					
18	Michael James Jr.	0-1	0-0	0-0	0 0 0	0	0	0 0 0 0	2					
21	Fluty, Nikkie	0-1	0-0	2-2	2 1 3	0	2	0 1 0 0	15					
25	Chaput, Samuel	0-2	0-0	0-0	1 1 0	0	0	0 1 0 0	9					
26	Quinn, Diego	2-4	0-0	0-0	1 6 7	2	4	0 1 0 1	9					
Team		21-53		4-18	7-0	7	23	30 15 53	0 12 1 7	200				
Totals		21-53		4-18	7-0	7	23	30 15 53	0 12 1 7	200				
FG % 1st Half: 10-28 35.7%		2nd half: 11-25 44.0%		Game: 21-53 39.6%		2nd half: 11-25 44.0%		Deadball fouls: 34						
FT % 1st Half: 2-2 100.0%		2nd half: 9-7 77.8%		Game: 7-9 77.8%		2nd half: 9-7 77.8%		Deadball fouls: 34						

FG % 1st Half: 10-20 50.0% 2nd half: 11-25 44.0% Game: 21-53 38.8%
3FG % 1st Half: 1-12 8.3% 2nd half: 3-6 50.0% Game: 4-18 22.2%
FT % 1st Half: 2-2 100.0% 2nd half: 5-7 71.4% Game: 7-9 77.8%

Officials: Greg Murray, Kevin Mathis, Mike Eades
Technical fouls: Valparaiso-None, Monmouth-None.
Attendance: 2830
Myrtle Beach Invitational Game 7.

Score by period	1st	2nd	Total
Valparaiso	29	33	64
Monmouth	23	30	53

Lead FG - VU 2nd-14:01, MU 2nd-14:01
Largest lead - VU by 12 2nd-4:55, MU None
VU led for 00:34, MU led for 00:00, Game was tied for 01:04.

Boone led - 1 min.
Lead changed - 0 times.

GAME 6: MONMOUTH vs. CAL STATE FULLERTON

Official Basketball Box Score - Game Totals - Final Statistics
Cal St. Fullerton vs Monmouth
11/16/18 12:30 pm at HTC Center (Conway, NC)

Cal St. Fullerton 87 - 2-3																	
#	Player	Total			3-Ptr		Rebounds			PF		A TO Blk Stl			Min		
		FG	FGA	%	FG	FGA	FT	FTA	Off	Def	Total	PF	TP	A		TO	Blk
06	Daven Clare	f	1-2	0-1	1-2		3	3	6	2	3	2	1	0	0	0	20
34	Jackson Rowe	f	1-3	0-1	2-2		2	8	10	4	4	1	2	4	1	1	21
00	Kyle Allman Jr.	g	4-13	2-5	3-5		0	2	2	2	13	3	4	0	1	30	
10	Austen Awosika	g	2-5	0-1	4-7		0	4	4	0	8	7	1	0	2	28	
14	Khalid Ahmad	g	13-22	8-13	6-8		1	4	5	1	40	0	1	0	4	29	
01	Jamal Smith		0-0	0-0	2-2		0	0	0	3	2	1	0	1	0	14	
11	Wayne Arnold		1-4	1-4	0-0		0	1	1	1	3	0	0	0	0	19	
21	Dominik Heinzl		0-0	0-0	1-2		0	0	0	1	1	0	0	0	1	4	
22	Amel Kufuhovic		2-3	1-1	0-2		0	4	4	2	5	1	1	0	0	11	
23	Gaber Ozeovic		1-1	1-1	0-0		0	1	1	1	3	0	1	0	0	5	
24	Jash Pitts		0-0	0-0	0-0		0	1	1	3	0	0	2	0	0	8	
33	Johnny Wang		2-4	0-0	1-2		1	1	2	2	5	0	2	0	0	11	
	Team						0	1	1								
Totals			27-57	13-27	20-32		7	30	37	22	87	15	15	5	10	200	
FG 1st Half: 18-28		64.3%	2nd half: 9-29	31.0%	Games: 27-57	47.4%											Deadball Rebound ?
2FG 1st Half: 9-11		81.8%	2nd half: 4-14	28.6%	Games: 27-57	48.1%											
FT 1st Half: 7-9		77.8%	2nd half: 13-23	56.5%	Games: 29-32	62.5%											

FG % 1st Half: 18-28 64.3% 2nd half: 9-29 31.0% Game: 27-57 47.4%
3FG % 1st Half: 9-13 69.2% 2nd half: 4-14 28.6% Game: 13-27 48.1%
FT % 1st Half: 7-9 77.8% 2nd half: 13-23 56.5% Game: 20-32 62.5%

Monmouth 63 - 0-6

		Total		3-Ptr		Rebounds												
#	Player	FG	FGA	FG	FGA	FT	FTA	Off	Def	Total	PF	TP	A	To	Blk	Stl	Min	
04	Treasure, Mustapha	f	0-3	0-0	0-0	0	0	2	7	9	4	0	1	4	0	0	10	
00	Salnaev, Ray	g	2-7	0-2	0-0	0	0	3	3	4	4	0	1	1	0	1	25	
03	Hammond, Deion	g	4-15	2-10	5-5	0	4	4	4	1	15	2	2	1	0	3	28	
05	Rutherford, Nick	g	2-5	1-2	0-0	0	0	2	2	3	5	2	3	0	0	0	25	
13	McClary, Marcus	g	0-1	0-0	1-2	0	1	1	3	3	1	0	1	0	1	0	9	
02	Martin, Melik	g	3-4	0-1	4-4	2	1	3	3	10	0	1	0	0	0	0	16	
10	Gross Jr., Trevon	D-0	0-0	0-0	0-0	0	0	0	0	0	0	0	1	0	0	0	6	
11	Papas, George	D-0	0-3	0-3	0-0	0	0	1	1	0	0	0	0	0	0	0	7	
21	Rutty, Nikkie	D-1	0-1	0-0	6-8	0	0	1	1	0	6	0	0	0	0	0	9	
24	Pillari, Louie	g	0-3	0-3	3-4	1	2	3	1	3	3	2	1	0	0	0	11	
25	Chaput, Samuel	g	1-2	0-0	0-0	0	0	0	0	0	2	1	0	1	0	0	19	
32	Quinn, Diego	g	2-6	0-0	2-2	1	1	2	3	6	0	2	0	0	0	0	13	
44	Ibinezugbe, Sam	g	4-7	0-0	3-4	0	1	1	5	11	1	2	0	3	0	0	14	
Team								4		3	7							
Totals		18-57		3-21		24-29		10		27	37	27	63	10	19	1	10	200

FG % 1st Half: 6-29 20.7% 2nd half: 12-28 42.9% Game: 18-57 31.6%
3FG % 1st Half: 1-9 11.1% 2nd half: 2-12 16.7% Game: 3-21 14.3%
FT % 1st Half: 9-12 75.0% 2nd half: 15-17 88.2% Game: 24-29 82.8%

Officials: Bret Smith, Kevin Mathis, Pat Adams
Technical fouls: Cal St. Fullerton-Jamal Smith 2, Monmouth-Salnaev, Ray.
Attendance: 780
Myrtle Beach Invitational 7th Place Game.

Score by periods	1st	2nd	Total
Cal St. Fullerton	52	35	87
Monmouth	22	41	63

GAME 7: MONMOUTH vs. PRINCETON



Official Basketball Box Score - Final
Princeton at Monmouth
11/16/18 7:00 pm at HTC Center, HTC Center (Conway, NC)

Game Time: 1:00 PM
Game Duration: 2:00
Attendance: 2,000

Princeton - 80		Rensselaer													CUMULATIVE: 1000 Points, 1000 Rebs, 1000 Asts, 1000 Stls, 1000 Bks		
PRINCE	RCD. NAME	MIN	FG	3P	FT	Rebounds		PF	TP	A	TO	Blk	Stl	pts	Shooting By Period		
						off	def								pts	fg%	
34	Richard Adigunso	C:20:51	1-2	0-0	3-5	1	4	6	3	4	0	2	0	1	0	2	pts FG%: 4-17 30.0%
3	Davin Carrady	35:00	7-14	5-11	6-11	2	3	3	1	3	21	1	1	0	0	8	pts FG%: 4-17 30.0%
12	Myra Stephens	36:00	4-11	1-4	4-4	4	8	9	1	14	13	1	3	0	2	19	pts FG%: 4-17 30.0%
14	Ethan Wright	C:14:10	2-4	0-0	1-1	2	0	2	1	6	8	0	0	0	0	16	pts FG%: 4-17 30.0%
16	Ryan Schwegler	0:00	0-0	0-0	0-0	0	0	0	0	0	0	0	0	0	0	0	pts FG%: 4-17 30.0%
22	Jerome Douglas	0:00	0-0	0-0	0-0	0	1	1	0	0	0	0	0	0	0	0	pts FG%: 4-17 30.0%
5	Drew Friberg	0:03:10	0-1	0-0	0-0	0	0	0	1	1	0	0	0	0	0	2	pts FG%: 4-17 30.0%
13	WR Gladson	0:00:00	0-0	0-0	0-0	0	0	0	0	1	2	0	0	0	0	0	pts FG%: 4-17 30.0%
4	Max John	22:25	2-7	1-5	0-0	0	1	1	5	1	6	0	0	1	1	0	pts FG%: 4-17 30.0%
2	Joe Manley	31:11	4-8	1-4	1-1	1	1	2	13	10	8	2	4	0	0	0	pts FG%: 4-17 30.0%
23	Steven Muth	17:01	0-2	0-0	0-0	0	1	1	0	0	1	1	0	0	0	7	pts FG%: 4-17 30.0%
Team						0	2	1	0	1	0	0	0	0	0	0	pts FG%: 4-17 30.0%
Totals		21:54	50-92	12-33	8-18	27	11	8	17	10	12	1	4	3	3	7	pts FG%: 4-17 30.0%

Monmouth - 87		Round 57										Gameplay (Home/Away)												
H/O. Name	Min	FG		SP		FT		Rebounds		Fouls		TP		AB		ST		Blocks		+/-	Shooting By Period			
		M/A	Pct	M/A	Pct	M/A	Pct	O/R	TOT	M/A	Pct	M/A	Pct	M/A	Pct	M/A	Pct	M/A	Pct		1st	2nd	3rd	
4. Maudphie Trease	31:10	3-9	33.3	0-0	0-0	4-4	100.0	3	3	1	5	1	0	3	1	1	0	1	0	3	37.5%	0-0	30.0%	
0. Ray Benneive	02:40	4-7	57.1	4-4	100.0	1-3	33.3	2	7	8	4	5	12	3	1	1	1	0	1	0	7	37.5%	6-8	100.0%
3. Dallen Hammond	08:52	3-7	42.9	3-3	100.0	2-3	66.7	0	0	0	4	1	10	1	8	0	0	0	0	0	9	37.5%	0-0	0.0%
5. Nick Rutherford	02:58	3-8	37.5	0-0	0-0	3-4	75.0	0	0	0	0	0	0	3	3	1	0	0	0	0	7	37.5%	2-7	33.3%
14. Louis Pillari	04:30	2-7	28.6	0-0	0-0	2-4	50.0	4	1	2	2	13	0	0	0	0	1	2	0	0	7	37.5%	0-0	0.0%
11. George Papas	04:30	0-1	0-0	0-0	0-0	0-0	0-0	0	0	0	0	0	0	0	0	0	0	0	0	0	0	0-0	0-0	0.0%
2. Malikie Trease	00:31	0-0	0-0	0-1	0-1	1-1	100.0	1	0	1	1	1	0	0	2	0	0	0	0	0	0	0-0	0-0	0.0%
32. Diego Quinn	00:30	0-0	0-0	0-0	0-0	1-2	50.0	4	1	2	4	3	0	0	0	0	0	0	0	0	0	0-0	0-0	0.0%
10. Trevon Gross Jr.	01:28	0-0	0-0	0-0	0-0	0-0	0-0	0	0	0	0	0	0	0	0	0	0	0	0	0	0	0-0	0-0	0.0%
25. Samuel Chaput	00:51	0-1	0-0	0-0	0-0	0-0	0-0	0	0	0	0	0	0	1	0	0	0	0	0	0	0	0-0	0-0	0.0%
13. Marcus McClary	00:41	0-0	0-0	0-0	0-0	0-0	0-0	0	0	0	0	0	0	0	0	0	0	0	0	0	0	0-0	0-0	0.0%
Team		18-42		6-17		20-25		9 28 35		3 28 67		17 21 67		4 1 3		3 2 4		4 1 3		200		Total Bt Rebounds: 3,0		

Tactical Focus: NONE														
	PRN		MON		Points from Turnovers		PRN MON		Points from Blocks		PRN MON		Points from Fouls	
	1st	2nd	1st	2nd	1st	2nd	1st	2nd	1st	2nd	1st	2nd	1st	2nd
Biggest lead	3 (2 nd 0-4)		12 (1 st 1-10)		18	9								
Best Scoring Run	9 (2 nd 18-13)		9 (2 nd 14-8)		Points	28	18							
Lead Changes	5				Second Chance	8								
Times Tied	2				Fast Break	12	15							
Time with Lead	01:01		38:17		Bench	17	3							
					Perf by Period Scoring									
					1st		2nd		3rd		4th		TOT	
					PRN		26		40		80			
					MON		27		53		87			

2018-19 BOX SCORES

GAME 13: MONMOUTH AT PENN

Official Basketball Box Score — Game Totals — Final Statistics

Monmouth vs Penn

12/31/18 1:00 pm at The Palestra

Monmouth 76 • 1-12

#	Player		FG	FGA	3-Ptr	FG	FGA	FT	FTA	Rebounds	PF	TP	A	TO	Blk	Stl	Min
										Off	Def	Tot					
04	Traore, Mustapha	f	4-9	0-0	1-1	5	0	5	5	9	0	2	0	1	1	27	
21	Rutty, Nikkei	f	1-2	0-0	0-0	1	1	2	3	2	0	0	0	0	1	17	
00	Salnave, Ray	g	5-8	3-4	4-6	2	2	4	2	17	2	4	0	2	27		
03	Hammond, Deion	g	1-4	0-3	0-0	1	1	2	2	2	1	1	0	2	17		
33	McClary, Marcus	g	0-2	0-0	2-2	0	3	3	2	2	2	3	0	0	21		
02	Martin, Melik		2-4	1-2	1-2	0	1	1	4	6	1	0	0	0	21		
06	Rutherford, Nick		1-4	0-0	0-0	0	2	2	2	2	2	1	0	0	22		
11	Papas, George		0-3	0-2	0-0	0	2	2	0	0	0	0	0	0	10		
24	Pillari, Louie		6-11	1-2	0-0	0	3	3	1	13	2	1	0	0	22		
25	Chaput, Samuel		1-1	0-0	2-3	0	4	4	1	4	0	2	0	0	9		
32	Quinn, Diago		6-14	0-0	7-9	7	7	14	3	19	0	1	2	0	31		
44	Ibiezugbe, Sam		0-0	0-0	0-0	0	0	0	0	0	0	0	0	0	1		
Team							2	3	5								
Totals			27-62	5-13	17-23	18	29	47	25	76	10	15	2	6	225		
FG % 1st Half: 10-31 32.3%		2nd half: 14-27 51.9%		OT: 3-4 75.0%		Game: 27-62 43.5%		Deadball		Rebounds							
3FG % 1st Half: 3-8 37.5%		2nd half: 2-4 50.0%		OT: 0-1 0.0%		Game: 5-13 38.5%											
FT % 1st Half: 7-10 70.0%		2nd half: 7-9 77.8%		OT: 3-4 75.0%		Game: 17-23 73.9%											

Penn 74 • 10-4

#	Player	Total			3-Ptr			Rebounds			PF	TP	A	TO	Blk	Stl	Min
		FG	FGA	FT	FGA	FTA	FT	Off	Def	Tot							
25	AJ Brodeur	f	7-14	0-0	6-13	3	6	9	3	20	4	3	1	2	40		
02	Antonio Woods	g	5-18	3-10	6-6	3	9	12	1	19	2	3	0	2	43		
03	Jake Silpe	g	1-2	0-0	1-2	0	1	1	3	3	1	2	0	2	19		
17	Devon Goodman	g	1-8	1-6	3-6	0	0	0	3	6	1	1	1	3	39		
20	Bryce Washington	g	5-12	5-10	2-2	4	1	5	3	17	1	1	0	3	39		
05	Jackson Donahue		1-2	1-2	1-1	0	0	0	0	4	1	2	0	0	5		
13	Eddie Scott		0-0	0-0	0-0	0	0	0	0	0	1	1	0	0	6		
22	Jakub Mijakowski		2-7	1-6	0-0	2	2	4	2	5	3	1	0	0	16		
24	Jarrod Simenious		0-0	0-0	0-1	3	2	5	4	0	0	0	0	0	18		
Team							4	2	6								
Totals			22-63	11-34	19-31	19	23	42	19	74	14	14	2	12	225		
FG % 1st Half: 9-29 31.0%		2nd half: 10-27 37.0%		OT: 3-7 42.9%		Game: 22-63 34.9%		Deadball									
3FG % 1st Half: 5-18 27.8%		2nd half: 5-13 38.5%		OT: 1-3 33.3%		Game: 11-34 32.4%											
FT % 1st Half: 9-14 64.3%		2nd half: 10-12 83.3%		OT: 0-5 0.0%		Game: 19-31 61.3%											

Officials: Clarence Armstrong, Dennis Eppley, Tim Kelly

Technical fouls: Monmouth-None, Penn-None

Attendance: 2364

Score by periods	1st	2nd	OT	Total
Monmouth	30	37	9	76
Penn	32	35	7	74

2018-19 Monmouth Men's Basketball

Monmouth Combined Team Statistics (as of Jan 02, 2019)

All games

RECORD	OVERALL					HOME					AWAY					NEUTRAL				
ALL GAMES	1-12					0-3					1-6					0-3				

## Player	gp-gs	min	avg	Total		3-Point		F-Throw		Rebounds				pf	dq	a	to	blk	stl	pts	avg
				fg-fga	fg%	3fg-fga	3fg%	ft-fa	ft%	off	def	tot	avg								
0 SALNAVE, Ray	13-13	358	27.5	56-131	.427	13-45	.289	33-44	.750	15	39	54	4.2	43	0	31	33	2	19	158	12.2
3 HAMMOND, Deion	12-12	302	25.2	40-123	.325	23-76	.303	18-23	.783	4	23	27	2.3	27	0	15	24	3	7	121	10.1
4 TRAORE, Mustapha	13-13	308	23.7	41-81	.506	0-0	.000	14-25	.560	32	40	72	5.5	36	0	8	26	4	9	96	7.4
24 PILLARI, Louie	13-5	259	19.9	29-84	.345	8-39	.205	16-20	.800	3	28	31	2.4	20	0	17	18	4	5	82	6.3
32 QUINN, Diago	13-1	203	15.6	24-61	.393	0-0	.000	27-35	.771	23	32	55	4.2	28	0	0	20	8	2	75	5.8
5 RUTHERFORD, Nick	13-8	319	24.5	20-62	.323	3-15	.200	15-20	.750	4	56	60	4.6	22	0	28	29	3	13	58	4.5
2 MARTIN, Melik	12-0	177	14.8	18-33	.545	4-9	.444	7-10	.700	9	9	18	1.5	25	0	6	5	3	3	47	3.9
11 PAPAS, George	11-0	143	13.0	10-48	.208	3-35	.086	9-13	.692	0	12	12	1.1	9	0	10	3	3	13	32	2.9
44 IBIEZUGBE, Sam	9-0	70	7.8	9-20	.450	0-0	.000	6-9	.667	5	7	12	1.3	11	0	2	3	0	4	24	2.7
21 RUTTY, Nikkei	11-4	158	14.4	7-20	.350	0-0	.000	15-29	.517	13	14	27	2.5	19	0	3	8	1	3	29	2.6
13 MCCLARY, Marcus	13-9	195	15.0	12-28	.429	0-0	.000	8-14	.571	12	13	25	1.9	27	0	11	18	1	6	32	2.5
14 CALLOWAY JR., Dave	3-0	5	1.7	2-3	.667	2-3	.667	0-0	.000	0	0	0	0.0	1	0	0	0	0	0	6	2.0
25 CHAPUT, Samuel	10-0	100	10.0	3-13	.231	0-0	.000	10-12	.833	0	7	7	0.7	6	0	3	7	0	3	16	1.6
10 GROSS JR., Trevon	7-0	25	3.6	2-5	.400	1-3	.333	0-0	.000	0	1	1	0.1	2	0	0	2	0	2	5	0.7
15 JAMES JR., Michael	1-0	2	2.0	0-1	.000	0-0	.000	0-0	.000	0	0	0	0.0	0	0	0	0	0	0	0	0.0
Team										16	22	38					10				
Total	13			273-713	.383	57-225	.253	178-254	.701	136	303	439	33.8	276	0	134	206	32	89	781	60.1
Opponents	13			316-709	.446	133-354	.376	219-316	.693	137	339	476	36.6	237	0	190	191	50	91	984	75.7

TEAM STATISTICS	MONMOUTH	OPP	Date	Opponent	Score	Att.
SCORING	781	984	11/06/18	Lehigh	L 61-85	2224
Points per game	60.1	75.7	11/09/18	at Colgate	L 74-87	359
Scoring margin	-15.6	-	11/12/18	at Saint Joseph's	L 63-78	2494
FIELD GOALS-ATT	273-713	316-709	11/15/18	vs West Virginia	L 53-71	3307
Field goal pct	.383	.446	11/16/18	vs Valparaiso	L 53-64	2830
3 POINT FG-ATT	57-225	133-354	11/18/18	vs Cal St. Fullerton	L 63-87	780
3-point FG pct	.253	.376	11/24/18	Princeton	L 57-60	2050
3-pt FG made per game	4.4	10.2	11/28/18	at Kentucky	L 44-90	18680
FREE THROWS-ATT	178-254	219-316	12/01/18	at Bucknell	L 43-65	2579
Free throw pct	.701	.693	12/05/18	at Hofstra	L 73-75	1547
F-Throws made per game	13.7	16.8	12/08/18	at Albany (NY)	L 63-82	1902
REBOUNDS	439	476	12/20/18	Yale	L 58-66	1747
Rebounds per game	33.8	36.6	12/31/18	at Penn	Wot 76-74	2364
Rebounding margin	-2.8	-				
ASSISTS	134	190				
Assists per game	10.3	14.6				
TURNOVERS	206	191				
Turnovers per game	15.9	14.7				
Turnover margin	-1.2	-				
Assist/turnover ratio	0.7	1.0				
STEALS	89	91				
Steals per game	6.9	7.0				
BLOCKS	32	50				
Blocks per game	2.5	3.8				
WINNING STREAK	1	-				
Home win streak	0	-				
ATTENDANCE	6021	29925				
Home games-Avg/Game	3-2007	7-4275				
Neutral site-Avg/Game	-	3-2306				

Score by Periods	1st	2nd	OT	Totals
Monmouth	378	394	9	781
Opponents	450	527	7	984