

2018-19 NIAGARA UNIVERSITY MEN'S BASKETBALL GAME NOTES

3 NCAA TOURNAMENT APPEARANCES

14 NIT APPEARANCES

2 MAAC TOURNAMENT TITLES

2 NAISMITH MEMORIAL HALL OF FAMERS

SCHEDULE

NOVEMBER (2-4)

MON. 5	MERCYHURST~	W, 85-73
MON. 12	ST. BONAVENTURE^	W, 80-72
Wed. 14	at Loyola Chicago\$@	L, 75-62
Fri. 16	at Wyoming^@	W, 72-67
FRI. 23	GRAMBLING STATE^@	L, 74-68
SAT. 24	ST. FRANCIS (NY)=@	L, 75-63
Fri. 30	at St. Francis (PA)^	L, 79-75

DECEMBER (5-2)

Mon. 3	at Pittsburgh^	W, 71-70
SUN. 9	NEW HAMPSHIRE^	W, 71-67
SUN. 16	CORNELL^	W, 77-74
Wed. 19	at Cleveland State\$	L, 82-60
Sat. 22	at Army\$	W, 78-66
SAT. 29	NORFOLK STATE\$	W, 83-75
MON. 31	ALBANY^	L, 79-74

JANUARY (0-2)

Sat. 5	at Manhattan^	L, 90-80
Mon. 7	at Fairfield^	L, 77-58
FRI. 11	IONA^	7:00 PM
SUN. 13	RIDER^	2:00 PM
Thur. 17	at Siena\$	7:00 PM
Sat. 19	at Quinnipiac\$	2:00 PM
TUES. 22	SAINT PETER'S\$	7:00 PM
SAT. 26	MONMOUTH\$	3:00 PM
WED. 30	CANISIUS^	7:00 PM

FEBRUARY

SUN. 3	QUINNIPIAC^	2:00 PM
Fri. 8	at Marist\$	7:00 PM
Sun. 10	at Iona^	1:00 PM
FRI. 15	MANHATTAN^	7:00 PM
SUN. 17	FAIRFIELD^	2:00 PM
Fri. 22	at Rider\$	7:00 PM
Sun. 24	at Saint Peter's\$	2:00 PM
Wed. 27	at Canisius\$	7:30 PM

MARCH

SUN. 3	SIENAS\$	2:00 PM
Thur. 7	MAAC Championships	TBD

Home Games are in **BOLD CAPS**

Neutral Games are in *italics*

All times listed in Eastern Standard

* MAAC ~ Exhibition @Fort Myers Tip-Off
ESPN Networks + LCTV
^ AM 1400 WWWS \$ WGR 550 AM = WBEN 930 AM

PURPLEEAGLES.COM

[@NIAGARAMBB](https://twitter.com/NIAGARAMBB)

[@NUCOACHCASEY](https://twitter.com/NUCOACHCASEY)

[@NIAGARAMBB](https://www.instagram.com/NIAGARAMBB)

[/PURPLEEAGLES](https://www.facebook.com/PURPLEEAGLES)

Niagara Head Coach..... Chris Casey
Career Record..... 147-189/12th season
Record at Niagara..... 58-118/6th season
Record vs. Iona..... 2-8

Iona Head Coach..... Tim Cluess
Career Record..... 284-124/13th season
Record at Iona..... 186-101/9th season
Record vs. Niagara..... 14-3

NIAGARA PURPLE EAGLES (7-8; 0-2 MAAC)

VS. IONA GAELS (4-9, 2-0 MAAC)

JANUARY 11 - 7 PM ■ GALLAGHER CENTER (2,100) ■ NIAGARA UNIVERSITY, NY

SERIES RECORD - IONA LEADS 47-36 ■ RECENT STREAK - NIAGARA W1

BROADCAST: Niagara Sports Network

RADIO: 107.3 FM/AM 1400 WWWS - Todd Callen

AUDIO: Niagara Sports Network

NIAGARA OPENS MAAC HOME SLATE FRIDAY

THE PURPLE EAGLES IN SEARCH OF FIRST HOME WIN IN SERIES SINCE JANUARY 2013

The Niagara Purple Eagles return to the Gallagher Center to open their conference home schedule against the three-time defending MAAC champions Iona Gaels on Friday.

Scene Setter

- Niagara entered league play as the only MAAC team with a winning record and finished its non-conference regular season schedule with a 7-6 record for the second straight season.
- The Purple Eagles concluded their non-conference schedule going 5-2 in December. The Purple Eagles had a three-game win streak from December 3-16 with wins at Pitt, and at home versus New Hampshire and Cornell. NU also defeated Army and Norfolk State.
- The Purple Eagles are in the midst of a three-game losing streak, including dropping their first two MAAC games on the road to Manhattan and Fairfield.
- NU started MAAC play 0-2 last season before winning its next five league games on its way to a 12-6 MAAC record.
- Niagara had a 6-3 record in MAAC home games last season, which was Niagara's best record since the 2012-13 season (6-3).

Tipoff Tidbits

- Hoops HD named Marvin Prochet the MAAC POYSF (Player of the Year So Far) for the non-conference season. Prochet averaged 18.2 points and 9.5 rebounds, and had six double-doubles in 10 non-conference games.
- Marvin Prochet leads Niagara and is third in the MAAC in scoring, averaging a career-high 17.2 points per contest. Prochet, who led the MAAC in rebounds last season, is second in the league with 8.5 rebounds per game. He is shooting a career-high 41.5 percent from the 3-point line which is second in the league.
- Dominic Robb leads the MAAC in total blocks (47) and blocks per game (3.1) while ranking fourth and seventh, respectively, in those categories nationally.
- James Towns sits atop of the MAAC in free throws percentage (.837) and is second in free throws made (72). Towns is also averaging career-high numbers in assists per game (4.7) and in assist/turnover ratio (1.5) which are both third best in the MAAC.
- James Towns picked up his first career double-double with 15 points and a career-high 10 assists against Norfolk State. He was three rebounds shy of a triple-double.
- Dominic Robb, who has had at least three blocks in five of the last six games, is 17 blocks away from tying Joe Arlauckas ('87) who finished his career with 220 blocks, for first place.
- Marvin Prochet collected his MAAC-leading sixth double-double with 12 points and 10 rebounds at Cleveland State on December 19. Prochet has six double-doubles in 12 games.
- Dominik Fragala, who scored a total of seven points in 12 games, shared game-high honors in scoring with a career-high 20 points at Fairfield on January 7 to be the only Purple Eagle in double figures. Fragala shot 77.8 percent from the field, which is the highest field goal percentage by a Purple Eagle this season with a minimum of seven made field goals.
- Niagara leads the MAAC in free throw percentage (.751) and in rebounds per game (37.3).

Purple Eagle Probables

#	Name	Pos.	18-19 Season Stats
5	Towns	G	13.0 ppg, 4.6 apg
0	Barton	G	4.9 ppg, 3.1 rpg
2	Tate	G	9.3 ppg, 3.8 rpg
11	Prochet	F	17.2 ppg, 8.5 rpg
32	Robb	F	11.4 ppg, 6.1 rpg

Gael Probables

#	Name	Pos.	18-19 Season Stats
0	McGill	G	14.6 ppg, 4.2 rpg
5	Perez	G	7.6 ppg, 2.1 rpg
2	Crawford	F	16.8 ppg, 5.0 rpg
10	Ristanovic	F	4.8 ppg, 2.5 rpg
12	Agee	F	12.2 ppg, 6.9 rpg

NIAGARA QUICK FACTS

Location.....	Niagara University, N.Y.
Founded.....	1856
Enrollment	4,025
Nickname	Purple Eagles
Colors.....	Purple (PMS 268) & White
Affiliation.....	NCAA Division I
Conference.....	Metro Atlantic Athletic
President.....	Rev. James J. Maher, C.M.
Director of Athletics	Simon Gray
Faculty Athletics Rep.....	Dr. John Stranges
Athletic Department Phone	716-286-8600
First Year	1905-06
All-time Record	1,462-1,245-1
Arena.....	"Taps" Gallagher Center
Court	Frank and Barbara Layden
Capacity	2,100
Year Opened	1949
Record.....	436-204
MAAC Record.....	255-251

ATHLETICS MISSION STATEMENT

We provide an environment that inspires the holistic development of student-athletes, striving for excellence in all phases of their lives, while collectively serving as a source of pride for the campus and community. The experience derived from the Department of Athletics, rooted in the Catholic and Vincentian mission, helps fuel the power of Niagara University.

PRESEASON PROJECTIONS**MAAC**

Standing Projections	Ninth
Third Team	Marvin Prochet

Athlon Sports

Standing Projections	Seventh
----------------------------	---------

Lindy's Sports

Standing Projections	Third
Second Team.....	Marvin Prochet
Best Rebounder	Marvin Prochet

Big Four

Second Team.....	Marvin Prochet
Second Team.....	James Towns

On The Court**Iona Gaels (4-9, 2-0 MAAC)**

- Iona snapped a seven-game losing streak to conclude non-conference play with consecutive conference wins over Monmouth and Fairfield.
- Four Gaels are averaging double figures scoring - E.J. Crawford (16.8 ppg), Rickey McGill (14.6 ppg), Tajuan Agee (12.2 ppg), Asante Gist (10.8 ppg).
- The Gaels rank first in the MAAC in points (79.0 ppg) and in field goal percentage (.455).
- Iona is 0-5 on the road this season.

Against the Gaels (Iona Leads 47-36)

- Niagara and Iona have split the series in the last two seasons with the visiting team winning both times.
- The Purple Eagles are in search of their first home win in the series since beating Iona, 93-90, in overtime on January 31, 2013.

Last Meeting - February 16, 2018**Niagara 85, Iona 84**

NEW ROCHELLE, N.Y. – The Niagara Purple Eagles erased a 12-point second half deficit to edge the Iona Gaels, 85-84, on Friday night for their fourth straight win.

The Series	Iona Leads 47-36
Last Game	February 16, 2018
.....	Niagara 85, Iona 84
Last Niagara Win.....	February 16, 2018
.....	Niagara 85, Iona 84
Last Iona Win	December 29, 2017
.....	Iona 98, Niagara 93 (OT)
Last Niagara Win at Home.....	January 31, 2013
.....	Niagara 93, Iona 90 (OT)
Last Iona Win at Niagara.....	December 29, 2017
.....	Iona 98, Niagara 93 (OT)
Current Streak	Niagara, W1
Coach Casey vs. Iona	2-8

Tough Schedule Out The Gate

- The Purple Eagles were one of six teams (Cincinnati, Fairfield, North Carolina Central, Southern Illinois and Western Carolina) to open their respective seasons against two participants in the 2018 NCAA Tournament (St. Bonaventure, Loyola Chicago).

Down Goes The Bonnies!

- Niagara defeated Little 3 rival St. Bonaventure, 80-72, in the season opener for the second straight season. The Purple Eagles have won consecutive games in the series for the first time since winning eight straight from 2003-10.

Purple Eagles vs. Iona (Career P/R/A)

Games	Barton	Diop	Fragala	Green	Hammond	King	Kuakumensah
W, 85-84 (2/16/18)	2/1/0	---	RS	DNP	---	6/12/0	6/2/0
L, 98-93 OT (12/19/17)*	11/1/2	---	RS	RS	---	7/6/0	2/2/0
L, 90-76 (2/12/17)*	2/3/1	---	---	RS	---	RS	---
W, 74-58 (12/4/16)	DNP	---	---	---	---	RS	---
L, 75-61 (2/7/16)*	5/1/1	---	---	---	---	---	---
L, 65-62 (1/4/16)	---	---	---	---	---	---	---
Games	Levnaic	Prochet	Robb	Roberts	Solomon	Tate	Towns
W, 85-84 (2/16/18)	---	14/8/1	7/4/1	---	---	0/0/0	20/3/7
L, 98-93 OT (12/19/17)*	---	16/15/2	10/7/0	---	---	2/2/0	7/2/0
L, 90-76 (2/12/17)*	---	16/6/1	1/3/1	---	---	---	---
W, 74-58 (12/4/16)	---	10/8/3	2/5/1	---	---	---	0/1/0
L, 75-61 (2/7/16)*	---	8/7/0	2/2/0	---	---	---	---
L, 65-62 (1/4/16)	---	---	---	---	---	---	---

* - Gallagher Center

\$ - MAAC Tournament

DNP - Did Not Play

--- - Not With Team

RS - Redshirt Season

This is..... NIAGARA BASKETBALL

Naismith Memorial Hall of Famers - 2

Calvin Murphy, Hubie Brown

NCAA Tournament Appearances - 3

1970, 2005, 2007

NIT Appearances - 14

1950, 1953, 1954, 1955, 1956, 1958, 1961, 1972, 1976, 1987, 1993, 2004, 2009, 2013

CIT Appearance - 1

2018

MAAC Tournament Championships - 2

2005, 2007

MAAC Regular Season Championships - 4

1999, 2001, 2005, 2013

MAAC Coach of the Year - 4

Jack Armstrong (1992-93), Joe Mihalich (1998-99, 2004-05, 2012-13)

NABC District Coach of the Year - 2

Joe Mihalich (2008-09, 2012-13)

NABC All-District - 5

Juan Mendez (2004-05), Juan'ya Green (2012-13), Antoine Mason (2012-13), Kablil Dukes (2017-18), Matt Scott (2017-18)

AP All-American First Team - 2

Calvin Murphy (1968-69, 69-70)

AP All-American Second Team - 1

Calvin Murphy (1967-68)

AP All-American Honorable Mention - 2

Juan Mendez (2004-05), Kablil Dukes (2017-18)

MAAC Player of the Years - 4

Alvin Young (1998-99), Demond Stewart (2000-01), Juan Mendez (2004-05), Kablil Dukes (2017-18)

All-MAAC First Team - 17

Patrick Jones (89-90), Brian Clifford (91-92, 92-93), Chris Watson (95-96), Alvin Young (98-99), Demond Stewart (00-01), Daryl Greene (01-02), Juan Mendez (02-05), Charron Fisher (06-08), Tyrone Lewis (08-09), Bilal Benn (08-09), Antoine Mason (12-13), Juan'ya Green (12-13), Kablil Dukes (17-18)

All-MAAC Second Team - 20

Brian Clifford (90-91), Rob Robinson (92-93), Chris Watson (94-95, 96-97), Jermaine Young (97-98), Jeremiah Johnson (98-99), Daryl Greene (99-00), Demond Stewart (99-00), Tremell Darden (02-03, 03-04), David Brooks (04-05), Alvin Cruz (04-05), Cliff Brown (06-07), Tyrone Lewis (07-08, 09-10), Benson Egemonye (08-09), Bilal Benn (09-10), Anthony Nelson (10-11), Antoine Mason (13-14), Matt Scott (17-18)

All-MAAC Third Team - 11

Alvin Young (97-98), Michael Schmidt (00-01), James Reaves (01-02), Tremell Darden (01-02), David Brooks (03-04), James Reaves (03-04), Cliff Brown (05-06), Lorenzo Miles (06-07), Stanley Hodge (07-08), Juan'ya Green (11-12), Matt Scott (15-16, 16-17)

MAAC All-Rookie Team - 7

Tyrone Lewis (06-07), Anthony Nelson (07-08), Marvin Jordan (10-11), Juan'ya Green (11-12), Antoine Mason (11-12), T.J. Cline (12-13), Dominique Reid (14-15)

MAAC All-Tournament Team - 19

Rob Robinson (1993), Brian Clifford (1993), Chris Watson (1996, 97), Alvin Young (1999), Daryl Greene (2000), James Reaves (2002), Juan Mendez (2003-05), Tremell Darden (2004), David Brooks (2005), Alvin Cruz (2005), Cliff Brown (2007), Lorenzo Miles (2007), Tyrone Lewis (2007, 2009), Bilal Benn (2009), Antoine Mason (2013)

MAAC Tournament MVP - 2

Juan Mendez (2005), Tyrone Lewis (2007)

MAAC Defensive Player of the Year - 1

Tyrone Lewis (2008-09)

MAAC Sixth Man of the Year - 3

Juan Mendez (2001-02), James Mathis (2004-05), Cliff Brown (2005-06)

MAAC Rookie of the Year - 2

Brian Clifford (1990-91), Juan'ya Green (2011-12)

Mid-Major Freshman of the Year - 1

Juan'ya Green (2011-12)

Lou Henson All-America Team (Mid-Major) - 1

Juan'ya Green (2012-13)

"The Power of Niagara"

- Niagara defeated a current Power 5 (ACC, Big Ten, Big 12, Pac-12, SEC) opponent for the first time in 37 years when the Purple Eagles upended the ACC's Pitt Panthers, 71-70, on December 5.
- The Purple Eagles previously dropped their last 27 games versus current Power 5 teams and won their first game against a Power 5 school in the current format since the breakup of the old Big East in 2013.
- The last win against a current Power 5 team was against Penn State during the 1981-82 season, which was prior to the Nittany Lions joining the Big Ten.
- It was Niagara's first win against an ACC opponent since topping Syracuse during the 1975-76 season prior to the Orange joining the ACC.
- The Purple Eagles became the first MAAC team to beat an ACC team since Fairfield topped Boston College in December 2016.

Towns Claims Second MAAC Player Of The Week Award

- For the second time in three weeks, James Towns was named MAAC Player of the Week announced on December 24.
- Towns led the Purple Eagles in points and assists as Niagara split a pair of road games. Towns averaged 18.5 points per game, 4.5 assists per game, and 5.0 rebounds per game. He went a team-best 11-for-13 at the free-throw line. He scored a game-high 18 points and shared game-high marks in assists with four against Cleveland State on December 19.
- Towns helped spur a second half comeback win at Army on December 22 behind a game-high 19 points, including 16 in the second half. He led the team in assists with five and grabbed six boards.

Prochet Collects Second MAAC Player Of The Week Award.

- Marvin Prochet has been named MAAC Player of the Week for the second time this season announced on December 16.
- Prochet notched his MAAC-leading fifth double-double of the season with a game-high 24 points and a team-high 10 rebounds to help Niagara defeat Cornell on Sunday for the Purple Eagles' third straight win. Prochet made five straight 3-pointers in the first half on his way to tying a career-high in 3-pointers with five.
- Prochet also became the 47th member of Niagara's 1,000-Point Club during the game. Prochet scored his 1,000th point on the first of two free throws with two minutes left in the game. He made the second free throw to bring Niagara within one point (70-69).

Second Half Run Powers Purple Eagles Past Army

- The Purple Eagles poured in a season-high 51 second half points on their way to a 78-66 victory against the Army West Point Black Knights on December 22.
- An 18-3 run midway through the second half allowed the Purple Eagles to seize control of a tightly-contested matchup.
- The Purple Eagles had season-highs in steals (7), field goals made (30), and in rebounds (45), while their 78 points, 47.6 field goal percent, and six blocks are the second highest this season.
- There were 15 lead changes and four ties.

Last-Second 3-Pointer Lifts NU Over Cornell

- Keleaf Tate's 3-pointer with 1.1 seconds on the clock lifted the Purple Eagles to their third straight win with a 77-74 victory over the Cornell Big Red on December 16.
- The Purple Eagles erased a nine-point deficit in the final eight minutes and completed the comeback with a last-second 3-pointer.
- Marvin Prochet notched his fifth double-double of the season with a game-high 24 points and a team-high 10 rebounds. Prochet made five straight 3-pointers in the first half on his way to tying a career-high in 3-pointers with five.
- Keleaf Tate scored a career-high 23 points, including tying a career-high in 3-pointers with five.
- The Purple Eagles' four turnovers are their fewest since having three turnovers at Quinnipiac on February 8, 2015.

RECORD WHEN...

Home	4-3
Road	3-5
Neutral	0-0
Leading at half	5-1
Trailing at half	2-7
Tied at half	0-0
NU shoots 50 percent or better	0-0
NU shoots 40-49 percent	6-2
NU shoots 30-39 percent	1-5
NU shoots below 30 percent	0-1
Opponent shoots 50 percent or better	0-3
Opponent shoots 40-49 percent	5-5
Opponent shoots 30-39 percent	2-0
Opponent shoots below 30 percent	0-0
NU shoots better from field	3-0
NU shoots same/worse from field	4-8
NU commits fewer turnovers	4-4
NU commits more turnovers	2-4
Turnovers are even	1-0
NU outrebounds opponent	3-3
NU is outrebounded	4-5
Rebounds are even	0-0
NU makes more free throws	5-6
Free throws are even	0-1
Opponent makes more free throws	2-1
NU scores less than 50 points	0-0
NU scores 50-59 points	0-1
NU scores 60-69 points	0-4
NU scores 70-79 points	5-2
NU scores 80-89 points	2-1
NU scores 90-99 points	0-0
NU scorers 100 or more points	0-0
Opponent scores less than 50 points	0-0
Opponent scores 50-59 points	0-0
Opponent scores 60-69 points	3-0
Opponent scores 70-79 points	4-6
Opponent scores 80-89 points	0-1
Opponent scores 90-99 points	0-1
Opponent scores 100 or more points	0-0
Leading with 10 minutes to play	6-1
Leading with 5 minutes to play	6-2
Leading with 1 minute to play	7-0
Trailing with 10 minutes to play	1-7
Trailing with 5 minutes to play	1-6
Trailing with 1 minute to play	0-8
Tied with 10 minutes to play	0-0
Tied with 5 minutes to play	0-0
Tied with 1 minute to play	0-0
Game is decided by 1-4 points	3-1
Game is decided by 5-10 points	3-3
Game is decided by 11 points or more	1-4

Mr. Double-Double

- Marvin Prochet has established himself as a double-double force as he ranks amongst the nation's leader in double-doubles.
- He leads the MAAC and ranks in the top-20 in the nation in double-doubles.
- Prochet started the season with four straight double-doubles which was the longest streak by a Purple Eagle since Benson Egemonye had four straight during the 2008-09 season.
- He has six double-doubles in 12 games.
- Prochet is on pace to average a double-double for the entire season to be the first Purple Eagle since Juan Mendez (23.5 ppg, 10.6 rpg) in the 2004-05 season.

Towns Earns First Career MAAC Player Of The Week Award

- James Towns was named MAAC Player of the Week on December 10.
- Towns averaged team-highs in points with 17.5 per game and in assists with 7.5 per game while averaging 6.0 rebounds as the Purple Eagles went 2-0 with wins at Pitt and at home versus New Hampshire. Towns shot 61.9 percent from the field for the week, including a season-high 69.2 percent against New Hampshire.
- In the victory at Pitt on December 3, Towns had 12 points, dished out a career-high nine assists and grabbed six rebounds. Towns led all scorers with a season-high 23 points, including the game-winning basket, to lift Niagara over New Hampshire on December 9. Towns also led the game in assists with six and had six rebounds.

Winning On The Highest Court In The Land

- Playing their third game in five days, the Purple Eagles handed the Wyoming Cowboys a rare defeat on their home court, which is 7,220 feet above sea level.
- Niagara led for over 36 minutes and made pressure free throws in the final minutes to come away with a 72-67 victory on November 16.
- The Purple Eagles picked up their first-ever win against a Mountain West Conference opponent in their fifth attempt, including their first win in two meetings versus Wyoming.

Fort Myers Tip-Off Recap

- Niagara participated in the Fort Myers Tip-Off MTE from November 14-24.
- The Purple Eagles began play in the Fort Myers Tip-Off with a defeat to 2018 Final Four participant Loyola Chicago on November 14, but bounced back with a solid performance to beat the Wyoming Cowboys, 72-67, on their home court on November 16.
- NU hosted the four-team regional featuring Grambling State, Saint Francis Brooklyn, and IUPUI as part of the MTE from Nov. 23-24
- Niagara opened the regional with a 74-68 setback against the Grambling State Tigers on Nov. 23 and dropped the final game to Saint Francis Brooklyn on Nov. 24.
- Dominic Robb was named to the Fort Myers Tip-Off All-Tournament Team after averaging 16 points, 7.0 rebounds, 3.0 blocks and 2.0 steals in two games.

Prochet Earns First MAAC Player Of The Week Award

- Marvin Prochet's stellar start to the season has earned him MAAC Player of the Week honors for the first time in his career announced on November 19.
- Prochet became the first Purple Eagle to start the season with three consecutive double-doubles in nine seasons.
- Prochet averaged 19.0 points per game and 11.0 rebounds per game to lead Niagara in both categories as the Purple Eagles won two out of three games for their best start to a season since the 2009-10 campaign.

Prochet Enters The 1,000-Point Club

- Marvin Prochet, who entered his senior campaign 115 points away from 1,000 career points, joined the 1,000-point club on December 16.
- He became the 47th member of the club after a 24-point performance in a last-second win versus Cornell.
- Prochet scored his 1,000th point on the first of two free throws with two minutes left in the game.

DOUBLE-DOUBLES Since 2001-02 Season

Juan Mendez	47
James Reaves	33
Bilal Benn	25
Cliff Brown	23
Charron Fisher	22
Matt Scott	18
Marvin Prochet	16
Benson Egemonye	8
James Mathis	8
Dominic Robb	7
Ameen Tanksley	7
Anthony Nelson	7
Dominique Reid	5
Tremell Dardan	5
J.R. Duffey	5
Alvin Cruz	5
Diamond Stewart	4
Ramone Snowden	3
Marcus Ware	3
Kashief Edwards	3
Lorenzo Miles	2
Michael Schmidt	2
Greg King	1
Greg Kuakumensah	1
James Towns	1
Kahlil Dukes	1
Juan'ya Green	1
Antoine Mason	1
Tyrone Lewis	1
Rob Garrsion	1
David Brooks	1
Stanley Hodge	1
Lorenzo Miles	1
Rayvon Harris	1
Daryl Greene	1
Joe Thomas	1

NIAGARA VS. 2018-19 OPPONENTS

OPPONENT	W	L
St. Bonaventure	71	88
Loyola-Chicago (Ill.)	0	2
Wyoming	1	1
Grambling State	0	1
St. Francis Brooklyn	15	5
St. Francis (PA)	13	13
Pittsburgh	3	2
New Hampshire	14	5
Cornell	22	27
Cleveland State	5	4
Army	9	7
Norfolk State	4	0
Albany	3	3
Manhattan	33	53
Fairfield	41	34
Iona	36	47
Rider	22	24
Siena	48	51
Quinnipiac	5	9
Saint Peter's	51	33
Monmouth	3	9
Canisius	104	81
Marist	28	20
TOTAL	530	520

Secretary Of Defense

- Dominic Robb, who started his final campaign wearing the Purple & White fifth on the career blocks list, is currently second after passing Mark Henry ('84) on December 3.
- Robb set the program's single-season record in blocks with a MAAC-leading 74 blocks during the 2016-17 season.
- He was second in the MAAC with a team-leading 48 blocks last season.
- This season, Robb is fourth in the NCAA in blocks per game.
- Robb's career-high eight blocks in the season-opening win versus Little 3 rival St. Bonaventure are tied for second most in program history and tied for seventh most in the nation this season.

A December To Remember

- The Purple Eagles had their best December record since 2008 with a 5-2 mark.
- NU started the month with a victory at Pitt which jumpstarted a three-game win streak.
- Niagara also had a road win at Army and defeated Norfolk State inside of the Gallagher Center.

Eagle's Eye On...The 2018-19 Purple Eagles

- The Purple Eagles return eight letter winners from last season's team that went 19-14, including earning a No. 3 seed in the MAAC Tournament with a 12-6 conference record, and received a bid to play in the CIT.
- Niagara will be led by the senior captains core of Marvin Prochet, Dominic Robb, Chris Barton, and Greg King.
- Junior guard James Towns will step into the starting point guard role, while sophomores Greg Kuakumensah, Keleaf Tate, and Kierell Green will see added minutes.
- NU welcomes newcomers in Raheem Solomon, Marcus Hammond, Ousmane Diop, Steven Levnaic, and Justin Roberts, who will sit-out this season after transferring from Toledo. Dominik Fragala, who redshirted last season, is eligible this season.
- Marvin Prochet was selected to the Preseason All-MAAC Third Team. Prochet and James Towns were both named to the Preseason All-Big 4 Second Team.
- Niagara was picked ninth in the MAAC Preseason Poll.

KENPOM REPORT

Scouting Report ?

Data through games of Wednesday, January 9

☐ Conference only

Category	Offense	Defense	D-I Avg
Adj. Efficiency	98.3 264	109.2 305	102.9
Adj. Tempo	72.4 52		69.4
Avg. Poss. Length	15.7 35	17.4 213	17.2

Four Factors

Effective FG%:	45.7 313	51.8 222	50.6
Turnover %:	16.7 49	18.1 230	19.1
Off. Reb. %:	27.0 228	26.3 80	28.7
FTA/FGA:	33.6 191	23.1 6	33.9

Miscellaneous Components

3P%:	31.4 270	37.8 314	34.0
2P%:	44.8 316	49.0 136	50.3
FT%:	75.1 40	70.4 200	69.9
Block%:	8.8 142	10.5 112	9.3
Steal%:	7.2 39	5.8 344	8.9

Style Components

3PA/FGA:	37.0 212	36.2 105	38.7
A/FGM:	47.1 286	50.8 137	52.2

Defensive Fingerprint: Inconclusive

Point Distribution (% of total points)

3-Pointers:	29.9 209	34.2 92	31.6
2-Pointers:	48.5 211	52.2 88	49.5
Free Throws:	21.6 71	13.5 344	19.0

Strength of Schedule

Components:	97.2 351	104.4 269	102.9
Overall:	-7.19 347		0.00
Non-conference:	-7.47 338		0.00

Personnel

Bench Minutes:	31.3% 167		31.0%
Experience:	1.89 yrs 109		1.68
Minutes Continuity:	57.5% 97		48.0%
Average Height:	75.4" 335		76.8"
2-Foul Participation:	3.5% 333		21.7%

SEASON AWARDS

MAAC

Player of the Week (11/19)..Marvin Prochet
 Player of the Week (12/10) ...James Towns
 Player of the Week (12/17) .Marvin Prochet
 Player of the Week (12/24) ...James Towns

Fort Myers Tip-Off

All-Tournament Team.....Dominic Robb

Hoops HD

All-Conference Team Marvin Prochet
 POYSF..... Marvin Prochet

SUPERLATIVES

DOUBLE-DIGIT SCORING GAMES

Name	2018-19	Total
Marvin Prochet.....	11	52
Dominic Robb.....	10	38
James Towns.....	12	30
Chris Barton.....	1	16
Keleaf Tate.....	7	12
Raheem Solomon....	7	7
Greg Kuakumensah...2		2
Marcus Hammond...2		2
Dominik Fragala.....1		1
Greg King.....	-	1

30-POINT GAMES

Name	2018-19	Total
James Towns.....	-	1

20-POINT GAMES

Name	2018-19	Total
Marvin Prochet.....	5	8
Dominic Robb.....	2	3
James Towns.....	2	3
Keleaf Tate.....	1	1
Dominik Fragala.....1		1

10-REBOUND GAMES

Name	2018-19	Total
Marvin Prochet.....	5	17
Dominic Robb.....	3	10
Greg King.....	1	6
Chris Barton.....	1	1
Greg Kuakumensah 1		1

5-ASSIST GAMES

Name	2018-19	Total
James Towns.....	7	11
Keleaf Tate.....	-	1
Chris Barton.....	1	2
Marvin Prochet.....	-	1

3-STEAL GAMES

Name	2018-19	Total
Marvin Prochet.....	-	3
Keleaf Tate.....	2	2
James Towns.....	-	2
Kevin Larkin.....	-	2
Dominic Robb.....	1	1

3-BLOCK GAMES

Name	2018-19	Total
Dominic Robb.....	11	32
Marvin Prochet.....	-	6
Greg King.....	-	2
Kierell Green.....	-	1

DOUBLE-DOUBLES

Name	2018-19	Total
Marvin Prochet.....	6	16
Dominic Robb.....	2	7
Greg Kuakumensah...1		1
James Towns.....	1	1
Greg King.....	-	1

CAREER RECORDS WATCH

BLOCKS

Name	Year	Blocks
1. Joe Arlauckas	1983-87	220
2. Dominic Robb ...	2015-P	203
3. Mark Henry.....	1985-89	181
4. Kevin Jobity.....	1995-99	177
5. Juan Mendez	2001-05	170
6. James Reaves	2000-04	143
7. Benson Egemonye...	2006-09	113
8. Sean Schiano.....	1988-92	109
9. Marvin Prochet...	2015-P	105
Kashief Edwards..	2008-10	105

POINTS

Name	Year	Points
36. Ken Glenn	1959-63	1,177
37. Skip Speaks	1978-82	1,158
38. Alvin Young.....	1997-99	1,152
39. Mike Curran.....	1980-84	1,124
40. Juan'ya Green	2011-13	1,131
41. Jeremiah Johnson	1995-99	1,123
42. Marvin Prochet.	2015-P	1,091
43. Al Williams.....	1969-73	1,086
44. Mike Hanley.....	1973-77	1,064
45. Mike Howse.....	1979-83	1,038
46. J.R. Duffey	2003-07	1,034
47. Juan Neal.....	1984-88	1,006
48. Clif Brown.....	2005-07	961
49. Reggie Moore	1990-94	959
50. Tom Hemans.....	1952-56	957
51. Emile Blackman ..	2014-16	913
Phil Scaffidi	1975-80	913
53. Dwayne Daniel....	1989-93	893
54. Bilal Benn	2008-10	887
Bill Smyth	1946-50	887
56. Gerry Henry	1980-85	877
57. Dominic Robb ..	2015-P	864
58. Richie Veith.....	1955-59	858

GAME HIGH LEADERS**Points**

Marvin Prochet.....	5
James Towns	4
Dominic Robb.....	3
Keleaf Tate.....	1
Marcus Hammond.....	1
Dominik Fragala.....	1

Rebounds

Marvin Prochet.....	9
Greg King.....	3
Dominic Robb.....	2
Chris Barton.....	1
Greg Kuakumensah.....	1
Keleaf Tate.....	1

Assists

James Towns	13
Marvin Prochet.....	1
Keleaf Tate.....	1
Chris Barton.....	1
Marcus Hammond.....	1

Steals

Keleaf Tate.....	6
Marvin Prochet.....	5
Dominic Robb.....	2
Raheem Soloman	3
Chris Barton.....	3
James Towns	3
Dominic Robb.....	1
Kierell Green	1
Greg King.....	1
Marcus Hammond.....	1

Blocks

Dominic Robb.....	14
Marvin Prochet.....	1
Marcus Hammond.....	1

**2018-19
TEAM SUPERLATIVES****Points**

83 vs. Norfolk State (12/29/18)

Rebounds45at Army (12/22/18)
.....at Cleveland State (12/19/18)**Assists**

21 vs. Norfolk State (12/29/18)

Steals

7at Army (12/22/18)

Blocks

9 vs. St. Bonaventure (11/12/18)

Field Goals Made

30at Army (12/22/18)

3P Field Goal Made10 vs. Norfolk State (12/29/18)
10 vs. Cornell (12/16/18)
10at Wyoming (11/16/18)**Free Throws Made**

22vs. Albany (12/31/18)

Field Goal Percentage

.482 at Pittsburgh (12/3/18)

3-Point Field Goal Percentage

.421 at Pittsburgh (12/3/18)

Free Throw Percentage

.895 (17-19) at Loyola Chicago (11/14/18)

Fewest Turnovers

4 vs. Cornell (12/16/18)

Most Turnovers Caused

18 at Pittsburgh (12/3/18)

**2018-19
INDIVIDUAL HIGHS****Points**

24 Prochet vs. Cornell (12/16/18)

Rebounds12 Prochet vs. Grambling (11/23/18)
12Prochet at Wyoming (11/16/18)
12 Kuakumensah at Pittsburgh (12/3/18)**Assists**

10 Towns vs. Norfolk State (12/29/18)

Steals3 Prochet at Manhattan (1/5/19)
3 Tate at Army (12/22/18)
3 Robb vs. Grambling State (11/23/18)
3 Tate vs. Bona (11/12/18)**Blocks**

8 Robb vs. Bona (11/12/18)

Field Goals Made9 Prochet vs. Cornell (12/16/18)
9 Robb at St. Francis (PA) (11/30/18)
9 Towns vs. New Hampshire (12/9/18)**3P Field Goal Made**5 Prochet vs. Cornell (12/16/18)
5 Tate vs. Cornell (12/16/18)
5Prochet at Wyoming (11/16/18)**Free Throws Made**11 Towns vs. Norfolk State (12/29/18)
9 Towns vs. St. Bonaventure (11/12/18)

STARTING LINEUPS

OPPONENT	1	2	3	4	5	RECORD
ST. BONAVENTURE	TOWNS	BARTON	TATE	PROCHET	ROBB	1-0
LOYOLA CHICAGO	TOWNS	BARTON	TATE	PROCHET	ROBB	1-1
WYOMING	TOWNS	BARTON	TATE	PROCHET	ROBB	2-1
GRAMBLING STATE	TOWNS	BARTON	TATE	PROCHET	ROBB	2-2
ST. FRANCIS (NY)	TOWNS	BARTON	TATE	SOLOMON	ROBB	0-1
ST. FRANCIS (PA)	TOWNS	BARTON	TATE	KUAKUMENSAH	ROBB	0-1
PITTSBURGH	TOWNS	BARTON	TATE	GREEN	ROBB	1-0
NEW HAMPSHIRE	TOWNS	BARTON	TATE	PROCHET	ROBB	3-2
CORNELL	TOWNS	BARTON	TATE	PROCHET	ROBB	4-2
CLEVELAND STATE	TOWNS	BARTON	TATE	PROCHET	ROBB	4-3
ARMY	TOWNS	BARTON	TATE	PROCHET	ROBB	5-3
NORFOLK STATE	TOWNS	BARTON	TATE	PROCHET	ROBB	6-3
ALBANY	TOWNS	BARTON	TATE	PROCHET	ROBB	6-4
MANHATTAN	TOWNS	BARTON	TATE	PROCHET	ROBB	6-5
FAIRFIELD	TOWNS	BARTON	TATE	PROCHET	ROBB	6-6
IONA						
RIDER						
SIENA						
QUINNIPIAC						
SAINT PETER'S						
MONMOUTH						
CANISIUS						
QUINNIPIAC						
MARIST						
IONA						
MANHATTAN						
FAIRFIELD						
RIDER						
SAINT PETER'S						
CANISIUS						
SIENA						

2018-19 NIAGARA UNIVERSITY MEN'S BASKETBALL

NCAA RANKINGS - TEAM

Statistic	National Rank	Conference Rank	Value	National Leader	Value	Conference Leader	Value
3-pt Field Goal Attempts (351 ranked)	167	5	341	Savannah St.	680	Siena	422
Assist Turnover Ratio (351 ranked)	226	5	0.95	Tennessee	1.82	Siena	1.28
Assists Per Game (351 ranked)	306	8	11.5	Michigan St.	21.2	Rider	14.1
Blocked Shots Per Game (351 ranked)	70	2	4.3	Duke	8.2	Saint Peter's	4.8
Defensive Rebounds per Game (351 ranked)	97	1	26.93	Michigan St.	32.13	Niagara	26.93
Fewest Fouls (351 ranked)	60	3	248	Notre Dame	200	Siena	206
Fewest Turnovers (351 ranked)	75	3	182	Virginia	125	Siena	150
Field-Goal Percentage (351 ranked)	332	9	39.8	Gonzaga	53.2	Iona	45.5
Field-Goal Percentage Defense (351 ranked)	265	6	44.9	Texas Tech	33.3	Marist	43.7
Free Throw Attempts (351 ranked)	151	4	309	Iowa	463	Rider	317
Free Throws Made (351 ranked)	101	1	232	Iowa	352	Niagara	232
Free-Throw Percentage (351 ranked)	39	1	75.1	Incarnate Word	80.5	Niagara	75.1
Offensive Rebounds Per Game (351 ranked)	144	4	10.80	Portland St.	18.21	Rider	11.64
Personal Fouls Per Game (351 ranked)	58	2	16.5	Furman	13.3	Siena	13.7
Rebound Margin (351 ranked)	244	2	-1.1	ETSU	13.8	Rider	-0.4
Scoring Defense (351 ranked)	255	6	74.8	Virginia	51.8	Manhattan	66.3
Scoring Margin (351 ranked)	275	4	-3.3	Duke	26.8	Rider	-0.1
Scoring Offense (351 ranked)	241	4	71.5	The Citadel	96.8	Iona	79.0
Steals Per Game (350 ranked)	346	11	4.2	FIU	12.2	Rider	9.6
Three Pt FG Defense (351 ranked)	325	6	37.8	Texas Tech	24.8	Marist	35.4
Three-Point Field Goals Per Game (351 ranked)	229	8	7.1	The Citadel	13.8	Fairfield	9.9
Three-Point Field-Goal Percentage (351 ranked)	290	9	31.4	Lehigh	46.6	Fairfield	38.3
Total 3-point FGM (351 ranked)	223	6	107	Purdue Fort Wayne	194	Fairfield	148
Total Assists (351 ranked)	298	7	173	Michigan St.	339	Fairfield	212
Total Blocks (351 ranked)	80	2	65	Duke	115	Saint Peter's	67
Total Rebounds (351 ranked)	119	1	566	ETSU	723	Niagara	566
Total Rebounds Per Game (351 ranked)	97	1	37.73	North Carolina	44.93	Niagara	37.73
Total Steals (350 ranked)	344	11	63	FIU	183	Rider	134
Turnover Margin (347 ranked)	144	3	0.9	FIU	7.9	Rider	3.7
Turnovers Forced (350 ranked)	235	10	13.07	FIU	22.20	Rider	17.43
Turnovers Per Game (351 ranked)	75	2	12.1	Virginia	8.9	Siena	10.0
Won-Lost Percentage (351 ranked)	212	2	46.7	Michigan Virginia	100.0 100.0	Rider	50.0

2018-19 NIAGARA UNIVERSITY MEN'S BASKETBALL

NCAA RANKINGS - INDIVIDUAL

Statistic	Player	National Rank	Conference Rank	Value	National Leader	Value	Conference Leader	Value
3-pt Field Goal Attempts (244 ranked)					Antoine Davis, Detroit Mercy	195	Sloan Seymour, Siena	125
Assist Turnover Ratio (250 ranked)	James Towns	228	3	1.59	Justin Jenifer, Cincinnati	10.17	Jalen Pickett, Siena	2.97
Assists Per Game (245 ranked)	James Towns	88	3	4.7	Ja Morant, Murray St.	9.9	Jalen Pickett, Siena	7.3
Blocked Shots Per Game (236 ranked)	Dominic Robb	7	1	3.13	Brandon Gilbeck, Western Ill.	3.94	Dominic Robb, Niagara	3.13
Defensive Rebounds per Game (248 ranked)	Marvin Prochet	62	1	6.33	Demajeo Wiggins, Bowling Green	8.67	Marvin Prochet, Niagara	6.33
Double Doubles (212 ranked)	Marvin Prochet Dominic Robb	32 212	1 6	6 2	Mike Daum, South Dakota St. Dedric Lawson, Kansas Demajeo Wiggins, Bowling Green	11 11 11	Marvin Prochet, Niagara	6
Field-Goal Percentage (250 ranked)					Tristan Clark, Baylor	73.7	Evan Fisher, Siena	54.3
Free Throw Attempts (243 ranked)	James Towns	94	3	86	Justin James, Wyoming	148	Takal Molson, Canisius	100
Free Throws Made (244 ranked)	James Towns	62	2	72	Justin James, Wyoming	112	Takal Molson, Canisius	75
Free-Throw Percentage (250 ranked)	James Towns	99	1	83.7	Gavin Peppers, Nicholls St.	95.8	James Towns, Niagara	83.7
Minutes Per Game (250 ranked)	James Towns	223	6	32:45	Jahlil Jenkins, Fairleigh Dickinson	38:36	Rickey McGill, Iona	36:39
Offensive Rebounds Per Game (244 ranked)	Marvin Prochet	237	5	2.17	James Thompson IV, Eastern Mich.	4.47	Kevin Marfo, Quinnipiac	3.55
Points Per Game (250 ranked)	Marvin Prochet	141	3	17.2	Chris Clemons, Campbell	29.3	Cameron Young, Quinnipiac	18.5
Rebounds Per Game (249 ranked)	Marvin Prochet	66	2	8.5	Nico Carvacho, Colorado St.	12.6	Kevin Marfo, Quinnipiac	9.3
Steals Per Game (250 ranked)					Brian Beard Jr., FIU	3.33	Rickey McGill, Iona	2.46
Three-Point Field Goals Per Game (246 ranked)	Marvin Prochet	76	4	2.83	Antoine Davis, Detroit Mercy	5.06	Landon Taliaferro, Fairfield	3.53
Three-Point Field-Goal Percentage (146 ranked)	Marvin Prochet	63	2	41.5	Brendan Barry, Dartmouth	51.9	Landon Taliaferro, Fairfield	47.3
Total 3-point FGM (238 ranked)	Marvin Prochet	210	4	34	Antoine Davis, Detroit Mercy	81	Landon Taliaferro, Fairfield	53
Total Assists (241 ranked)	James Towns	85	3	70	Ja Morant, Murray St.	129	Jalen Pickett, Siena	110
Total Blocks (234 ranked)	Dominic Robb	4	1	47	Brandon Gilbeck, Western Ill.	63	Dominic Robb, Niagara	47
Total Field Goal Attempts (247 ranked)					Antoine Davis, Detroit Mercy	373	Davauhnte Turner, Saint Peter's	210
Total Field Goals Made (244 ranked)					Lamine Diane, CSUN	156	Evan Fisher, Siena	95
Total Minutes (250 ranked)					Skyler Flatten, South Dakota St.	655:18	Jalen Pickett, Siena	545:30
Total Points (245 ranked)					Chris Clemons, Campbell	440	Davauhnte Turner, Saint Peter's	242
Total Rebounds (246 ranked)	Marvin Prochet	221	2	102	Nico Carvacho, Colorado St.	202	Jonathan Kasibabu, Fairfield	116
Total Steals (250 ranked)					Brian Beard Jr., FIU	50	Rickey McGill, Iona	32
Triple Doubles (1 ranked)					17 players tied	1		

THE LAST TIME - TEAM

Scored 100 Points (regulation).....	W, 100-76 vs. Marist (2/23/18)
Scored 100 Points (overtime).....	W, 105-100 (2OT) vs. Quinnipiac (2/1/15)
Scored 90 Points.....	W, 95-83 vs. Fairfield (2/10/18)
Scored 80 Points.....	W, 83-75 vs. Norfolk State (12/29/18)
Scored 60-Plus Points In A Half	61 in second half vs. Canisius (1/27/18)
Had a 40-Point Win.....	103-63 vs. Hartford (11/29/08)
Had a 30-Point Win.....	88-55 vs. Saint Peter's (1/3/07)
Had a 20-point Win.....	W, 100-76 vs. Marist (2/23/18)
Won an Overtime Game.....	W, 93-90 vs. Iona (1/31/13)
Lost an Overtime Game.....	L, 98-93 vs. Iona (12/29/17)
Won a Double-Overtime Game	W, 105-100 vs. Quinnipiac (2/1/15)
Lost a Double-Overtime Game	L, 89-87 vs. Loyola (2/2/13)
Lost a Triple-Overtime Game.....	L, 102-97 vs. Canisius (3/3/16)
Won The Game In The Final Seconds.....	1.1 seconds by Keleaf Tate vs. Cornell (12/16/18)
Five Players in Double-Digit Scoring	Robb, Prochet, Tate, Towns, Hammond at Manhattan (1/5/19)
Four Players in Double-Digit Scoring	Hammond, Solomon, Towns, Prochet vs. Albany (12/31/18)
Made 35-plus Field Goals.....	40 vs. Marist (2/23/18)
Made 30-plus Field goals	32 at Iona (2/16/18)
Made 25-plus Field goals	27 vs. Norfolk State (12/29/18)
Made Fewer Than 15 Field Goals	14 at St. John's (12/9/15)
Had 70-79 Field Goal Attempts	72 vs. Marist (2/23/18)
Had 80-89 Field Goal Attempts	83 vs. Iona (1/31/13)
Had 90-99 Field Goal Attempts	92 vs. Iona (12/29/17)
Shot Over 60 Percent From The Field.....	62.3 (33-for-53) vs. Drexel (11/23/16)
Shot Over 55 Percent From The Field.....	55.6 (40-for-72) vs. Marist (2/23/18)
Shot Less Than 30 Percent From The Field.....	25.0 (14-for-56) at St. John's (12/9/15)
Made 10+ Three-Point Field Goals	10 vs. Norfolk State (12/29/18)
Made 15+ Three-Point Field Goals	15 at Canisius (1/27/18)
Had 35+ Three-Point Field Goal Attempts	35 vs. Iona (2/12/13)
Shot Over 50 Percent From The 3-Point Line.....	52.2 (12-for-23) vs Quinnipiac (2/8/18)
Made 35-39 Free Throws.....	38 vs. Manhattan (1/19/13)
Made 40+ Free Throws	40 vs. Canisius (2/16/05)
Had 40-49 Free Throw Attempts.....	40 vs. Davidson (12/11/13)
Shot Over 90 Percent From The Foul Line (min. 10 made).....	92.3 (12-for-13) vs. Marist (2/23/18)
Shot Over 90 Percent From The Foul Line (min. 20 made).....	96.3 (26-for-27) at Marist (12/2/16)
Shot 100 Percent From The Foul Line.....	14-for-14 at Minnesota (11/15/17)
Had 50-59 Rebounds.....	56 vs. Iona (12/29/17)
Had 20-29 Assists	21 vs. Norfolk State (12/29/18)
Had 10+ Blocked Shots.....	10 vs. Marist (2/23/18)
Had 15+ Steals	15 vs. Monmouth (1/10/14)
Caused 25+ Turnovers.....	25 vs. Brown (12/29/13)
Committed 5 Or Fewer Turnovers.....	4 vs Cornell (12/16/18)
NU Played as Ranked Team.....	No. 17 vs. NC State, L 108-88 (3/13/70)
NU Played a Ranked Opponent	at No. 14/15 Minnesota, L 107-81 (11/15/17)
NU Defeated a Ranked Opponent	No. 4 St. John's, W 62-59 (12/15/84)
NU Lost To a Ranked Opponent.....	at No. 14/15 Minnesota, L 107-81 (11/15/17)
NU Faced a No. 1 Ranked Team.....	at No. 1 Kansas, L 134-73 (1/9/97)

LAST TIME - INDIVIDUAL

Scored 30+	31, James Towns at Canisius (1/27/18)
Scored 35+	37, Kahlil Dukes at Monmouth (2/4/18)
Scored 40+	41, Charron Fisher vs. Iona (2/16/08)
Two Players Scored 20+ Points	Marvin Prochet (24) and Keleaf Tate (23) vs. Cornell (12/16/18)
Three Players Scored 20+ Points	Towns (31), Scott (28), Dukes (23) at Canisius (1/27/18)
10+ Field Goals Made by a Player	10, Dominic Robb vs. Fairfield (3/3/18)
15+ Field Goals Made by a Player	15, Charron Fisher at Loyola (1/3/08)
25-29 Field Goal Attempts by a Player.....	25, Kahlil Dukes vs. Iona (12/29/17)
Player Shot 100% With 5+ Field Goal Attempts	Matt Scott (5-for-5) vs. Canisius (12/6/14)
Player Shot .700 With 10+ Field Goal Attempts	Greg Kuakumensah (.700) 7-for-10 vs. Marist (2/23/18)
Player Shot .800 With 10+ Field Goal Attempts	James Towns (.818) 9-for-11 at Canisius (1/27/18)
Player Shot .900 With 10+ Field Goal Attempts.....	James Mathis (.900) 10-for-11 vs. Fairfield (3/3/06)
5+ 3pt Field Goals Made by a Player.....	5, Marvin Prochet & Keleaf Tate vs. Cornell (12/16/18)
8+ 3pt Field Goals Made by a Player.....	*8, Kahlil Dukes at New Hampshire (12/5/17)
10+ 3pt Field Goal Attempts by a Player	11, Khalil Dukes at Canisius (1/27/18)
Player Shot .800 With 5+ 3pt Field Goal Attempts	Keleaf Tate (5-for-5) vs Quinnipiac (2/8/18)
10+ Free Throws Made by a Player	11, James Towns vs. Norfolk State (12/29/18)
15+ Free Throws Made by a Player	15, Antoine Mason at Seton Hall (11/9/13)
10+ Free Throws Attempted by a Player	10, James Towns at Canisius (1/27/18)
15+ Free Throws Attempted by a Player	15, Matt Scott vs. UT Arlington (11/25/17)
Player Shot 1.000 With 10+ Free Throw Attempts	Kahlil Dukes (10-for-10) at Monmouth (2/4/18)
15+ Rebounds by a Player	15, Marvin Prochet vs. Iona (12/29/17)
20+ Rebounds by a Player	21, Clif Brown vs. Binghamton (11/16/06)
Two Players with 10 or More Rebounds	Marvin Prochet (11) and Matt Scott (11) vs. Fairfield (2/10/18)
10+ Assists by a Player.....	10, James Towns vs. Norfolk State (12/29/18)
5+ Assists by a Player.....	6, James Towns at Manhattan (1/5/19)
5+ Blocked Shots by a Player.....	8, Dominic Robb vs. St. Bonaventure (11/12/18)
5+ Steals by a Player	5, Kahlil Dukes vs. Quinnipiac (3/2/17)
Double-Double by a Player	Dominic Robb (17 points, 10 rebounds) at Manhattan (1/5/19)
Triple-Double by a Player	Anthony Nelson (10 points, 10 rebounds, 14 assists) vs. Marist (2/6/11)

* - Tied for second most in program history.

2018-19 NIAGARA UNIVERSITY MEN'S BASKETBALL



Official Basketball Box Score - Final Niagara vs St. Bonaventure

11/12/18 Gallagher Center, Niagara University, NY
2018-19 Men's Basketball

Game Time: 07:00 PM
Game Duration: 01:00
Attendance: 2221

Officials
D.J. CARSTENSEN
Ken CLARK
Nathan FARRELL

Niagara

Record: 1-0

NO.	Name	Min	FG	3P	FT	Rebounds	Fouls	TP	AS	TO	ST	Blocks	+/
11	PROCHET Marvin	F 33:30	6-9	3-5	5-7	3	7	10	1	2	8	0	5
32	ROBB Dominic	F 27:01	2-5	0-1	2-2	1	4	5	2	1	6	0	6
0	BARTON Chris	G 25:39	2-5	0-1	2-2	1	3	4	1	1	6	2	0
2	TATE Keleaf	G 31:12	7-16	2-5	1-2	1	3	1	5	17	3	0	1
5	TOWNS James	G 26:47	4-10	1-4	9-12	2	1	3	3	7	16	2	1
15	KUAKUMENSAH Greg	02:48	0-1	0-0	0-0	0	0	1	1	0	0	1	0
10	HAMMOND Marcus	16:30	0-3	0-2	0-0	0	4	4	0	0	1	0	0
24	KING Greg	12:59	2-3	0-0	0-0	2	0	2	1	1	4	0	1
21	GREEN Kierell	06:30	2-2	0-0	0-0	1	0	1	0	0	4	0	0
1	FRAGALA Dominik	09:17	2-5	1-2	0-0	1	1	2	0	0	5	1	0
4	SOLOMON Raheem	07:47	0-3	0-2	0-0	2	1	3	1	0	1	2	0
Team													
Totals			27-62	7-22	19-25	14	25	39	11	22	80	13	8

Shooting By Period		
1 st	FG%	13-33 (39.4%)
	3PT%	3-11 (27.3%)
	FT%	5-9 (55.6%)
2 nd	FG%	14-29 (48.3%)
	3PT%	4-11 (36.4%)
	FT%	14-16 (87.5%)
3 rd	FG%	27-62 (43.5%)
	3PT%	7-22 (31.8%)
	FT%	19-25 (76%)

Dead Ball Rebounds: 1, 1

Technical Fouls: NONE

St. Bonaventure

Record: 1-2

NO.	Name	Min	FG	3P	FT	Rebounds	Fouls	TP	AS	TO	ST	Blocks	+/
5	NDALAKKONDI Tahiru	F 32:35	6-12	2-3	0-1	4	9	13	4	2	14	1	3
32	KIFULE Amadi	F 18:11	2-8	0-0	0-0	1	3	4	2	1	4	0	1
0	LOFTON Kyle	G 28:07	3-6	1-2	0-0	2	2	4	5	0	7	4	1
1	WELCH Dominick	G 32:34	4-10	2-4	0-0	0	6	6	2	1	10	3	2
23	POYSEY Jalen	G 40:00	9-18	1-4	2-2	0	1	1	6	21	2	0	0
21	OSUNMIYI Olu	21:49	7-8	0-0	0-0	2	4	1	14	0	3	2	0
4	KAPUTO Nelson	23:13	1-6	0-2	0-0	0	3	3	2	0	3	4	2
3	OKULU Alpha	03:51	0-1	0-0	0-0	0	0	0	2	0	0	0	0
Team													
Totals			32-68	6-15	2-3	11	26	37	22	11	72	13	8

Shooting By Period		
1 st	FG%	13-32 (40.6%)
	3PT%	3-6 (50%)
	FT%	2-2 (100%)
2 nd	FG%	19-36 (52.8%)
	3PT%	3-9 (33.3%)
	FT%	0-1 (0%)
3 rd	FG%	32-68 (47.1%)
	3PT%	6-15 (40%)
	FT%	2-3 (66.7%)

Dead Ball Rebounds: 0, 0

Technical Fouls: NONE

	NIA	SBU
Biggest lead	11 (2 nd 05:05)	9 (1 st 9:10)
Best Scoring Run	14 (1 st 6:14)	8 (1 st 9:10)
Lead Changes	3	
Times Tied	1	
Time with Lead	22:46	16:04



genius sports



Official Basketball Box Score -- Game Totals -- Final Statistics Niagara vs Wyoming

11/16/18 7:05 pm at Laramie, Wyo. (Arena Auditorium)



Niagara 72 • 2-1

##	Player	FG	3P	FT	Rebounds	PF	TP	A	TO	Blk	Stl	Min
11	Prochet, Marvin	f 8-17	5-11	2-4	3	9	12	1	23	0	1	0
32	Robb, Dominic	f 4-9	1-1	4-4	2	4	6	3	13	1	1	0
00	Barton, Chris	g 4-12	2-6	2-2	0	5	5	1	12	2	3	0
02	Tate, Keleaf	g 0-6	0-3	0-0	0	3	3	1	0	2	0	1
05	Towns, James	g 2-9	0-3	4-5	0	3	3	2	8	3	2	0
04	Solomon, Raheem	5-9	2-6	0-0	1	1	2	1	12	1	1	0
10	Hammond, Marcus	0-0	0-0	0-0	0	0	0	0	0	1	0	0
15	Kuakumensah, Greg	0-1	0-0	0-0	1	0	1	2	0	0	0	0
21	Green, Kierell	0-1	0-0	0-0	1	0	1	1	0	0	1	0
24	King, Greg	2-2	0-0	0-0	1	1	2	3	4	0	1	0
Team												
Totals		25-66	10-30	12-15	10	29	39	16	72	10	11	3

FG % 1st Half: 13-33 39.4% 2nd half: 12-33 36.4% Game: 25-66 37.9%
3FG % 1st Half: 4-17 23.5% 2nd half: 6-13 46.2% Game: 10-30 33.3%
FT % 1st Half: 3-4 75.0% 2nd half: 9-11 81.8% Game: 12-15 80.0%

Deadball Rebounds
1

Wyoming 67 • 1-3

##	Player	FG	3P	FT	Rebounds	PF	TP	A	TO	Blk	Stl	Min
14	MUELLER, Austin	f 2-3	0-0	1-2	0	5	5	3	5	1	3	1
00	HENDRICKS, Jake	g 6-12	3-6	0-0	0	3	3	2	15	1	3	0
01	JAMES, Justin	g 7-15	2-3	7-8	1	7	8	2	23	1	1	0
03	REDDING, Nyaires	g 2-4	0-1	0-0	0	1	1	2	4	3	1	0
24	MALDONADO, Hunter	g 6-18	0-6	1-2	3	12	15	4	13	2	4	1
02	BANKS, A.J.	0-2	0-1	0-0	0	1	1	1	0	0	1	0
05	JOHNSON, Tariq	0-3	0-1	0-0	1	0	1	1	0	0	1	0
13	TAYLOR, TJ	0-2	0-0	1-2	3	0	3	0	1	0	1	0
22	PORTER, Brandon	2-3	2-2	0-0	0	1	1	0	6	0	0	1
Team												
Totals		25-62	7-20	10-14	9	33	42	15	67	8	15	3

FG % 1st Half: 9-30 30.0% 2nd half: 16-32 50.0% Game: 25-62 40.3%
3FG % 1st Half: 4-11 36.4% 2nd half: 3-9 33.3% Game: 7-20 35.0%
FT % 1st Half: 3-4 75.0% 2nd half: 7-10 70.0% Game: 10-14 71.4%

Deadball Rebounds
3

Officials: Tony Padilla, Doran Gotschall, Ryan Holmes
Technical fouls: Niagara-Robb, Dominic; Prochet, Marvin. Wyoming-None.
Attendance: 3793

Score by periods	1st	2nd	Total
Niagara	33	39	72
Wyoming	25	42	67

	In	Off	2nd	Fast	Bench
Points	26	15	8	4	16
Paint	24	12	9	0	7

Last FG - NIA 2nd-00:57, WY 2nd-00:19.
Largest lead - NIA by 9 1st-13:31, WY by 1 1st-09:05.
NIA led for 36:22, WY led for 01:54, Game was tied for 01:44.

Score tied - 4 times.
Lead changed - 4 times.

Official Basketball Box Score -- Game Totals -- Final Statistics Niagara vs Loyola Chicago

11/14/18 7:00 p.m. at Gentile Arena - Chicago, Ill.

Niagara 62 • 1-1

##	Player	FG	3P	FT	Rebounds	PF	TP	A	TO	Blk	Stl	Min
11	Prochet, Marvin	f 4-16	3-7	3-3	6	5	11	4	14	2	1	0
32	Robb, Dominic	f 3-7	1-3	3-3	0	3	3	3	10	0	1	4
00	Barton, Chris	g 3-6	0-2	7-8	0	2	2	1	13	3	1	0
02	Tate, Keleaf	g 2-11	2-6	0-0	2	3	5	1	6	1	3	0
05	Towns, James	g 7-15	1-2	4-5	3	4	7	1	19	1	2	0
01	Fragala, Dominik	0-3	0-1	0-0	0	0	0	1	0	1	0	0
04	Solomon, Raheem	0-1	0-1	0-0	0	1	1	1	0	1	0	0
10	Hammond, Marcus	0-0	0-0	0-0	2	0	2	1	0	0	0	0
15	Kuakumensah, Greg	0-1	0-1	0-0	0	0	0	1	0	0	0	0
21	Green, Kierell	0-0	0-0	0-0	0	0	0	0	0	0	0	0
24	King, Greg	0-5	0-0	0-0	1	5	6	2	0	0	1	0
Team												
Totals		19-65	7-23	17-19	14	23	37	16	62	9	9	4

FG % 1st Half: 10-29 34.5% 2nd half: 9-36 25.0% Game: 19-65 29.2%
3FG % 1st Half: 3-11 27.3% 2nd half: 4-12 33.3% Game: 7-23 30.4%
FT % 1st Half: 6-7 85.7% 2nd half: 11-12 91.7% Game: 17-19 89.5%

Deadball Rebounds
0

Loyola Chicago 75 • 2-1

##	Player	FG	3P	FT	Rebounds	PF	TP	A	TO	Blk	Stl	Min
30	Uguak, Aher	f 6-9	0-2	3-4	2	2	4	1	15	3	2	0
25	Krutwig, Cameron	c 7-7	0-0	4-7	2	9	11	3	18	3	3	4
01	Williamson, Lucas	g 2-6	2-5	0-0	0	5	5	6	0	0	0	1
05	Townes, Marques	g 6-14	1-4	2-3	1	8	9	0	15	4	1	2
13	Custer, Clayton	g 6-9	1-3	1-3	0	1	1	4	14	2	1	0
04	Skokna, Bruno	1-5	1-5	0-0	0	3	3	2	3	1	1	0
12	Negron, Christian	0-1	0-0	0-0	0	1	1	0	0	0	0	0
20	Bujdoso, Isaiah	1-2	0-0	0-0	0	2	2	0	2	2	0	0
23	Kaifes, Cooper	0-1	0-0	0-0	0	1	1	0	0	1	1	0
33	Agunanne, Franklin	1-4	0-0	0-0	1	1	2	2	2	0	1	0
Team												
Totals		30-58	5-19	10-17	8	34	42	17	75	16	10	6

FG % 1st Half: 14-34 41.2% 2nd half: 16-24 66.7% Game: 30-58 51.7%
3FG % 1st Half: 3-13 23.1% 2nd half: 2-6 33.3% Game: 5-19 26.3%
FT % 1st Half: 4-7 57.1% 2nd half: 6-10 60.0% Game: 10-17 58.8%

Deadball Rebounds
4

Officials: Jeff Malham, K.B. Burdett Jr., Mike O'Neill
Technical fouls: Niagara-TEAM. Loyola Chicago-None.
Attendance: 2648

Score by periods	1st	2nd	Total
Niagara	29	33	62
Loyola Chicago	35	40	75

Official Basketball Box Score -- Game Totals -- Final Statistics Grambling State vs Niagara University

11/23/18 4:05pm at Gallagher Center

Grambling State 74 • 3-2

##	Player	FG	3P	FT	Rebounds	PF	TP	A	TO	Blk	Stl	Min
----	--------	----	----	----	----------	----	----	---	----	-----	-----	-----

2018-19 NIAGARA UNIVERSITY MEN'S BASKETBALL

Official Basketball Box Score -- Game Totals -- Final Statistics St. Francis Brooklyn vs Niagara University 11/24/18 7:03pm at 'Taps' Gallagher Center

St. Francis Brooklyn 75 • 3-3

#	Player	Total		3-Ptr		Rebounds			PF	TP	A TO Blk Stl				Min
		FG-FGA	FG-FGA	FT-FTA	FT-FTA	Off	Def	Tot			A	TO	Blk	Stl	
05	Evans,Yaradyah	f	1-5	1-3	1-4	0	3	3	1	4	0	1	1	0	18
33	Celen,Deniz	f	1-2	0-0	0-0	1	2	3	3	2	0	3	0	0	5
02	Hurley,Rosel	g	1-2	0-0	0-0	0	2	2	1	2	0	1	0	1	14
10	Sanabria,Glenn	g	7-19	4-10	0-0	0	4	4	3	18	6	0	1	0	38
14	Jordan,Jalen	g	5-12	4-7	0-0	1	3	4	0	14	0	2	1	1	35
04	Hawkins,Chauncey	g	6-11	3-6	7-8	0	1	1	3	22	1	1	0	0	24
13	Williams,Keon	g	3-5	1-2	0-0	0	2	7	9	2	7	2	1	0	32
23	Johnson,Cori	g	1-5	0-0	0-0	2	2	4	3	2	1	1	1	0	10
41	Rohlehr,Christian	g	1-4	0-0	2-5	4	5	9	3	4	0	0	3	0	24
	Team					3	4	7							
Totals			26-65	13-28	10-17	13	33	46	19	75	10	10	7	4	200

FG % 1st Half: 12-34 35.3% 2nd half: 14-31 45.2% Game: 26-65 40.0%
3FG % 1st Half: 6-14 42.9% 2nd half: 7-14 50.0% Game: 13-28 46.4%
FT % 1st Half: 1-4 25.0% 2nd half: 9-13 69.2% Game: 10-17 58.8%

Deadball
Rebounds
3

Niagara University 63 • 2-3

#	Player	Total		3-Ptr		Rebounds			PF	TP	A TO Blk Stl				Min
		FG-FGA	FG-FGA	FT-FTA	FT-FTA	Off	Def	Tot			A	TO	Blk	Stl	
32	Robb, Dominic	f	6-12	1-1	4-6	1	3	4	3	17	0	2	4	1	31
00	Barton, Chris	g	1-7	0-4	3-5	0	3	3	4	5	1	2	0	0	29
02	Tate, Keleaf	g	3-9	1-3	0-0	2	3	5	0	7	0	2	0	0	36
04	Solomon, Raheem	g	4-8	2-4	2-4	3	3	6	4	12	0	3	0	1	20
05	Towns, James	g	0-7	0-0	2-2	0	3	3	0	2	2	3	0	0	27
01	Fragala, Dominik	g	0-0	0-0	0-0	0	0	0	0	0	0	0	0	0	4
10	Hammond, Marcus	g	1-5	0-1	1-2	0	0	0	3	3	2	0	0	0	17
15	Kuakumensah, Greg	g	2-5	0-3	6-6	1	9	10	3	10	0	0	1	0	25
24	King, Greg	g	3-3	0-0	1-1	0	4	4	1	7	1	0	1	0	11
	Team					1	2	3							
Totals			20-56	4-16	19-26	8	30	38	18	63	6	12	6	2	200

FG % 1st Half: 12-29 41.4% 2nd half: 8-27 29.6% Game: 20-56 35.7%
3FG % 1st Half: 1-5 20.0% 2nd half: 3-11 27.3% Game: 4-16 25.0%
FT % 1st Half: 5-5 100.0 2nd half: 14-21 66.7% Game: 19-26 73.1%

Deadball
Rebounds
2

Officials: John Garbinski, Josh White, Marek Drabinski
Technical fouls: St. Francis Brooklyn-None. Niagara University-None.
Attendance: 837

Score by periods	1st	2nd	Total
St. Francis Brooklyn	31	44	75
Niagara University	30	33	63

Points	In	Off	2nd	Fast	Bench
SFBKM	Paint	T/O	Chance	Break	
NIA	24	15	8	7	35
	24	7	6	9	20

Last FG - SFBKM 2nd-03:57, NIA 2nd-00:15.
Largest lead - SFBKM by 16 2nd-01:57, NIA by 6 1st-07:09.
SFBKM led for 20:02. NIA led for 14:46. Game was tied for 05:12.

Score tied - 7 times.
Lead changed - 11 times.

Official Basketball Box Score -- Game Totals -- Final Statistics Niagara vs Saint Francis (PA) 11/30/18 7:00 pm at

Niagara 75 • 2-4

#	Player	Total		3-Ptr		Rebounds			PF	TP	A TO Blk Stl				Min
		FG-FGA	FG-FGA	FT-FTA	FT-FTA	Off	Def	Tot			A	TO	Blk	Stl	
15	Kuakumensah, Greg	f	0-1	0-1	0-0	0	2	2	4	0	0	0	0	0	8
32	Robb, Dominic	f	9-14	0-2	4-6	1	7	8	2	22	2	0	3	0	35
00	Barton, Chris	g	1-6	1-2	0-0	3	2	5	3	3	2	2	0	0	31
02	Tate, Keleaf	g	4-12	3-8	4-4	1	3	4	2	15	2	1	0	0	26
05	Towns, James	g	5-11	3-5	3-3	0	4	4	0	16	3	4	0	1	31
01	Fragala, Dominik	g	0-2	0-1	0-0	0	0	0	0	0	0	0	0	0	8
04	Solomon, Raheem	g	4-9	1-5	4-5	1	3	4	3	13	0	2	0	0	17
10	Hammond, Marcus	g	0-0	0-0	2-2	0	0	0	0	2	0	0	0	0	9
21	Green, Kierell	g	1-4	0-1	0-0	0	6	6	4	2	1	2	0	2	21
24	King, Greg	g	1-4	0-0	0-0	2	2	4	2	2	0	3	0	0	14
	Team					3	0	3							
Totals			25-63	8-25	17-20	11	29	40	20	75	10	15	3	3	200

FG % 1st Half: 10-33 30.3% 2nd half: 15-30 50.0% Game: 25-63 39.7%
3FG % 1st Half: 3-13 23.1% 2nd half: 5-12 41.7% Game: 8-25 32.0%
FT % 1st Half: 10-12 83.3% 2nd half: 7-8 87.5% Game: 17-20 85.0%

Deadball
Rebounds
3

Saint Francis (PA) 79 • 3-4

#	Player	Total		3-Ptr		Rebounds			PF	TP	A TO Blk Stl				Min
		FG-FGA	FG-FGA	FT-FTA	FT-FTA	Off	Def	Tot			A	TO	Blk	Stl	
05	Myles Thompson	f	2-4	0-2	0-1	1	4	5	1	4	0	0	0	0	12
33	Luidgy Laporal	f	5-12	0-0	1-1	4	3	7	3	11	0	1	0	0	22
03	Jamaal King	g	3-10	1-3	2-3	0	2	2	3	9	5	4	0	1	31
13	Keith Braxton	g	9-13	1-3	6-6	1	11	12	2	25	7	2	0	3	37
14	Andre Wolford	g	2-9	2-8	1-2	0	1	1	0	7	0	0	0	2	32
01	Ramir Dixon-Conover	g	1-2	0-0	0-0	0	1	1	0	2	1	2	0	0	3
04	Randall Gaskins	g	0-2	0-1	0-0	2	1	3	2	0	0	2	1	0	18
11	Isaiah Blackmon	g	3-11	1-6	2-2	2	2	4	3	9	0	0	0	0	22
30	Deivydus Kuzavas	g	2-3	0-0	0-0	2	0	2	2	4	0	1	0	0	7
42	Mark Flagg	g	4-6	0-0	0-1	2	2	4	3	8	0	1	1	0	16
	Team					1	0	1							
Totals			31-72	5-23	12-16	15	27	42	19	79	13	13	2	6	200

FG % 1st Half: 17-41 41.5% 2nd half: 14-31 45.2% Game: 31-72 43.1%
3FG % 1st Half: 1-11 9.1% 2nd half: 4-12 33.3% Game: 5-23 21.7%
FT % 1st Half: 8-11 72.7% 2nd half: 4-5 80.0% Game: 12-16 75.0%

Deadball
Rebounds
1

Officials: Mike Palau,Michael Nardone,Matt Potter
Technical fouls: Niagara-None. Saint Francis (PA)-None.
Attendance: 992
2018-19 Men's Basketball. Round: 0. Niagara vs Saint Francis (PA). Played at .

Score by periods	1st	2nd	Total
Niagara	33	42	75
Saint Francis (PA)	43	36	79

Points	In	Off	2nd	Fast	Bench
NIA	Paint	T/O	Chance	Break	
SFU	18	6	4	1	17
	18	11	12	9	21

Last FG - NIA 2nd-00:59, SFU 2nd-00:26.
Largest lead - NIA by 2 1st-19:12, SFU by 15 1st-11:20.
NIA led for 01:04. SFU led for 37:06. Game was tied for 01:23.

Score tied - 1 time.
Lead changed - 1 time.

Official Basketball Box Score -- Game Totals -- Final Statistics Niagara vs Pitt 12/3/18 7:00 pm at Petersen Events Center (Pittsburgh, Pa.)

Niagara 71 • (3-4)

#	Player	Total		3-Ptr		Rebounds			PF	TP	A TO Blk Stl				Min
		FG-FGA	FG-FGA	FT-FTA	FT-FTA	Off	Def	Tot			A	TO	Blk	Stl	
21	Green, Kierell	f	1-3	0-1	0-2	1	4	5	4	2	0	0	0	1	15
32	Robb, Dominic	f	5-9	0-0	2-2	1	4	5	5	12	3	1	4	1	26
00	Barton, Chris	g	2-6	1-3	1-3	0	4	4	2	6	3	6	0	0	32
02	Tate, Keleaf	g	6-15	4-9	1-2	2	5	7	2	17	1	5	0	2	35
05	Towns, James	g	4-8	1-1	3-4	1	5	6	2	12	9	6	0	1	36
01	Fragala, Dominik	g	0-1	0-1	0-0	0	0	0	0	0	0	0	0	0	3
04	Solomon, Raheem	g	0-3	0-2	0-0	0	0	0	0	2	0	2	0	0	10
10	Hammond, Marcus	g	1-1	0-0	0-0	1	0	1	0	2	0	2	0	0	4
15	Kuakumensah, Greg	g	4-5	2-2	2-2	1	6	7	3	12	0	1	2	1	25
24	King, Greg	g	4-5	0-0	0-0	0	1	1	1	8	0	1	0	0	14
	Team					2	0	2							
Totals			27-56	8-19	9-15	9	29	38	21	71	16	24	6	6	200

FG % 1st Half: 13-27 48.1% 2nd half: 14-29 48.3% Game: 27-56 48.2%
3FG % 1st Half: 4-11 36.4% 2nd half: 4-8 50.0% Game: 8-19 42.1%
FT % 1st Half: 4-8 50.0% 2nd half: 5-7 71.4% Game: 9-15 60.0%

Deadball
Rebounds
2

Pitt 70 • (7-2)

#	Player		Total		3-Ptr		Rebounds			PF	TP	A TO Blk Stl				Min
			FG	FGA	FG	FGA	FT	FTA	Off			Def	Tot	A	TO	
15	Chukwuka,Kene	c	0-2	0-2	3-4		2	0	2	2	3	2	0	0	0	23
01	Johnson,Xavier	g	7-16	3-5	2-5		0	1	1	2	19	3	4	0	3	32
02	McGowens,Trey	g	4-8	2-5	2-2		1	1	2	2	12	0	5	0	4	25
03	Ellison,Malik	g	3-5	0-0	1-2		1	1	2	3	7	2	3	0	0	17
05	Toney,Au'Diese	g	3-3	2-2	4-5		0	9	9	4	12	0	4	0	1	24
04	Wilson-Frame,Jared	g	3-11	2-8	0-0		0	3	3	2	8	6	1	1	0	32
11	N'Dir,Sidy		1-6	1-3	0-0		0	2	2	1	3	3	0	0	1	21
13	Davis,Khameron		0-0	0-0	0-0		0	2	2	0	0	1	0	0	0	12
21	Brown,Terrell		3-6	0-0	0-0		0	3	3	0	6	0	1	1	0	12
42	Ilegomah,Peace		0-0	0-0	0-0		0	0	0	2	0	0	0	0	0	2
	Team						3	2	5							
Totals			24-57	10-25	12-18		2	24	31	18	70	17	18	2	9	200

2018-19 NIAGARA UNIVERSITY MEN'S BASKETBALL

Official Basketball Box Score -- Game Totals -- Final Statistics Cornell vs Niagara 12/16/18 2:00 pm at

Cornell 74 • 4-5

#	Player	Total		3-Ptr		Rebounds			PF	TP	A TO Blk Stl				Min
		FG-FGA	FG-FGA	FT-FTA	FT-FTA	Off	Def	Tot			A	TO	Blk	Stl	
04	Troy Whiteside	f	1-3	1-2	0-0	0	2	2	3	3	0	1	0	0	20
22	Josh Warren	f	8-14	1-3	3-4	1	3	4	2	20	5	2	0	0	31
33	Steve Julian	f	4-7	0-0	0-0	4	6	10	3	8	0	1	5	0	35
10	Matt Morgan	g	6-15	4-8	6-6	0	1	1	2	22	5	1	1	1	30
11	Terrance McBride	g	0-3	0-1	2-2	0	3	3	2	2	5	1	0	0	31
02	Jake Kuhn	g	0-1	0-0	0-0	0	1	1	0	0	0	1	0	0	13
03	Jimmy Boenheim	g	4-9	2-4	2-4	0	4	4	1	12	2	0	0	1	22
05	Bryan Knapp	g	1-1	0-0	0-0	0	1	1	1	2	0	0	0	0	6
23	Joel Davis	g	0-2	0-0	5-5	2	2	4	2	5	0	3	0	0	12
Team						3	6	9							
Totals		24-55	8-18	18-21	10	29	39	16	74	17	10	7	2	200	
FG % 1st Half: 16-30		53.3%	2nd half: 8-25		32.0%	Game: 24-55		43.6%	Deadball Rebounds 0						
3FG % 1st Half: 6-10		60.0%	2nd half: 2-8		25.0%	Game: 8-18		44.4%							
FT % 1st Half: 2-2		100.0	2nd half: 16-19		84.2%	Game: 18-21		85.7%							

Niagara 77 • 5-4

#	Player	Total		3-Ptr		Rebounds			PF	TP	A TO Blk Stl				Min
		FG-FGA	FG-FGA	FT-FTA	FT-FTA	Off	Def	Tot			A	TO	Blk	Stl	
11	Prochet, Marvin	f	7-15	5-8	5-11	1	9	10	1	24	2	1	0	1	38
32	Robb, Dominic	f	4-8	0-0	4-4	5	4	9	1	12	2	1	0	1	28
00	Barton, Chris	g	2-7	0-1	2-2	2	0	2	4	6	2	1	0	0	34
02	Tate, Keleaf	g	9-18	5-11	0-0	1	4	5	3	23	2	2	0	0	33
05	Towns, James	g	3-10	0-0	2-2	0	3	3	1	8	5	0	0	0	36
01	Fragala, Dominik	g	1-3	0-2	0-0	0	0	0	0	2	0	0	0	0	4
04	Solomon, Raheem	g	0-2	0-1	2-2	0	0	0	4	2	0	0	0	0	9
10	Hammond, Marcus	g	0-0	0-0	0-0	0	0	0	0	0	0	0	0	0	4
15	Kuakumensah, Greg	g	0-1	0-1	0-0	0	0	0	0	0	0	0	0	0	2
24	King, Greg	g	0-1	0-0	0-0	1	4	5	3	0	0	0	0	1	12
Team						4	0	4							
Totals		26-65	10-24	15-21	14	24	38	17	77	13	4	1	3	200	
FG % 1st Half: 15-37		40.5%	2nd half: 11-28		39.3%	Game: 26-65		40.0%	Deadball Rebounds 2						
3FG % 1st Half: 5-11		45.5%	2nd half: 5-13		38.5%	Game: 10-24		41.7%							
FT % 1st Half: 2-6		33.3%	2nd half: 13-15		86.7%	Game: 15-21		71.4%							

Officials: Jason Bradwell, Jason Mirabito, Rob Snedden
Technical fouls: Cornell-None. Niagara-None.
Attendance: 865
2018-19 Men's Basketball. Round: 0. Cornell vs Niagara. Played at .

Score by periods	1st	2nd	Total
Cornell	40	34	74
Niagara	37	40	77

Points	In Paint	Off T/O	2nd Chance	Fast Break	Bench
COR	32	3	13	8	19
NIA	16	12	18	8	4

Last FG - COR 2nd-04:32, NIA 2nd-00:01.
Largest lead - COR by 9 2nd-08:16, NIA by 4 1st-12:17.
COR led for 22:25. NIA led for 14:14. Game was tied for 03:21.

Score tied - 6 times.
Lead changed - 12 times.

Official Basketball Box Score -- Game Totals -- Final Statistics Niagara vs Army 12/22/18 1:05 p.m. at West Point, N.Y. - Christl Arena

Niagara 78 • 6-5

#	Player	Total		3-Ptr		Rebounds			PF	TP	A TO Blk Stl				Min
		FG-FGA	FG-FGA	FT-FTA	FT-FTA	Off	Def	Tot			A	TO	Blk	Stl	
11	Prochet, Marvin	f	5-13	2-4	3-4	3	6	9	3	15	1	3	3	2	26
32	Robb, Dominic	f	6-7	0-0	1-2	0	4	4	2	13	1	1	3	0	27
00	Barton, Chris	g	2-7	1-4	0-0	0	1	1	1	5	0	1	0	0	17
02	Tate, Keleaf	g	4-10	0-4	1-1	0	5	5	1	9	2	2	0	3	30
05	Towns, James	g	6-13	1-2	6-8	1	5	6	0	19	5	5	0	0	32
04	Solomon, Raheem	g	2-5	1-4	0-0	0	1	1	2	5	1	1	0	0	18
10	Hammond, Marcus	g	3-4	2-3	0-0	0	2	2	0	8	1	1	0	1	23
15	Kuakumensah, Greg	g	1-1	0-0	0-0	0	2	2	2	2	0	1	0	1	14
24	King, Greg	g	1-3	0-0	0-0	1	10	11	2	2	0	3	0	0	13
Team						2	2	4							
Totals		30-63	7-21	11-15	7	38	45	13	78	11	18	6	7	200	
FG % 1st Half: 11-31		35.5%	2nd half: 19-32		59.4%	Game: 30-63		47.6%	Deadball Rebounds 2,1						
3FG % 1st Half: 2-11		18.2%	2nd half: 5-10		50.0%	Game: 7-21		33.3%							
FT % 1st Half: 3-5		60.0%	2nd half: 8-10		80.0%	Game: 11-15		73.3%							

Army 66 • 5-8

#	Player	Total		3-Ptr		Rebounds			PF	TP	A TO Blk Stl				Min
		FG-FGA	FG-FGA	FT-FTA	FT-FTA	Off	Def	Tot			A	TO	Blk	Stl	
35	King, Alex	f	4-14	2-6	2-3	1	3	4	4	12	3	1	0	0	30
14	Wilson, Matt	c	2-10	0-0	1-2	0	4	4	1	5	0	3	0	1	25
01	Fox, Jordan	g	4-12	4-7	0-0	0	4	4	2	12	6	2	0	1	35
03	Funk, Tommy	g	3-6	2-3	2-2	0	3	3	3	10	5	4	0	0	35
10	Kessler, Jacob	g	1-2	1-2	0-0	0	0	0	0	3	0	0	0	1	8
02	Caldwell, Josh	g	0-6	0-2	0-0	3	4	7	1	4	0	1	1	0	20
00	Edwards, Cayne	g	2-6	0-0	0-0	2	4	6	3	0	0	1	0	0	11
11	Blackwell, Tucker	g	0-0	0-0	0-2	0	0	0	0	0	0	1	0	0	5
13	Grayson, Lonnie	g	3-6	3-5	1-2	0	3	3	1	10	1	0	0	2	12
23	Duhart, Aaron	g	2-3	0-0	0-0	0	2	2	1	4	0	2	0	0	5
52	Emezie, John	g	2-3	2-3	0-0	0	0	0	0	6	0	1	0	0	14
Team						2	1	3							
Totals		23-68	14-28	6-11	8	28	36	16	66	17	15	0	6	200	
FG % 1st Half: 11-34		32.4%	2nd half: 12-34		35.3%	Game: 23-68		33.8%	Deadball Rebounds 3						
3FG % 1st Half: 5-12		41.7%	2nd half: 9-16		56.3%	Game: 14-28		50.0%							
FT % 1st Half: 2-5		40.0%	2nd half: 4-6		66.7%	Game: 6-11		54.5%							

Officials: Andrew Maira, Lionel Butler, Art Jackson
Technical fouls: Niagara-None. Army-None.
Attendance: 798

Score by periods	1st	2nd	Total
Niagara	27	51	78
Army	29	37	66

Points	In Paint	Off T/O	2nd Chance	Fast Break	Bench
NIA	32	16	9	8	17
ARMY	18	14	7	2	24

Last FG - NIA 2nd-01:22, ARMY 2nd-01:03.
Largest lead - NIA by 17 2nd-02:56, ARMY by 8 1st-15:13.
NIA led for 16:37. ARMY led for 21:51. Game was tied for 01:32.

Score tied - 4 times.
Lead changed - 15 times.

Official Basketball Box Score -- Game Totals -- Final Statistics Niagara vs Cleveland State 12/19/18 7:30 PM at Cleveland, Ohio (Wolstein Center)

Niagara 60 • 5-5

#	Player		Total		3-Ptr		Rebounds			PF	TP	A TO Blk Stl				Min
			FG-FGA	FG-FGA	FT-FTA	Off	Def	Tot	A			TO	Blk	Stl		
11	Prochet, Marvin	f	4-17	1-9	3-4	4	6	10	3	12	0	2	1	1	34	
32	Robb, Dominic	f	4-9	0-2	0-0	2	8	10	1	8	3	1	3	0	19	
00	Barton, Chris	g	1-4	0-2	0-0	0	1	1	3	2	2	1	0	1	26	
02	Tate, Keleaf	g	1-7	0-4	0-0	1	2	3	3	2	2	4	0	1	25	
05	Towns, James	g	6-16	1-2	5-5	2	2	4	3	18	4	3	0	1	28	
01	Fragala, Dominik		0-0	0-0	0-0	0	0	0	0	0	0	0	0	0	1	
04	Solomon, Raheem		1-3	0-1	0-0	1	0	1	0	2	0	0	0	0	17	
10	Hammond, Marcus		3-5	3-4	0-0	0	1	1	2	9	0	1	0	0	22	
15	Kuakumensah, Greg		0-1	0-1	0-0	0	0	0	0	0	0	0	0	0	4	
21	Green, Kierell		1-3	0-2	0-0	1	1	2	3	2	0	1	0	0	7	
24	King, Greg		1-3	0-0	3-6	3	5	8	2	5	0	2	0	0	17	
	Team					4	1	5								
	Totals		22-68	5-27	11-15	18	27	45	20	60	11	15	4	4	200	
	FG % 1st Half:	11-36	30.6%	2nd half:	11-32	34.4%	Game:	22-68	32.4%						Deadball	
3FG	% 1st Half:	2-14	14.3%	2nd half:	3-13	23.1%	Game:	5-27	18.5%						Rebounds	
FT	% 1st Half:	4-6	66.7%	2nd half:	7-9	77.8%	Game:	11-15	73.3%						2	

2018-19 NIAGARA UNIVERSITY MEN'S BASKETBALL

Official Basketball Box Score -- Game Totals -- Final Statistics Albany vs Niagara University 12/31/18 3:35 PM at Gallagher Center - Niagara University

Albany 79 • 5-10

#	Player	Total		3-Ptr		Rebounds			PF	TP	A	TO	Blk	Stl	Min
		FG-FGA	FG-FGA	FT-FTA	Off Def Tot	PF	TP	A							
10	Hank, Brent	f	2-3	0-0	2-2	5	9	14	3	6	0	2	0	0	23
14	Lulka, Adam	f	5-9	0-2	3-4	1	5	6	4	13	0	1	0	1	26
00	Rizzuto, Antonio	g	2-10	1-5	1-1	1	2	3	2	6	0	0	0	2	32
02	Clark, Ahmad	g	8-18	1-6	0-0	0	5	5	3	17	10	2	0	2	34
11	Healy, Cameron	g	7-14	6-10	0-0	0	2	2	3	20	2	2	0	1	30
01	De Sousa, Malachi	g	0-0	0-0	0	0	1	1	0	0	0	1	0	0	4
03	Miller, Rayshawn	g	0-0	0-0	0	0	0	0	1	0	0	0	0	0	3
04	Brooks, Reece	g	0-1	0-1	0-0	0	0	0	0	0	0	1	0	0	1
12	Campbell, Devonte	g	4-7	1-2	3-4	2	2	4	2	12	1	0	0	0	30
23	Flory, Phillip	g	1-2	1-2	2-2	0	3	3	3	5	0	1	0	0	13
33	French, Sasha	g	0-0	0-0	0-0	0	0	0	0	0	0	0	0	0	0+
54	Lauderdale, Kendall	g	0-0	0-0	0-0	0	0	0	1	0	0	2	0	0	4
Team					1	1	2								
Totals			29-64	10-28	11-13	10	30	40	22	79	13	12	0	6	200
FG % 1st Half:		16-33	48.5%	2nd half:	13-31	41.9%	Game:		29-64	45.3%	Deadball Rebounds				
3FG % 1st Half:		6-16	37.5%	2nd half:	4-12	33.3%	Game:		10-28	35.7%					
FT % 1st Half:		4-4	100.0	2nd half:	7-9	77.8%	Game:		11-13	84.6%					

Niagara University 74 • 7-6

#	Player	Total		3-Ptr		Rebounds			PF	TP	A	TO	Blk	Stl	Min
		FG-FGA	FG-FGA	FT-FTA	Off Def Tot	PF	TP	A							
11	Prochet, Marvin	f	4-9	3-5	2-5	1	8	9	3	13	2	2	2	0	23
32	Robb, Dominic	f	2-7	0-0	1-2	1	3	4	1	5	0	1	3	0	18
00	Barton, Chris	g	1-4	0-2	0-0	1	0	1	3	2	0	1	0	0	10
02	Tate, Keleef	g	0-5	0-2	0-0	2	1	3	2	0	1	1	0	0	16
05	Towns, James	g	3-10	0-1	8-9	0	3	3	2	14	5	3	0	1	34
01	Fragala, Dominik	g	0-1	0-1	0-0	0	0	0	0	0	0	0	0	0	6
04	Solomon, Raheem	g	5-13	2-5	3-3	2	0	2	2	15	0	0	0	1	24
10	Hammond, Marcus	g	5-8	3-5	3-4	0	0	0	0	16	0	0	0	2	29
15	Kuakumensah, Greg	g	0-0	0-0	2-2	1	2	3	2	2	0	0	0	0	15
21	Green, Kierell	g	0-1	0-1	0-0	0	0	0	0	2	0	0	0	0	3
24	King, Greg	g	2-2	0-0	3-5	2	7	9	0	7	0	0	1	0	22
Team					1	2	3								
Totals			22-60	8-22	22-30	11	26	37	17	74	8	8	6	4	200
FG % 1st Half:		8-25	32.0%	2nd half:	14-35	40.0%	Game:		22-60	36.7%	Deadball Rebounds				
3FG % 1st Half:		3-10	30.0%	2nd half:	5-12	41.7%	Game:		8-22	36.4%					
FT % 1st Half:		12-15	80.0%	2nd half:	10-15	66.7%	Game:		22-30	73.3%					

Officials: D.J. Carstensen, Rob Riley, King Whetstone
Technical fouls: Albany-None. Niagara University-None.
Attendance: 829

Score by periods	1st	2nd	Total
Albany	42	37	79
Niagara University	31	43	74

Points	In	Off	2nd	Fast	Bench
UALBAN	37	6	11	9	17
NIA	29	12	10	11	40

Last FG - UALBANYM 2nd-00:28, NIA 2nd-04:37.
Largest lead - UALBANYM by 18 1st-06:10, NIA by 5 2nd-04:37.
UALBANYM led for 31:06. NIA led for 05:21. Game was tied for 03:27.

Score tied - 3 times.
Lead changed - 2 times.

Official Basketball Box Score -- Game Totals -- Final Statistics Niagara vs Fairfield 01/07/19 7:00 pm at

Niagara 59 • 7-8

#	Player	Total		3-Ptr		Rebounds			PF	TP	A	TO	Blk	Stl	Min
		FG-FGA	FG-FGA	FT-FTA	Off Def Tot	PF	TP	A							
11	Prochet, Marvin	f	3-12	1-5	2-3	2	2	4	2	9	1	1	0	2	27
32	Robb, Dominic	f	1-3	0-0	0-0	1	1	2	0	2	1	2	0	0	23
00	Barton, Chris	g	0-2	0-1	0-0	0	0	0	3	0	0	1	0	0	7
02	Tate, Keleef	g	2-10	1-6	2-2	0	4	4	0	7	0	1	0	1	26
05	Towns, James	g	2-4	0-1	0-0	1	1	2	2	4	3	6	0	2	28
01	Fragala, Dominik	g	7-9	2-4	4-5	0	0	1	0	20	1	0	0	1	17
04	Solomon, Raheem	g	2-5	2-3	0-0	0	0	0	0	2	6	1	2	0	18
10	Hammond, Marcus	g	1-2	0-1	0-0	0	1	1	4	2	3	2	1	0	24
15	Kuakumensah, Greg	g	0-0	0-0	0-0	0	1	1	1	0	0	0	0	0	5
21	Green, Kierell	g	1-2	0-0	0-0	1	1	2	0	2	0	2	0	0	9
24	King, Greg	g	3-6	0-0	1-3	1	6	7	1	7	0	0	0	0	16
Team					0	3	3				1				
Totals			22-55	6-21	9-13	6	21	27	15	59	10	18	1	6	200
FG % 1st Half:		12-30	40.0%	2nd half:	10-25	40.0%	Game:		22-55	40.0%	Deadball Rebounds				
3FG % 1st Half:		3-13	23.1%	2nd half:	3-8	37.5%	Game:		6-21	28.6%					
FT % 1st Half:		3-5	60.0%	2nd half:	6-8	75.0%	Game:		9-13	69.2%					

Fairfield 77 • 4-11

#	Player	Total		3-Ptr		Rebounds			PF	TP	A	TO	Blk	Stl	Min
		FG-FGA	FG-FGA	FT-FTA	Off Def Tot	PF	TP	A							
13	Jonathan Kasibabu	c	10-14	0-1	0-0	4	10	14	3	20	1	2	0	1	30
00	Neftali Alvarez	g	5-8	0-1	5-6	0	6	6	2	15	2	4	0	2	26
01	Felix Lemetti	g	0-5	0-5	0-0	0	1	1	1	0	2	1	0	1	30
24	Jesus Cruz	g	5-7	1-1	2-3	3	6	9	0	13	3	2	1	1	33
25	Landon Taliaferro	g	3-9	2-4	0-0	1	1	2	3	8	0	2	0	1	20
02	Taj Benning	g	0-0	0-0	0-0	0	0	0	2	0	0	1	0	0	1
05	Aidas Kavaliauskas	g	2-5	0-2	2-2	0	1	1	1	6	10	3	0	2	24
10	Thomas Nolan	g	0-1	0-1	0-0	0	0	0	0	0	0	0	0	1	1
11	Calvin Whipple	g	3-5	2-4	0-0	1	3	4	3	8	0	0	0	0	19
12	Kevin Peterson	g	0-0	0-0	0-0	0	0	0	0	0	0	0	0	0	1
14	Matija Milin	g	0-0	0-0	0-0	1	0	1	0	0	0	0	0	0	1
15	Wassef Methnani	g	2-5	1-3	0-0	0	1	1	2	5	1	2	1	0	8
30	Omar El-Sheikh	g	1-2	0-0	0-0	0	1	1	1	2	0	0	0	0	6
Team					0	0	0								
Totals			31-61	6-22	9-11	10	30	40	18	77	19	17	2	9	200
FG % 1st Half:		17-30	56.7%	2nd half:	14-31	45.2%	Game:		31-61	50.8%	Deadball Rebounds				
3FG % 1st Half:		3-8	37.5%	2nd half:	3-14	21.4%	Game:		6-22	27.3%					
FT % 1st Half:		4-4	100.0	2nd half:	5-7	71.4%	Game:		9-11	81.8%					

Officials: Michael Palau,Donnie Eppley,Jeffrey Anderson
Technical fouls: Niagara-None. Fairfield-None.
Attendance: 1037
2018-19 Men's Basketball. Round: 0. Fairfield vs Niagara. Played at .

Score by periods	1st	2nd	Total
Niagara	30	29	59
Fairfield	41	36	77

Last FG - NIA 2nd-02:34, FFD 2nd-01:21.
Largest lead - NIA by 21 1st-17:02, FFD by 21 2nd-04:44.
NIA led for 01:54, FFD led for 35:31. Game was tied for 02:10.

Score tied - 2 times.
Lead changed - 3 times.



Official Basketball Box Score -- Game Totals -- Final Statistics
Niagara vs Manhattan
01/05/19 7:05 pm at Riverside, NY - Draddy Gymnasium



Niagara 80 • 7-7; 0-1 MAAC

#	Player		Total		3-Ptr		Rebounds			PF	TP	A	TO	Blk	Stl	Min
			FG-FGA	FG-FGA	FT-FTA	Off	Def	Tot								
11	Prochet, Marvin	f	5-10	2-6	3-4	0	3	3	2	15	3	5	0	3	27	
32	Robb, Dominic	f	7-11	0-1	3-4	7	3	10	3	17	1	0	4	0	30	
00	Barton, Chris	g	1-3	0-0	0-0	0	2	2	0	2	2	0	0	0	28	
02	Tate, Keleef	g	4-9	3-7	2-2	0	1	1	3	13	1	2	0	0	23	
05	Towns, James	g	3-11	0-2	7-8	1	2	3	2	13	6	3	0	1	38	
01	Fragala, Dominik		0-0	0-0	0-0	0	0	0	0	0	0	0	0	0	2	
04	Solomon, Raheem		0-0	0-0	0-0	0	0	0	1	0	0	1	0	0	3	
00	Hammond, Marcus		3-4	2-2	2-2	1	0	1	2	10	0	0	0	0	25	
15	Kuakumensah, Greg		0-0	0-0	0-1	0	0	0	2	0	0	1	0	1	3	
21	Greek, Kierrell		2-4	0-0	2-2	0	1	1	1	6	0	0	0	0	11	
24	King, Greg		1-3	0-0	2-2	0	0	0	3	4	0	0	0	0	10	
Team						4	3	7								
Totals			26-55	7-18	21-25	13	15	28	19	80	13	12	4	5	200	
FG % 1st Half: 14-28			50.0%	2nd half: 12-27	44.4%	Game: 26-55			47.3%	Deadball						
3FG % 1st Half: 5-10			50.0%	2nd half: 2-8	25.0%	Game: 7-18			38.9%	Rebounds						
FT % 1st Half: 12-15			80.0%	2nd half: 9-10	90.0%	Game: 21-25			84.0%	2						



ROSTERS

NUMERICAL

<u>No.</u>	<u>Name</u>	<u>Yr.</u>	<u>Pos.</u>	<u>Ht./Wt.</u>	<u>Hometown/Previous School</u>	<u>Major</u>
0	Chris Barton	Sr.	G	6-3/199	Pontiac, MI/Avondale High School	Business Management
1	Dominik Fragala	R-Fr.	G	6-0/145	Chantilly, VA/John Champe High School	Academic Exploration
2	Keleaf Tate	So.	G	6-2/170	Washington, DC/Cesar Chavez High School	Academic Exploration
4	Raheem Solomon	Fr.	G	6-2/170	Hartford, CT/Sacred Heart High School	Sports Management
5	James Towns	Jr.	G	5-10/171	Detriot, MI/Henry Ford High School	Academic Exploration
10	Marcus Hammond	Fr.	G	6-1/160	Queens, NY/Cardozo High School	Academic Exploration
11	Marvin Prochet	Sr.	F	6-7/207	Brooklyn, NY/LI Lutheran High School	Sport Management
14	Ousmane Diop	Fr.	F	6-10/25	Dakar, Senegal/Perkiomen Prep School	Academic Exploration
15	Greg Kuakumensah	So.	F	6-6/200	Worcester, MA/Cushing Academy	Academic Exploration
21	Kierell Green	R-So.	F	6-7/177	Washington, DC/IEDA	Academic Exploration
24	Greg King	R-Sr.	F	6-7/238	Atlanta, GA/Eastern Kentucky University	Sport Management
25	Justin Roberts%	Jr.	G	5-10/187	Lawrence, KS/Toledo	Communications
32	Dominic Robb	Sr.	F	6-8/226	Pittsburgh, PA/Hun School of Princeton	Business Management
33	Steven Levnaic	Fr.	G	6-2/180	Hamilton, ON/RISE Centre Academy	Sports Management

ALPHABETICAL

<u>No.</u>	<u>Name</u>	<u>Yr.</u>	<u>Pos.</u>	<u>Ht./Wt.</u>	<u>Hometown/Previous School</u>	<u>Major</u>
0	Chris Barton	Sr.	G	6-3/199	Pontiac, MI/Avondale High School	Business Management
14	Ousmane Diop	Fr.	F	6-10/25	Dakar, Senegal/Perkiomen Prep School	Academic Exploration
1	Dominik Fragala	R-Fr.	G	6-0/145	Chantilly, VA/John Champe High School	Academic Exploration
21	Kierell Green	R-So.	F	6-7/177	Washington, DC/IEDA	Academic Exploration
10	Marcus Hammond	Fr.	G	6-1/160	Queens, NY/Cardozo High School	Academic Exploration
24	Greg King	R-Sr.	F	6-7/238	Atlanta, GA/Eastern Kentucky University	Sport Management
15	Greg Kuakumensah	So.	F	6-6/200	Worcester, MA/Cushing Academy	Academic Exploration
33	Steven Levnaic	Fr.	G	6-2/180	Hamilton, ON/RISE Centre Academy	Sports Management
11	Marvin Prochet	Jr.	F	6-7/207	Brooklyn, NY/LI Lutheran High School	Sport Management
32	Dominic Robb	Sr.	F	6-8/226	Pittsburgh, PA/Hun School of Princeton	Business Management
25	Justin Roberts%	Jr.	G	5-10/187	Lawrence, KS/Toledo	Communications
4	Raheem Solomon	Fr.	G	6-2/170	Hartford, CT/Sacred Heart High School	Sports Management
2	Keleaf Tate	So.	G	6-2/170	Washington, DC/Cesar Chavez High School	Academic Exploration
5	James Towns	Jr.	G	5-10/171	Detriot, MI/Henry Ford High School	Academic Exploration

% - Redshirting Due To NCAA Transfer Rules

COACHING STAFF

Head Coach: Chris Casey (Western Connecticut State '86) - 6th Season

Assistant Coach: Marc Rybczyk (Central Connecticut State '93) - 6th Season

Assistant Coach: Kareem Brown (St. Johns '07) - 6th Season

Assistant Coach: Fred Dupree (Canisius '98) - 1st Season

Director of Basketball Operations: Tavares Campbell (Southern Connecticut State '07) - 1st Season

PRONUNCIATION GUIDE (PLAYERS)

Ousmane Diop - ooz-mahn DEE-op

Kierell Green - Kiy-rail

Greg Kuakumensah - Koo-ack-a-men-sa

Steven Levnaic - Lev-KNEE-ack

Marvin Prochet - Pro-shay

Keleaf Tate - Kuh-LEEF

PRONUNCIATION GUIDE (COACHING STAFF)

Marc Rybczyk – rib-ZIK



CHRIS CASEY

HEAD COACH

Sixth Season At Niagara

12th Season Overall

Casey, who arrived with 27 years of coaching experience at the Division I, II and III levels, was named the 21st head coach of the Niagara University men's basketball program on April 22, 2013. Casey had successful stints as a Division I assistant coach at St. John's, Central Connecticut State and Saint Peter's, and as a Division II head coach at LIU Post and a Division III head coach at Rutgers-Newark.

In his fifth season leading the Purple Eagles, the program had one of best seasons in recent history. Niagara went 19-14, including 12-6 in conference play, and played in the 10th CollegeInsider.Com Tournament (CIT) for Niagara's first postseason appearance since 2013. Niagara's 19 overall wins, 12 MAAC wins, and nine home wins were the most in five seasons, and the Purple Eagles' 10 road victories led the MAAC and tied a school record in the modern-era set in the 2008-09 season.

The Purple Eagles led the MAAC in points per game (83.3), total blocks (145), blocks per game (4.4), total rebounds (1,286), free throws made (588), fewest turnovers (373) and in fewest turnovers per game (11.3). The 2017-18 Purple Eagles scored a program record 2,748 points and defeated two Big 4 teams (St. Bonaventure, Canisius) in the same season for the first time since 2010-11. Niagara's 9-win improvement from the 2016-17 season was tied for 12th out of 353 NCAA Division I programs.

Niagara had several individual standouts throughout the 2017-18 season. The duo of Kahlil Dukes (AP Honorable Mention, MAAC Co-Player of the Year, All-MAAC First Team, NABC All-District I First Team), and Matt Scott (NABC All-District I First Team, All-MAAC Second Team) received numerous accolades and set program records, and fellow tri-captain Marvin Prochet led the MAAC in double-doubles (nine) and in rebounds per game (7.9).

Casey started his tenure rebuilding the program after being one of the youngest teams in the nation during his first two seasons. The Purple Eagles finished the 2014-15 season winning four of their last five games and had one player named to the MAAC All-Rookie Team. In his first season at the helm, Casey picked up wins against Big 4 rival Buffalo, which was the program's first since 2008, and a victory over two-time defending SoCon champions Davidson. Casey also coached Antoine Mason, who led the nation in scoring for three months and finished second in the nation, behind national player of the year Doug McDermott from Creighton, with 25.6 points per game. At the end of the 2015-16 campaign, one of Casey's first recruits, Matt Scott, was named to the 2015-16 All-MAAC Third Team.

The 2016-17 Purple Eagles finished in double-digit wins, including a win in the MAAC Tournament. Matt Scott was named to the All-MAAC Third Team for the second straight season and Kahlil Dukes set the program's free throw percentage record. Niagara led the MAAC in blocks per game (4.6) with sophomore Dominic Robb setting the program's single-season block record with 74.

Academically, the program earned a 1,000 Academic Progress Rate (APR) for the 2016-17 season.

Since his arrival to Montecagle Ridge, Casey's teams have been very active within the local community. The men's basketball program has been extremely active in community service initiatives during Casey's tenure. The team makes annual visits to the Community Missions of Niagara Frontier and has made numerous trips to the Niagara Falls Boys & Girls Club where it held clinics and have visited patients at the Women & Children's Hospital of Buffalo. The Purple Eagles have also volunteered at the Magdalene Project at St. George's Church in Niagara Falls, New York. During Niagara's tour of Costa Rica in August 2018, the team held a clinic for the Olimpiadas Especial (Special Olympics) San Jose chapter.

Casey is a 1986 graduate of Western Connecticut State University with a Bachelor of Science in business administration. He was a four-year letterwinner at Western Connecticut State, including a two-time captain. He earned his master's in education administration from Central Connecticut State in 1993.

Casey and his wife, Hope, have two daughters, Lauren and Jordan.

O

			Total		3-Point		F-Throws		Rebounds										Scoring	
Season	gp-gs	min/avg	fg-fga	pct	fg-fga	pct	ft-fta	pct	off	def	tot	avg	pf	fo	ast	to	blk	stl	pts	avg
2015-16	32-5	557/17.4	41-116	.353	13-55	.236	38-48	.792	12	41	53	1.7	59	1	25	29	0	5	133	4.2
2016-17	32-21	702/21.9	69-153	.451	27-57	.474	65-84	.774	24	61	85	2.7	63	2	30	40	1	7	230	7.2
2017-18	27-17	445/16.5	40-101	.396	5-18	.278	49-61	.803	14	29	43	1.6	49	2	23	32	0	7	134	5.0
2018-19	15-15	373/24.9	24-83	.289	5-34	.147	21-28	.750	13	34	47	3.1	28	0	26	23	0	4	74	4.9
TOTAL	106-58	2077/19.6	174-453	.384	50-164	.305	173-221	.783	63	165	228	2.2	199	5	104	124	1	23	571	5.4



DOMINIK FRAGALA

R-FRESHMAN | Guard | 6-0 | 145

Chantilly, VA | John Champe High School

Academic Exploration

1

CAREER/SEASON HIGHS

Points

Season: 20, at Fairfield, 1/7/19

Career: 20, at Fairfield, 1/7/19

Rebounds

Season: 2, vs. St. Bonaventure, 11/12/18

Career: 2, vs. St. Bonaventure, 11/12/18

Field Goals Made

Season: 7, at Fairfield, 1/7/19

Career: 7, at Fairfield, 1/7/19

Field Goal Attempted

Season: 9, at Fairfield, 1/7/19

Career: 9, at Fairfield, 1/7/19

Free Throws Made

Season: 4, at Fairfield, 1/7/19

Career: 4, at Fairfield, 1/7/19

Free Throws Attempted

Season: 5, at Fairfield, 1/7/19

Career: 5, at Fairfield, 1/7/19

3-Point Field Goals

Season: 2, at Fairfield, 1/7/19

Career: 2, at Fairfield, 1/7/19

3-Point Field Goal Attempted

Season: 4, Twice

Career: 4, Twice

Assists

Season: 1, Multiple Times

Career: 1, Multiple Times

Steals

Season: 1, at Fairfield, 1/7/19

Career: 1, at Fairfield, 1/7/19

Blocks

Season: N/A

Career: N/A

Minutes

Season: 17, at Fairfield, 1/7/19

Career: 17, at Fairfield, 1/7/19

2018-19 (R-Freshman)

Played in 13 games...Scored first career points (3-pointer) on first career shot...Shared game-high honors in points, by scoring a career-high 20 points on a career-high 7 of 9 shooting from the field, including two 3-pointers, and going 4-for-5 from the free-throw line at Fairfield (1/7).

Opponent	Date	gs	min	Total		3-Pointers		Free throws		Rebounds				pf	a	t/o	blk	stl	pts	avg
ST. BONAVENTURE	11/12/18	9		2-5	.400	1-2	.500	0-0	.000	1	1	2	2.0	0	1	0	0	0	5	5.0
at Loyola Chicago	11/14/18	10		0-3	.000	0-1	.000	0-0	.000	0	0	0	1.0	1	1	0	0	0	0	2.5
at Wyoming	11/16/18	dnp		-	-	-	-	-	-	-	-	-	-	-	-	-	-	-	-	-
GRAMBLING STATE	11/23/18	3		0-1	.000	0-1	.000	0-0	.000	0	0	0	0.7	0	0	0	0	0	0	1.7
ST. FRANCIS BROOKLYN	11/24/18	4		0-0	.000	0-0	.000	0-0	.000	0	0	0	0.5	0	0	0	0	0	0	1.3
at Saint Francis (PA)	11/30/18	8		0-2	.000	0-1	.000	0-0	.000	0	0	0	0.4	0	0	0	0	0	0	1.0
at Pitt	12/3/18	3		0-1	.000	0-1	.000	0-0	.000	0	0	0	0.3	0	0	0	0	0	0	0.8
NEW HAMPSHIRE	12/9/18	12		0-4	.000	0-4	.000	0-0	.000	1	0	1	0.4	1	0	0	0	0	0	0.7
CORNELL	12/16/18	4		1-3	.333	0-2	.000	0-0	.000	0	0	0	0.4	0	0	0	0	0	2	0.9
at Cleveland State	12/19/18	1		0-0	.000	0-0	.000	0-0	.000	0	0	0	0.3	0	0	0	0	0	0	0.8
at Army	12/22/18	dnp		-	-	-	-	-	-	-	-	-	-	-	-	-	-	-	-	-
NORFOLK STATE	12/29/18	1		0-0	.000	0-0	.000	0-1	.000	0	1	1	0.4	2	1	0	0	0	0	0.7
ALBANY	12/31/18	6		0-1	.000	0-1	.000	0-0	.000	0	0	0	0.4	0	0	0	0	0	0	0.6
at Manhattan	01/05/19	2		0-0	.000	0-0	.000	0-0	.000	0	0	0	0.3	0	0	0	0	0	0	0.6
at Fairfield	01/07/19	17		7-9	.778	2-4	.500	4-5	.800	0	1	1	0.4	0	1	0	0	1	20	2.1
Totals		0	80	10-29	.345	3-17	.176	4-6	.667	2	3	5	0.4	4	4	0	0	1	27	2.1

Games played: 13

Minutes/game: 6.2

Points/game: 2.1

FG Pct: 34.5

3FG Pct: 17.6

FT Pct: 66.7

Rebounds/game: 0.4

Assists/game: 0.3

Assist/turnover ratio: 99.9

Steals/game: 0.1

			Total		3-Point		F-Throws		Rebounds											Scoring	
Season	gp-gs	min/avg	fg-fga	pct	fg-fga	pct	ft-fa	pct	off	def	tot	avg	pf	fo	ast	to	blk	stl	pts	avg	
2018-19	13-0	80/6.2	10-29	.345	3-17	.176	4-6	.667	2	3	5	0.4	4	0	4	0	0	1	27	2.1	
TOTAL	13-0	80/6.2	10-29	.345	3-17	.176	4-6	.667	2	3	5	0.4	4	0	4	0	0	1	27	2.1	



KELEAF TATE

SOPHMORE | Guard | 6-2 | 170

Washington, DC | Cesar Chavez High School

Academic Exploration

2

CAREER/SEASON HIGHS

Points

Season: 23, vs. Cornell, 12/16/18

Career: 23, vs. Cornell, 12/16/18

Rebounds

Season: 7, at Pittsburgh, 12/3/18

Career: 7, at Pittsburgh, 12/3/18

Field Goals Made

Season: 9, vs. Cornell, 12/16/18

Career: 9, vs. Cornell, 12/16/18

Field Goal Attempted

Season: 18, vs. Cornell, 12/16/18

Career: 18, vs. Cornell, 12/16/18

Free Throws Made

Season: 4, at St. Francis (PA), 11/30/18

Career: 4, at St. Francis (PA), 11/30/18

Free Throws Attempted

Season: 5, vs. Norfolk State, 12/29/18

Career: 5, vs. Norfolk State, 12/29/18

3-Point Field Goals

Season: 5, vs. Cornell, 12/16/18

Career: 5, Twice

3-Point Field Goal Attempted

Season: 11, vs. Cornell, 12/16/18

Career: 11, vs. Cornell, 12/16/18

Assists

Season: 3, vs. St. Bonaventure, 11/12/18

Career: 5, vs Marist, 2/23/18

Steals

Season: 3, Twice

Career: 3, Twice

Blocks

Season: N/A

Career: N/A

Minutes

Season: 36, vs. St. Francis Brooklyn, 11/24/18

Career: 36, vs. St. Francis Brooklyn, 11/24/18

2018-19 (Sophomore)

Started in 15 games...Scored a career-high 17 points and had a career-high three steals in the season opener versus St. Bonaventure (11/12)...Tied career-high in rebounds with five in a career-high 36 minutes versus Saint Francis Brooklyn (11/24)...Scored 15 points, including a then-season-high three 3-pointers and a career-high four free throws...Tied a then-career-high 17 points, including a then-season-high four 3-pointers, and grabbed a career-high seven rebounds at Pitt (12/3)...Set a new career-high in points (23), field goals made (9), and tied a career-high in 3-pointers (5) including scoring the last-second game-winning 3-pointer versus Cornell (12/9)...Tied a career-high in steals with three at Army (12/22).

				Total		3-Pointers		Free throws		Rebounds											
Opponent	Date	gs	min	fg-fga	pct	3fg-fga	pct	ft-fa	pct	off	def	tot	avg	pf	a	t/o	blk	stl	pts	avg	
ST. BONAVENTURE	11/12/18	*	31	7-16	.438	2-5	.400	1-2	.500	1	2	3	3.0	1	3	0	0	3	17	17.0	
at Loyola Chicago	11/14/18	*	29	2-11	.182	2-6	.333	0-0	.000	2	3	5	4.0	1	1	3	0	0	6	11.5	
at Wyoming	11/16/18	*	33	0-6	.000	0-3	.000	0-0	.000	0	3	3	3.7	1	2	0	0	1	0	7.7	
GRAMBLING STATE	11/23/18	*	31	3-9	.333	0-3	.000	0-0	.000	1	2	3	3.5	3	0	2	0	0	6	7.3	
ST. FRANCIS BROOKLYN	11/24/18	*	36	3-9	.333	1-3	.333	0-0	.000	2	3	5	3.8	0	0	2	0	0	7	7.2	
at Saint Francis (PA)	11/30/18	*	26	4-12	.333	3-8	.375	4-4	1.000	1	3	4	3.8	2	2	1	0	0	15	8.5	
at Pitt	12/3/18	*	35	6-15	.400	4-9	.444	1-2	.500	2	5	7	4.3	2	1	5	0	2	17	9.7	
NEW HAMPSHIRE	12/9/18	*	22	1-7	.143	0-2	.000	2-2	1.000	0	3	3	4.1	0	0	1	0	1	4	9.0	
CORNELL	12/16/18	*	33	9-18	.500	5-11	.455	0-0	.000	1	4	5	4.2	3	2	2	0	0	23	10.6	
at Cleveland State	12/19/18	*	25	1-7	.143	0-4	.000	0-0	.000	1	2	3	4.1	3	2	4	0	1	2	9.7	
at Army	12/22/18	*	30	4-10	.400	0-4	.000	1-1	1.000	0	5	5	4.2	1	2	2	0	3	9	9.6	
NORFOLK STATE	12/29/18	*	25	4-12	.333	3-7	.429	3-5	.600	1	2	3	4.1	1	0	0	0	1	14	10.0	
ALBANY	12/31/18	*	16	0-5	.000	0-2	.000	0-0	.000	2	1	3	4.0	2	1	1	0	0	0	9.2	
at Manhattan	01/05/19	*	23	4-9	.444	3-7	.429	2-2	1.000	0	1	1	3.8	3	1	2	0	0	13	9.5	
at Fairfield	01/07/19	*	26	2-10	.200	1-6	.167	2-2	1.000	0	4	4	3.8	0	0	1	0	1	7	9.3	
Totals			15	421	50-156	.321	24-80	.300	16-20	.800	14	43	57	3.8	23	17	26	0	13	140	9.3

Games played: 15

Minutes/game: 28.1

Points/game: 9.3

FG Pct: 32.1

3FG Pct: 30.0

FT Pct: 80.0

Rebounds/game: 3.8

Assists/game: 1.1

Turnovers/game: 1.7

Assist/turnover ratio: 0.7

Steals/game: 0.9

Season	gp-gs	min/avg	Total		3-Point		F-Throws		Rebounds				pf	fo	ast	to	blk	stl	Scoring	
			fg-fga	pct	fg-fga	pct	ft-fa	pct	off	def	tot	avg							pts	avg
2017-18	32-14	505/15.8	55-158	.348	26-73	.356	11-21	.524	18	42	60	1.9	40	2	13	20	0	20	147	4.6
2018-19	15-15	421/28.1	50-156	.321	24-80	.300	16-20	.800	14	43	57	3.8	23	0	17	26	0	13	140	9.3
TOTAL	47-29	926/19.7	105-314	.334	50-153	.327	27-41	.659	32	85	117	2.5	63	2	30	46	0	33	287	6.1



RAHEEM SOLOMON

FRESHMAN | GUARD | 6-2 | 175

HARTFORD, CT | SACRED HEART HIGH SCHOOL

Sports Management

4

CAREER/SEASON HIGHS

Points

Season: 15, vs. Albany, 12/31/18

Career: 15, vs. Albany, 12/31/18

Rebounds

Season: 6, vs. St. Francis Brooklyn, 11/24/18

Career: 6, vs. St. Francis Brooklyn, 11/24/18

Field Goals Made

Season: 5, Twice

Career: 5, Twice

Field Goals Attempted

Season: 13, vs. Albany, 12/31/18

Career: 13, vs. Albany, 12/31/18

Free Throws Made

Season: 4, at St. Francis (PA), 11/30/18

Career: 4, at St. Francis (PA), 11/30/18

Free Throws Attempted

Season: 5, at St. Francis (PA), 11/30/18

Career: 5, at St. Francis (PA), 11/30/18

3-Point Field Goals

Season: 4, vs New Hampshire, 12/9/18

Career: 4, vs New Hampshire, 12/9/18

3-Point Field Goal Attempted

Season: 6, Twice

Career: 6, Twice

Assists

Season: 4, vs. Norfolk State, 12/29/18

Career: 4, vs. Norfolk State, 12/29/18

Steals

Season: 2, vs New Hampshire, 12/9/18

Career: 2, vs New Hampshire, 12/9/18

Blocks

Season: N/A

Career: N/A

Minutes

Season: 24, vs. Albany, 12/31/18

Career: 24, vs. Albany, 12/31/18

2018-19 (Freshman)

Played in 15 games and started in one game...Scored first career points with a 3-pointer on his way to 12 points at Wyoming (11/16)...Tied a then-career-high with 12 points and grabbed a career-high six rebounds while playing in a career-high 20 minutes versus Saint Francis Brooklyn (11/24)...Scored a then-career-high 13 points at Saint Francis (PA) (11/30)...Scored a then-career-high 14 points and had a career-high two steals versus New Hampshire (12/9)...Dished out a career-high four assists versus Norfolk State (12/29)...Set a new career-high in points with 15 in a career-high 24 minutes versus Albany (12/31).

Opponent	Date	gs	min	Total		3-Pointers		Free throws		Rebounds				pf	a	t/o	blk	stl	pts	avg
				fg-fga	pct	3fg-fga	pct	ft-fa	pct	off	def	tot	avg							
ST. BONAVENTURE	11/12/18		8	0-3	.000	0-2	.000	0-0	.000	2	1	3	3.0	1	1	2	0	0	0	0.0
at Loyola Chicago	11/14/18		3	0-1	.000	0-1	.000	0-0	.000	0	1	1	2.0	1	1	0	0	0	0	0.0
at Wyoming	11/16/18		14	5-9	.556	2-6	.333	0-0	.000	1	1	2	2.0	1	1	1	0	1	12	4.0
GRAMBLING STATE	11/23/18		18	0-5	.000	0-4	.000	3-4	.750	1	1	2	2.0	1	0	1	0	0	3	3.8
ST. FRANCIS BROOKLYN	11/24/18 *		20	4-8	.500	2-4	.500	2-4	.500	3	3	6	2.8	4	0	3	0	1	12	5.4
at Saint Francis (PA)	11/30/18		17	4-9	.444	1-5	.200	4-5	.800	1	3	4	3.0	3	0	2	0	0	13	6.7
at Pitt	12/3/18		10	0-3	.000	0-2	.000	0-0	.000	0	0	0	2.6	2	0	2	0	0	0	5.7
NEW HAMPSHIRE	12/9/18		18	4-6	.667	4-6	.667	2-2	1.000	1	2	3	2.6	1	0	1	0	2	14	6.8
CORNELL	12/16/18		9	0-2	.000	0-1	.000	2-2	1.000	0	0	0	2.3	4	0	0	0	0	2	6.2
at Cleveland State	12/19/18		17	1-3	.333	0-1	.000	0-0	.000	1	0	1	2.2	0	0	0	0	0	2	5.8
at Army	12/22/18		18	2-5	.400	1-4	.250	0-0	.000	0	1	1	2.1	2	1	1	0	0	5	5.7
NORFOLK STATE	12/29/18		20	4-9	.444	2-4	.500	1-2	.500	0	1	1	2.0	2	4	0	0	1	11	6.2
ALBANY	12/31/18		24	5-13	.385	2-5	.400	3-3	1.000	2	0	2	2.0	2	0	0	0	1	15	6.8
at Manhattan	01/05/19		3	0-0	.000	0-0	.000	0-0	.000	0	0	0	1.9	1	0	1	0	0	0	6.4
at Fairfield	01/07/19		18	2-5	.400	2-3	.667	0-0	.000	0	0	0	1.7	2	1	2	0	0	6	6.3
Totals		1	217	31-81	.383	16-48	.333	17-22	.773	12	14	26	1.7	27	9	16	0	6	95	6.3

Games played: 15

Minutes/game: 14.5

Points/game: 6.3

FG Pct: .383

3FG Pct: .333

FT Pct: .773

Rebounds/game: 1.7

Assists/game: 0.6

Turnovers/game: 1.1

Assist/turnover ratio: 0.6

Steals/game: 0.4

			Total		3-Point		F-Throws		Rebounds										Scoring	
Season	gp-gs	min/avg	fg-fga	pct	fg-fga	pct	ft-fa	pct	off	def	tot	avg	pf	fo	ast	to	blk	stl	pts	avg
2018-19	15-1	217/14.5	31-81	.383	16-48	.333	17-22	.773	12	14	26	1.7	27	0	9	16	0	6	95	6.3
TOTAL	15-1	217/14.5	31-81	.383	16-48	.333	17-22	.773	12	14	26	1.7	27	0	9	16	0	6	95	6.3



JAMES TOWNS

JUNIOR | Guard | 5-10 | 171

Detriot, MI | Henry Ford High School

Academic Exploration

5

CAREER/SEASON HIGHS

Points

Season: 23, vs New Hampshire, 12/9/18
Career: 31, at Canisius, 1/27/18

Rebounds

Season: 7, Twice
Career: 7, Twice

Field Goals Made

Season: 9, vs New Hampshire, 12/9/18
Career: 9, Twice

Field Goals Attempted

Season: 16, at Cleveland State, 12/19/18
Career: 16, at Cleveland State, 12/19/18

Free Throws Made

Season: 11, vs. Norfolk State, 12/29/18
Career: 11, vs. Norfolk State, 12/29/18

Free Throws Attempted

Season: 13, vs. Norfolk State, 12/29/18
Career: 13, vs. Norfolk State, 12/29/18

3-Point Field Goals

Season: 3, at St. Francis (PA), 11/30/18
Career: 5, vs Drexel, 11/23/16

3-Point Field Goals Attempted

Season: 5, at St. Francis (PA), 11/30/18
Career: 6, Twice

Assists

Season: 10, vs. Norfolk State, 12/29/18
Career: 10, vs. Norfolk State, 12/29/18

Steals

Season: 1, Multiple Times
Career: 3, Twice

Blocks

Season: N/A
Career: N/A

Minutes

Season: 38, vs. Norfolk State, 12/29/18
Career: 38, vs. Norfolk State, 12/29/18

2018-19 (Junior)

Named MAAC Player of the Week on December 10 and December 24...Started in 15 games...Scored 18 points, including tying a career-high with nine free throws vs. St. Bonaventure (11/12)...Netted a then-season-high 19 points, grabbed a career-high seven rebounds and played in a career-high 37 minutes at Loyola (11/14)...Had a then-season-high six assists versus Grambling State (11/23)...Made a season-high three 3-pointers at Saint Francis (PA) (11/30)...Dished out a then-career-high nine assists, scored 12 points, and had six rebounds at Pitt (12/3)...Led all scorers with a season-high 23 points, including scoring the game-winning basket, while tying a career-high in field goals made with nine and led the game in assists with six and grabbed six rebounds versus New Hampshire (12/9)...Scored a game-high 19 points, including 16 in the second half, and led the team in assists with five and grabbed six boards at Army (12/22)...Had first double-double of the season with 15 points, including a career-best 11 made free throws, and a career-high 10 assists and added seven rebounds in a career-high 38 minutes versus Norfolk State (12/29)...Dished out a game-high six assists versus Manhattan (1/5).

				Total		3-Pointers		Free throws		Rebounds											
Opponent	Date	gs	min	fg-fga	pct	3fg-fga	pct	ft-fa	pct	off	def	tot	avg	pf	a	t/o	blk	stl	pts	avg	
ST. BONAVENTURE	11/12/18	*	27	4-10	.400	1-4	.250	9-12	.750	2	1	3	3.0	3	2	2	0	1	18	18.0	
at Loyola Chicago	11/14/18	*	37	7-15	.467	1-2	.500	4-5	.800	3	4	7	5.0	1	1	2	0	1	19	18.5	
at Wyoming	11/16/18	*	36	2-9	.222	0-3	.000	4-5	.800	0	3	3	4.3	2	3	2	0	0	8	15.0	
GRAMBLING STATE	11/23/18	*	27	1-12	.083	0-5	.000	4-4	1.000	1	2	3	4.0	3	6	2	0	0	6	12.8	
ST. FRANCIS BROOKLYN	11/24/18	*	27	0-7	.000	0-0	.000	2-2	1.000	0	3	3	3.8	0	2	3	0	0	2	10.6	
at Saint Francis (PA)	11/30/18	*	31	5-11	.455	3-5	.600	3-3	1.000	0	4	4	3.8	0	3	4	0	1	16	11.5	
at Pitt	12/3/18	*	36	4-8	.500	1-1	1.000	3-4	.750	1	5	6	4.1	2	9	6	0	1	12	11.6	
NEW HAMPSHIRE	12/9/18	*	36	9-13	.692	1-4	.250	4-6	.667	0	6	6	4.4	1	6	1	0	0	23	13.0	
CORNELL	12/16/18	*	36	3-10	.300	0-0	.000	2-2	1.000	0	3	3	4.2	1	5	0	0	0	8	12.4	
at Cleveland State	12/19/18	*	28	6-16	.375	1-2	.500	5-5	1.000	2	2	4	4.2	3	4	3	0	1	18	13.0	
at Army	12/22/18	*	32	6-13	.462	1-2	.500	6-8	.750	1	5	6	4.4	0	5	5	0	0	19	13.5	
NORFOLK STATE	12/29/18	*	38	2-8	.250	0-1	.000	11-13	.846	1	6	7	4.6	0	10	2	0	1	15	13.7	
ALBANY	12/31/18	*	34	3-10	.300	0-1	.000	8-9	.889	0	3	3	4.5	2	5	3	0	1	14	13.7	
at Manhattan	01/05/19	*	38	3-11	.273	0-2	.000	7-8	.875	1	2	3	4.4	2	6	3	0	1	13	13.6	
at Fairfield	01/07/19	*	28	2-4	.500	0-1	.000	0-0	.000	1	1	2	4.2	2	3	6	0	2	4	13.0	
Totals			15	491	57-157	.363	9-33	.273	72-86	.837	13	50	63	4.2	22	70	44	0	10	195	13.0

Games played: 15
Minutes/game: 32.7
Points/game: 13.0
FG Pct: 36.3
3FG Pct: 27.3
FT Pct: 83.7

Rebounds/game: 4.2
Assists/game: 4.7
Turnovers/game: 2.9
Assist/turnover ratio: 1.6
Steals/game: 0.7

			Total		3-Point		F-Throws		Rebounds										Scoring	
Season	gp-gs	min/avg	fg-fga	pct	fg-fga	pct	ft-fa	pct	off	def	tot	avg	pf	fo	ast	to	blk	stl	pts	avg
2016-17	33-3	430/13.0	43-115	.374	16-48	.333	31-39	.795	4	36	40	1.2	38	2	34	31	0	19	133	4.0
2017-18	33-0	596/18.1	93-195	.477	24-66	.364	89-113	.788	9	46	55	1.7	33	0	68	53	0	19	299	9.1
2018-19	15-15	491/32.7	57-157	.363	9-33	.273	72-86	.837	13	50	63	4.2	22	0	70	44	0	10	195	13.0
TOTAL	81-18	1517/18.7	193-467	.413	49-147	.333	192-238	.807	26	132	158	2.0	93	2	172	128	0	48	627	7.7



MARCUS HAMMOND

FRESHMAN | GUARD | 6-1 | 160

Queens, NY | CARDOZO HIGH SCHOOL

Academic Exploration

10

CAREER/SEASON HIGHS

Points

Season: 16, vs. Albany, 12/31/18

Career: 16, vs. Albany, 12/31/18

Rebounds

Season: 4, vs. St. Bonaventure, 11/12/18

Career: 4, vs. St. Bonaventure, 11/12/18

Field Goals Made

Season: 5, vs. Albany, 12/31/18

Career: 5, vs. Albany, 12/31/18

Field Goals Attempted

Season: 8, vs. Albany, 12/31/18

Career: 8, vs. Albany, 12/31/18

Free Throws Made

Season: 3, vs. Albany, 12/31/18

Career: 3, vs. Albany, 12/31/18

Free Throws Attempted

Season: 4, vs. Albany, 12/31/18

Career: 4, vs. Albany, 12/31/18

3-Point Field Goals

Season: 3, Twice

Career: 3, Twice

3-Point Field Goal Attempted

Season: 5, vs. Albany, 12/31/18

Career: 5, vs. Albany, 12/31/18

Assists

Season: 3, at Fairfield, 1/7/19

Career: 3, at Fairfield, 1/7/19

Steals

Season: 2, vs. Albany, 12/31/18

Career: 2, vs. Albany, 12/31/18

Blocks

Season: N/A

Career: N/A

Minutes

Season: 29, vs. Albany, 12/31/18

Career: 29, vs. Albany, 12/31/18

2018-19 (Freshman)

Played in 15 games...Had a game-high plus-16 rating in the season opener vs. St. Bonaventure (11/12)...Made first career points at the free-throw line against Grambling State (11/23)...Scored a then-career-high 9 points on a career-best 3-for-4 from behind the 3-point line in a then-career-high 22 minutes at Cleveland State (12/19)...Led the team in scoring with a career-high 16 points and in steals with a career-high 2 in a career-high 29 minutes versus Albany (12/31)...Scored 10 points in MAAC opener at Manhattan (1/5)...Had a career-high three assists to lead the team at Fairfield (1/7).

Opponent	Date	gs	min	Total		3-Pointers		Free throws		Rebounds				pf	a	t/o	blk	stl	pts	avg
				fg-fga	pct	3fg-fga	pct	ft-fa	pct	off	def	tot	avg							
ST. BONAVENTURE	11/12/18	16	0-3	.000	0-2	.000	0-0	.000	0-0	.000	0	4	4	4.0	0	1	0	0	0	0.0
at Loyola Chicago	11/14/18	13	0-0	.000	0-0	.000	0-0	.000	0-0	.000	2	0	2	3.0	1	0	0	0	0	0.0
at Wyoming	11/16/18	4	0-0	.000	0-0	.000	0-0	.000	0-0	.000	0	0	0	2.0	0	1	0	0	0	0.0
GRAMBLING STATE	11/23/18	13	0-0	.000	0-0	.000	2-2	1.000	0	1	1	1.8	0	0	0	0	0	1	2	0.5
ST. FRANCIS BROOKLYN	11/24/18	17	1-5	.200	0-1	.000	1-2	.500	0	0	0	1.4	3	2	0	0	0	0	3	1.0
at Saint Francis (PA)	11/30/18	9	0-0	.000	0-0	.000	2-2	1.000	0	0	0	1.2	0	0	0	0	0	0	2	1.2
at Pitt	12/3/18	4	1-1	1.000	0-0	.000	0-0	.000	1	0	1	1.1	0	0	2	0	0	2	1.3	
NEW HAMPSHIRE	12/9/18	4	0-0	.000	0-0	.000	0-0	.000	0	0	0	1.0	1	0	0	0	0	0	0	1.1
CORNELL	12/16/18	4	0-0	.000	0-0	.000	0-0	.000	0	0	0	0.9	0	0	0	0	0	0	0	1.0
at Cleveland State	12/19/18	22	3-5	.600	3-4	.750	0-0	.000	0	1	1	0.9	2	0	1	0	0	9	1.8	
at Army	12/22/18	23	3-4	.750	2-3	.667	0-0	.000	0	2	2	1.0	0	1	1	0	1	8	2.4	
NORFOLK STATE	12/29/18	21	2-5	.400	1-3	.333	0-0	.000	0	2	2	1.1	1	0	0	0	0	5	2.6	
ALBANY	12/31/18	29	5-8	.625	3-5	.600	3-4	.750	0	0	0	1.0	0	0	0	0	2	16	3.6	
at Manhattan	01/05/19	25	3-4	.750	2-2	1.000	2-2	1.000	1	0	1	1.0	2	0	0	0	0	10	4.1	
at Fairfield	01/07/19	24	1-2	.500	0-1	.000	0-0	.000	0	1	1	1.0	4	3	2	1	0	2	3.9	
Totals		0	228	19-37	.514	11-21	.524	10-12	.833	4	11	15	1.0	14	8	6	1	4	59	3.9

Games played: 15

Minutes/game: 15.2

Points/game: 3.9

FG Pct: 51.4

3FG Pct: 52.4

FT Pct: 83.3

Rebounds/game: 1.0

Assists/game: 0.5

Turnovers/game: 0.4

Assist/turnover ratio: 1.3

Steals/game: 0.3

Blocks/game: 0.1

			Total		3-Point		F-Throws			Rebounds											Scoring	
Season	gp-gs	min/avg	fg-fga	pct	fg-fga	pct	ft-fa	pct	off	def	tot	avg	pf	fo	ast	to	blk	stl	pts	avg		
2018-19	15-0	228/15.2	19-37	.514	11-21	.524	10-12	.833	4	11	15	1.0	14	0	8	6	1	4	59	3.9		
TOTAL	15-0	228/15.2	19-37	.514	11-21	.524	10-12	.833	4	11	15	1.0	14	0	8	6	1	4	59	3.9		

11

			Total		3-Point		F-Throws		Rebounds										Scoring	
Season	gp-gs	min/avg	fg-fga	pct	fg-fga	pct	ft-fa	pct	off	def	tot	avg	pf	fo	ast	to	blk	stl	pts	avg
2015-16	32-28	876/27.4	78-202	.386	19-59	.322	59-90	.656	53	121	174	5.4	67	0	28	42	25	20	234	7.3
2016-17	33-30	1006/30.5	118-297	.397	31-102	.304	44-54	.815	55	127	182	5.5	83	3	42	37	37	21	311	9.4
2017-18	33-33	1089/33.0	117-281	.416	51-134	.381	55-78	.705	67	195	262	7.9	73	1	60	22	34	27	340	10.3
2018-19	12-12	377/31.4	67-162	.414	34-82	.415	38-58	.655	26	76	102	8.5	25	0	18	20	9	10	206	17.2
TOTAL	110-103	3348/30.4	380-942	.403	135-377	.358	196-280	.700	201	519	720	6.5	248	4	148	121	105	78	1091	9.9



OUSMANE DIOP

FRESHMAN | Forward | 6-10 | 215

DAKAR, SENEGAL | PERKIOMEN PREP SCHOOL

ACADEMIC EXPLORATION

14

CAREER/SEASON HIGHS

Points

Season: N/A

Career: N/A

Rebounds

Season: N/A

Career: N/A

Field Goals Made

Season: N/A

Career: N/A

Field Goals Attempted

Season: N/A

Career: N/A

Free Throws Made

Season: N/A

Career: N/A

Free Throws Attempted

Season: N/A

Career: N/A

3-Point Field Goals

Season: N/A

Career: N/A

3-Point Field Goal Attempted

Season: N/A

Career: N/A

Assists

Season: N/A

Career: N/A

Steals

Season: N/A

Career: N/A

Blocks

Season: N/A

Career: N/A

Minutes

Season: N/A

Career: N/A

Before Niagara

An athletic post-player with high potential, Diop comes to Niagara University after spending two years attending high school/preparatory schools in Connecticut and Pennsylvania. Diop, a Dakar, Senegal native, attended Sacred Heart High School in Waterbury, Conn. during the 2016-17 academic year. He was enrolled at Perkiomen School in Pennsylvania, Penn. for the 2017-18 season. Diop also played on the prep circuit for Mass Rival Gold at the 2017 Adidas Uprising, where he was teammates with incoming freshman Raheem Solomon; the duo also spent time together at Sacred Heart High School.



GREG KUAKUMENSAH

SOPHMORE | Forward | 6-6 | 200

Worcester, MA | CUSHING ACADEMY

Academic Exploration

15

CAREER/SEASON HIGHS

Points

Season: 12, at Pittsburgh, 12/3/18

Career: 15, vs Marist, 2/23/18

Rebounds

Season: 10, vs. St. Francis Brooklyn, 11/24/18

Career: 10, vs. St. Francis Brooklyn, 11/24/18

Field Goals Made

Season: 4, at Pittsburgh, 12/3/18

Career: 7, vs Marist, 2/23/18

Field Goal Attempted

Season: 5, Twice

Career: 10, vs Marist, 2/23/18

Free Throws Made

Season: 6, vs. St. Francis Brooklyn, 11/24/18

Career: 6, vs. St. Francis Brooklyn, 11/24/18

Free Throws Attempted

Season: 6, vs. St. Francis Brooklyn, 11/24/18

Career: 6, vs. St. Francis Brooklyn, 11/24/18

3-Point Field Goals

Season: 2, at Pittsburgh, 12/3/18

Career: 2, at Pittsburgh, 12/3/18

3-Point Field Goal Attempted

Season: 2, at Pittsburgh, 12/3/18

Career: 2, at Pittsburgh, 12/3/18

Assists

Season: N/A

Career: 2, Twice

Steals

Season: 1, Multiple Times

Career: 2, at Manhattan, 2/18/18

Blocks

Season: 2, at Pittsburgh, 12/3/18

Career: 2, Twice

Minutes

Season: 25, Twice

Career: 25, Twice

2018-19 (Sophomore)

Played in 14 games and started in one game...Scored a then-season-high 10 points and grabbed a career-high 10 rebounds for first career double-double in a career-high 25 minutes versus Saint Francis Brooklyn (11/24)...Scored a season-high 12 points on a season-best 4-for-5 from the field, grabbed seven rebounds and had two blocks at Pitt (12/3).

				Total		3-Pointers		Free throws		Rebounds											
Opponent	Date	gs	min	fg-fga	pct	3fg-fga	pct	ft-fa	pct	off	def	tot	avg	pf	a	t/o	blk	stl	pts	avg	
ST. BONAVENTURE	11/12/18	3	0-1	.000	0-0	.000	0-0	.000	0	0	0	0.0	1	0	1	0	1	0	0	0.0	
at Loyola Chicago	11/14/18	4	0-1	.000	0-1	.000	0-0	.000	0	0	0	0.0	1	0	0	0	0	0	0	0.0	
at Wyoming	11/16/18	7	0-1	.000	0-0	.000	0-0	.000	1	0	1	0.3	2	0	0	0	0	0	0	0.0	
GRAMBLING STATE	11/23/18	2	0-0	.000	0-0	.000	0-0	.000	0	0	0	0.3	1	0	0	0	0	0	0	0.0	
ST. FRANCIS BROOKLYN	11/24/18	25	2-5	.400	0-3	.000	6-6	1.000	1	9	10	2.2	3	0	0	1	0	10	2.0		
at Saint Francis (PA)	11/30/18	*	8	0-1	.000	0-1	.000	0-0	.000	0	2	2	2.2	4	0	0	0	0	0	1.7	
at Pitt	12/3/18	25	4-5	.800	2-2	1.000	2-2	1.000	1	6	7	2.9	3	0	1	2	1	12	3.1		
NEW HAMPSHIRE	12/9/18	dnp	-	-	-	-	-	-	-	-	-	-	-	-	-	-	-	-	-	-	
CORNELL	12/16/18	2	0-1	.000	0-1	.000	0-0	.000	0	0	0	2.5	0	0	0	0	0	0	0	2.8	
at Cleveland State	12/19/18	4	0-1	.000	0-1	.000	0-0	.000	0	0	0	2.2	0	0	0	0	0	0	0	2.4	
at Army	12/22/18	14	1-1	1.000	0-0	.000	0-0	.000	0	2	2	2.2	2	0	1	0	1	2	2.4		
NORFOLK STATE	12/29/18	8	0-1	.000	0-0	.000	0-0	.000	0	1	1	2.1	1	0	0	0	0	0	0	2.2	
ALBANY	12/31/18	15	0-0	.000	0-0	.000	2-2	1.000	1	2	3	2.2	2	0	0	0	0	2	2.2		
at Manhattan	01/05/19	3	0-0	.000	0-0	.000	0-1	.000	0	0	0	2.0	2	0	1	0	1	0	0	2.0	
at Fairfield	01/07/19	5	0-0	.000	0-0	.000	0-0	.000	0	1	1	1.9	1	0	0	0	0	0	0	1.9	
Totals		1	125	7-18	.389	2-9	.222	10-11	.909	4	23	27	1.9	23	0	4	3	4	26	1.9	

Games played: 14

Minutes/game: 8.9

Points/game: 1.9

FG Pct: 38.9

3FG Pct: 22.2

FT Pct: 90.9


Rebounds/game: 1.9

Turnovers/game: 0.3

Steals/game: 0.3

Blocks/game: 0.2

			Total		3-Point		F-Throws		Rebounds										Scoring	
Season	gp-gs	min/avg	fg-fga	pct	fg-fga	pct	ft-fa	pct	off	def	tot	avg	pf	fo	ast	to	blk	stl	pts	avg
2017-18	29-0	268/9.2	23-59	.390	1-11	.091	7-12	.583	21	31	52	1.8	47	0	9	12	11	6	54	1.9
2018-19	14-1	125/8.9	7-18	.389	2-9	.222	10-11	.909	4	23	27	1.9	23	0	0	4	3	4	26	1.9
TOTAL	43-1	393/9.1	30-77	.390	3-20	.150	17-23	.739	25	54	79	1.8	70	0	9	16	14	10	80	1.9



KIERELL GREEN

R-SOPHMORE | Forward | 6-7 | 177

Washington, DC | IDEA

Academic Exploration

21

CAREER/SEASON HIGHS

Points

Season: 6, at Manhattan, 1/5/19

Career: 7, at Minnesota, 11/15/17

Rebounds

Season: 6, at St. Francis (PA), 11/30/18

Career: 7, vs. Alabama A&M, 11/24/17

Field Goals Made

Season: 2, Twice

Career: 2, Multiple Times

Field Goal Attempted

Season: 4, Twice

Career: 4, Twice

Free Throws Made

Season: 2, at Manhattan, 1/5/19

Career: 2, Twice

Free Throws Attempted

Season: 2, at Manhattan, 1/5/19

Career: 2, Multiple Times

3-Point Field Goals

Season: N/A

Career: 1, Multiple Times

3-Point Field Goal Attempted

Season: 2, at Cleveland State, 12/19/18

Career: 2, Multiple Times

Assists

Season: 2, vs. New Hampshire, 12/9/18

Career: 2, vs. New Hampshire, 12/9/18

Steals

Season: 2, at St. Francis (PA), 11/30/18

Career: 2, Twice

Blocks

Season: 1, vs. Norfolk State, 12/29/18

Career: 6, vs Marist, 2/23/18

Minutes

Season: 21, at St. Francis (PA), 11/30/18

Career: 21, at St. Francis (PA), 11/30/18

2018-19 (R-Sophomore)

Played in 12 games and started in one game...Tied a career-high in field goals made (2) in the season opener...Grabbed a season-high six rebounds and tied a career-high with two steals while playing in a career-high 21 minutes at Saint Francis (PA) (11/30)...Scored a season-high six points at Manhattan (1/5).

Opponent	Date	gs	min	Total		3-Pointers		Free throws		Rebounds				pf	a	t/o	blk	stl	pts	avg
				fg-fga	pct	3fg-fga	pct	ft-fa	pct	off	def	tot	avg							
ST. BONAVENTURE	11/12/18		7	2-2	1.000	0-0	.000	0-0	.000	1	0	1	1.0	0	0	0	0	0	4	4.0
at Loyola Chicago	11/14/18		3	0-0	.000	0-0	.000	0-0	.000	0	0	0	0.5	0	0	0	0	0	0	2.0
at Wyoming	11/16/18		4	0-1	.000	0-0	.000	0-0	.000	1	0	1	0.7	1	0	1	0	0	0	1.3
GRAMBLING STATE	11/23/18		1	0-1	.000	0-1	.000	0-0	.000	0	0	0	0.5	2	0	0	0	0	0	1.0
ST. FRANCIS BROOKLYN	11/24/18	dnp		-	-	-	-	-	-	-	-	-	-	-	-	-	-	-	-	-
at Saint Francis (PA)	11/30/18		21	1-4	.250	0-1	.000	0-0	.000	0	6	6	1.6	4	1	2	0	2	2	1.2
at Pitt	12/3/18	*	15	1-3	.333	0-1	.000	0-2	.000	1	4	5	2.2	4	0	0	0	1	2	1.3
NEW HAMPSHIRE	12/9/18		8	1-2	.500	0-0	.000	0-0	.000	0	3	3	2.3	0	2	0	0	0	2	1.4
at Cleveland State	12/19/18		7	1-3	.333	0-2	.000	0-0	.000	1	1	2	2.3	3	0	1	0	0	2	1.5
at Army	12/22/18	dnp		-	-	-	-	-	-	-	-	-	-	-	-	-	-	-	-	-
NORFOLK STATE	12/29/18		3	1-1	1.000	0-0	.000	0-0	.000	1	0	1	2.1	0	0	0	1	0	2	1.6
ALBANY	12/31/18		3	0-1	.000	0-1	.000	0-0	.000	0	0	0	1.9	2	0	0	0	0	0	1.4
at Manhattan	01/05/19		11	2-4	.500	0-0	.000	2-2	1.000	0	1	1	1.8	1	0	0	0	0	6	1.8
at Fairfield	01/07/19		9	1-2	.500	0-0	.000	0-0	.000	1	1	2	1.8	0	0	2	0	0	2	1.8
Totals		1	92	10-24	.417	0-6	.000	2-4	.500	6	16	22	1.8	17	3	6	1	3	22	1.8

Games played: 12

Minutes/game: 7.7

Points/game: 1.8

FG Pct: 41.7

3FG Pct: 0.0

FT Pct: 50.0

Rebounds/game: 1.8

Assists/game: 0.3

Turnovers/game: 0.5

Assist/turnover ratio: 0.5

Steals/game: 0.3

Blocks/game: 0.1

			Total		3-Point		F-Throws		Rebounds											Scoring	
Season	gp-gs	min/avg	fg-fga	pct	fg-fga	pct	ft-fa	pct	off	def	tot	avg	pf	fo	ast	to	blk	stl	pts	avg	
2017-18	21-0	101/4.8	10-25	.400	4-17	.235	4-6	.667	9	18	27	1.3	23	0	4	7	11	3	28	1.3	
2018-19	12-1	92/7.7	10-24	.417	0-6	.000	2-4	.500	6	16	22	1.8	17	0	3	6	1	3	22	1.8	
TOTAL	33-1	193/5.8	20-49	.408	4-23	.174	6-10	.600	15	34	49	1.5	40	0	7	13	12	6	50	1.5	



GREG KING

R-SENIOR | Forward | 6-7 | 238

Atlanta, GA | Eastern Kentucky University

Sport Management

24

CAREER/SEASON HIGHS

Points

Season: 8, at Pittsburgh, 12/3/18

Career: 12, vs. Buffalo 11/29/17

Rebounds

Season: 11, at Army, 12/22/18

Career: 12, at Iona, 2/16/18

Field Goals Made

Season: 4, at Pittsburgh, 12/3/18

Career: 5, vs. Buffalo 11/29/17

Field Goal Attempted

Season: 5, Twice

Career: 9, vs. Rider, 12/31/17

Free Throws Made

Season: 3, at Cleveland State, 12/19/18

Career: 3, Multiple Times

Free Throws Attempted

Season: 6, at Cleveland State, 12/19/18

Career: 6, Twice

3-Point Field Goals

Season: N/A

Career: N/A

3-Point Field Goal Attempted

Season: N/A

Career: N/A

Assists

Season: 1, vs. St. Francis Brooklyn, 11/24/18

Career: 2, Thomas More, 11/25/15*

Steals

Season: 1, Twice

Career: 2, Twice

Blocks

Season: 1, Multiple Times

Career: 4, at Norfolk State, 12/16/17

Minutes

Season: 22, vs. Albany, 12/31/18

Career: 30, vs. Rider, 12/31/17

* - stats from Eastern Kentucky

2018-19 (R-Senior)

Played in 15 games...Grabbed a then-season-high six rebounds at Loyola (11/14)...Scored a season-high seven points versus Saint Francis Brooklyn (11/24)...Had a then-season-high eight rebounds and made tied a career-high in free throws made with three at Cleveland State (12/19)...Grabbed a season-high 11 rebounds at Army (12/22).

				Total		3-Pointers		Free throws		Rebounds											
Opponent	Date	gs	min	fg-fga	pct	3fg-fga	pct	ft-fa	pct	off	def	tot	avg	pf	a	t/o	blk	stl	pts	avg	
ST. BONAVENTURE	11/12/18	13		2-3	.667	0-0	.000	0-0	.000	2	0	2	2.0	1	0	0	1	1	4	4.0	
at Loyola Chicago	11/14/18	20		0-5	.000	0-0	.000	0-0	.000	1	5	6	4.0	2	0	1	0	0	0	2.0	
at Wyoming	11/16/18	4		2-2	1.000	0-0	.000	0-0	.000	1	1	2	3.3	3	0	1	0	0	4	2.7	
GRAMBLING STATE	11/23/18	11		2-4	.500	0-0	.000	0-0	.000	0	2	2	3.0	3	0	2	1	0	4	3.0	
ST. FRANCIS BROOKLYN	11/24/18	11		3-3	1.000	0-0	.000	1-1	1.000	0	4	4	3.2	1	1	0	1	0	7	3.8	
at Saint Francis (PA)	11/30/18	14		1-4	.250	0-0	.000	0-0	.000	2	2	4	3.3	2	0	3	0	0	2	3.5	
at Pitt	12/3/18	14		4-5	.800	0-0	.000	0-0	.000	0	1	1	3.0	1	0	1	0	0	8	4.1	
NEW HAMPSHIRE	12/9/18	10		1-2	.500	0-0	.000	0-0	.000	0	1	1	2.8	3	0	1	0	0	2	3.9	
CORNELL	12/16/18	12		0-1	.000	0-0	.000	0-0	.000	1	4	5	3.0	3	0	0	0	1	0	3.4	
at Cleveland State	12/19/18	17		1-3	.333	0-0	.000	3-6	.500	3	5	8	3.5	2	0	2	0	0	5	3.6	
at Army	12/22/18	13		1-3	.333	0-0	.000	0-0	.000	1	10	11	4.2	2	0	3	0	0	2	3.5	
NORFOLK STATE	12/29/18	9		1-2	.500	0-0	.000	0-2	.000	0	2	2	4.0	5	0	2	0	0	2	3.3	
ALBANY	12/31/18	22		2-2	1.000	0-0	.000	3-5	.600	2	7	9	4.4	0	0	0	1	0	7	3.6	
at Manhattan	01/05/19	10		1-3	.333	0-0	.000	2-2	1.000	0	0	0	4.1	3	0	0	0	0	4	3.6	
at Fairfield	01/07/19	16		3-6	.500	0-0	.000	1-3	.333	1	6	7	4.3	1	0	0	0	0	7	3.9	
Totals		0	196	24-48	.500	0-0	.000	10-19	.526	14	50	64	4.3	32	1	16	4	2	58	3.9	

Games played: 15

Minutes/game: 13.1

Points/game: 3.9

FG Pct: 50.0

FT Pct: 52.6

Rebounds/game: 4.3

Assists/game: 0.1

Turnovers/game: 1.1

Assist/turnover ratio: 0.1

Steals/game: 0.1

Blocks/game: 0.3

			Total		3-Point		F-Throws		Rebounds										Scoring	
Season	gp-gs	min/avg	fg-fga	pct	fg-fga	pct	ft-fa	pct	off	def	tot	avg	pf	fo	ast	to	blk	stl	pts	avg
2017-18	33-19	559/16.9	67-114	.588	0-0	.000	19-54	.352	69	117	186	5.6	82	0	11	29	23	9	153	4.6
2018-19	15-0	196/13.1	24-48	.500	0-0	.000	10-19	.526	14	50	64	4.3	32	1	1	16	4	2	58	3.9
TOTAL	48-19	755/15.7	91-162	.562	0-0	.000	29-73	.397	83	167	250	5.2	114	1	12	45	27	11	211	4.4



JUSTIN ROBERTS

JUNIOR | GUARD | 5-10 | 187

LAWRENCE, KS | TOLEDO

Communication Studies

25

CAREER/SEASON HIGHS

Points

Season: N/A

Career: 9, Twice

Rebounds

Season: N/A

Career: 3, vs. Loyola (IL), 12/20/16

Field Goals Made

Season: N/A

Career: 3, Twice

Field Goals Attempted

Season: N/A

Career: 5, vs. Ohio, 2/13/18

Free Throws Made

Season: N/A

Career: 6, vs. Ohio, 2/13/18

Free Throws Attempted

Season: N/A

Career: 6, vs. Ohio, 2/13/18

3-Point Field Goals

Season: N/A

Career: 3, at Northern Illinois, 2/27/18

3-Point Field Goal Attempted

Season: N/A

Career: 3, Multiple Times

Assists

Season: N/A

Career: 5, vs. Miami, 1/7/17

Steals

Season: N/A

Career: 2, vs. Ohio Christian, 12/30/16

Blocks

Season: N/A

Career: N/A

Minutes

Season: N/A

Career: 30, at Ball State, 1/31/17

Before Niagara

Roberts arrived to Montegale Ridge after playing two seasons at the University of Toledo. Roberts played in 64 games – while starting in two – for the Rockets, averaging 1.6 points in 8.9 minutes per game. Roberts shot over 40 percent from the field and 42 percent from the 3-point line while having a 2.9 assist/turnover ratio in two seasons. Prior to attending Toledo, Roberts was a standout at Lawrence High School in Lawrence, Kan. He finished his four-year career as the school's all-time leading scorer with 1,549 points, was named Sunflower League Player of the Year and earned Kansas Basketball Coaches Association First Team All-State honors.



DOMINIC ROBB

SENIOR | Forward | 6-8 | 226

Pittsburgh, PA | HUN SCHOOL OF PRINCETON

Business Management

32

CAREER/SEASON HIGHS

Points

Season: 22, at St. Francis (PA), 11/30/18
Career: 29, vs. Fairfield, 3/3/18

Rebounds

Season: 10, Multiple Times
Career: 13, vs Marist, 1/16/17

Field Goals Made

Season: 9, at St. Francis (PA), 11/30/18
Career: 9, Multiple Times

Field Goals Attempted

Season: 14, at St. Francis (PA), 11/30/18
Career: 18, vs Quinnipiac, 1/2/17

Free Throws Made

Season: 4, Multiple Times
Career: 10, vs. Fairfield, 3/3/18

Free Throws Attempted

Season: 6, Multiple Times
Career: 12, vs. Fairfield, 3/3/18

3-Point Field Goals

Season: 1, Multiple Times
Career: 1, Multiple Times

3-Point Field Goal Attempted

Season: 3, at Loyola Chicago, 11/14/18
Career: 3, at Loyola Chicago, 11/14/18

Assists

Season: 3, at Pittsburgh, 12/3/18
Career: 3, Twice

Steals

Season: 3, vs. Grambling, 11/23/18
Career: 3, vs. Grambling, 11/23/18

Blocks

Season: 8, vs. St. Bonaventure, 11/12/18
Career: 8, vs. St. Bonaventure, 11/12/18

Minutes

Season: 35, at St. Francis (PA), 11/30/18
Career: 39, vs. St. Francis (PA) 12/10/17

2018-19 (Senior)

Named To Fort Myers Tip-Off All-Tournament Team...Started in 15 games...Swatted a career-high eight blocks, including seven in the first half, which are the second most in program history versus St. Bonaventure (11/12)...Had his first double figures scoring game with 10 points, including making his second career 3-pointer, and added four blocks at Loyola (11/14)...Scored a then season-high 13 points and had a game-high three blocks at Wyoming (11/16) to move into fourth place on the career blocks list...Had first double-double of the season behind a then season-high in points (15) and season-high in rebounds (10), while adding a career-high three steals against Grambling State (11/23)...Netted a then-season-high 17 points and had four blocks versus Saint Francis Brooklyn (11/24)...Scored a season-high 22 points while tying a career-high in field goals made and had a season-high two assists at Saint Francis (PA) (11/30)...Moved into second place on the career blocks list with a three-block performance at Pitt (12/3)...Scored 12 points and had nine rebounds versus Cornell (12/16)...Tied a season-high in rebounds with 10 and had three blocks at Cleveland State (12/19)...Shot a season-high 85.7 percent (6-for-7) from the field at Army (12/22)...Picked up second double-double with a team-high 17 points and game-high 10 rebounds at Manhattan (1/5).

				Total		3-Pointers		Free throws		Rebounds											
Opponent	Date	gs	min	fg-fga	pct	3fg-fga	pct	ft-fa	pct	off	def	tot	avg	pf	a	t/o	blk	stl	pts	avg	
ST. BONAVENTURE	11/12/18	*	27	2-5	.400	0-1	.000	2-2	1.000	1	4	5	5.0	2	0	2	8	0	6	6.0	
at Loyola Chicago	11/14/18	*	20	3-7	.429	1-3	.333	3-3	1.000	0	3	3	4.0	3	0	1	4	0	10	8.0	
at Wyoming	11/16/18	*	29	4-9	.444	1-1	1.000	4-4	1.000	2	4	6	4.7	3	1	1	3	0	13	9.7	
GRAMBLING STATE	11/23/18	*	29	6-12	.500	0-0	.000	3-6	.500	4	6	10	6.0	2	0	1	2	3	15	11.0	
ST. FRANCIS BROOKLYN	11/24/18	*	31	6-12	.500	1-1	1.000	4-6	.667	1	3	4	5.6	3	0	2	4	1	17	12.2	
at Saint Francis (PA)	11/30/18	*	35	9-14	.643	0-2	.000	4-6	.667	1	7	8	6.0	2	2	0	3	0	22	13.8	
at Pitt	12/3/18	*	26	5-9	.556	0-0	.000	2-2	1.000	1	4	5	5.9	5	3	1	4	1	12	13.6	
NEW HAMPSHIRE	12/9/18	*	30	4-6	.667	0-0	.000	0-0	.000	1	5	6	5.9	3	2	2	2	0	8	12.9	
CORNELL	12/16/18	*	28	4-8	.500	0-0	.000	4-4	1.000	5	4	9	6.2	1	2	0	1	1	12	12.8	
at Cleveland State	12/19/18	*	19	4-9	.444	0-2	.000	0-0	.000	2	8	10	6.6	1	3	1	3	0	8	12.3	
at Army	12/22/18	*	27	6-7	.857	0-0	.000	1-2	.500	0	4	4	6.4	2	1	1	3	0	13	12.4	
NORFOLK STATE	12/29/18	*	29	5-7	.714	0-0	.000	1-2	.500	1	4	5	6.3	1	1	3	3	0	11	12.3	
ALBANY	12/31/18	*	18	2-7	.286	0-0	.000	1-2	.500	1	3	4	6.1	1	0	1	3	0	5	11.7	
at Manhattan	01/05/19	*	30	7-11	.636	0-1	.000	3-4	.750	7	3	10	6.4	3	1	0	4	0	17	12.1	
at Fairfield	01/07/19	*	23	1-3	.333	0-0	.000	0-0	.000	1	1	2	6.1	0	1	2	0	0	2	11.4	
Totals			15	401	68-126	.540	3-11	.273	32-43	.744	28	63	91	6.1	32	17	18	47	6	171	11.4

Games played: 15

Minutes/game: 26.7

Points/game: 11.4

FG Pct: 54.0

3FG Pct: 27.3

FT Pct: 74.4

Rebounds/game: 6.1

Assists/game: 1.1

Turnovers/game: 1.2

Assist/turnover ratio: 0.9

Steals/game: 0.4

Blocks/game: 3.1

			Total		3-Point		F-Throws		Rebounds											Scoring	
Season	gp-gs	min/avg	fg-fga	pct	fg-fga	pct	ft-fa	pct	off	def	tot	avg	pf	fo	ast	to	blk	stl	pts	avg	
2015-16	32-16	550/17.2	78-140	.557	0-0	.000	30-45	.667	33	70	103	3.2	72	2	7	22	34	6	186	5.8	
2016-17	33-30	845/25.6	111-241	.461	0-0	.000	54-84	.643	71	136	207	6.3	106	3	22	39	74	6	276	8.4	
2017-18	33-14	637/19.3	93-159	.585	1-1	1.000	44-74	.595	45	88	133	4.0	77	2	14	28	48	7	231	7.0	
2018-19	15-15	401/26.7	68-126	.540	3-11	.273	32-43	.744	28	63	91	6.1	32	1	17	18	47	6	171	11.4	
TOTAL	113-75	2433/21.5	350-666	.526	4-12	.333	160-246	.650	177	357	534	4.7	287	8	60	107	203	25	864	7.6	



STEVEN LEVNAIC

FRESHMAN | GUARD | 6-2 | 180

HAMILTON, ON | RISE CENTRE ACADEMY

SPORTS MANAGEMENT

33

CAREER/SEASON HIGHS

Points

Season: N/A

Career: N/A

Rebounds

Season: N/A

Career: N/A

Field Goals Made

Season: N/A

Career: N/A

Field Goals Attempted

Season: N/A

Career: N/A

Free Throws Made

Season: N/A

Career: N/A

Free Throws Attempted

Season: N/A

Career: N/A

3-Point Field Goals

Season: N/A

Career: N/A

3-Point Field Goal Attempted

Season: N/A

Career: N/A

Assists

Season: N/A

Career: N/A

Steals

Season: N/A

Career: N/A

Blocks

Season: N/A

Career: N/A

Minutes


Season: N/A

Career: N/A

Before Niagara

Levnaic was a member of the RISE Centre (TRC) Academy Wolfpack of the Ontario Scholastic Basketball Association (OSBA). Levnaic averaged 16 points, seven rebounds and four assists per game as he helped the Wolfpack advance to the OSBA Championship in 2017. Levnaic was named a National Prep School Invitational (Rhode Island) Tournament All-Star and a SLAM Magazine Prep Invitational (Monte Verde, Florida) Tournament All-Star during the 2016-17 season. TRC recognized Levnaic as its Sportsman of the Year.

2018-19 NIAGARA UNIVERSITY MEN'S BASKETBALL



0 | Chris Barton
JR | G | 6-3 | 199



1 | Dominik Fragala
R-FR | G | 6-0 | 145



2 | Keleaf Tate
SO | G | 6-2 | 170



4 | Raheem Solomon
FR | G | 6-2 | 175



5 | James Towns
SO | G | 5-10 | 171



10 | Marcus Hammond
FR | G | 6-01 | 160




11 | Marvin Prochet
JR | F | 6-7 | 207



14 | Ousmane Diop
FR | F | 6-10 | 215



15 | Greg Kuakumensah
SO | F | 6-6 | 200



21 | Kierell Green
R-FR | F | 6-7 | 177



24 | Greg King
R-SR | F | 6-7 | 238



25 | Justin Roberts
JR | G | 5-10 | 187



32 | Dominic Robb
SR | F | 6-8 | 226



33 | Steven Levnaic
FR | G | 6-2 | 180

THE STAT CREW SYSTEM
Niagara University Team Game-by-Game Comparison (as of Jan 09, 2019)
All games

Opponent	1st	2nd	Score	Mar	Total FG	FG Pct	3-Pointers	3FG Pct	Free Throws	FT Pct	Rebounds	Assist	T/Over	Block	Steal	Fouls
ST. BONAVENTURE	34/31	46/41	80-72	+8	27-62/32-68	.435/.471	7-22/6-15	.318/.400	19-25/2-3	.760/.667	39/37 +2	13/13	12/14	9/4	6/5	11/22
Loyola Chicago	29/35	33/40	62-75	(13)	19-65/30-58	.292/.517	7-23/5-19	.304/.263	17-19/10-17	.895/.588	37/42 (5)	9/16	9/10	4/6	3/6	16/17
Wyoming	33/25	39/42	72-67	+5	25-66/25-62	.379/.403	10-30/7-20	.333/.350	12-15/10-14	.800/.714	39/42 (3)	10/8	11/15	3/3	3/6	16/15
GRAMBLING STATE	37/44	31/30	68-74	(6)	22-66/27-55	.333/.491	3-22/6-14	.136/.429	21-28/14-22	.750/.636	40/39 +1	10/15	9/15	4/4	4/2	19/21
ST. FRANCIS BROOKLYN	30/31	33/44	63-75	(12)	20-56/26-65	.357/.400	4-16/13-28	.250/.464	19-26/10-17	.731/.588	38/46 (8)	6/10	12/10	6/7	2/4	18/19
Saint Francis (PA)	33/43	42/36	75-79	(4)	25-63/31-72	.397/.431	8-25/5-23	.320/.217	17-20/12-16	.850/.750	40/42 (2)	10/13	15/13	3/2	3/6	20/19
Pitt	34/33	37/37	71-70	+1	27-56/24-57	.482/.421	8-19/10-25	.421/.400	9-15/12-18	.600/.667	38/31 +7	16/17	24/18	6/2	6/9	21/18
NEW HAMPSHIRE	32/29	39/38	71-67	+4	27-60/25-67	.450/.373	7-26/9-34	.269/.265	10-13/8-9	.769/.889	38/39 (1)	12/13	7/7	3/3	3/4	12/15
CORNELL	37/40	40/34	77-74	+3	26-65/24-55	.400/.436	10-24/8-18	.417/.444	15-21/18-21	.714/.857	38/39 (1)	13/17	4/10	1/7	3/2	17/16
Cleveland State	28/32	32/50	60-82	(22)	22-68/29-64	.324/.453	5-27/8-24	.185/.333	11-15/16-24	.733/.667	45/42 +3	11/13	15/10	4/4	4/6	20/17
Army	27/29	51/37	78-66	+12	30-63/23-68	.476/.338	7-21/14-28	.333/.500	11-15/6-11	.733/.545	45/36 +9	11/17	18/15	6/0	7/6	13/16
NORFOLK STATE	43/35	40/40	83-75	+8	27-61/31-67	.443/.463	10-25/8-19	.400/.421	19-29/5-6	.655/.833	37/42 (5)	21/11	8/15	5/5	4/2	14/23
ALBANY	31/42	43/37	74-79	(5)	22-60/29-64	.367/.453	8-22/10-28	.364/.357	22-30/11-13	.733/.846	37/40 (3)	8/13	8/12	6/0	4/6	17/22
Manhattan	45/36	35/54	80-90	(10)	26-55/34-54	.473/.630	7-18/13-22	.389/.591	21-25/9-14	.840/.643	28/25 +3	13/19	12/15	4/2	5/6	19/23
Fairfield	30/41	29/36	59-77	(18)	22-55/31-61	.400/.508	6-21/6-22	.286/.273	9-13/9-11	.692/.818	27/40 (13)	10/19	18/17	1/2	6/9	15/18

Note: Game totals are displayed in the format TEAM/OPPONENT for each category

THE STAT CREW SYSTEM
Niagara University Team Game-by-Game (as of Jan 09, 2019)
All games

TEAM STATISTICS

Opponent	Date	Score	Total		3-Pointers		Free throws		Rebounds											
			fg-fga	pct	3fg-fga	pct	ft-fta	pct	off	def	tot	avg	pf	a	t/o	blk	stl	pts	avg	
ST. BONAVENTURE	11/12/18	80-72	W	27-62	.435	7-22	.318	19-25	.760	14	25	39	39.0	11	13	12	9	6	80	80.0
at Loyola Chicago	11/14/18	62-75	L	19-65	.292	7-23	.304	17-19	.895	14	23	37	38.0	16	9	9	4	3	62	71.0
at Wyoming	11/16/18	72-67	W	25-66	.379	10-30	.333	12-15	.800	10	29	39	38.3	16	10	11	3	3	72	71.3
GRAMBLING STATE	11/23/18	68-74	L	22-66	.333	3-22	.136	21-28	.750	13	27	40	38.8	19	10	9	4	4	68	70.5
ST. FRANCIS BROOKLYN	11/24/18	63-75	L	20-56	.357	4-16	.250	19-26	.731	8	30	38	38.6	18	6	12	6	2	63	69.0
at Saint Francis (PA)	11/30/18	75-79	L	25-63	.397	8-25	.320	17-20	.850	11	29	40	38.8	20	10	15	3	3	75	70.0
at Pitt	12/3/18	71-70	W	27-56	.482	8-19	.421	9-15	.600	9	29	38	38.7	21	16	24	6	6	71	70.1
NEW HAMPSHIRE	12/9/18	71-67	W	27-60	.450	7-26	.269	10-13	.769	5	33	38	38.6	12	12	7	3	3	71	70.2
CORNELL	12/16/18	77-74	W	26-65	.400	10-24	.417	15-21	.714	14	24	38	38.6	17	13	4	1	3	77	71.0
at Cleveland State	12/19/18	60-82	L	22-68	.324	5-27	.185	11-15	.733	18	27	45	39.2	20	11	15	4	4	60	69.9
at Army	12/22/18	78-66	W	30-63	.476	7-21	.333	11-15	.733	7	38	45	39.7	13	11	18	6	7	78	70.6
NORFOLK STATE	12/29/18	83-75	W	27-61	.443	10-25	.400	19-29	.655	9	28	37	39.5	14	21	8	5	4	83	71.7
ALBANY	12/31/18	74-79	L	22-60	.367	8-22	.364	22-30	.733	11	26	37	39.3	17	8	8	6	4	74	71.8
at Manhattan	01/05/19	80-90	L	26-55	.473	7-18	.389	21-25	.840	13	15	28	38.5	19	13	12	4	5	80	72.4
at Fairfield	01/07/19	59-77	L	22-55	.400	6-21	.286	9-13	.692	6	21	27	37.7	15	10	18	1	6	59	71.5
Niagara University		1073		367-921	.398	107-341	.314	232-309	.751	162	404	566	37.7	248	173	182	65	63	1073	71.5
Opponents		1122		421-937	.449	128-339	.378	152-216	.704	144	438	582	38.8	281	214	196	51	79	1122	74.8

Games played: 15
Points/game: 71.5
FG Pct: 39.8
3FG Pct: 31.4
FT Pct: 75.1

Rebounds/game: 37.7
Assists/game: 11.5
Turnovers/game: 12.1
Assist/turnover ratio: 1.0
Steals/game: 4.2
Blocks/game: 4.3

THE STAT CREW SYSTEM
Niagara University Game-by-Game Highs (as of Jan 09, 2019)
All games

Opponent	Date	Score	Points	Rebounds	Assists	Steals	Blocked shots
ST. BONAVENTURE	11/12/18	80-72	20-Prochet, Marvin	10-Prochet, Marvin	3-Tate, Keleaf Prochet, Marvin	3-Tate, Keleaf	8-Robb, Dominic
at Loyola Chicago	11/14/18	62-75	19-Towns, James	11-Prochet, Marvin	3-Barton, Chris	2-Barton, Chris	4-Robb, Dominic
at Wyoming	11/16/18	72-67	23-Prochet, Marvin	12-Prochet, Marvin	3-Towns, James	1-Prochet, Marvin Solomon, Raheem Tate, Keleaf	3-Robb, Dominic
GRAMBLING STATE	11/23/18	68-74	23-Prochet, Marvin	12-Prochet, Marvin	6-Towns, James	3-Robb, Dominic	2-Robb, Dominic
ST. FRANCIS BROOKLYN	11/24/18	63-75	17-Robb, Dominic	10-Kuakumensah, Gre	2-Towns, James Hammond, Marcus	1-Solomon, Raheem Robb, Dominic	4-Robb, Dominic
at Saint Francis (PA)	11/30/18	75-79	22-Robb, Dominic	8-Robb, Dominic	3-Towns, James	2-Green, Kierell	3-Robb, Dominic
at Pitt	12/3/18	71-70	17-Tate, Keleaf	7-Kuakumensah, Gre Tate, Keleaf	9-Towns, James	2-Tate, Keleaf	4-Robb, Dominic
NEW HAMPSHIRE	12/9/18	71-67	23-Towns, James	10-Barton, Chris	6-Towns, James	2-Solomon, Raheem	2-Robb, Dominic
CORNELL	12/16/18	77-74	24-Prochet, Marvin	10-Prochet, Marvin	5-Towns, James	1-Prochet, Marvin Robb, Dominic King, Greg	1-Robb, Dominic
at Cleveland State	12/19/18	60-82	18-Towns, James	10-Robb, Dominic Prochet, Marvin	4-Towns, James	1-Barton, Chris Tate, Keleaf Prochet, Marvin Towns, James	3-Robb, Dominic
at Army	12/22/18	78-66	19-Towns, James	11-King, Greg	5-Towns, James	3-Tate, Keleaf	3-Prochet, Marvin Robb, Dominic
NORFOLK STATE	12/29/18	83-75	23-Prochet, Marvin	8-Prochet, Marvin	10-Towns, James	1-Solomon, Raheem Towns, James Tate, Keleaf Barton, Chris	3-Robb, Dominic
ALBANY	12/31/18	74-79	16-Hammond, Marcus	9-Prochet, Marvin King, Greg	5-Towns, James	2-Hammond, Marcus	3-Robb, Dominic
at Manhattan	01/05/19	80-90	17-Robb, Dominic	10-Robb, Dominic	6-Towns, James	3-Prochet, Marvin	4-Robb, Dominic
at Fairfield	01/07/19	59-77	20-Fragala, Dominik	7-King, Greg	3-Towns, James Hammond, Marcus	2-Towns, James Prochet, Marvin	1-Hammond, Marcus

THE STAT CREW SYSTEM
Niagara University Points-Rebounds-Assists (as of Jan 09, 2019)
All games

Opponent	Date	Score		00 BARTON,CHR	01 FRAGALA,DO	02 TATE,KELEA	04 SOLOMON,RA	05 TOWNS,JAME	10 HAMMOND,MA	11 PROCHET,MA
ST. BONAVENTURE	11/12/18	80-72	w	6-4-2	5-2-1	17-3-3	0-3-1	18-3-2	0-4-1	20-10-3
at Loyola Chicago	11/14/18	62-75	L	13-2-3	0-0-1	6-5-1	0-1-1	19-7-1	0-2-0	14-11-2
at Wyoming	11/16/18	72-67	w	12-5-2	DNP	0-3-2	12-2-1	8-3-3	0-0-1	23-12-0
GRAMBLING STATE	11/23/18	68-74	L	9-3-4	0-0-0	6-3-0	3-2-0	6-3-6	2-1-0	23-12-0
ST. FRANCIS BROOKLYN	11/24/18	63-75	L	5-3-1	0-0-0	7-5-0	12-6-0	2-3-2	3-0-2	DNP
at Saint Francis (PA)	11/30/18	75-79	L	3-5-2	0-0-0	15-4-2	13-4-0	16-4-3	2-0-0	DNP
at Pitt	12/3/18	71-70	w	6-4-3	0-0-0	17-7-1	0-0-0	12-6-9	2-1-0	DNP
NEW HAMPSHIRE	12/9/18	71-67	w	3-10-1	0-1-0	4-3-0	14-3-0	23-6-6	0-0-0	15-4-1
CORNELL	12/16/18	77-74	w	6-2-2	2-0-0	23-5-2	2-0-0	8-3-5	0-0-0	24-10-2
at Cleveland State	12/19/18	60-82	L	2-1-2	0-0-0	2-3-2	2-1-0	18-4-4	9-1-0	12-10-0
at Army	12/22/18	78-66	w	5-1-0	DNP	9-5-2	5-1-1	19-6-5	8-2-1	15-9-1
NORFOLK STATE	12/29/18	83-75	w	0-4-2	0-1-1	14-3-0	11-1-4	15-7-10	5-2-0	23-8-3
ALBANY	12/31/18	74-79	L	2-1-0	0-0-0	0-3-1	15-2-0	14-3-5	16-0-0	13-9-2
at Manhattan	01/05/19	80-90	L	2-2-2	0-0-0	13-1-1	0-0-0	13-3-6	10-1-0	15-3-3
at Fairfield	01/07/19	59-77	L	0-0-0	20-1-1	7-4-0	6-0-1	4-2-3	2-1-3	9-4-1

Opponent	Date	Score		15 KUAKUMENSA	21 GREEN,KIER	24 KING,GREG	32 ROBB,DOMIN
ST. BONAVENTURE	11/12/18	80-72	w	0-0-0	4-1-0	4-2-0	6-5-0
at Loyola Chicago	11/14/18	62-75	L	0-0-0	0-0-0	0-6-0	10-3-0
at Wyoming	11/16/18	72-67	w	0-1-0	0-1-0	4-2-0	13-6-1
GRAMBLING STATE	11/23/18	68-74	L	0-0-0	0-0-0	4-2-0	15-10-0
ST. FRANCIS BROOKLYN	11/24/18	63-75	L	10-10-0	DNP	7-4-1	17-4-0
at Saint Francis (PA)	11/30/18	75-79	L	0-2-0	2-6-1	2-4-0	22-8-2
at Pitt	12/3/18	71-70	w	12-7-0	2-5-0	8-1-0	12-5-3
NEW HAMPSHIRE	12/9/18	71-67	w	DNP	2-3-2	2-1-0	8-6-2
CORNELL	12/16/18	77-74	w	0-0-0	DNP	0-5-0	12-9-2
at Cleveland State	12/19/18	60-82	L	0-0-0	2-2-0	5-8-0	8-10-3
at Army	12/22/18	78-66	w	2-2-0	DNP	2-11-0	13-4-1
NORFOLK STATE	12/29/18	83-75	w	0-1-0	2-1-0	2-2-0	11-5-1
ALBANY	12/31/18	74-79	L	2-3-0	0-0-0	7-9-0	5-4-0
at Manhattan	01/05/19	80-90	L	0-0-0	6-1-0	4-0-0	17-10-1
at Fairfield	01/07/19	59-77	L	0-1-0	2-2-0	7-7-0	2-2-1

THE STAT CREW SYSTEM
Niagara University Combined Team Statistics (as of Jan 07, 2019)
Conference games only

RECORD:	OVERALL	HOME	AWAY	NEUTRAL
ALL GAMES	0-2	0-0	0-2	0-0
CONFERENCE	0-2	0-0	0-2	0-0
NON-CONFERENCE	0-0	0-0	0-0	0-0

#	Player	gp-gs	min	avg	Total		3-Point		F-Throw		Rebounds				pf	dq	a	to	blk	stl	pts	avg
					fg-fga	fg%	3fg-fga	3fg%	ft-fa	ft%	off	def	tot	avg								
11	Prochet, Marvin	2-2	54	27.0	8-22	.364	3-11	.273	5-7	.714	2	5	7	3.5	4	0	4	6	0	5	24	12.0
01	Fragala, Dominik	2-0	19	9.5	7-9	.778	2-4	.500	4-5	.800	0	1	1	0.5	0	0	1	0	0	1	20	10.0
02	Tate, Keleaf	2-2	49	24.5	6-19	.316	4-13	.308	4-4	1.000	0	5	5	2.5	3	0	1	3	0	1	20	10.0
32	Robb, Dominic	2-2	53	26.5	8-14	.571	0-1	.000	3-4	.750	8	4	12	6.0	3	0	2	2	4	0	19	9.5
05	Towns, James	2-2	66	33.0	5-15	.333	0-3	.000	7-8	.875	2	3	5	2.5	4	0	9	9	0	3	17	8.5
10	Hammond, Marcus	2-0	49	24.5	4-6	.667	2-3	.667	2-2	1.000	1	1	2	1.0	6	0	3	2	1	0	12	6.0
24	King, Greg	2-0	26	13.0	4-9	.444	0-0	.000	3-5	.600	1	6	7	3.5	4	0	0	0	0	0	11	5.5
21	Green, Kierell	2-0	20	10.0	3-6	.500	0-0	.000	2-2	1.000	1	2	3	1.5	1	0	0	2	0	0	8	4.0
04	Solomon, Raheem	2-0	21	10.5	2-5	.400	2-3	.667	0-0	.000	0	0	0	0.0	3	0	1	3	0	0	6	3.0
00	Barton, Chris	2-2	35	17.5	1-5	.200	0-1	.000	0-0	.000	0	2	2	1.0	3	0	2	1	0	0	2	1.0
15	Kuakumensah, Greg	2-0	8	4.0	0-0	.000	0-0	.000	0-1	.000	0	1	1	0.5	3	0	0	1	0	1	0	0.0
	Team										4	6	10				1					
	Total.....	2	400		48-110	.436	13-39	.333	30-38	.789	19	36	55	27.5	34	0	23	30	5	11	139	69.5
	Opponents.....	2	400		65-115	.565	19-44	.432	18-25	.720	18	47	65	32.5	41	-	38	32	4	15	167	83.5

TEAM STATISTICS	NIA	OPP	Date	Opponent	Score	Att.
SCORING	139	167	*	01/05/19	at Manhattan	L 80-90 801
Points per game	69.5	83.5	*	01/07/19	at Fairfield	L 59-77 1037
Scoring margin	-14.0	-				
FIELD GOALS-ATT	48-110	65-115	! = Fort Myers Tip-Off * = Conference game			
Field goal pct	.436	.565				
3 POINT FG-ATT	13-39	19-44				
3-point FG pct	.333	.432				
3-pt FG made per game	6.5	9.5				
FREE THROWS-ATT	30-38	18-25				
Free throw pct	.789	.720				
F-Throws made per game	15.0	9.0				
REBOUNDS	55	65				
Rebounds per game	27.5	32.5				
Rebounding margin	-5.0	-				
ASSISTS	23	38				
Assists per game	11.5	19.0				
TURNOVERS	30	32				
Turnovers per game	15.0	16.0				
Turnover margin	+1.0	-				
Assist/turnover ratio	0.8	1.2				
STEALS	11	15				
Steals per game	5.5	7.5				
BLOCKS	5	4				
Blocks per game	2.5	2.0				
ATTENDANCE	0	1838				
Home games-Avg/Game	0-0	2-919				
Neutral site-Avg/Game	-	0-0				

Score by Periods	1st	2nd	Totals
Niagara University	75	64	139
Opponents	77	90	167

THE STAT CREW SYSTEM
Niagara University Combined Team Statistics (as of Jan 07, 2019)
All games

RECORD:	OVERALL	HOME	AWAY	NEUTRAL
ALL GAMES	7-8	4-3	3-5	0-0
CONFERENCE	0-2	0-0	0-2	0-0
NON-CONFERENCE	7-6	4-3	3-3	0-0

##	Player	gp-gs	min	avg	Total		3-Point		F-Throw		Rebounds				pf	dq	a	to	blk	stl	pts	avg
					fg-fga	fg%	3fg-fga	3fg%	ft-fa	ft%	off	def	tot	avg								
11	Prochet, Marvin	12-12	377	31.4	67-162	.414	34-82	.415	38-58	.655	26	76	102	8.5	25	0	18	20	9	10	206	17.2
05	Towns, James	15-15	491	32.7	57-157	.363	9-33	.273	72-86	.837	13	50	63	4.2	22	0	70	44	0	10	195	13.0
32	Robb, Dominic	15-15	401	26.7	68-126	.540	3-11	.273	32-43	.744	28	63	91	6.1	32	1	17	18	47	6	171	11.4
02	Tate, Keleaf	15-15	421	28.1	50-156	.321	24-80	.300	16-20	.800	14	43	57	3.8	23	0	17	26	0	13	140	9.3
04	Solomon, Raheem	15-1	217	14.5	31-81	.383	16-48	.333	17-22	.773	12	14	26	1.7	27	0	9	16	0	6	95	6.3
00	Barton, Chris	15-15	373	24.9	24-83	.289	5-34	.147	21-28	.750	13	34	47	3.1	28	0	26	23	0	4	74	4.9
10	Hammond, Marcus	15-0	228	15.2	19-37	.514	11-21	.524	10-12	.833	4	11	15	1.0	14	0	8	6	1	4	59	3.9
24	King, Greg	15-0	196	13.1	24-48	.500	0-0	.000	10-19	.526	14	50	64	4.3	32	1	1	16	4	2	58	3.9
01	Fragala, Dominik	13-0	80	6.2	10-29	.345	3-17	.176	4-6	.667	2	3	5	0.4	4	0	4	0	0	1	27	2.1
15	Kuakumensah, Greg	14-1	125	8.9	7-18	.389	2-9	.222	10-11	.909	4	23	27	1.9	23	0	0	4	3	4	26	1.9
21	Green, Kierell	12-1	92	7.7	10-24	.417	0-6	.000	2-4	.500	6	16	22	1.8	17	0	3	6	1	3	22	1.8
Team											26	21	47		1		3					
Total.....		15	3001		367-921	.398	107-341	.314	232-309	.751	162	404	566	37.7	248	2	173	182	65	63	1073	71.5
Opponents.....		15	3000		421-937	.449	128-339	.378	152-216	.704	144	438	582	38.8	281	-	214	196	51	79	1122	74.8

TEAM STATISTICS	NIA	OPP	Date	Opponent	Score	Att.
SCORING	1073	1122	11/12/18	ST. BONAVENTURE	w 80-72	2221
Points per game	71.5	74.8	! 11/14/18	at Loyola Chicago	L 62-75	2648
Scoring margin	-3.3	-	! 11/16/18	at Wyoming	w 72-67	3793
FIELD GOALS-ATT	367-921	421-937	! 11/23/18	GRAMBLING STATE	L 68-74	910
Field goal pct	.398	.449	! 11/24/18	ST. FRANCIS BROOKLYN	L 63-75	837
3 POINT FG-ATT	107-341	128-339	11/30/18	at Saint Francis (PA)	L 75-79	992
3-point FG pct	.314	.378	12/3/18	at Pitt	w 71-70	3468
3-pt FG made per game	7.1	8.5	12/9/18	NEW HAMPSHIRE	w 71-67	832
FREE THROWS-ATT	232-309	152-216	12/16/18	CORNELL	w 77-74	865
Free throw pct	.751	.704	12/19/18	at Cleveland State	L 60-82	1185
F-Throws made per game	15.5	10.1	12/22/18	at Army	w 78-66	798
REBOUNDS	566	582	12/29/18	NORFOLK STATE	w 83-75	898
Rebounds per game	37.7	38.8	12/31/18	ALBANY	L 74-79	829
Rebounding margin	-1.1	-	* 01/05/19	at Manhattan	L 80-90	801
ASSISTS	173	214	* 01/07/19	at Fairfield	L 59-77	1037
Assists per game	11.5	14.3				
TURNOVERS	182	196				
Turnovers per game	12.1	13.1				
Turnover margin	+0.9	-				
Assist/turnover ratio	1.0	1.1				
STEALS	63	79				
Steals per game	4.2	5.3				
BLOCKS	65	51				
Blocks per game	4.3	3.4				
ATTENDANCE	7392	14722				
Home games-Avg/Game	7-1056	8-1840				
Neutral site-Avg/Game	-	0-0				

! = Fort Myers Tip-Off
 * = Conference game

Score by Periods	1st	2nd	Totals
Niagara University	503	570	1073
Opponents	526	596	1122