

YALE BASKETBALL



Sports Publicity Office
Box 208216
New Haven, CT 06520-8216

Basketball Contact: Tim Bennett
(203) 432-1457, phone
(203) 376-6203, cell

2018-19 SCHEDULE

Nov. 6	vs. Chinese Univ. All Stars (ex)%W, 93-84	
9	vs. California&	W, 76-59
17	at Memphis	L, 102-109 2ot
21	at Vermont	L, 70-79
28	at Bryant	W, 103-61
Dec. 1	vs. Miami, Fla.^	W, 77-73
5	LEHIGH	W, 97-87
8	at Duke	L, 58-91
11	ALBANY	W, 71-63
20	at Monmouth	7 p.m.
22	IONA	2 p.m.
Jan. 2	KENNESAW STATE	7 p.m.
5	at Cal State Northridge ..	10 p.m.
8	SKIDMORE	7 p.m.
19	at Brown	3:30 p.m.
25	BROWN	7 p.m.
Feb. 1	at Harvard	7 p.m.
2	at Dartmouth	7 p.m.
8	PRINCETON	7 p.m.
9	PENN	7 p.m.
15	at Columbia	7 p.m.
16	at Cornell	7 p.m.
22	DARTMOUTH	7 p.m.
23	HARVARD	7 p.m.
Mar. 1	CORNELL	7 p.m.
2	COLUMBIA	7 p.m.
8	at Penn	7 p.m.
9	at Princeton	6 p.m.

% Exhibition game, Suzhou, China

& Pac12 China Game, Shanghai

^ Hoophall Miami Invitational

at MONMOUTH

Thurs., Dec. 20, 2018 - 7 p.m.
OceanFirst Bank Center
West Long Branch, N.J.
Video: ESPN+

YALE TALE

After an eight-day break for exams, the Bulldogs wrap up the 2018 portion of the schedule this week with a pair of games against MAAC opponents. Yale travels to Monmouth on Thursday for a 7 p.m. tip and then is back in the friendly confines of the John J. Lee Amphitheater to host a Saturday matinee with Iona at 2 p.m. Video of both games is available on ESPN+.

The Bulldogs (5-3) have won four of their last five games and are coming off a 71-63 victory over Albany last Tuesday. Sophomore Paul Atkinson became the latest Bulldog to lead the team in scoring when he went off for 20 points, matching his career high, in the victory over the Great Danes. Six different players have now led the team in scoring at least once on the young season, and Atkinson became the fourth to score 20 or more points in a game.

Atkinson, who led the Ivy League in field goal percentage last year as a rookie, has continued his sharpshooting this season. He is 32-of-46 (.696) from the field, which is second in the league. Against Albany, he was 9-of-12 from the field and added nine rebounds in just 21 minutes off the bench. That performance earned him a spot on the Ivy League Honor Roll on Monday.

Yale, which leads the league in scoring offense, has a number of weapons. Three players average double figures in scoring, led by Miye Oni at 17.9 ppg. Jordan Bruner (11.5 ppg.) and Alex Copeland (10.6 ppg.) are the other double figure scorers, while Atkinson (9.8 ppg.), Blake Reynolds (9.5 ppg.), Azar Swain (9.1 ppg.) and Trey Phills (8.6 ppg.) all average at least 8.6 points.

James Jones, who is in his 20th season as the Joel E. Smilow, Class of 1954 Head Coach of the Bulldogs, preaches rebounding, defense and sharing the ball as his core principles, and Yale has been successful at each so far this season. The Bulldogs lead the Ivy League in rebounding margin (+4.2) and are second in both field goal percentage defense (.423) and assists (17.3 per game).

Yale's only loss during its recent hot streak came at No. 2 Duke on Dec. 8. The Bulldogs' three losses on the season have come against teams with a combined record of 22-9 through Monday night.

Following Saturday's game with Iona, the Bulldogs will have a 10-day break for the holiday. They don't play again until a Jan. 2 date with Kennesaw State at Lee Amphitheater.

vs. IONA

Sat., Dec. 22, 2018 - 2 p.m.
John J. Lee Amphitheater
New Haven, Conn.
Video: ESPN+

Stats Comparison

Yale	Category	Mon.	Iona
5-3	Record	0-11	2-7
81.8	Points/G	58.8	75.0
77.8	Pts. Allowed/G	76.7	82.9
49.5%	FG%	37.8%	43.9%
36.0%	3FG%	25.4%	32.1%
70.5%	FT%	69.9%	72.1%
38.9	Reb Avg	32.2	33.3
+4.3	Reb. Margin	-3.7	-5.1
17.3	Assts/G	10.5	13.8
16.4	Turnovers/G	16.1	16.1
2.6	Blocks/G	2.5	2.1
5.9	Steals/G	6.9	8.1

Probable Starters



Alex Copeland
Guard
Sr. • 6-3 • 175
Los Angeles, Calif.



Jordan Bruner
Forward
Jr. • 6-9 • 205
Columbia, S.C.



Trey Phills
Guard
Sr. • 6-2 • 185
Charlotte, N.C.



Miye Oni
Guard
Jr. • 6-7 • 205
Northridge, Calif.



Blake Reynolds
Forward
Sr. • 6-7 • 240
Jackson, Mo.

UNIVERSITY FACTS

School: Yale University
Founded: 1701
Location: New Haven, CT 06520
Enrollment: 5,100 undergrad/5,200 grad
Nickname: Elis, Bulldogs
Colors: Yale Blue and White
President: Peter Salovey
Director of Athletics: Vicky Chun
Conference: Ivy League
Home Court: John J. Lee Amphitheater
Capacity: 2,532

BASKETBALL FACTS

Head Coach: James Jones
Alma Mater/Year: University at Albany '86
Overall & Yale Record/Years: 293-267/20th year
Jones' Ivy Record/Years: 159-107/20th year
Basketball Office Phone: (203) 432-1485
Associate Head Coach: Matt Kingsley (Wesleyan '98),
Assistant Coaches: Justin Simon (Yale '04)
 Tobe Carberry (Vermont '00)
Director of Operations: Rey Crossman (Charlotte '15)

SPORTS PUBLICITY FACTS

Associate AD/Sports Publicity: Steve Conn
Men's Basketball Contact: Tim Bennett
Bennett's Home Phone: (203) 484-7358
Bennett's Cell Phone: (203) 376-6203
Sports Publicity Phone: (203) 432-1457
E-Mail Address: timothy.bennett@yale.edu
Home Page: yalebulldogs.com

DID YOU KNOW?

- Yale University, founded in 1701, is the third oldest college in the United States and one of the foremost research universities in the world. First known as the Collegiate School, it changed its name in 1718 to honor benefactor Elihu Yale.
- In 1889, Yale students adopted the first college mascot, Handsome Dan, a ferocious and enthusiastic fan at early football games. Handsome Dan inspired Cole Porter to write Yale's famous fight song, "Bulldog, Bulldog." Today, the original Handsome Dan continues his reign from the lobby of Payne Whitney Gymnasium. Yale students also adopted the first school colors (1853), fielded the first cheerleaders (1890) and developed the first school fight song (1892).
- Five U.S. Presidents have ties to Yale. William Howard Taft (1878), George H.W. Bush (1948) and George W. Bush (1968) all received their undergraduate degrees from Yale, while Gerald Ford (1941) and Bill Clinton (1973) are both graduates of Yale Law School.
- Chris Dudley, who played 16 seasons in the NBA, is a 1987 Yale graduate. He was a three-time first team All-Ivy selection for the Bulldogs, and in his career with the Cleveland Cavaliers, New Jersey Nets, New York Knicks, Phoenix Suns and Portland TrailBlazers scored 3,473 points and collected 5,457 rebounds.

The Probable Lineup

STARTERS			Cl.	Hometown	Min.	ppg.	rpg.	apg.
F	23	Jordan Bruner	Jr.	Columbia, S.C.	26.1	11.5	7.3	3.8
F	32	Blake Reynolds	Sr.	Jackson, Mo.	25.1	9.5	5.0	1.6
G	13	Trey Phills	Sr.	Charlotte, N.C.	26.1	8.6	3.4	2.3
G	3	Alex Copeland	Sr.	Los Angeles, Calif.	27.3	10.6	2.4	2.6
G	25	Miye Oni	Jr.	Northridge, Calif.	30.3	17.9	6.1	3.1
OFF THE BENCH								
G	5	Azar Swain	So.	Brockton, Mass.	23.6	9.1	3.5	2.0
F	20	Paul Atkinson	So.	West Palm Beach, Fla.	19.8	9.8	4.5	0.9
G	2	Eric Monroe	Jr.	San Diego, Calif.	16.5	3.0	1.0	2.0
F	22	Austin Williams	Jr.	Jacksonville, Fla.	8.8	1.8	1.2	0.0
G	00	Jalen Gabbidon	So.	Harrisburg, Pa.	11.2	3.2	2.2	0.6
G	10	Matthue Cotton	Fy.	Voorhees, N.J.	8.0	1.3	1.3	0.3
F	35	Isaiah Kelly	Fy.	Augusta, Ga.	6.1	2.0	1.3	0.1
F	14	Jameel Alausa	So.	Chicago, Ill.	3.3	2.0	0.3	0.3
F	33	Wyatt Yess	So.	Saint Louis, Mo.	3.0	0.0	1.3	0.0
G	34	Thomas Ryan	Sr.	New York, N.Y.	3.8	1.5	0.3	0.3
G	1	Eze Dike	Fy.	Montreal, Quebec	2.8	0.0	0.3	0.3
G	11	Michael Feinberg	Fy.	Hidden Hills, Calif.	2.0	0.0	0.3	0.0
F	30	Jake Lanford	Fy.	Charleston, S.C.	1.0	0.0	0.0	0.0

YALE-MONMOUTH HISTORY

The Bulldogs and Hawks are playing for just the second time. The first meeting came last year at Lee Amphitheater, an 85-64 Monmouth victory. Louie Pillari scored 23 points, and Austin Tilghman '18 added a triple double with 11 points, 14 rebounds and 15 assists to lead the Hawks. Miye Oni scored 25 points to pace Yale.

YALE-IONA HISTORY

Last year also was the first meeting between the Bulldogs and Gaels. Iona shot 56 percent from the field and held off a couple of second-half runs from Yale en route to an 83-67 victory in New Rochelle. E.J. Crawford led the Gaels with 24 points. Blake Reynolds scored 15 points to pace the Bulldogs.

SCOUTING MONMOUTH

Yale is the second Ivy League opponent for the Hawks, who fell 60-57 to Princeton on Nov. 24. Monmouth (0-11) is playing only its third home game. Ray Salnave (11.5 ppg.) leads the team in scoring. Deion Hammond (10.8 ppg.) averages 10.8 points and is Monmouth's top three-point shooter with 23 treys. Monmouth was picked to finish fifth in the MAAC preseason coaches' poll.

SCOUTING IONA

The Gaels (2-7) will be playing their third straight game against an Ivy opponent on Saturday. They fell to Columbia 74-71 on Dec. 9 at Madison Square Garden and then lost to Princeton 85-81 last Saturday in the Boardwalk Classic in Atlantic City. Iona, who has been to the NCAA Tournament in each of the last three years, was selected third in the MAAC preseason coaches' poll. E.J. Crawford (15.9 ppg.) leads the team in scoring. Rickey McGill (13.0 ppg.) and Tajuan Agee (11.2 ppg.) also average double figures in scoring.

JONES, ONI APPROACHING MILESTONES

Both Yale head coach James Jones and Miye Oni are approaching milestones. Jones is seven victories shy of 300 in his career at Yale. He is the third winningest coach in Ivy League history. Oni, meanwhile, needs 64 points to reach 1,000 in his career.

YALE SUCCESS

- In the last four-plus seasons, the Bulldogs...
- Have won 80 games, the most of any Ivy League school
 - Posted a 42-14 record in Ivy games.
 - Captured two Ivy League championships.
 - Won the first NCAA Tournament game in school history, knocking off Baylor in the first round in 2016.
 - Earned victories over schools from the Big 12 (Baylor) and Pac 12 (Washington, California).

BULLDOGS OPEN SEASON IN CHINA

Yale opened the season with a once-in-a-lifetime trip to China for the Pac-12 China Game. The team arrived on Sunday, Nov. 4 and spent the days leading up to the game learning about China's history, culture and business. The Bulldogs visited Alibaba headquarters in Hangzhou where Joe Tsai, a 1986 Yale graduate and lacrosse player, spoke to them about the e-commerce industry and China's economy. In addition, the team spent time with children from the Yao Ming Foundation at Shanghai Disneyland and toured the Shanghai Municipal Museum. Then came a dominant performance in the win over Cal. Miye Oni and Azar Swain scored 16 points apiece to lead a balanced attack. Yale controlled the game at both ends of the floor and led for 38 of the game's 40 minutes. A 15-0 run midway through the first half helped the Bulldogs seize control, and they led by as many as 21 points in the second half. Yale also played an exhibition game in China, defeating a Chinese University All-Star team 93-84 in Suzhou.

2018-19 SCHEDULE NOTES

It will be another busy season of travel for the Yale men's basketball team. The Bulldogs will head to all parts of the country during non-conference play, including south to face Duke at Cameron Indoor Stadium and Miami at American Airlines Arena. There are also trips to the Midwest (Memphis), the West Coast (Cal State Northridge) and Northern New England (Vermont). And, oh by the way, the season kicked off with a journey to the other side of the world to face California in the Pac 12 China Game in Shanghai.

In all, there are 27 games on the schedule, including 12 in the friendly confines of the John J. Lee Amphitheater. There also is an opportunity for two more as the venerable arena will host the Ivy League Tournament in March.

A closer look at the 2018-19 schedule:

- Six opponents reached the post season last year, including four (Duke, Miami, Iona, Penn) that played in the NCAA Tournament. Vermont and Harvard participated in the NIT.
- The 7,337 miles Yale traveled for the game in China was the longest for a regular season game in school history.
- The home opener won't come until Dec. 5 when the Bulldogs host Lehigh.
- Yale's last game with Duke was quite memorable. It came in the second round of the 2016 NCAA Tournament at the Dunkin Donuts Center in Providence two days after the Bulldogs upset Baylor in the opening round. The Blue Devils built an early 27-point lead before the Bulldogs nearly pulled off the biggest comeback in tournament history. Yale was within three in the final minute, but Duke held on for a 71-64 victory.
- The game with Miami is part of the fourth annual Hoophall Miami Invitational presented by Citi. It is one of four games on Dec. 1 at American Airlines Arena, the home of the Miami Heat. The other games feature Georgia Tech vs. St. John's, North Carolina State vs. Vanderbilt and Texas Tech vs. Memphis.
- Yale's three home games in December all come against top mid-major programs. Lehigh (Dec. 5) has been a perennial contender in the Patriot League, Albany (Dec. 11) has won at least 20 games in five of the last six years and Iona (Dec. 22) has been to the NCAA Tournament in each of the last two seasons.
- For the second straight year, the Bulldogs won't play a game against another Connecticut school.
- Ivy League play kicks off at Brown on Jan. 19. The Bulldogs have three of their first four Ivy games on the road.

IVY MADNESS HEADED TO LEE AMPHITHEATER

The 2019 Ivy League Men's and Women's Basketball Tournaments will be held at the John J. Lee Amphitheater at Payne Whitney Gymnasium.

The 2019 tournaments will be showcased on March 16 and 17, with the top four men's and women's teams competing for the right to represent the League in the NCAA Basketball Championships.

Saturday will feature four semifinals: two men's games – 12:30 p.m. and 3 p.m. – and two women's games – 6 p.m. and approximately 30 minutes after the first women's semifinal. The men's championship is set for 12 p.m., with the women's championship game set to begin at 4 p.m. All six games of the tournaments will be featured on the ESPN networks.

OFF COURT SUCCESS, INCLUDES TWO RHODES SCHOLARS

In addition to success on the court, Yale players have shined off it as well. During James Jones' tenure as head coach, two Yale players have been named Rhodes Scholars. The most recent is J.T. Flowers, who played for Yale in 2013-14, and was recently selected as a 2018 Rhodes Scholar. In 2014-15, Matt Townsend '15 was selected as a Rhodes Scholar and was named the men's basketball Academic All-American of the Year. Javier Duren '15 was a candidate for the 2014-15 All-state Good Works Team. In 2015-16, Justin Sears was a finalist for the national Senior CLASS Award, which focuses on the total student-athlete and encourages students to use their platform in athletics to make a positive impact as leaders in their communities.

The Last Time....

A Yale player scored:

25 points in a game

Miye Oni vs. Miami
Dec. 1, 2018 (29)

30 points in a game

Anthony Dallier vs. Brown
Jan. 27, 2017 (30)

35 points in a game

Greg Mangano vs. St. Joseph's
Jan. 8, 2012 (35)

40 points in a game

John Lee vs. Harvard
Mar. 5, 1958 (40)

50 points in a game

Tony Lavelli vs. Williams
Feb. 26, 1949 (52)

A Yale player grabbed:

15 rebounds in a game

Sam Downey vs. Temple
Dec. 22, 2016 (17)

20 rebounds in a game

Greg Mangano vs. St. Joseph's
Jan. 8, 2012 (22)

25 rebounds in a game

Ed Robinson vs. Harvard
Mar. 10, 1956 (32)

A Yale team:

Scored 100 points

103 vs. Bryant
Nov. 28, 2018 (103-61)

Allowed 100 points

109 vs. Memphis
Nov. 24, 2001 (102-116)

Allowed 110 points

116 vs. George Washington
Nov. 17, 2018 (102-109 2ot)

Won in OT

94-90 vs. Princeton
Mar. 4, 2018

Lost in OT

102-109 at Memphis
Nov. 17, 2018 (2 ot)

Played two OTs

102-109 at Memphis
Nov. 17, 2018 (2 ot)

Played three OTs

77-79 vs. Princeton (5ot)
Feb. 22, 1956

Beat a top-25 ranked

AP - 79-75 vs. Baylor vs. No. 21 Baylor
Mar. 17, 2016 (NCAA Tourney)
Coach - 79-75 vs. Baylor vs. No. 21 Baylor
Mar. 17, 2016 (NCAA Tourney)

2018-19 Ivy League Standings

	Ivy			Overall		
	W	L	.Pct	W	L	.Pct
Yale	0	0	.000	5	3	.625
Penn	0	0	.000	9	2	.818
Brown	0	0	.000	7	4	.636
Dartmouth	0	0	.000	8	5	.615
Princeton	0	0	.000	5	4	.556
Cornell	0	0	.000	5	5	.500
Harvard	0	0	.000	4	5	.444
Columbia	0	0	.000	3	7	.300

Thursday, Dec. 20

Yale at Monmouth

Saturday, Dec. 22

Columbia at Rutgers
Brown at Marist

Friday, Dec. 21

Dartmouth at Bryant
Princeton at Lafayette

George Washington at Harvard
Iona at Yale
Penn at New Mexico State
Cornell at SMU



#32 Blake Reynolds

Sr. • F • 6-7 • 235

Jackson HS • Jackson, Mo.

NOTES

- Has scored in double figures in five straight games and six of the last seven.
- Posted his second career double-double (12 pts., 10 reb.) vs. Lehigh.
- Team captain
- Appeared in 30 games and started 28 last year.
- Finished 10th in the Ivy League in rebounding (5.5 rpg.)
- Averaged 10.7 points, which was third on the team
- Third on the team in assists (73) and steals (28)
- Reached double figures in scoring 15 times
- Scored a career-high 20 points in the win at Cornell on 8-of-11 shooting
- Posted first career double-double (14 points, 11 rebounds) at St. Bonaventure.
- Second on the team with 41 three-pointers as a sophomore.
- One of only two players to start all 29 games
- Scored in double figures 13 times
- Led team in scoring twice
- Scored 19 points and grabbed six rebounds in the win at Washington
- 41 of his 97 field goals were three-pointers.
- Recipient of the team's John C. Cobb Award as the outstanding freshman following the 2015-16 season.
- Appeared in 23 games off the bench, the most of any newcomer.
- Played 10 minutes and hit an important three-pointer in the NCAA Tournament victory over Baylor.
- SEMO Conference Player of the Year as a senior at Jackson High School.
- Averaged 20.3 points, 9.6 rebounds and 4.0 assists.
- Shot 42 percent (44-of-106) from three-point range.
- School's all-time leading scorer and rebounder.
- Scored 1,400 career points.
- Earned all-conference and all-state recognition.
- Helped lead Jackson to three district and sectional championships and three appearances in the state quarterfinals.
- Political science major.

2018-19 Game-By-Game Statistics

	Min.	fg-a	3fg-a	ft-a	reb	ast	to	blk	st	pf	pts.
Cal	20	2-4	0-0	1-2	3	2	2	0	0	4	5
Memphis	31	3-7	2-4	3-6	8	1	0	0	2	5	11
Vermont	27	1-3	0-1	0-0	5	2	1	0	0	0	2
Bryant	22	4-10	2-3	3-4	5	4	4	0	1	1	13
Miami	25	4-8	2-5	0-0	4	2	3	1	1	2	10
LEHIGH	29	4-9	0-4	4-5	10	0	3	1	0	0	12
Duke	24	5-8	0-3	0-0	2	1	0	0	1	3	10
ALBANY	25	5-11	1-3	2-3	3	1	1	0	0	1	13
Monmouth											
IONA											
KENNESAW STATE											
Cal-Northridge											
SKIDMORE											
Brown											
BROWN											
Harvard											
Dartmouth											
PRINCETON											
PENN											
Columbia											
Cornell											
DARTMOUTH											
HARVARD											
CORNELL											
COLUMBIA											
Penn											
Princeton											

CAREER HIGHS

Points: 20 vs. Cornell (2/23/18)
Rebounds: 11 vs. St. Bon. (12/9/17)
Assists: 6 twice
 (most recent vs. Columbia, 2/9/18)
Minutes: 35 twice
Blocks: 2 vs. Brown (1/19/18)
Steals: 3 vs. Penn (3/10/18)

Year	GP-GS	FG-FGA	PCT	3PT FG-FGA	PCT	FT-FTA	PCT	REB	AVG	PTS	AVG	A	B	S
2015-16	23-0	19-43	.442	5-18	.278	10-14	.714	39	1.7	53	2.3	9	2	5
2016-17	29-29	97-228	.425	41-112	.366	39-52	.750	144	5.0	274	9.4	73	3	23
2017-18	30-28	132-272	.485	32-113	.283	24-35	.686	166	5.5	320	10.7	73	7	28
2018-19	8-8	28-60	.467	7-23	.304	13-20	.650	40	5.0	76	9.5	13	3	4
Career	90-65	276-603	.458	85-266	.320	86-121	.711	389	4.3	723	8.0	168	15	60



#3 Alex Copeland

Sr. • G • 6-3 • 180

Harvard-Westlake • Los Angeles, Calif.

NOTES

- Second in the Ivy League lead in free throw percentage (.870, 20 of 23).
- Tallied seven assists, matching his career high,

vs. Albany.

- Had his streak of consecutive free throws made end at 40 in the game at Memphis. The streak, which dated back to last season, is a new school record.

- Scored 22 points, including 16 in the two overtime periods, at Memphis.

- Finished second in the Ivy League in free throw percentage (.867) and 10th in steals (1.1) per game last year.

- Started 25 of the 30 games he appeared in.

- Shot 95.5 percent (42-of-44) from the free throw line in Ivy games.

- Second on the team in scoring (11.2 ppg.), assists (82) and steals (32).

- Scored a career-high 26 points at Brown on 10-of-13 shooting from the field.

- Scored 25 points on 9-of-13 shooting from the field in the win at Lehigh.

- Recipient of the team's Eggie Miles Award as the team's top free throw shooter.

- Perhaps the most improved player in the Ivy League in his sophomore season. Shared the team lead in scoring (12.9 ppg.) after seeing limited action (13 games) in his rookie season

- Tied for 10th in the league in scoring, 11th in field goal percentage (.484) and ninth in free throw percentage (.795)

- Scored 20 points or more six times

- Led team in scoring 10 times

- Free throw with 2.5 seconds left was the game-winning basket in 75-74 win at Brown

- Made his first career start in game at Sacred Heart

- Recipient of the team's Most Improved Player award as well as the Eggie Miles Free Throw Award.

- Appeared in 13 games off the bench as a first year.

- Scored 10 points on 4-of-5 shooting from the field in win at Cornell.

- Named first team Division 4 all-state selection as a senior at Harvard-Westlake High School

- Two-time All-CIF selection

- Averaged 25.4 points, 3.2 assists and 3.3 steals as a senior

- Scored 1,475 career points, which is seventh on school's all-time scoring list

- Set the school record with 11 steals in a game

- McDonald's All-American nominee

- Helped lead Harvard-Westlake to the quarterfinals in the Division 4AA state championship.

- Twin sister Shea Copeland is sprinter on the Princeton women's track & field team.

- Political science major

2018-19 Game-By-Game Statistics

	Min.	fg-a	3fg-a	ft-a	reb	ast	to	blk	st	pf	pts.
Cal	28	4-7	0-1	3-3	1	0	3	0	0	2	11
Memphis	31	6-17	2-4	8-9	3	0	3	0	2	1	22
Vermont	30	5-8	1-2	0-0	2	2	1	0	0	1	11
Bryant	22	2-5	1-1	0-0	3	2	0	0	2	1	5
Miami	28	3-11	0-2	1-1	3	4	1	0	1	0	7
LEHIGH	23	3-9	0-2	5-5	1	5	0	0	1	2	11
Duke	26	5-12	1-3	1-1	3	1	5	0	1	1	12
ALBANY	31	2-6	0-2	2-4	3	7	2	0	1	1	6
Monmouth											
IONA											
KENNESAW STATE											
Cal-Northridge											
SKIDMORE											
Brown											
BROWN											
Harvard											
Dartmouth											
PRINCETON											
PENN											
Columbia											
Cornell											
DARTMOUTH											
HARVARD											
CORNELL											
COLUMBIA											
Penn											
Princeton											

CAREER HIGHS

Points: 26 vs. Brown (1/19/18)

Rebounds: 8 vs. Creighton (11/10/17)

Assists: 7 twice

(most recent vs. Albany, 12/11/18)

Minutes: 40 vs. Princeton (2/2/18)

Blocks: 1 three times

Steals: 3 five times

(most recent vs. Princeton, 2/2/18)

Year	GP-GS	FG-FGA	PCT	3PT FG-FGA	PCT	FT-FTA	PCT	REB	AVG	PTS	AVG	A	B	S
2015-16	13-0	11-23	.478	2-3	.667	6-10	.600	9	0.7	30	2.3	6	1	3
2016-17	28-6	139-287	.484	22-75	.293	62-78	.795	49	1.8	362	12.9	55	1	23
2017-18	30-25	124-276	.449	24-67	.358	65-75	.867	74	2.5	337	11.2	82	1	32
2018-19	8-8	30-75	.400	5-17	.294	20-23	.870	19	2.4	85	10.6	21	0	9
Career	79-39	304-661	.460	53-162	.327	153-186	.823	151	1.9	814	10.3	164	3	67



#13 Trey Phillips

Sr. • G • 6-2 • 185

Charlotte Christian • Charlotte, N.C.

NOTES

- Selected as one of 30 candidates for the 2018-19 Senior CLASS Award® in men's collegiate basketball. An acronym for Celebrating Loyalty and Achievement for Staying in School®, the Senior CLASS Award focuses on the total student-athlete and encourages students to use their platform in athletics to make a positive impact as leaders in their communities.
- Scored 20 points in the win over Lehigh.
- 8th in the Ivy League in steals (1.3 per game).
- Missed the Vermont game with an injury.
- 2nd Team All-Ivy selection last year.
- Fifth in the Ivy League in field goal percentage (.520)
- One of five players to appear in all 31 games.
- Started a career-high 26 games
- Averaged 13.4 points and 6.1 rebounds in Ivy games, which both were second on the team.
- Two-time recipient of the team's George McReynolds Award as the top defender.
- Scored a career-high 24 points in the home win over Penn.
- Posted first career double-double (17 points, 14 rebounds) at Princeton.
- Had 23 points, 7 rebounds and 5 assists in the home win over Brown.
- Yale's top on-the-ball defender.
- Spent part of the summer prior to junior season working with former NBA player and coach John Lucas in Houston at the Fonde Rec Center. "I got a chance to play with high-level competition, guys trying to get G-League contracts, things like that for a couple of weeks," he told the Hartford Courant.
- Started 25 games as a sophomore.
- Second on team with 27 steals
- 10th in the Ivy League in free throw percentage (.793)
- Had a streak of 28 consecutive free throws made mid season
- Appeared in 19 games off the bench as a first year, including the final seven.
- Made his only field goal and had two points in the NCAA Tournament victory over Baylor.
- Played eight minutes against Duke in the second round and had a rebound and blocked shot.
- Earned all-state recognition at Charlotte Christian
- Two-time all-conference selection
- Named a top-20 recruit in North Carolina
- Averaged 22.3 points, 6.7 rebounds and 2.6 assists
- Scored 1,380 career points.
- Son of former NBA guard Bobby Phillips, who died in a car accident after leaving a Charlotte Hornet pre-game shootaround in 2000. Trey was 3-years-old at the time of his father's death.
- Father also wore jersey No. 13
- Youngster sister Kerstie played on the Wagner women's basketball team last year but transferred to Florida Gulf Coast.
- Involved in Athletes in Action Christian youth group at Yale.
- Sociology major

2018-19 Game-By-Game Statistics

	Min.	fg-a	3fg-a	ft-a	reb	ast	to	blk	st	pf	pts.
Cal	28	4-8	0-1	0-2	5	3	3	1	3	3	8
Memphis	19	2-5	1-2	2-2	1	1	2	1	0	5	7
Vermont	DNP-Inj.										
Bryant	24	3-4	0-1	2-2	1	3	0	1	0	1	8
Miami	28	0-3	0-1	1-2	6	2	1	0	1	3	1
LEHIGH	33	7-10	4-6	2-2	5	4	0	0	1	1	20
Duke	22	2-8	0-3	0-0	1	2	3	0	3	2	4
ALBANY	29	5-7	0-2	2-5	5	1	2	1	1	1	12
Monmouth											
IONA											
KENNESAW STATE											
Cal-Northridge											
SKIDMORE											
Brown											
BROWN											
Harvard											
Dartmouth											
PRINCETON											
PENN											
Columbia											
Cornell											
DARTMOUTH											
HARVARD											
CORNELL											
COLUMBIA											
Penn											
Princeton											

CAREER HIGHS

Points: 24 vs. Penn (3/3/2018)
Rebounds: 14 vs. Princeton (2/2/18)
Assists: 5 twice
 (most recent vs. Brown (1/12/18))
Minutes: 37 vs. Princeton (2/2/18)
Blocks: 3 twice
Steals: 5 vs. Harvard (2/25/17)

Year	GP-GS	FG-FGA	PCT	3PT FG-FGA	PCT	FT-FTA	PCT	REB	AVG	PTS	AVG	A	B	S
2015-16	19-0	8-31	.258	1-12	.083	6-8	.750	16	0.8	23	1.2	6	5	3
2016-17	28-25	60-138	.435	13-39	.333	65-82	.793	79	2.8	198	7.1	42	13	27
2017-18	31-26	104-200	.520	20-67	.299	72-101	.713	133	4.3	300	9.7	58	22	33
2018-19	7-7	23-45	.511	5-16	.313	9-15	.600	24	3.4	60	8.6	16	4	9
Career	85-58	195-414	.471	39-134	.291	152-206	.738	252	3.0	581	6.8	122	44	72



#23 Jordan Bruner

Jr. • F • 6-9 • 210

Spring Valley HS • Columbia, S.C.

NOTES

• 5th in the Ivy League in rebounding (7.3 rpg.) and assists (3.8) and 8th in field goal percentage

(.545).

- Made his first career start vs. Cal in the season opener.
- Missed all of 2017-18 season with a knee injury
- Led team with 55 blocks, which was second in the Ivy League.
- Fifth in the league in field goal percentage (.513) and 11th in rebounding (5.6 rpg.).
- Appeared in 25 games off the bench as a first year.
- Averaged 11 points and 5.5 rebounds in the Ivy League Tournament.
- Named the Ivy League Rookie of the Week after scoring 25 points and grabbing eight rebounds in win over Hartford
- Blocked six shots in the home win over Brown.
- Missed the first four games of the season with an injury.
- Three-time all-state and all-region selection at Spring Valley High School
- Selected as a South Carolina Top 5 player in each of his four years
- Averaged 16 points, 12 rebounds, 4 assists and 4 blocks.
- Selected Yale over Clemson.
- Played for Upward Stars AAU team.
- Sister Ashley played for the University of South Carolina and professionally in Portugal.
- Economics major.

2018-19 Game-By-Game Statistics

	Min.	fg-a	3fg-a	ft-a	reb	ast	to	blk	st	pf	pts.
Cal	25	2-5	1-1	4-4	8	1	2	1	0	3	9
Memphis	22	5-8	0-1	3-3	7	3	1	1	0	5	13
Vermont	30	6-12	0-2	2-3	4	6	4	0	0	1	14
Bryant	18	8-9	2-3	0-1	6	4	3	0	1	2	18
Miami	24	4-6	1-2	2-2	5	4	0	0	0	3	11
LEHIGH	31	5-10	2-6	1-1	8	1	3	1	0	0	13
Duke	28	3-7	1-3	0-0	8	3	3	1	2	4	7
ALBANY	30	3-9	0-2	1-3	12	8	2	1	0	2	7
Monmouth											
IONA											
KENNESAW STATE											
Cal-Northridge											
SKIDMORE											
Brown											
BROWN											
Harvard											
Dartmouth											
PRINCETON											
PENN											
Columbia											
Cornell											
DARTMOUTH											
HARVARD											
CORNELL											
COLUMBIA											
Penn											
Princeton											

CAREER HIGHS

Points: 25 vs. Hartford (1/2/17)
Rebounds: 12 vs. Albany (12/11/18)
Assists: 8 vs. Albany (12/11/18)
Minutes: 31 vs. Lehigh (12/5/18)
Blocks: 6 vs. Brown (1/27/17)
Steals: 2 vs. Cornell (3/3/17)

Year	GP-GS	FG-FGA	PCT	3PT FG-FGA	PCT	FT-FTA	PCT	REB	AVG	PTS	AVG	A	B	S
2016-17	25-0	78-152	.513	12-40	.300	43-66	.652	140	5.6	211	8.4	31	55	9
2017-18						<i>missed season with injury</i>								
2018-19	8-8	36-66	.545	7-20	.350	13-17	.765	58	7.3	92	11.5	30	5	3
Career	33-8	114-218	.523	19-60	.317	56-83	.675	198	6.0	303	9.2	61	60	12



#25 Miye Oni

Jr. • G • 6-6 • 200

Suffield Academy/Viewpoint HS • Northridge, Calif.

NOTES

- 3rd in the Ivy League in scoring (17.9 ppg.)
- Has scored in double figures in all seven games he has appeared in.
- Had 29 points in the win at Miami. Named Ivy League Player of the Week
- Unanimous first team All-Ivy selection last year.
- Named to the NABC District 13 second team.
- Has attracted attention from NBA scouts.
- Led the the team in scoring (15.1 ppg.), rebounding (6.0 rpg.) and assists (3.6 apg.)
- Finished in the top 10 in the Ivy League in most statistical categories, including scoring (9th), rebounding (5th), assists (5th), 3-pointers made (7th, 2.0 per game), blocked shots (10th, 0.8 per game), and minutes played (10th, 32.8).
- Three time Ivy League Player of the Week selection.
- Bulldogs were 9-0 in Ivy games when he scored in double figures.
- Scored 20 or more points in a game six times.
- Scored 24 of his 26 points in the second half of the win at Columbia that clinched Yale's spot in the Ivy League Tournament
- Posted a double-double (23 points, 12 rebounds) in the home win over Penn.
- Recipient of the team's Dutch Arnold Most Valuable Player Award.
- One of only 21 college players invited to attend the Nike Skills Academy in the summer of 2018. Grayson Allen, Trevon Duval and Marques Bolden, who will all play at Duke this season, and Michigan State's Nick Ward and Jaren Jackson Jr. were among the other collegiate players in attendance. "One college player who has stood out to NBA guys at the Nike Camp has been Yale sophomore Miye Oni. Guys love his ability to score." ESPN's Jeff Goodman wrote in a tweet during the camp.
- Second team All-Ivy selection as a sophomore.
- Tied for 10th in the league in scoring (12.9 ppg.), fifth in rebounding (6.3 rpg.), 10th in assists (2.7 per game), ninth in three-point field goal percentage, sixth in three-point field goals made (2.1 per game) and fifth in blocked shots (32)
- 61 three-pointers made tied for the fifth most in a season at Yale
- Fourth highest scoring first year in the league
- Five-time Ivy League Rookie of the Week selection
- Scored 20 or more points in a game four times
- Posted three double-doubles
- Led team in scoring eight times, led team in rebounding 10 times
- Had 24 points, six rebounds and three assists in his first career game, a 98-90 win at Washington
- Shared the team's Dutch Arnold Most Valuable Player Award with Sam Downey.
- CIF Player of the Year at Viewpoint High School
- Named to MaxPreps and Cal-Hi All-State teams
- First team All-Gold Coast League selection
- NEPSAC Class A Player of the Year at Suffield Academy
- Named first team All-New England
- Ranked in Top 40 players in New England
- McDonald's All-American game nominee
- Most Outstanding Player at National Prep School Invitational
- Averaged 18 points, 9 rebounds and 4 assists at Viewpoint and 17 points, 6 rebounds and 5 assists at Suffield Academy
- Set Suffield single game scoring record with 52 points
- Broke Shabazz Napier's scoring record at the National Prep School Invitational
- Helped lead Suffield to NEPSAC Class A semifinals
- Played AAU with BTI in California.
- Political science major

2018-19 Game-By-Game Statistics

	Min.	fg-a	3fg-a	ft-a	reb	ast	to	blk	st	pf	pts.
Cal	16	4-8	3-5	5-7	2	0	2	0	0	4	16
Memphis	41	5-14	1-7	4-6	8	4	9	1	0	3	15
Vermont	33	6-10	3-5	3-4	10	0	2	1	0	2	18
Bryant	23	5-10	3-5	2-2	2	4	3	2	0	2	15
Miami	38	10-15	1-4	8-10	6	1	2	0	1	3	29
LEHIGH-5	36	8-14	1-5	3-4	6	8	5	0	2	1	20
Duke	26	3-8	0-1	6-6	9	5	5	1	0	5	12
ALBANY	DNP-sick										
Monmouth											
IONA											
KENNESAW STATE											
Cal-Northridge											
SKIDMORE											
Brown											
BROWN											
Harvard											
Dartmouth											
PRINCETON											
PENN											
Columbia											
Cornell											
DARTMOUTH											
HARVARD											
CORNELL											
COLUMBIA											
Penn											
Princeton											

CAREER HIGHS

Points: 29 vs. Miami (12/1/18)
Rebounds: 12 vs. Penn (3/2/18)
Assists: 8 twice
 (most recent vs. Lehigh, 12/5/18)
Minutes: 41 vs. Memphis (11/17/18)
Blocks: 5 vs. Lehigh (11/17/16)
Steals: 3 vs. Mitchell (1/7/17)

				3PT										
Year	GP-GS	FG-FGA	PCT	FG-FGA	PCT	FT-FTA	PCT	REB	AVG	PTS	AVG	A	B	S
2016-17	29-28	127-288	.441	61-154	.396	58-74	.784	184	6.3	373	12.9	79	32	21
2017-18	29-27	156-385	.405	57-184	.310	69-92	.750	173	6.0	438	15.1	105	22	27
2018-19	7-7	41-79	.519	12-32	.375	31-39	.795	43	6.1	125	17.9	22	5	3
Career	65-62	324-752	.431	130-370	.351	158-205	.771	400	6.2	936	14.4	206	59	51



#20 Paul Atkinson

So. • F • 6-10 • 220

Westminster Academy • West Palm Beach, Fla.

NOTES

- Shooting 69.3 percent from the field, which is second in the Ivy League.
- Had 20 points on 9-of-12 shooting from the field in win over Albany. Added nine rebounds.
- Scored 17 points on 8-of-10 shooting from the field in the victory at Miami.
- Led the Ivy League in field goal percentage (.692) last year.
- Sixth in the league in offensive rebounds (1.7 per game)
- One of five players to appear in all 31 games.
- Started 30 games, the most of any newcomer
- Third leading first year scorer in the league (9.3 ppg.)
- Three time Ivy League Rookie of the Week selection
- Posted first career double-double (20 points, 13 rebounds) at Penn
- Hit a game-winning layup with three-tenths of a second left in an 80-79 home victory over Penn
- Recipient of the team's John C. Cobb Outstanding Rookie Award.
- Averaged 20.6 points, 13.1 rebounds, 3.1 assists at Westminster Academy.
- First team all-county and second team all-state selection.
- Sun Sentinel's South Florida Player of the Year.
- Helped lead Westminster to Class 4A state championship.
- Scored 17 points and grabbed 12 rebounds in championship game.
- Named to USA Today Florida boys basketball second team.
- Played for Florida Vipers AAU team.
- Volunteered at basketball camps at Westminster.

2018-19 Game-By-Game Statistics

	Min.	fg-a	3fg-a	ft-a	reb	ast	to	blk	st	pf	pts.
Cal	20	2-2	0-0	1-2	2	1	1	1	1	4	5
Memphis	18	4-4	0-0	0-0	1	1	1	0	0	5	8
Vermont	23	1-3	0-0	5-6	4	1	2	0	0	4	7
Bryant	13	4-5	0-0	0-0	3	1	0	0	0	2	8
Miami	24	8-10	0-0	1-2	5	0	0	0	1	2	17
LEHIGH	20	1-4	0-0	3-6	7	2	1	1	0	1	5
Duke	19	3-6	0-0	2-4	5	1	2	0	0	3	8
ALBANY	21	9-12	0-0	2-5	9	0	1	0	0	2	20
Monmouth											
IONA											
KENNESAW STATE											
Cal-Northridge											
SKIDMORE											
Brown											
BROWN											
Harvard											
Dartmouth											
PRINCETON											
PENN											
Columbia											
Cornell											
DARTMOUTH											
HARVARD											
CORNELL											
COLUMBIA											
Penn											
Princeton											

CAREER HIGHS

Points: 20 three times
(most recent vs. Albany, 12/11/18)
Rebounds: 13 vs. Penn, 2/3/18)
Assists: 3 twice
Minutes: 35 vs. Penn (2/3/18)
Blocks: 2 three times

Year	GP-GS	FG-FGA	PCT	3PT FG-FGA	PCT	FT-FTA	PCT	REB	AVG	PTS	AVG	A	B	S
2017-18	31-30	110-159	.692	0-0	.000	68-102	.667	142	4.6	288	9.3	32	17	21
2018-19	8-0	32-46	.696	0-0	.000	14-25	.560	36	4.5	78	9.8	7	2	2
Career	39-30	142-205	.693	0-0	.000	82-127	.646	178	4.6	366	9.4	39	19	23



#34 Thomas Ryan

Sr. • F • 6-4 • 190

Hotchkiss • New York, N.Y.

NOTES

- Appeared in 10 games off the bench last year.
- Recipient of the team's Josh Hill Dedication Award.
- Appeared in seven games off the bench as a sophomore.
- Recipient of the team's Bill Madden Toughness Award.
- During one year at The Hotchkiss School (CT) and three years at the Riverdale Country School (NY), scored 1,000+ points, grabbed 600+ rebounds and made 200+ three-pointers.
- Led Riverdale to its first Conference championship in 30 years and first ever NYS Class B championship in 2013.
- In final year at Riverdale, averaged 21 points and 8 rebounds during regular season and 28 points and 12 rebounds in NYS playoffs.
- At Hotchkiss, averaged 16 points and 6 rebounds.
- Political science major.

CAREER HIGHS

Points: 8 vs. Curry (11/19/17)

Rebounds: 2 twice
(most recent vs. Mitchell, 1/7/17)

Minutes: 21 vs. Curry, 11/19/17)

Steals: 1 five times

2018-19 Game-By-Game Statistics

	Min.	fg-a	3fg-a	ft-a	reb	ast	to	blk	st	pf	pts.
Cal	2	1-1	1-1	1-2	0	0	0	0	0	0	4
Memphis					DNP						
Vermont					DNP						
Bryant	7	0-3	0-2	2-2	1	1	1	0	0	2	2
Miami					DNP						
LEHIGH					DNP						
Duke	2	0-0	0-0	0-0	0	0	1	0	0	0	0
ALBANY	4	0-0	0-0	0-0	0	0	0	0	0	1	0
Monmouth											
IONA											
KENNESAW STATE											
Cal-Northridge											
SKIDMORE											
Brown											
BROWN											
Harvard											
Dartmouth											
PRINCETON											
PENN											
Columbia											
Cornell											
DARTMOUTH											
HARVARD											
CORNELL											
COLUMBIA											
Penn											
Princeton											

	3PT													
Year	GP-GS	FG-FGA	PCT	FG-FGA	PCT	FT-FTA	PCT	REB	AVG	PTS	AVG	A	B	S
2015-16	7-0	1-7	.143	1-5	.200	2-3	.667	3	0.4	5	0.7	0	0	1
2016-17	7-0	4-12	.333	2-8	.250	4-5	.800	4	0.6	14	2.0	0	0	2
2017-18	10-0	5-12	.417	1-7	.143	3-4	.750	2	0.2	14	1.4	2	3	3
2018-19	4-0	1-4	.250	1-3	.333	3-4	.750	1	0.3	6	1.5	1	0	0
Career	28-0	11-35	.314	5-23	.217	12-16	.750	10	0.4	39	1.4	3	3	6



#2 Eric Monroe

Jr. • G • 6-2 • 180

St. Augustine HS • San Diego, Calif.

NOTES

- Out since the Memphis game due to illness.
- Played 29 minutes vs. Memphis.
- One of five players to appear in all 31 games last year.
- Started a career-high 12 games.
- Fourth on the team with 61 assists.
- Shot 86.7 percent (13-of-15) from the free throw line.
- Had a career-high six assists in victory at Lehigh
- Appeared in 25 games off the bench as a rookie, including the final 10.
- Shot 51.5 percent from the field and 48.1 percent from three-point range.
- Two-time first team All-CIF selection at St. Augustine High School
- Averaged 14 points, 7 assists, 4.5 rebounds and 2 steals
- Helped St. Augustine to a D3 state championship
- Team did not lose a home game during his career
- Played for Gamepoint AAU.
- History major.

CAREER HIGHS

Points: 12 twice
(most recent vs. Iona, 12/12/17)

Rebounds: 5 twice

Assists: 6 vs. Lehigh (12/6/17)

Minutes: 33 vs. Princeton (2/2/18)

Blocks: 1 five times

Steals: 2 twice

2018-19 Game-By-Game Statistics

	Min.	fg-a	3fg-a	ft-a	reb	ast	to	blk	st	pf	pts.
Cal	4	0-0	0-0	0-0	1	1	0	0	0	1	0
Memphis	29	2-2	1-1	1-1	1	3	2	0	1	3	6
Vermont					DNP-Inj.						
Bryant					DNP-Inj.						
Miami					DNP-Inj.						
LEHIGH					DNP-Inj.						
Duke					DNP-Inj.						
ALBANY					DNP-Inj.						
Monmouth											
IONA											
KENNESAW STATE											
Cal-Northridge											
SKIDMORE											
Brown											
BROWN											
Harvard											
Dartmouth											
PRINCETON											
PENN											
Columbia											
Cornell											
DARTMOUTH											
HARVARD											
CORNELL											
COLUMBIA											
Penn											
Princeton											

	3PT													
Year	GP-GS	FG-FGA	PCT	FG-FGA	PCT	FT-FTA	PCT	REB	AVG	PTS	AVG	A	B	S
2016-17	25-0	17-33	.515	13-27	.481	4-4	1.000	24	1.0	51	2.0	13	1	6
2017-18	31-12	41-102	.402	25-76	.329	13-15	.867	49	1.6	120	3.9	61	4	17
2018-19	2-0	2-2	1.000	1-1	1.000	1-1	1.000	2	1.0	6	3.0	4	0	1
Career	58-12	60-137	.453	39-104	.375	18-20	.900	75	1.3	177	3.1	78	5	24



#22 Austin Williams

Jr. • F • 6-8 • 220

The Bolles School • Jacksonville, Fla.

NOTES

- Played career-high 17 minutes vs. Memphis.
- Missed the first 12 games of last season due to injury.
- Appeared in three games off the bench.
- Appeared in 14 games off the bench as a rookie.
- Missed time midseason with an injury
- Made all three of his shots and scored seven points in nine minutes in home win over Cornell
- Had eight points in 15 minutes against Bryant.
- Scored more than 1,000 points during his career the The Bolles School.
- Averaged 15 points and 7 rebounds
- Helped lead Bolles to a state championship
- Played AAU for Each 1 Teach 1.

CAREER HIGHS

Points: 8 vs. Bryant (11/30/16)

Rebounds: 3 twice

Assists: 3 vs. Pittsburgh (11/22/16)

Minutes: 17 vs. Memphis (11/17/18)

Blocks: 1 three times

2018-19 Game-By-Game Statistics

	Min.	fg-a	3fg-a	ft-a	reb	ast	to	blk	st	pf	pts.
Cal	7	0-0	0-0	0-0	1	0	0	0	1	1	0
Memphis	17	1-1	0-0	1-2	3	0	0	0	0	5	3
Vermont					DNP						
Bryant	10	3-4	0-0	0-1	1	0	0	0	0	0	6
Miami	4	0-0	0-0	0-0	0	0	0	0	0	0	0
LEHIGH					DNP						
Duke	7	0-1	0-0	0-0	1	0	0	0	0	0	0
ALBANY					DNP-Inj.						
Monmouth											
IONA											
KENNESAW STATE											
Cal-Northridge											
SKIDMORE											
Brown											
BROWN											
Harvard											
Dartmouth											
PRINCETON											
PENN											
Columbia											
Cornell											
DARTMOUTH											
HARVARD											
CORNELL											
COLUMBIA											
Penn											
Princeton											

				3PT											
Year	GP-GS	FG-FGA	PCT	FG-FGA	PCT	FT-FTA	PCT	REB	AVG	PTS	AVG	A	B	S	
2016-17	14-0	13-27	.481	0-1	.000	1-1	1.000	14	1.0	27	1.9	7	2	0	
2017-18	3-0	1-3	.333	0-1	.000	0-2	.000	1	0.3	2	0.7	0	1	0	
2018-19	5-0	4-6	.667	0-0	.000	1-3	.333	6	1.2	9	1.8	0	0	1	
Career	22-0	18-36	.500	0-2	.000	2-6	.333	21	1.0	38	1.7	7	3	1	



#14 Jameel Alausa

So. • F • 6-7 • 210

Chicago Lab School • Chicago, Ill.

NOTES

- Appeared in 15 games off the bench last year.
- Missed some time early in season with injury.
- First career basket came at Wisconsin.
- Played 13 minutes at Albany.
- 2017 Independent School League Player of the Year at University of Chicago Lab Schools.
- IBCA first team all-state selection.
- Selected as a Top 15 player in the city of Chicago.
- Averaged 18 points, 9 rebounds and 3 blocks while shooting 74 percent from the field
- Helped lead Lab to four ISL championships and three regional titles.
- Played AAU for Team Young & Reckless.
- Founded Hoops For Youths, a program that helped mentor, train and tutor children in basketball and life.
- Volunteered at Ready, Set, Grow in his sophomore year of high school.
- Economics major.

CAREER HIGHS

Points: 5 twice

Rebounds: 5 vs. SC State (11/14/17)

Assists: 1 four times

Minutes: 13 vs. Albany (11/17/17)

Blocks: 1 three times

2018-19 Game-By-Game Statistics

	Min.	fg-a	3fg-a	ft-a	reb	ast	to	blk	st	pf	pts.
Cal	3	1-1	0-0	0-0	1	0	0	0	2	1	2
Memphis	1	0-0	0-0	0-0	0	0	0	0	0	1	0
Vermont					DNP						
Bryant	7	2-4	0-0	0-0	0	1	1	0	0	2	4
Miami					DNP						
LEHIGH					DNP						
Duke					DNP						
ALBANY					DNP-Inj.						
Monmouth											
IONA											
KENNESAW STATE											
Cal-Northridge											
SKIDMORE											
Brown											
BROWN											
Harvard											
Dartmouth											
PRINCETON											
PENN											
Columbia											
Cornell											
DARTMOUTH											
HARVARD											
CORNELL											
COLUMBIA											
Penn											
Princeton											

				3PT											
Year	GP-GS	FG-FGA	PCT	FG-FGA	PCT	FT-FTA	PCT	REB	AVG	PTS	AVG	A	B	S	
2017-18	15-0	8-24	.333	1-5	.200	12-17	.706	17	1.1	29	1.9	3	3	1	
2018-19	3-0	3-5	.600	0-0	.000	0-0	.000	1	0.3	6	2.0	1	0	2	
Career	18-0	11-29	.379	1-5	.200	12-17	.706	18	1.0	35	1.9	4	3	3	



#0 Jalen Gabbidon

So. • G • 6-5 • 200

Glenelg Country School • Harrisburg, Pa.

NOTES

- Made his first career start vs. Albany.
- Scored six points on a pair of three-pointers in win over Lehigh.
- Made first career appearance in the season opener vs. Cal.
- Missed all of his rookie season with an injury.
- First team all-county selection as a senior at Glenelg Country School in Maryland.
- Spent first three years of high school at Harrisburg Academy where he was leading scorer in the state of Pennsylvania as a junior.
- First team all-state selection in his junior season.
- Finished his career with 2,053 points, 228 three-pointers, 666 rebounds, 249 steals and 366 assists.
- Scored 60 points in a game in his junior season at Harrisburg.
- Helped lead Glenelg to MIAA A Division quarterfinals as a senior.
- Played AAU for York Ballers.
- Father played basketball at Christopher Newport University for one year, older brother Jini played at MIT for one year and uncle Kurt Samuels played at UNC-Asheville before playing professionally overseas for more than 10 years.
- Volunteer at the Central Pennsylvania Food Bank.
- National Merit Commended Scholar.

2018-19 Game-By-Game Statistics												
	Min.	fg-a	3fg-a	ft-a	reb	ast	to	blk	st	pf	pts.	
Cal	1	0-0	0-0	0-0	0	0	0	0	0	0	0	
Memphis					DNP							
Vermont					DNP							
Bryant	8	2-2	1-1	0-0	4	2	0	0	0	2	5	
Miami					DNP							
LEHIGH	10	2-3	2-3	0-0	2	0	0	0	0	3	6	
Duke	17	0-3	0-2	0-0	3	0	1	0	1	3	0	
ALBANY	20	2-3	1-2	0-2	2	1	1	0	2	3	5	
Monmouth												
IONA												
KENNESAW STATE												
Cal-Northridge												
SKIDMORE												
Brown												
BROWN												
Harvard												
Dartmouth												
PRINCETON												
PENN												
Columbia												
Cornell												
DARTMOUTH												
HARVARD												
CORNELL												
COLUMBIA												
Penn												
Princeton												

Year	GP-GS	FG-FGA	PCT	3PT FG-FGA	PCT	FT-FTA	PCT	REB	AVG	PTS	AVG	A	B	S
2018-19	5-1	6-11	.545	4-8	.500	0-2	.000	11	2.2	16	3.2	3	0	3



#5 Azar Swain

So. • G • 6-0 • 190

The Rivers School • Brockton, Mass.

NOTES

- 6th in the Ivy League in three-point field goals made (2.4 per game).
- Was 5-of-6 from three-point range vs. Bryant.
- Scored 16 points in the season-opening victory vs. Cal.
- One of only five players to appear in all 31 games last year.
- Finished 11th in the Ivy League in three-point field goal percentage (.391).
- Second on the team with 54 three-pointers
- Scored 18 points in the home win over Princeton.
- Massachusetts Gatorade Player of the Year as a senior at The Rivers School.
- Independent School League Co-MVP.
- 2016-17 All-USA Massachusetts Boys Basketball Player of the Year.
- Averaged 23.1 points and 6.3 rpg.
- All-time leader The Rivers School history with 2,185 career points.
- No. 26 on the all-time Massachusetts scoring list (boys and girls).
- Co-captain of team as a senior.
- Also played football and is the all-time touchdown leader at The Rivers School.
- Led Rivers to New England Prep School Class B Tournament semifinals.
- Played AAU for the Mass Rivals, who went undefeated in the summer of 2016 and was ranked No. 1 in the country.
- Volunteered as a mentor and tutor to inner-city student-athletes on behalf of the Special Olympics.

2018-19 Game-By-Game Statistics												
	Min.	fg-a	3fg-a	ft-a	reb	ast	to	blk	st	pf	pts.	
Cal	22	5-9	4-7	2-3	6	4	3	0	0	3	16	
Memphis	35	6-9	5-8	0-0	2	1	4	0	3	4	17	
Vermont	25	2-6	1-5	0-0	3	1	2	0	1	3	5	
Bryant	22	5-6	5-6	0-0	6	5	1	0	2	0	15	
Miami	25	1-5	0-4	0-0	4	2	1	1	0	1	2	
LEHIGH	18	3-6	2-5	2-2	3	1	0	0	1	2	10	
Duke	20	2-10	1-7	0-0	2	1	3	0	1	2	5	
ALBANY	22	1-2	1-1	0-0	2	1	3	0	0	1	3	
Monmouth												
IONA												
KENNESAW STATE												
Cal-Northridge												
SKIDMORE												
Brown												
BROWN												
Harvard												
Dartmouth												
PRINCETON												
PENN												
Columbia												
Cornell												
DARTMOUTH												
HARVARD												
CORNELL												
COLUMBIA												
Penn												
Princeton												

CAREER HIGHS

Points: 20 vs. Curry (11/19/17)

Rebounds: 6 twice

Assists: 7 vs. Bryant (11/29/17)

Minutes: 35 vs. Memphis (11/17/18)

Steals: 3 vs. Memphis (11/17/18)

Year	GP-GS	FG-FGA	PCT	3PT FG-FGA	PCT	FT-FTA	PCT	REB	AVG	PTS	AVG	A	B	S
2017-18	31-4	77-192	.401	54-138	.391	26-36	.722	73	2.4	234	7.5	38	1	16
2018-19	8-1	25-53	.472	19-43	.442	4-5	.800	28	3.5	73	9.1	16	1	8
Career	39-5	102-245	.416	73-181	.403	30-41	.732	101	2.6	307	7.9	54	2	24



#33 Wyatt Yess

So. • F • 6-8 • 220

Parkway West • Saint Louis, Mo.

NOTES

- Appeared in 22 games off the bench
- Had six points, four rebounds and three assists in the

win over Bryant.

- Recipient of the team's Bill Madden Toughness Award.
- Conference Player of the Year as a senior at Parkway West High School
- Two-time all-state and four-time first team all-conference selection
- Second all-time in school history with 1,714 career points and the Parkway all-time leader with 950 career rebounds.
- Started 109 consecutive games and averaged 15.7 points.
- His 532 career free throws made is a school record and his 182 steals are the second most in school history.
- Helped lead Parkway to three conference championships and the 2015-16 district title.
- Played AAU for STL Gateway.
- Father played basketball at Illinois Wesleyan and is the school record holder for points scored in a game.
- Special Olympic and Best Buddies volunteer.

CAREER HIGHS

Points: 8 vs. Curry (11/19/17)
Rebounds: 10 vs. Curry (11/19/17)
Assists: 3 vs. Bryant (11/29/17)
Minutes: 21 vs. Curry (11/19/17)
Blocks: 2 twice

2018-19 Game-By-Game Statistics

	Min.	fg-a	3fg-a	ft-a	reb	ast	to	blk	st	pf	pts.
Cal	2	0-0	0-0	0-0	0	0	0	0	0	0	0
Memphis					DNP						
Vermont					DNP						
Bryant	6	0-1	0-0	0-0	4	0	1	0	0	1	0
Miami					DNP						
LEHIGH					DNP						
Duke	2	0-0	0-0	0-0	1	0	0	0	0	0	0
ALBANY	2	0-0	0-0	0-0	0	0	0	0	0	0	0
Monmouth											
IONA											
KENNESAW STATE											
Cal-Northridge											
SKIDMORE											
Brown											
BROWN											
Harvard											
Dartmouth											
PRINCETON											
PENN											
Columbia											
Cornell											
DARTMOUTH											
HARVARD											
CORNELL											
COLUMBIA											
Penn											
Princeton											

Year	GP-GS	FG-FGA	PCT	3PT			REB	AVG	PTS	AVG	A	B	S	
				FG-FGA	PCT	FT-FTA								
2017-18	22-0	13-33	.394	1-6	.167	16-31	.516	44	2.0	43	2.0	11	8	5
2018-19	4-0	0-1	.000	0-0	.000	0-0	.000	5	1.3	0	0.0	0	0	0
Career	26-0	13-34	.382	1-6	.167	16-31	.516	49	1.9	43	1.7	11	8	5



#10 Matthue Cotton

Fy. • G • 6-5 • 200

Eastern Regional • Voorhees, N.J.

NOTES

- Played 12 minutes in the season opener vs. Cal.
- Averaged 19 points and 9 rebounds in his senior year at Eastern Regional High School.

- Played at Academy of the New Church as a freshman and sophomore and Saint Benedict's in his junior year.
- Scored more than 1,000 points in his high school career
- Selected as a Top 15 in New Jersey.
- Averaged 15 points and was a Friends League first team selection as a sophomore
- Averaged 12 points as a junior at Saint Benedict's
- Spent a majority of his AAU career with Team Final.
- Volunteered reading to children at a local daycare
- Father played basketball at Lincoln University
- Interested in architectural engineering.

2018-19 Game-By-Game Statistics

	Min.	fg-a	3fg-a	ft-a	reb	ast	to	blk	st	pf	pts.
Cal	12	0-3	0-3	0-0	3	2	2	0	0	1	0
Memphis	8	0-3	0-2	0-0	0	0	0	0	0	2	0
Vermont	9	0-4	0-2	0-0	1	0	1	0	0	2	0
Bryant	4	1-1	1-1	0-0	1	0	0	0	0	1	3
Miami					DNP						
LEHIGH					DNP						
Duke	5	0-1	0-1	0-0	2	0	0	0	0	0	0
ALBANY	10	2-3	1-2	0-0	1	0	0	0	0	1	5
Monmouth											
IONA											
KENNESAW STATE											
Cal-Northridge											
SKIDMORE											
Brown											
BROWN											
Harvard											
Dartmouth											
PRINCETON											
PENN											
Columbia											
Cornell											
DARTMOUTH											
HARVARD											
CORNELL											
COLUMBIA											
Penn											
Princeton											

Year	GP-GS	FG-FGA	PCT	3PT			FT-FTA	PCT	REB	AVG	PTS	AVG	A	B	S
				FG-FGA	PCT										
2018-19	6-0	3-15	.200	2-11	.182	0-0	.000	8	1.3	8	1.3	2	0	0	



#1 Eze Dike

Fy. • G • 6-1 • 195

Kimball-Union Academy • Montreal, Quebec

NOTES

- All-Canadian selection
- Earned All-NEPSAC honors at Kimball Union

Academy

- Team captain
- Lakes Region all star
- Averaged 12.0 points and shot 47 percent from the field and 35 percent from three-point range
- Played AAU for Northern Kings (most recent) and Sun Youth and Red Rush (growing up).
- Had lead roles in two different plays as junior and senior in high school
- French language drill instructor
- Mentor for at-risk youth at Sun Youth Organization.

2018-19 Game-By-Game Statistics

	Min.	fg-a	3fg-a	ft-a	reb	ast	to	blk	st	pf	pts.
Cal	2	0-2	0-1	0-0	0	0	0	0	0	0	0
Memphis					DNP						
Vermont	2	0-1	0-0	0-0	1	0	0	0	0	2	0
Bryant	6	0-1	0-1	0-0	0	1	1	0	0	0	0
Miami					DNP						
LEHIGH					DNP						
Duke					DNP						
ALBANY	1	0-1	0-0	0-0	0	0	0	0	0	0	0
Monmouth											
IONA											
KENNESAW STATE											
Cal-Northridge											
SKIDMORE											
Brown											
BROWN											
Harvard											
Dartmouth											
PRINCETON											
PENN											
Columbia											
Cornell											
DARTMOUTH											
HARVARD											
CORNELL											
COLUMBIA											
Penn											
Princeton											

Year	GP-GS	FG-FGA	PCT	3PT FG-FGA	PCT	FT-FTA	PCT	REB	AVG	PTS	AVG	A	B	S
2018-19	4-0	0-5	.000	0-2	.000	0-0	.000	1	0.3	0	0.0	1	0	0



#11 Michael Feinberg

Fy. • G • 6-4 • 195

Sierra Canyon • Hidden Hills, Calif.

NOTES

- 2018 Gold Coast League first team selection at Viewpoint School

- Averaged 19.2 points, 12.0 rebounds and 6 assists
- Set Viewpoint School record for most rebounds (335) in a season
- Attended Sierra Canyon High School for grades 9-11
- Helped Sierra to the 2015 CIF Division 4 state championship
- Two-time all-league selection at Sierra
- Played for the BTI Basketball Club where he averaged 18 points and 9 rebounds.
- Older brother Robbie Feinberg will be a senior at Harvard this fall and is a member of the basketball team
- Grandfather Bob Woolf was the first sports attorney and represented Larry Bird, Julius Erving, Joe Montana, Carl Yastrzemski and Bobby Orr among others
- Participated in NBA Cares event in Los Angeles during all-star weekend.

2018-19 Game-By-Game Statistics

	Min.	fg-a	3fg-a	ft-a	reb	ast	to	blk	st	pf	pts.
Cal	1	0-1	0-0	0-0	0	0	0	0	0	0	0
Memphis					DNP						
Vermont					DNP						
Bryant	4	0-0	0-0	0-0	1	0	0	0	0	0	0
Miami					DNP						
LEHIGH					DNP						
Duke					DNP						
ALBANY	1	0-0	0-0	0-0	0	0	1	0	0	1	0
Monmouth											
IONA											
KENNESAW STATE											
Cal-Northridge											
SKIDMORE											
Brown											
BROWN											
Harvard											
Dartmouth											
PRINCETON											
PENN											
Columbia											
Cornell											
DARTMOUTH											
HARVARD											
CORNELL											
COLUMBIA											
Penn											
Princeton											

Year	GP-GS	FG-FGA	PCT	3PT FG-FGA	PCT	FT-FTA	PCT	REB	AVG	PTS	AVG	A	B	S
2018-19	3-0	0-1	.000	0-0	.000	0-0	.000	1	0.3	0	0.0	0	0	0



#35 Isaiah Kelly

Fy. • F • 6-7 • 215

Pace Academy • Augusta, Ga.

NOTES

- Scored 13 points vs. Vermont.
- Played eight minutes in the season opener vs. Cal.
- Four-time all-state selection at Pace Academy.
- Scored 2,780 points in his career.
- Averaged 17.2 points, 9.3 rebounds and 4.2 assists.
- Named team's Most Valuable Player as senior and Most Improved as freshman
- Three-time All-Metro Atlanta selection
- Named to All-Defensive team twice
- Helped Pace Academy to three state championships.
- Played for Atlanta Xpress AAU team.
- Discovered a passion for ceramics and pottery as a sophomore in high school and was selected as the Arts Laureate for the last three years.

2018-19 Game-By-Game Statistics

	Min.	fg-a	3fg-a	ft-a	reb	ast	to	blk	st	pf	pts.
Cal	8	0-1	0-1	0-0	3	0	1	1	0	1	0
Memphis	1	0-0	0-0	0-0	1	0	2	0	0	1	0
Vermont	21	6-8	1-1	0-0	4	0	0	0	1	4	13
Bryant	4	0-1	0-0	1-2	1	1	0	0	0	0	1
Miami	4	0-0	0-0	0-0	0	0	2	0	1	1	0
LEHIGH											DNP
Duke	2	0-1	0-0	0-0	0	0	0	0	0	0	0
ALBANY	3	0-0	0-0	0-0	0	0	0	0	0	2	0
Monmouth											
IONA											
KENNESAW STATE											
Cal-Northridge											
SKIDMORE											
Brown											
BROWN											
Harvard											
Dartmouth											
PRINCETON											
PENN											
Columbia											
Cornell											
DARTMOUTH											
HARVARD											
CORNELL											
COLUMBIA											
Penn											
Princeton											

Year	GP-GS	FG-FGA	PCT	3PT FG-FGA	PCT	FT-FTA	PCT	REB	AVG	PTS	AVG	A	B	S
2018-19	7-0	6-11	.545	1-2	.500	1-2	.500	9	1.3	14	2.0	1	1	2



#30 Jake Lanford

Fy. • F • 6-10 • 230

Porter-Gaud • Charleston, S.C.

NOTES

- Three-time all-state selection at Porter-Gaud.
- Averaged a double-double in both his junior and senior seasons
- Scored more than 1,000 career points
- Ranked as the No. 1 center in South Carolina three years in a row
- Selected as a Nike Camp most valuable player
- Tournament MVP at the 2016 Stall Thanksgiving Classic
- Helped Porter-Gaud to three state championships
- Named to all-tournament team at 2018 state championship.
- Played for TMP AAU team
- Moultrie News Scholar Athlete of the Year.
- Participated in a service trip to Costa Rica, helping at a mental disability center
- Hobbies include chess.

2018-19 Game-By-Game Statistics

	Min.	fg-a	3fg-a	ft-a	reb	ast	to	blk	st	pf	pts.
Cal											DNP-Inj.
Memphis											DNP-Inj.
Vermont											DNP-Inj.
Bryant											DNP-Inj.
Miami											DNP-Inj.
LEHIGH											DNP
Duke											DNP
ALBANY	1	0-0	0-0	0-0	0	0	0	0	0	0	0
Monmouth											
IONA											
KENNESAW STATE											
Cal-Northridge											
SKIDMORE											
Brown											
BROWN											
Harvard											
Dartmouth											
PRINCETON											
PENN											
Columbia											
Cornell											
DARTMOUTH											
HARVARD											
CORNELL											
COLUMBIA											
Penn											
Princeton											

Year	GP-GS	FG-FGA	PCT	3PT FG-FGA	PCT	FT-FTA	PCT	REB	AVG	PTS	AVG	A	B	S
2018-19	1-0	0-0	.000	0-0	.000	0-0	.000	0	0.0	0	0.0	0	0	0

2018-19 Yale University Men's Basketball Roster

No.	Name	Pos.	Cl	Ht	Wt	Hometown/High School
0	Jalen Gabbidon	G	So.	6-5	190	Harrisburg, Pa./Glenelg Country School
1	Eze Dike	G	Fy.	6-2	195	Montreal, Quebec/Kimball-Union Academy
2	Eric Monroe	G	Jr.	6-2	175	San Diego, Calif./St. Augustine
3	Alex Copeland	G	Sr.	6-3	175	Los Angeles, Calif./Harvard-Westlake
5	Azar Swain	G	So.	6-0	185	Brockton, Mass./The Rivers School
10	Matthue Cotton	G	Fy.	6-5	200	Voorhees, N.J./Eastern Regional
11	Michael Feinberg	G	Fy.	6-4	195	Hidden Hills, Calif./Sierra Canyon
13	Trey Phills	G	Sr.	6-2	185	Charlotte, N.C./Charlotte Christian
14	Jameel Alausa	F	So.	6-7	210	Chicago, Ill./University of Chicago Lab Schools
20	Paul Atkinson	F	So.	6-10	220	West Palm Beach, Fla./Westminster Academy
22	Austin Williams	F	Jr.	6-8	235	Jacksonville, Fla./Bolles School
23	Jordan Bruner	F	Jr.	6-9	205	Columbia, S.C./Spring Valley
25	Miye Oni	G	Jr.	6-6	210	Northridge, Calif./Suffield Academy
30	Jake Lanford	F	Fy.	6-10	230	Charleston, S.C./Porter-Gaud
32	Blake Reynolds	F	Sr.	6-7	240	Jackson, Mo./Jackson
33	Wyatt Yess	F	So.	6-8	220	Saint Louis, Mo./Parkway West
34	Thomas Ryan	G	Sr.	6-4	185	New York, N.Y./Hotchkiss School
35	Isaiah Kelly	F	Fy.	6-7	215	Augusta, Ga./Pace Academy

Head Coach: James Jones

Associate Head Coach: Matt Kingsley

Assistant Coaches: Justin Simon, Tobe Carberry

Director of Basketball Operations: Rey Crossman

Athletic Trainer: Brandon McDonald

Captain: Blake Reynolds '19

PRONUNCIATION GUIDE

Players

Eze Dike	Ezz-A D K
Miye Oni	Me-A Own-ee
Jordan Bruner	Brew-ner
Jalen Gabbidon	Gab-ih-don
Azar Swain	A-zar Swayne
Jameel Alausa	Ah-lau [like mouse]-sa
Michael Feinberg	Fine-berg
Matthue Cotton	Matthew

HEAD COACH JAMES JONES



- Longest tenured head coach in the Ivy League. In his 20th season at the helm in 2018-19.
- Winningest men's basketball coach in school history with 293 victories. Third winningest coach in Ivy League history. His 159 Ivy wins are also the third most in league history.
- Has guided Yale to three Ivy League championships – 2002, 2015, 2016.
- Ivy League and NABC District 13 Coach of the Year in 2015 and 2016
- In 2015-16, led the Bulldogs to the most successful season in school history. Yale won 23 games, the most since 1906-07, captured a second straight Ivy League title with a 13-1 record, matching the 1961-62 team for the best in school history, and advanced to the NCAA Tournament for the first time in 54 years where the Bulldogs upset Baylor to earn the first NCAA Tournament victory in school history.
- In 2014-15, guided the Bulldogs to 22 wins and a share of the Ivy title. One of the victories came over defending national champion UConn, just the second time an Ivy League team knocked off a defending NCAA champion.
- Under his leadership, Yale has a remarkable 42-14 Ivy League record over the last four years.
- Has led Yale to four postseason appearances – 2016 NCAA Tournament, 2014 and 2012 CollegeInsider.com Tournament, 2002 NIT.
- Bulldogs have won at least 10 Ivy games four times during his tenure and have had a fourth-place or better finish in the Ivy League for 18 straight seasons.
- In 2001-02, Jones led the Bulldogs to their first Ivy title since 1962-63 and the first postseason victory in school history. The team won 21 games and reached the second round of the NIT after a victory at Rutgers in the first round.
- Inducted into the New England Basketball Hall of Fame in 2015.
- Coached Matt Townsend '15, who was selected as a Rhodes Scholar and was named the Men's Basketball Academic All-American of the Year.
- Served as an assistant coach to Villanova's Jay Wright for the 2007 USA Basketball Men's Pan American Games Team.
- 1986 University at Albany graduate. Earned master's in educational administration from Albany in 1995. Played for and coached with the legendary Dr. Richard Sauer at Albany.
- Younger brother Joe spent seven seasons as the head coach at Ivy League rival Columbia and is currently the head coach at Boston University.

2018-19 Yale Results

Date	Opponent	W/L	Score	High Scorer	High Rebounder	Attd.
11/9	California	W	76-59	Oni, Swain - 16	Bruner - 8	4,048
11/17	at Memphis	L	102-109 2ot	Copeland - 22	Oni, Reynolds - 8	14,656
11/21	at Vermont	L	70-79	Oni - 18	Oni - 10	2,582
11/28	at Bryant	W	103-61	Bruner - 18	Swain, Bruner - 6	982
12/1	vs. Miami	W	77-73	Oni - 29	Oni, Phills - 6	5,749
12/5	LEHIGH	W	97-87	Oni, Phills - 20	Reynolds - 10	847
12/8	at Duke	L	58-91	Oni, Copeland - 12	Oni - 9	9,314
12/11	ALBANY	W	71-63	Atkinson - 20	Bruner - 12	904

Attendance

	Total	Avg.
Home	1,751	876
Away	27,534	6,894
Neutral	9,797	4,898
Total	39,082	4,885

Miscellaneous Statistics

Double-figure scoring games: Oni 7, Swain 4, Bruner 5, Reynolds 6, Copeland 4
Kelly 1, Atkinson 2, Phills 2

30+ scoring games:

20+ scoring games: Copeland 1, Oni 2, Phills 1, Atkinson 1

Double-figure rebound games: Oni 1, Reynolds 1, Bruner 1

Double-Doubles: Oni 1, Reynolds 1

Led team in scoring: Oni 5, Swain 1, Copeland 2, Bruner 1, Phills 1, Atkinson 1

Led team in rebounding: Bruner 3, Oni 4, Reynolds 2, Swain 1, Phills 1

YALE'S RECORD WHEN...

	2018-19	Under Jones
At home.....	2-0	159-67
Away.....	1-3	111-177
At neutral site	2-0	23-23
Leads at half	3-0	201-61
Trails at half	1-3	81-198
Tied at half	1-0	11-6
Playing Overtime.....	0-1	N/A
Outrebounds opponents.....	5-1	222-94
It's outrebounded.....	0-2	61-154
Rebounds are equal	0-0	9-21
Has fewer turnovers	1-0	137-75
Has more turnovers	3-3	127-177
Turnovers are equal	1-0	27-13
Makes more 3-pointers.....	2-1	149-82
Makes fewer 3-pointers	3-2	119-155
3-pointers are equal.....	0-0	26-29
Leads with 5:00 left	4-0	252-19
Trails with 5:00 left.....	1-3	25-238
Tied with 5:00 left	0-1	9-9
In November	2-2	46-64
In December	3-1	50-64
In January	0-0	72-49
In February	0-0	90-62
In March	0-0	32-27
In April.....	0-0	1-1

2018-19 Yale Men's Basketball
Yale Combined Team Statistics (as of Dec 11, 2018)
All games

Overall record: 5-3 Conf: 0-0 Home: 2-0 Away: 1-3 Neutral: 2-0

#	Player	gp-gs	min	avg	Total		3-Point		F-Throw		Rebounds				pf	dq	a	to	blk	stl	pts	avg
					fg-fga	fg%	3fg-fga	3fg%	ft-fa	ft%	off	def	tot	avg								
25	Oni, Miye	7-7	212	30.3	41-79	.519	12-32	.375	31-39	.795	3	40	43	6.1	20	1	22	28	5	3	125	17.9
23	Bruner, Jordan	8-8	209	26.1	36-66	.545	7-20	.350	13-17	.765	19	39	58	7.3	20	1	30	18	5	3	92	11.5
03	Copeland, Alex	8-8	218	27.3	30-75	.400	5-17	.294	20-23	.870	1	18	19	2.4	9	0	21	15	0	9	85	10.6
20	Atkinson, Paul	8-0	158	19.8	32-46	.696	0-0	.000	14-25	.560	11	25	36	4.5	22	1	7	8	2	2	78	9.8
32	Reynolds, Blake	8-8	201	25.1	28-60	.467	7-23	.304	13-20	.650	10	30	40	5.0	16	1	13	14	3	4	76	9.5
05	Swain, Azar	8-1	189	23.6	25-53	.472	19-43	.442	4-5	.800	3	25	28	3.5	16	0	16	17	1	8	73	9.1
13	Phills, Trey	7-7	183	26.1	23-45	.511	5-16	.313	9-15	.600	2	22	24	3.4	16	1	16	11	4	9	60	8.6
00	Gabbidon, Jalen	5-1	56	11.2	6-11	.545	4-8	.500	0-2	.000	1	10	11	2.2	11	0	3	2	0	3	16	3.2
02	Monroe, Eric	2-0	33	16.5	2-2	1.000	1-1	1.000	1-1	1.000	0	2	2	1.0	4	0	4	2	0	1	6	3.0
14	Alausa, Jameel	3-0	10	3.3	3-5	.600	0-0	.000	0-0	.000	0	1	1	0.3	4	0	1	1	0	2	6	2.0
35	Kelly, Isaiah	7-0	43	6.1	6-11	.545	1-2	.500	1-2	.500	2	7	9	1.3	9	0	1	5	1	2	14	2.0
22	Williams, Austin	5-0	44	8.8	4-6	.667	0-0	.000	1-3	.333	3	3	6	1.2	6	1	0	0	0	1	9	1.8
34	Ryan, Thomas	4-0	15	3.8	1-4	.250	1-3	.333	3-4	.750	1	0	1	0.3	4	0	1	2	0	0	6	1.5
10	Cotton, Matthue	6-0	48	8.0	3-15	.200	2-11	.182	0-0	.000	2	6	8	1.3	7	0	2	3	0	0	8	1.3
01	Dike, Eze	4-0	11	2.8	0-5	.000	0-2	.000	0-0	.000	0	1	1	0.3	2	0	1	1	0	0	0	0.0
11	Feinberg, Michael	3-0	6	2.0	0-1	.000	0-0	.000	0-0	.000	1	0	1	0.3	1	0	0	1	0	0	0	0.0
33	Yess, Wyatt	4-0	12	3.0	0-1	.000	0-0	.000	0-0	.000	1	4	5	1.3	1	0	0	1	0	0	0	0.0
30	Lanford, Jake	1-0	1	1.0	0-0	.000	0-0	.000	0-0	.000	0	0	0	0.0	0	0	0	0	0	0	0	0.0
Team											11	7	18				2					
Total.....		8	1649		240-485	.495	64-178	.360	110-156	.705	71	240	311	38.9	168	6	138	131	21	47	654	81.8
Opponents.....		8	1651		211-499	.423	62-203	.305	138-196	.704	79	198	277	34.6	142	-	113	104	28	71	622	77.8

TEAM STATISTICS	YALE	OPP	Date	Opponent	Score	Att.
SCORING	654	622	@ 11/9/18	vs California	W 76-59	4048
Points per game	81.8	77.8	11/17/18	at Memphis	Lo2 102-109	14656
Scoring margin	+4.0	-	11/21/18	at Vermont	L 70-79	2582
FIELD GOALS-ATT	240-485	211-499	11/28/18	at Bryant	W 103-61	982
Field goal pct	.495	.423	12/1/18	vs Miami	W 77-73	5749
3 POINT FG-ATT	64-178	62-203	12/05/18	LEHIGH	W 97-87	847
3-point FG pct	.360	.305	12/08/18	at Duke	L 58-91	9314
3-pt FG made per game	8.0	7.8	12/11/18	ALBANY	W 71-63	904
FREE THROWS-ATT	110-156	138-196	* - Conference game			
Free throw pct	.705	.704				
F-Throws made per game	13.8	17.3				
REBOUNDS	311	277				
Rebounds per game	38.9	34.6				
Rebounding margin	+4.3	-				
ASSISTS	138	113				
Assists per game	17.3	14.1				
TURNOVERS	131	104				
Turnovers per game	16.4	13.0				
Turnover margin	-3.4	-				
Assist/turnover ratio	1.1	1.1				
STEALS	47	71				
Steals per game	5.9	8.9				
BLOCKS	21	28				
Blocks per game	2.6	3.5				
ATTENDANCE	1751	37331				
Home games-Avg/Game	2-876	4-6884				
Neutral site-Avg/Game	-	2-4898				

Score by Periods	1st	2nd	OT	OT2	Totals
Yale	321	314	13	6	654
Opponents	305	291	13	13	622

Team Records

POINTS SCORED

Half	66	vs Allegheny, Nov. 12, 2006 (98-55)
Game	114	vs Middlebury, Jan. 5, 1980 (114-74)
Combined	237	at Stanford, Dec. 6, 1985 (108-129)
Season	2394	2001-02

POINTS ALLOWED

MOST

Half	70	at Stanford, Dec. 6, 1985
Game	129	at Stanford, Dec. 6, 1985 (108-129)
Season	2288	2017-18

LEAST

Half	(post 1950) 10	vs Swarthmore, Dec. 8, 1990 (78-35)
	(pre 1950) 2	vs. Cornell, Jan. 19, 1901 (22-2)
Game	(post 1950) 31	vs Brown, Jan. 19, 1991 (52-31)
	(pre 1950) 2	vs. Cornell, Jan. 19, 1901 (22-2)
Season	1394	1949-50 (26 games)

LARGEST MARGIN

Of Victory	65	twice (most recent vs. Curry, 11/19/17 (107-42)
Of Defeat	54	at Clemson, Nov. 26, 1976 (104-50)

FIELD GOALS

ATTEMPTED

Game	99	vs Rhode Isl., Mar. 2, 1955 (37 made) at Marshall, Dec. 21, 1968 (29) at Old Dominion, Dec. 27, 1973 (36)
Season	2467	1948-49 (788 made)

MADE

Game	48	vs Middlebury, Jan. 5, 1980
Season	804	2001-02 (1877 attempted)

PERCENTAGE

Game	.716	vs Swarthmore, Jan. 12, 1989 (48 made, 67 att.)
Season	.518	1982-83 (781 made, 1509 attempted)

THREE POINT FGs

ATTEMPTS

Game	37	vs. South Carolina State, Nov. 14, 2017
Season	759	2017-18 (252 made)

MADE

Game	16	vs. Lyndon, Nov. 17, 2011 (32 att.)
Season	252	2017-18 (759 att.)

PERCENTAGE

Game	.750	vs Case Western, Dec. 1, 1989 (9-12)
Season	.422	1986-87 (111 made, 263 att.)

FREE THROWS

ATTEMPTS

Game	48	vs Cornell, Feb. 19, 1960; vs Army, Jan. 14, 1956
Season	854	2013-14 (592 made)

MADE

Game	37	vs Fairfield, Jan. 22, 1982
Season	592	2013-14 (854 attempted)

PERCENTAGE

Game	1.000	vs Columbia, Feb. 24, 2018 (17 made, 17 att.)
Season	.736	2002-03 (377 made, 512 attempted)


GAMES PLAYED

SINGLE SEASON

Most Played	38	1906-07 (30-7-1 record)
Most Won	30	1906-07 (30-7-1 record)
Most Lost	22	1998-99 (4-22 record)
Most OT Played	5	1997-98 (won 3, lost 2)

STREAKS

Winning Streak	13	1906-07
Losing Streak	12	Last two, 1934-35; first 10, 1935-36



Tony Lavelli '49

Individual Records

POINTS SCORED

GAME	52	Tony Lavelli vs Williams, Feb. 26, 1949
by a Freshman	39	Tony Lavelli vs Army, Feb. 2, 1946
by a Sophomore	41	John Lee vs Harvard, March 10, 1956
by a Junior	39	Butch Graves vs Harvard, March 5, 1983
by a Senior	52	Tony Lavelli vs Williams, Feb. 26, 1949
by an Opponent	45	Rick Barry, Miami Dec. 28, 1964
Home	52	Tony Lavelli vs Williams, Feb. 26, 1949
Away	36	Larry Downs at Columbia, Feb. 20, 1959 Rick Kaminsky at Tulane, Dec. 23, 1963
Neutral Site	35	Jim Morgan vs LSU, Dec. 30, 1969
Ivy Game	41	John Lee vs Harvard, March 10, 1956
Non-Ivy Game	52	Tony Lavelli vs Williams, Feb. 26, 1949
One Half	33	Tony Lavelli vs Williams, Feb. 26, 1949 (2nd)
By Two Players	76	John Lee (40) and Larry Downs (36) vs Harvard, March 5, 1958
SEASON	671	Tony Lavelli, 1948-49
by a Freshman	458	Ed Petersen, 1988-89
by a Sophomore	605	John Lee, 1955-56
by a Junior	606	Butch Graves, 1982-83
by a Senior	671	Tony Lavelli, 1948-49
CAREER	2090	Butch Graves, 1980-84 (4 years)
	1510	Jim Morgan, 1968-71 (3 years)

SCORING AVERAGE

Season	24.9	Rick Kaminsky, 1963-64 (24 games, 598 points)
Career	20.7	Jim Morgan, 1968-71 (73 games, 1510 points)

DOUBLE FIGURE SCORING GAMES

Season	27	Tony Lavelli, 1947-48, 1948-49 Justin Sears, 2013-14
Career	93	Butch Graves, 1980-84
Consecutive	46	Tony Lavelli, 1946-47-1948-49

20-POINT GAMES

Season	19	Tony Lavelli, 1948-49
Career	54	Butch Graves, 1980-84
Consecutive	14	Rick Kaminsky, 1962-63, '63-64

30-POINT GAMES

Season	5	Butch Graves, 1983-84; Jim Morgan, 1969-70
Career	12	Butch Graves, 1980-84
Consecutive	2	Tony Lavelli, 1948-49; Rick Kaminsky, 1963-64, twice Jim Morgan, 1969-70; Butch Graves, 1983-84

40-POINT GAMES

Season	2	Tony Lavelli, 1948-49
Career	2	Tony Lavelli, 1945-49; John Lee, 1955-58

FIELD GOALS

ATTEMPTS


Game	37	John Lee vs Princeton, Feb. 22, 1956 (11 made)
Season	684	John Lee, 1955-56 (218 made)
Career	1635	Butch Graves, 1980-84 (816)

MADE

Game	20	Tony Lavelli vs Williams, Feb. 26, 1949
Season	246	Butch Graves, 1983-84 (518 att.)
Career	816	Butch Graves, 1980-84 (1635 att.)

PERCENTAGE (min. 8 att/game)

Game	1.000	T.J. McHugh vs RPI, Jan. 11, 2003 (8-8)
Season	.664	David Tompkins, 1997-98 (101-152)



Individual Records

THREE-POINT FIELD GOALS

ATTEMPTS

Game	13	Chris Leanza at Vermont Dec. 7, 2000 (8 made)
Season	184	Alex Zampier, 2009-10 (55 made) Miye Oni, 2017-18 (57 made)
Career	568	Eric Flato, 2004-08 (213 made)

MADE

Game	8	Chris Leanza at Vermont Dec. 7, 2000 Matt Ricketts vs. Cornell Feb. 20, 1998 (11 attempts)
Season	72	Ed Petersen, 1991-92 (168 attempted)
Career	229	Ed Petersen, 1988-92 (536 attempted)

PERCENTAGE (min. 4 att/game)

Game	1.000	many players (4-4) most recent Jack Montague vs. Baruch Jan. 11, 2014
Season	.510	Ed Peterson, 1988-89 (53-104)
Career	.471	Paul Maley, 1986-88 (56-119)

FREE THROWS

ATTEMPTS

Game	24	Dave Hobson vs Harvard, Feb. 26, 1956 (17 made)
Season	261	Tony Lavelli, 1948-49 (215 made)
Career	722	Tony Lavelli, 1946-49 (564 made)

MADE

Game	21	John Lee vs Oregon State, Dec. 27, 1957 (21 attempted)
Season	215	Tony Lavelli, 1948-49 (261 attempts)
Career	564	Tony Lavelli, 1946-49 (722 attempts)

PERCENTAGE (min. 2.5 att/game)

Game	1.000	John Lee vs Oregon State, Dec. 27, 1957 (21-21)
Season	.912	Austin Morgan, 2012-13 (93-102)
Career	.859	Austin Morgan, 2009-13 (310-361)
Consecutive	40	Alex Copeland, 2017-18 - 2018-19

REBOUNDS

Game	32	Ed Robinson vs Harvard, March 10, 1956
Season	433	Ed Robinson, 1955-56
Career	1182	Ed Robinson, 1954-57

ASSISTS

Game	17	Peter White vs Harvard, Feb. 7, 1987
Season	225	Larry Zigarelli, 1979-80
Career	611	Peter White, 1984-87

BLOCKED SHOTS

Game	9	Chris Dudley at Cornell, Feb. 14, 1987
Season	85	Greg Mangano, 2010-11
Career	213	Greg Mangano, 2008-12

STEALS


Game	8	Dean Campbell vs Bucknell, Jan. 4, 1989
Season	65	Reggie Willhite, 2011-12
Career	167	Alex Zampier, 2006-10

PERSONAL FOULS

Season	110	Travis McCready, 1989-90
Career	360	Travis McCready, 1987-91

DISQUALIFICATIONS

Season	15	Spencer Schnaitter, 1952-53
Career	43	Spencer Schnaitter, 1951-54



Edwin Draughan '05

Postseason Honors



Chris Dudley '87



Neil Yanke '01

Yale Players In the NBA

Chris Dudley '87

16 Seasons, 12 Playoff Appearances
886 games, 3,473 points, 5,457 rebounds

Butch Graves '84

1 Season
4 games, 5 points, 2 rebounds

Tony Lavelli '49

2 Seasons, 1 Playoff Appearance
86 games, 591 points, 59 rebounds

All-America Selections

1905 Harry Fisher, Helm's Gilmore Kinney, Helm's Willard Hyatt, Helm's	1964 Rick Kaminsky, UPI Honorable Mention
1907 Gilmore Kinney, Helm's	1971 Jim Morgan, NABC Honorable Mention
1908 Haskell Noyes, Helm's	1982 Butch Graves, AP Honorable Mention
1915 W.P. Arnold, Helm's	1983 Butch Graves, AP Honorable Mention
1917 Orson Kinney, Helm's Charles Taft, Helm's	1984 Butch Graves, AP Honorable Mention
1934 Eggie Miles, Helm's	2015 Justin Sears, AP Honorable Mention
1946 Tony Lavelli, Helm's	2016 Justin Sears, AP Honorable Mention
1947 Tony Lavelli, NABC, <i>True Magazine</i>	
1948 Tony Lavelli, Consensus	
1949 Tony Lavelli, Consensus	
1962 Bill Madden, UPI Honorable Mention	

First-Team All-Ivy Selections

1956 John Lee	1990 Dean Campbell
1957 John Lee	1992 Ed Petersen
1958 Larry Downs John Lee	Casey Cammann
1959 Larry Downs	1998 Emerson Whitley
1961 Bill Madden	2005 Edwin Draughan
1962 Bill Madden	2006 Dominick Martin
1963 Rick Kaminsky	2007 Eric Flato
1964 Rick Kaminsky	2011 Greg Mangano
1967 Rick Johnson	2012 Greg Mangano
1980 Larry Zigerelli	2014 Justin Sears
1981 Tim Daaleman	2015 Justin Sears
1983 Butch Graves	Javier Duren
1984 Butch Graves	2016 Justin Sears
1985 Chris Dudley	Makai Mason
1986 Chris Dudley	Brandon Sherrod
1987 Chris Dudley	2018 Miye Oni
Paul Maley	
1988 Paul Maley	

Ivy Player of the Year

1988 Paul Maley
2015 Justin Sears
2016 Justin Sears

National Championships

1901 - Citizens Savings (Helm's) Athletic Foundation (10-6)
1903 - Citizens Savings (Helm's) Athletic Foundation (15-1)

Hall of Fame Members


Amos Alonzo Stagg, alumnus, coach, athletic director
Kenneth D. Loeffler, coach
Howard Hobson, coach
Elmer H. Ripley, coach
Maurice Podoloff, alumnus

NBA Connection

1949 - Tony Lavelli by the Boston Celtics, 1st round
1958 - John Lee by the New York Knicks, 3rd round
1964 - Rick Kaminsky by Philadelphia 76ers, 6th round
1964 - Dennis Lynch by the Knicks, 11th round
1965 - Bob Trupin by the Knicks, 12th round
1984 - Butch Graves by the Philadelphia 76ers, 3rd round
1987 - Chris Dudley by the Cleveland Cavaliers, 4th round
2004 - Neil Yanke signed as free agent by Los Angeles Lakers

College Basketball Player of the Year

1907 - Gilmore Kinney
1949 - Tony Lavelli



Bill Madden '62

Academic All-America Selections

1971 Jim Morgan, 3rd team
1976 Jim McGuire, 3rd team
Carnell Cooper
Honorable Mention
1982 Tim Daaleman
Honorable Mention
1989 Mike Ryan, 2nd team
1994 Andy Karazim, 1st Team
1999 David Tompkins, 3rd Team
2014 Matt Townsend, 3rd Team
2015 Matt Townsend, 1st Team

Academic All-America Of The Year

2015 Matt Townsend

Rhodes Scholarships

1968 Robert McCallum
1974 Mike Oristaglio
James McGuire
2015 Matt Townsend
2017 JT Flowers

Ivy Rookies of the Year


1979 Tim Daaleman
1980 Steve Leondis
1989 Ed Petersen
1995 Gabe Hupertont
2002 Alex Gamboa

Ivy Defensive Player of the Year

2012 Reggie Willhite

Ivy Coach of the Year

2015 James Jones
2016 James Jones



Alex Gamboa '05