

MBB Contacts: Brian Beyrer (bbeyrer@iona.edu), Jonathan Stanko (jstanko@iona.edu)

December 30, 2018



WATCH LIVE - ESPN + - Vin Parise and Adam Finkelstein



2018-19 SCHEDULE/RESULTS

Overall: 2-8 H: 1-0 A: 0-5 N: 1-3 MAAC: 0-0

Date	Opponent	Time/Result
11/9/18	ALBANY (ESPN3)	W, 72-68
11/13/18	at New Mexico (Mtn. West Net.)	L, 83-90
MGM Resorts Main Event		
11/19/18	vs. Long Beach State	L, 85-86
11/21/18	vs. Hartford	W, 80-75
11/24/18	at Providence (YES Network)	L, 79-91
11/27/18	at Ohio (ESPN+)	L, 65-89
12/1/18	at VCU (ESPN+)	L, 59-88
MSG Holiday Festival - Madison Square Garden		
12/9/18	vs. Columbia (Fox Sports 1)	L, 71-74
Boardwalk Classic - Atlantic City, NJ		
12/15/18	vs. Princeton (FloHoops.com)	L, 81-85
12/22/18	at Yale (ESPN+)	L, 84-99
12/30/18	HOLY CROSS (ESPN+)	1 p.m.
1/3/19	MONMOUTH* (ESPN3)	7 p.m.
1/5/19	FAIRFIELD* (ESPN3)	1 p.m.
1/11/19	at Niagara*	7 p.m.
1/13/19	at Canisius* (ESPN3)	2 p.m.
1/18/19	MARIST* (ESPN+)	7 p.m.
1/20/19	at Monmouth* (ESPN3)	1 p.m.
1/25/19	RIDER* (ESPN3)	7 p.m.
1/27/19	at Fairfield* (ESPN+)	1 p.m.
1/31/19	at Marist* (ESPN3)	7 p.m.
2/2/19	SIENA* (ESPN3)	1 p.m.
2/8/19	QUINNIPAC* (ESPN3)	7 p.m.
2/10/19	NIAGARA* (ESPN+)	1 p.m.
2/13/19	at Siena* (ESPN+)	7 p.m.
2/15/19	SAINT PETER'S* (ESPN+)	7 p.m.
2/19/19	at Quinnipiac* (ESPN3)	7 p.m.
2/22/19	at Manhattan* (ESPN3+/3+)	7 p.m.
2/24/19	CANISIUS* (ESPN+)	1 p.m.
3/1/19	at Rider* (ESPN3+/3+)	7 p.m.
MAAC Championship - Albany, NY		
3/7/18	First Round	
3/8-9/18	Quarterfinal	
3/10/18	Semifinal	
3/11/18	Championship Game	

Home events in CAPS & BOLD;
MAAC Games noted by an asterisk

GAELS RETURN TO COZY CONFINES OF HYNES CENTER TO HOST HOLY CROSS

The Iona College men's basketball team's (2-8) returns home for the first time since Nov. 9 following a nine-game trip away from the Hynes Center and hosts Holy Cross (8-4). The Gaels and Crusaders conclude a home-and-home series that started in Worcester last year.

IONA VS. HOLY CROSS - SERIES HISTORY

- Today's game is the 32nd meeting between the two teams following Iona taking a 16-15 series lead with a win last season.
- The teams are 2-2 since Holy Cross left the MAAC for the Patriot League following the 1989-90 campaign.
- Iona and Holy Cross played each other 18 times while members of the MAAC from 1984-90.
- The Gaels are 9-3 at the Hynes Center vs. the Crusaders.

SCOUTING HOLY CROSS

- Holy Cross stands at 8-4 following back-to-back wins over Iona's MAAC compatriots Canisius and Siena.
- Sophomore wing Jacob Grandison is the team's top scorer (15.0 ppg) and deep threat (26.3FG).
- Sophomore guard Austin Butler averages 12.0 ppg with 20.3FG.
- Sophomore guard Caleb Green is No. 3 in scoring (11.2 ppg) and tops in assists (4.0/g).
- Senior wing Jehyve Floyd is the leading rebounder (5.8/g).
- A stark contrast from the usually high-paced Gaels, Holy Cross ranks 341 out of 351 in tempo (65.2 possessions per game) on KenPom.com.
- The Crusaders were picked to finish fifth in the 10 team Patriot League.

IONA VERSUS THE PATRIOT LEAGUE

- The Gaels are 104-48 all-time against current Patriot League opponents, although a the majority of the contest have been played against Army, Holy Cross and Loyola Maryland, all former members of the MAAC.
- It is the second time in the Tim Cluess era Iona faces the Patriot League opponent.
- The Gaels own a 43-13 mark vs. Loyola, representing the most wins and most games played. Iona has faced Army 35 times (21-14) and Holy Cross 31 times (16-15).

Iona vs. Holy Cross

Overall: 16-15 (.516) (Cluess, 1-0)
Home: 9-3
Away: 3-10
Neutral: 4-2

LAST 15 MEETINGS

Date	W-L	Score	Site
3/1/86	L	77-81	N.J.
1/20/87	L	66-72	A
2/16/87	W	94-75	H
2/28/87	W	70-57	N.J.
1/14/88	W	106-91	H
2/9/88	L	93-98	A
3/2/88	L	86-91	A
1/25/89	L	70-83	A
2/21/89	W	123-113	H
3/2/89	W	76-63	H
1/5/90	L	60-89	N.J.
12/19/01	W	71-59	Hawaii
12/31/03	L	55-68	H
1/18/05	L	53-78	A
12/19/17	W	82-68	A

31 games		
Iona	2,365 pts	76.3 ppg
Holy Cross	2,395 pts	77.3 ppg

Iona vs. Patriot League

Team	W-L	Last Meet
American	6-0	11/30/96
Army	21-14	1/20/90
Boston Univ.	3-3	11/13/09
Bucknell	4-2	12/2/00
Colgate	4-0	1/23/97
Holy Cross*	16-15	12/19/17
Lafayette	6-1	12/28/93
Lehigh	1-0	12/27/63
Loyola (Md.)	43-13	3/1/13
Navy	0-0	None
TOTALS	104-48	

* 2018-19 opponent

2018-19 Iona Gaels at a Glance

No.	Name	Cl.	Pos.	Ht.	Wt.	PPG	RPG	Of Note
Starters (based on last game's starting five)								
0	Rickey McGill	Sr.	G	6-2	185	13.0	4.3	Has scored 10 or more points and led the team in assists in nine of 10 games
1	Isaiah Still	Jr.	G	6-6	190	8.3	3.9	Sat out 2017-18 (transfer)... Had 14p vs. Columbia, lone 10+ point effort in last seven games
2	E.J. Crawford	Jr.	F	6-6	210	16.6	5.0	Has posted back-to-back 20+ point efforts for first time in career vs. Princeton/at Yale
5	Ben Perez	Jr.	G	6-3	180	6.6	1.9	Averaging 10.0 ppg, 4.0 rpg, 2.0 3FG/g in two games after missing four with injury
10	Andrija Ristanovic	Fr.	F	6-11	215	4.2	2.3	Averaging 9.0 ppg, 6.0 rpg in 22 mpg over last two contests... Made first start at Yale
Reserves								
3	Asante Gist	Jr.	G	5-11	185	10.4	2.6	Scored 20 points at Yale with 3 3FG in first appearance off the bench at Yale
12	Tajuan Agee	Jr.	F	6-8	215	11.4	5.8	Scored at least nine points in last seven games, incl. 23p at Ohio and 16p/11r vs. Columbia
13	Jahnathan Maxwell	Jr.	F	6-8	230	3.1	1.7	Lefty post performer with good range... one of Iona's top post options off the bench
24	Malik Rhem	Jr.	G	6-3	170	---	---	Walk-on, spent freshman & sophomore seasons as a team manager
32	Payton Hudson	Fr.	G	6-0	170	0.0	0.1	Lone true freshman on the squad... will compete for time in Iona's backcourt
44	Niksa Nikolic	Jr.	F	6-8	234	4.3	2.7	Shot 7-of-7 from field with 14 points four games ago at Providence



2018-19 MAAC STANDINGS

SCHOOL	MAAC			OVERALL		
	W	L	PCT	W	L	PCT
Niagara	0	0	.000	6	5	.545
Marist	0	0	.000	5	6	.455
Quinnipiac	0	0	.000	5	6	.455
Rider	0	0	.000	5	6	.455
Siena	0	0	.000	4	8	.333
Canisius	0	0	.000	3	7	.300
Fairfield	0	0	.000	3	9	.250
Iona	0	0	.000	2	8	.200
Saint Peter's	0	0	.000	2	9	.182
Manhattan	0	0	.000	2	10	.167
Monmouth	0	0	.000	0	12	.000

THIS WEEK'S MAAC ACTION

Saturday, December 29, 2018

Hampton at Saint Peter's.....	1 p.m.
Marist at Hartford	2 p.m.
Cal Poly at Siena	2 p.m.
Norfolk State at Niagara	3 p.m.
Buffalo at Canisius.....	7 p.m.

Sunday, December 30, 2018

HOLY CROSS AT IONA	1 P.M.
Rider at VCU	2 p.m.

Monday, December 31, 2018

Monmouth at Penn.....	1 p.m.
Albany at Niagara	3:30 p.m.

Thursday, January 3, 2019

Siena at Saint Peter's.....	4 p.m.
Canisius at Marist.....	7 p.m.
Rider at Fairfield.....	7 p.m.
Quinnipiac at Manhattan.....	7 p.m.
MONMOUTH AT IONA.....	7 P.M.

Saturday, January 5, 2019

FAIRFIELD AT IONA	1 P.M.
Saint Peter's at Monmouth.....	2 p.m.
Quinnipiac at Rider.....	7 p.m.
Niagara at Manhattan.....	7 p.m.
Canisius at Siena	7 p.m.

Monday, January 7, 2019

Niagara at Fairfield	7 p.m.
----------------------------	--------

Tuesday, January 8, 2019

Manhattan at Marist.....	7 p.m.
Brown at Canisius	7 p.m.

Thursday, January 10, 2019

Saint Peter's at Fairfield.....	7 p.m.
Monmouth at Quinnipiac	7 p.m.

Friday, January 11, 2019

Siena at Marist	7 p.m.
IONA AT NIAGARA	7 P.M.
Rider at Canisius	7 p.m.

Saturday, January 12, 2019

Manhattan at Monmouth.....	2 p.m.
----------------------------	--------

THERE'S NO PLACE LIKE HOME

- Today's game represents the first game at the Hynes Center for Iona since its season opener vs. Albany on Nov. 9, a span of 51 days, after nine straight contests away from home.
- The Gaels played four neutral site games and five true road games during the stretch.
- It is the second time in nine seasons under Cluess the Maroon & Gold nine games in a row away from home, matching the single-season program record set in the team's NCAA at-large season of 2011-12.
- Iona played eight games in a row away from home in 1979-80 and 2006-07.
- The all-time program record is 10 games away from home, wrapping around the last two seasons (2015-16 & 2016-17 and 2016-17 & 2017-18).

MCGILL, CRAWFORD NAMED PRESEASON ALL-MAAC

- Seniors **Ricky McGill** and junior **E.J. Crawford** were selected to the Preseason All-MAAC team by the league's 11 head coaches.
- McGill was selected to the first team and Crawford the third team.

GAELS PICKED THIRD IN PRESEASON POLL

- Iona was selected to finish third in the MAAC Preseason Coaches Poll released Oct. 24 coming off a fourth-place finish in the regular season, a MAAC tournament title and the loss of nine performers from the 2017-18 season.
- The Gaels have won MAAC Regular Season Championships in three of head coach Tim Cluess' eight seasons (2011-12, 2013-14 and 2014-15).

MAAC PRESEASON COACHES POLL

No.	Team (FPV)	Points
1.	Rider (11)	121
2.	Canisius	105
3.	IONA	94
	Quinnipiac	94
5.	Monmouth	66
6.	Marist	59
7.	Fairfield	50
8.	Manhattan	46
9.	Niagara	45
10.	Saint Peter's	28
11.	Siena	18

WHO'S BACK?

- Iona returns just two performers from the 2017-18 MAAC Championship campaign: senior **Rickey McGill** and junior **E.J. Crawford**.
- The Maroon & Gold also return red shirt freshman **Andrija Ristanovic** who sat out the 2017-18 campaign with an injury.

WHAT'S NEW?

- Nine new faces highlight the 2017-18 Iona men's basketball roster.
- Junior transfers **Asante Gist** (Eastern Kentucky) and **Isaiah Still** (Robert Morris) came to New Rochelle last season and sat out due to NCAA transfer regulations.
- Additional junior transfers **Tajuan Agee**, **Jahnathan Maxwell**, **Niksa Nikolic** and **Ben Perez** join the squad with two years of eligibility.
- True freshman and local product **Payton Hudson** joins **Ristanovic** making their collegiate debut.
- Junior **Isaiah Ross** transferred from UMKC and will sit out the 2018-19 campaign.

CLOSE SHAVES

- After playing 14 games decided by five points or less last season (8-6), **five** of Iona's first **10** contests in 2018-19 have been (2-3) closely contested.
- The school record is 16 games, reached in 2012-13 and 2004-05.
- In 2014-15, the Gaels recorded an 11-4 mark in close games, earning the most wins in program history.
- Iona has recorded four seasons with 15 or more games decided by five or less points, three of them under head coach Tim Cluess, with a **27-23** mark.

20/20 VISION

- With its win over Fairfield in the 2018 MAAC championship game, Iona recorded its ninth straight and 22nd all-time 20+ win seasons in the 76-year history of the program.
- It extended a program record for consecutive 20+ win seasons, surpassing the previous high of four straight from 1981-85.
- Tim Cluess is the only (of 12 all-time) head coach in program history to earn 20 wins in each of his first eight seasons in New Rochelle. He is also the Iona coach to boast more than four 20+ win seasons as the leader of the Maroon & Gold (Pat Kennedy, 4).

20+ WIN SEASONS

1949-50 (21), 1978-79 (23), 1979-80 (29), 1981-82 (24), 1982-83 (22), 1983-84 (23), 1984-85 (26), 1995-96 (21), 1996-97 (22), 1997-98 (27), 1999-00 (20), 2000-01 (22), 2005-06 (23), 2009-10 (21), 2010-11 (25), 2011-12 (25), 2012-13 (20), 2013-14 (22), 2014-15 (26), 2015-16 (22), 2016-17 (22), 2017-18 (20).

NINE STRAIGHT 20-WIN SEASONS

- The Gaels continued their unprecedented run of 20-win seasons in MAAC history. The nine-year stretch more than doubles the previous MAAC mark of four set by the Maroon & Gold from 1981-85 and matched by La Salle (1986-90) and Siena (2006-10).
- In MAAC history, consecutive 20+ win streaks have happened only **17** times.
- Iona has recorded 19 of its 22 20+ win seasons as a member of the MAAC, the most of any league member. Siena has posted 12, Manhattan nine and Saint Peter's eight.

KING OF THE HILL, TOP OF THE LIST

- No team among the 14 NYC Metropolitan Area Division I basketball programs within **30** miles of the center of NY College basketball, Madison Square Garden has won more games than Iona College in the last 23+ seasons (438; Hofstra #2, 408).
- Iona's 20 wins were the third most and .606 winning percentage was the fourth highest in 2017-18 in the Metro Area.
- Since head coach **Tim Cluess** took the reins in 2010-11, Iona's **184** wins and **.648** win percentage are also the best in both categories. (Seton Hall, 159 wins; Wagner, .588 win pct.)
- Since 1995-96, the Maroon & Gold hold the lead in wins (438), **30** more than Hofstra, **39** more than No. 3 Seton Hall and the top win percentage (**.589**).
- Iona's eight postseason appearances (five NCAA, two NIT, one CIT) since 2010-11 are the most during the time frame, **twice as many** as LIU Brooklyn (4 NCAA), Seton Hall (3 NCAA, 1 NIT) and St. John's (two NCAA, two NIT).

TOP NEW YORK METRO TEAMS (2010-18)*

Team	2010-2018		1995-2018	
	W-L	Pct	W-L	Pct
IONA	184-100	.648	438-306	.589
Wagner	153-107	.588	356-339	.512
Seton Hall	159-117	.576	398-334	.544
LIU Brooklyn	152-117	.565	336-364	.480
N.J.I.T.	135-124	.521	287-370	.437
St. John's	142-132	.518	383-350	.523

* - all teams with .500 or better record since 2010

ABOUT CONFERENCE TOURNAMENT TITLES

• Iona is one of four NCAA Division I programs to capture its last three straight conference tournament championships, joining Gonzaga (six straight), Kentucky (four straight) and South Dakota State (three straight).

• Only eight programs have won at least four tournament titles in the last seven seasons. Iona's four during the time frame is only eclipsed by Gonzaga (7), New Mexico State (6) and San Diego State (5) while matching the mark of Harvard, Kentucky, Stephen F. Austin, and Texas Southern.

CONFERENCE TOURNAMENT TITLES

School	Conf.	Last 7 Yrs	Consec.
Gonzaga	WCC	6	6
New Mexico St.	WAC	6	2
South Dakota St.	Summit	5	3
Iona	MAAC	4	3
Kentucky	SEC	4	3
S.F. Austin	Southland	4	2
Texas Southern	SWAC	4	2
Harvard	Ivy	4	0

ABOUT NCAA TOURNAMENT APPEARANCES

• 37 of the 351 NCAA Division I programs have appeared in at least five of the last seven NCAA Tournaments. Only four of the 37 have come from mid-major conferences (Gonzaga [7], Iona [5], New Mexico State [6] and South Dakota State [5]).

• 21 teams in the 2018 NCAA Tournament have also appeared in the 2016 and 2017 brackets, the last three-in-a-row. Only Gonzaga, Iona and South Dakota State can stake the claim among members of mid-major conferences.

MID-MAJOR PROGRAMS WITH FIVE NCAA APPEARANCES IN LAST SEVEN YEARS*

School	Conf.	#
Gonzaga*	WCC	7
New Mexico St.	WAC	6
Iona*	MAAC	5
South Dakota St.*	Summit	5

* - only mid-major programs to appear in 2016, 2017, 2018 tournaments

MILLENNIA MEN

• Senior **Rickey McGill** became the 40th player in Iona men's basketball history to record 1,000 career points with 16 points at VCU on Dec. 1.

• He is the 10th player under Tim Cluess to reach the mark.

• Junior **E.J. Crawford** is up next on the list, 91 points shy of the mark.

1000 POINT SCORERS UNDER TIM CLUSS

Rk*	Name	Points	Year Reached
3.	A.J. English	2,004	2015 (3rd)
8.	Sean Armand	1,694	2013 (3rd)
12.	Scott Machado	1,613	2012 (3rd)
15.	David Laury	1,465	2015 (3rd)
25.	Lamont Jones	1,287	2013 (2nd)
27.	Mike Glover	1,286	2012 (2nd)
30.	Schadrac Casimir	1,112	2018 (3rd)
33.	Jordan Washington	1,070	2017 (2nd)
36.	Isaiah Williams	1,044	2016 (3rd)
37.	Rickey McGill	1,041	2018 (4th)

* - current Iona rank

EFFICIENT, EFFECTIVE, AND FAST PACED

• Iona currently ranks No. 165 in the nation on Ken Pomeroy's Adjusted Offensive Efficiency (103.4) through 10 games, but have been a perennial top 80 team under Tim Cluess.

• Offensive Efficiency is measured by calculating the amount of points a team would score in 100 possessions. Ken Pomeroy's formula adjusts for the quality of opposing defenses, the site of each game, and when each game was played.

• Iona ranks No. 189 (50.5%) in Effective FG%.

• EFG% adjusts for the fact that a three-point field goal is worth one more point than a two-point field goal.

• The Gaels are also 23rd "fastest pace" team in the country, averaging 74.3 possessions per game.

TEMPO, EFFICIENCY, EFG% UNDER CLUSS

Year	Tempo	Rnk	OEff	Rnk	EFG%	Rnk
2018-19	74.3	23	103.4	165	50.5	189
2017-18	70.7	56	110.3	80	54.1	56
2016-17	70.6	60	110.8	67	53.4	56
2015-16	72.6	31	109.4	85	53.8	33
2014-15	69.9	12	110.4	38	54.7	17
2013-14	69.9	34	118.1	7	57.4	3
2012-13	71.1	8	112.2	19	52.1	47
2011-12	70.7	20	112.9	17	56.5	4
2010-11	69.3	49	111.9	27	54.4	9

HIGH SCORING AFFAIRS

• Iona has reached 100 points **16** times in seven-plus seasons under head coach Tim Cluess, including a single-season program record four times in 2011-12.

• Iona is **12-4** under Cluess and **52-6** all-time when scoring 100 or more.

• The Gaels scored 90 or more points **58** times in **270** games under Cluess and are **47-11**.

• Iona is **112-32** when reaching at least 80 points under Cluess.

THIRD TO 100

• Iona head coach Tim Cluess became the third head coach in MAAC history to record 100 regular season wins with the Gaels' win at Marist Feb. 17.

• Cluess joined Joe Mihalich (Niagara) seasons and Jimmy Patsos (Loyola/Siena) in the century club.

• Cluess was also the fastest of the trio to reach the mark (131 games) with Mihalich becoming the first in 159 games and Patsos the second in 188 games.

MAAC REGULAR SEASON WINS LEADERBOARD

Coach	Team	Wins	Years
Joe Mihalich	Niagara	166	15
Jimmy Patsos	Loyola/Siena	132	14
Tim Cluess	Iona	112	8
John Dunne	Saint Peter's/Marist	92	13
Jeff Ruland	Iona	89	9
Bobby Gonzalez	Manhattan	85	7

FUN WITH NUMBERS

Tim Cluess' record by month...

Mo.	'11	'12	'13	'14	'15	'16	'17	'18	'19	Total
N	3-3	4-1	3-2	2-2	4-2	1-2	3-2	2-4	2-4	24-22
D	5-2	6-2	4-4	3-4	4-3	4-4	6-3	5-3	0-4	38-29
J	5-4	7-2	7-2	7-2	8-1	6-3	6-3	6-2		51-19
F	7-1	7-1	1-5	7-1	8-0	8-1	4-4	4-4		46-17
M	5-2	1-2	5-1	3-2	2-3	3-1	3-1	3-1		24-13
Tot.	25-12	25-8	20-14	22-10	26-9	22-11	22-13	20-14	2-8	184-100

All-Time Win-Loss Records

2,035 games played

All-Time (1940-present) - 1,175-860 (.577)

Home (1948-present) - 548-182 (.751)

Away (1948-present) - 353-442 (.444)

Neutral (1948-present) - 198-197 (.501)

Overtime games (1947-present) - 58-54 (.518)

Home, Away Neutral not available 1940-47

MAAC Records (1982-present)

608 games played

MAAC All-Time - 376-232 (.618)

MAAC Home - 212-86 (.711)

MAAC Away - 155-144 (.518)

MAAC Neutral - 9-2 (.818)

MAAC Tournament - 53-26 (.667)

Hynes Athletics Center Records (1974-present)

543 games played

Overall - 403-140 (.742)

Non-Conference Games - 191-53 (.783)

MAAC Games - 212-86 (.711)

INDIVIDUAL CAREER TOTALS

Player	G	Pts	Reb	Asst	Blk	Stl
McGill	109	1,041	358	447	23	159
Crawford	78	909	270	89	17	38
Still	70	858	292	118	18	56
Gist	47	646	123	153	1	44
Ross	66	636	163	51	1	33
Perez	32	119	33	10	5	11
Agee	10	114	58	8	4	11
Nikolic	10	43	27	4	4	3
Ristanovic	10	42	23	6	5	5
Maxwell	10	31	17	7	2	7
Hudson	7	0	1	4	0	3

TALE OF THE TAPE

Iona		Holy Cross
2-8	Record	8-4
2-7 (L6)	Last 10 Games (Streak)	7-3 (W2)
306/274/216	RPI*/NET*/KenPom	84/158/161
75.9	Scoring Offense	66.7
84.5	Scoring Defense	65.5
-8.6	Scoring Margin	+1.2
.436	FG%	.458
.316	3-pt FG%	.353
.722	FT%	.684
.470	Opponent FG%	.431
.384	Opponent 3-pt FG%	.301
.717	Opponent FT%	.726
33.0-39.9	Rebounding Difference	28.5-36.5
-6.9	Rebound Margin	-8.0
13.9	Assists/game	17.8
15.2	Turnovers/game	10.7
8.2	Steals/game	6.4
2.2	Blocks/games	3.8

* - from WarrenNolan.com (as of 12/28/18)

FOLLOW @ICGAELS

DOUBLE DIGIT DYNAMICS

Games with: 18-19 17-18 Tot Rec

at least 10 points

McGill	9	24	51	30-21
Crawford	9	23	51	29-22
Agee	6	-	6	2-4
Gist	5	3	33	11-22
Still	3	-	42	16-26
Perez	3	-	5	3-2
Ristanovic	1	-	1	0-1
Nikolic	1	-	1	0-1
Ross	-	19	31	12-19

at least 20 points

Crawford	3	4	8	3-5
Gist	2	0	14	5-9
Agee	1	-	1	0-1
Still	0	-	11	7-4
McGill	0	5	9	3-6
Ross	-	5	5	3-2

at least 30 points

McGill	0	1	1	0-1
--------	---	---	---	-----

at least 40 points

McGill	0	1	1	0-1
--------	---	---	---	-----

at least 10 rebounds

Agee	1	-	1	0-1
Still	0	-	2	2-0
McGill	0	1	1	1-0

at least 10 assists

McGill	0	1	4	3-1
--------	---	---	---	-----

Double-Doubles

Agee	1	-	1	0-1
McGill	0	2	4	3-1
Still	0	-	2	2-0

Leading Scorer (including ties)

Crawford	7	5	13	6-7
Gist	2	1	17	4-13
McGill	1	6	12	6-6
Agee	1	-	1	0-1
Still	0	-	25	11-14
Ross	-	8	9	4-5

Leading Rebounder (including ties)

Crawford	3	4	8	3-5
Still	3	-	10	6-4
Ristanovic	2	-	2	0-2
Agee	2	-	2	1-1
McGill	1	5	10	5-5
Perez	1	-	1	0-1
Nikolic	1	-	1	0-1
Ristanovic	1	-	1	0-1
Maxwell	1	-	1	0-1
Gist	0	0	1	0-1
Ross	-	5	5	1-4

Leading Assists (including ties)

McGill	9	22	56	30-26
Gist	1	2	19	7-12
Crawford	1	0	1	1-0
Still	0	-	11	4-7
Ross	-	2	3	0-3

CLUESS RANKS SECOND ALL-TIME IN WINS

• With Iona's win in the 2016 MAAC Championship over Monmouth, head coach **Tim Cluess** became No. 2 on Iona's all-time coaching wins list, surpassing Goal Club Hall of Famer **Jeff Ruland's** mark of 139 over nine seasons.

• Cluess has led Iona to **112 MAAC regular season wins** through eight seasons, **the third most in conference history** behind former Siena/Loyola head coach Jimmy Patsos (132 in 14 seasons) and former Niagara skipper Joe Mihalich (166 in 15 seasons).

IONA'S ALL-TIME COACHING LIST (BY WINS)

Coach	Years	W	L	PCT
Jim McDermott	1948-73 (25)	319	253	.558
TIM CLUESS	2010-PRES (8+)	184	100	.648
Jeff Ruland	1998-07 (9)	139	135	.507
Pat Kennedy	1980-86 (6)	124	60	.674
Jim Valvano	1975-80 (5)	95	46	.674
Gary Brokaw	1986-91 (5)	72	74	.493
Tim Welsh	1995-98 (3)	70	22	.761
Br. Arthur Loftus	1941-42, 46 (3)	50	18	.735
Jerry Welsh	1991-95 (4)	47	63	.427
Kevin Willard	2007-10 (3)	45	49	.479
Gene Roberti	1973-75 (2)	15	32	.319
Pete Caruso	1947 (1)	15	8	.652

LET IT RAIN

• Since 2000-01, Iona has produced **131** games with 10 or more three-point field goals. Five came in the seven seasons under head coach **Jeff Ruland** and seven came with **Kevin Willard** at the helm (three years).

• Under **Tim Cluess**, Iona has posted **119** games (22 in 2013-14, 18 in 2014-15, 15 in 2015-16, 20 in 2016-17) with double-digit trifectas including 14 last season.

• The Gaels shattered a school record with 24 3FG on Nov. 26 vs. Delaware State, beating the previous mark of 18, reached twice (at Albany, Nov. 23, 2010; vs. Liberty, Dec. 18, 2012).

• The Maroon & Gold set its No. 2 total of 20 3FG made in an 82-68 win at Holy Cross on Dec. 19, 2017. The first 10 field goals made in the contest were from distance as the team set a first half program record with 12 in the win.

• Iona's top 25 three-point field goal efforts have come with Cluess as head coach.

• Against Liberty, Iona's 41 three-point attempts set a new standard. No. 2 was 40 vs. Fairfield this season and No. 3 came in a 24-for-39 effort vs. Delaware State.

• Through **10 games** this season, Iona has made a three-pointer in **340** straight and **786** out of its last **788** games. The school record is 385 straight from Jan. 5, 1994 - Dec. 16, 2006.

• The Gaels have failed to hit a three-pointer in just 18 of their **1,017** games played since the line was adopted for the 1986-87 season.

SERIES SUCCESS

• Iona has lost only two MAAC regular season series in eight years under head coach Tim Cluess.

• The Gaels have won 35 series and tied 31 since the 2010-11 season.

• Prior to Monmouth snapping the streak last year in 2016-17, the last time Iona went 0-2 against a MAAC opponent in the regular season was vs. eventual MAAC champion Siena in 2009-10.

WIDE MARGINS

• The Gaels are **105-32** in games decided by 10 or more points since head coach **Tim Cluess** took the reins in 2010-11.

• After winning 81 of the first 99 double-digit decisions in his first six seasons (81-18, .818), Iona is 24-14 (.632) since 2016-17.

• During the MAAC regular season, the program is **66-5 (.929)** in MAAC regular season games decided by 10 or more points under Cluess.

• In 12 seasons as an NCAA head coach, Cluess has lost just 14 games by 15 or more points.

• Iona's 126-76 win over Delaware State was the second 50+ point victory in program history and first since the 1967-68 (46 years) campaign.

• In his 12+ seasons as an NCAA coach, Cluess has mentored his team to a **167-34** mark in 10+ point contests.

RICHIE GUERIN'S #14 HANGS IN THE RAFTERS

• Iona honored the legacy of **Richie Guerin '54** by retiring his number 14 on Jan. 31, 2014 the first ever in school history.

• Guerin is an Iona College Goal Club (1983), Marine Corps Sports (2004), and Naismith Memorial Basketball Hall of Fame (2013) inductee who starred for the Maroon & Gold from 1951-1954.

• He rewrote the basketball record books at Iona, scoring 1,375 points and graduated as the leading scorer in school history.

• A two-time All-Metropolitan selection with the Gaels, he scored a then school-record 40 points against John Carroll in 1954 and was the first Gael to score 40 or more points in a game.

• Following his playing days at Iona, Guerin played with the National Basketball Association's New York Knicks from 1956-1963 and was a player-coach of the St. Louis/Atlanta Hawks franchise for nine years.

• In 13 years as a professional player, Guerin accumulated 14,676 points (17.3 per game), 4,278 rebounds (5.1 per game), and 4,211 assists (5.0 per game) over 848 games.

GAEL GREATS

In addition to Naismith Hall of Famer **Richie Guerin '54**, here are additional significant names in Iona basketball history:

• **Jim Valvano** - legendary head coach at Iona from 1975-80 who "Dared To Dream" to win a national championship with the Gaels and finally did in 1983, albeit with North Carolina State. Succumbed to cancer in 1993 eight weeks after an impassioned speech at the ESPY Awards that year which in which he announced creation of The V Foundation for Cancer Research and its motto, "Don't Give Up... Don't Ever Give Up."

• **Jeff Ruland '91** - All-American during his time at Iona and, two-time NBA All-Star with the Washington Bullets, Philadelphia 76ers and Detroit Pistons. Following his career, returned to Iona and served as head coach from 1998-2007 where he won three MAAC Championships.

• **Pat Kennedy** - head coach from 1980-86. Went on to coach at Florida State, DePaul, Montana, and Towson following a highly successful tenure in New Rochelle. He was most recently head coach at Div. II Pace University in Pleasantville, NY, located 19 miles North of Iona.

• **Warren Isaac '65** - Iona's only 50-point scorer, Isaac played six seasons in Europe following his

tenure at Iona. A New York City school legend, Isaac started for Power Memorial paving the way for NBA Hall of Famer Kareem Abdul-Jabbar a 1965 graduate of the high school.

- **Tim Welsh** - head coach from 1995-98 who went on to coach in the Big East with Providence for 10 seasons. Currently an ESPN college basketball analyst. Holds the highest career winning percentage ever at Iona.

- **Kevin Willard** - Iona coach from 2007-10, now head coach at Big East's Seton Hall. Helped turn around a program which won two games in the season prior to his arrival to 20 wins in his final season in Maroon & Gold.

- **Steve Burtt '84 & Steve Burtt '06** - All-time NCAA father/son scoring leaders, both netting over 2,000 career points. Burtt, the father, had a four-season NBA career and most notably appeared off the bench for the Phoenix Suns in the 1992 NBA Playoffs. He was inducted into the prestigious NYC Basketball Hall of Fame this past fall. Burtt, the son, continues to play professionally in Europe.

- **Sean Green '91** - Played 84 NBA games over three seasons for the Indiana Pacers, Philadelphia 76ers and Utah Jazz from 1991-94. Currently a high school basketball coach in Southern California.

- **Scott Machado '12** - The last Gael to appear in an NBA game. Machado played in regular season NBA contests in 2012-13 with the Houston Rockets and postseason with the Golden State Warriors. The MAAC & Iona's all-time assist leader. He currently plays professionally in the NBA G-League.

- **Bob Santini '53** - Iona's first NBA player, appeared in four games with the New York Knicks in 1955-56.

NOTABLE ALUMNI (ATHLETICS/POP CULTURE)

- **Ignacio Maganto** - was selected by the LA Galaxy with the 21st pick in the first round of the 2015 MLS SuperDraft, the first Major League Soccer draft pick in Iona history. Maganto scored his first MLS goal with the Galaxy in the spring of 2015.

- **Jason Motte** - Major League Baseball relief pitcher recorded the final out of the 2011 World Series with the world champion St. Louis Cardinals. Has also appeared in Major League games with the Chicago Cubs, Colorado Rockies and Atlanta Braves.

- **Dennis Leonard** - Kansas City Royals Hall of Famer and 12-year MLB veteran who won 20 games on three occasions from 1977-80. He was inducted in May 2015 into the New York Baseball Hall of Fame.

- **Mariano Rivera III '15** - Earned his degree in May 2015 and was selected in the fourth round by the Washington Nationals.

- **Jared Finkel** - Drafted by the Minnesota Twins in 2017, was a Midwest League (Class A) All-Star in 2018 for the Cedar Rapids Royals.

- **Don McLean** - Singer-songwriter noted most famous for his 1971 single "American Pie".

- **Kyle Flood '93** - Former head football coach at Rutgers University.

- **Brendan Malone '62** - Current Detroit Pistons assistant coach.

MAROON & GOLD ON FACEBOOK AND TWITTER

Follow Iona Athletics on Facebook and Twitter by following @ICGaels and receive immediate updates on the Gaels. The men's basketball program can be found at @IonaGaelsMBB.

Spotlight on the Newcomers

TAJUAN AGEE

Tajuan Agee, a 6-8 forward, comes to New Rochelle after two strong years at Tyler JC in Tyler, TX. Agee appeared in 62 games over two seasons, scoring 508 points and grabbing 330 rebounds. As a sophomore in 2017-18, he posted 10.1 points, 6.2 rebounds and 1.7 assists per game. Agee's Tyler squad earned the No. 17 seed in the NJCAA Division I Championship, following a Region XIV Championship run.

Agee played scholastically for Hyde Park High School near Lakeshore Drive in Southeast Chicago. He earned All-State and All-City honors as a senior, averaging 20 points and 12 rebounds per game. Growing up, Agee played the guard position until his junior year of high school.

ASANTE GIST

Asante Gist, a 5-11 guard, enrolled at Iona for the spring 2018 semester and will be eligible to compete following the completion of the Gaels' first semester in December. Gist was one of the leaders of the ECU backcourt in a season and a half, he posted 542 points (14.6 ppg) including a freshman program record 494 as a rookie in 2016-17. In 31 contests in his first season, Gist averaged 15.9 points and 3.8 assists and connected on 64 three-point field goal attempts. As a sophomore he appeared in six contests prior to transferring to Iona.

Gist played for legendary coach Bob Hurley Sr. at St. Anthony High School in Newark, NJ and was selected to play in the prestigious Jordan Brand Classic Regional Game at the Barclays Center in Brooklyn, NY. Gist was the first player to win the New Jersey Tournament of Champions with two different teams, with the 32-0 St. Anthony squad as a senior in 2016 and as a freshman with Roselle Catholic.

PAYTON HUDSON

Payton Hudson, a 6-0 guard, played scholastically in 2018-19 for Our Savior Lutheran School in the Bronx.

He previously played two varsity seasons at Archbishop Stepinac in White Plains, N.Y. As a junior in 2016-17, Hudson averaged 8.5 points and 2.2 assists as the team's sixth man. The Crusaders finished with an 18-11 overall mark. Hudson scored 11 points in the team's final contest in heartbreaking CSHAA semifinal defeat to Molloy. Hudson connected on 85 three point field goals at a 37% clip in 53 games over two seasons at Stepinac including a team-best 53 as a junior. On February 10, 2017, he tied a school record with 10 trifectas made vs. Bishop Scanlan.

JAHNATHAN MAXWELL

Jahnathan Maxwell, a 6-8 forward, played his sophomore campaign at Odessa College in west Texas for current Iona assistant coach Tra Arnold. He averaged 8.4 points and 4.7 rebounds and helped the Wranglers to the No. 7 seed in the NJCAA Division I Championship after missing the first 16 games of the season due to injury. The Region V finalist squad fell to eventual national runner up Southern Idaho in the first round. Maxwell played 21 games for Southwest Tennessee CC in Memphis, leading the Saluki to 19 wins with a 9.0 ppg and 5.8 rpg average. In 40 games over two seasons, he shot 50.0% from the field and 36.4% from beyond the arc.

Prior to his junior college stint, Maxwell played for Genesis Academy in Lynchburg, VA. Following his senior season, he played for the U.S. All-Stars in the Capital Classic, in a game that pitted Washington metropolitan area's top seniors against other all-stars from across the country. In the contest he was teammates with St. John's standout Shamorie Ponds and former Arizona star and current Toronto Raptors signee Rawle Alkins.

NIKSA NIKOLIC

Niksa Nikolic, a 6-8 forward, played two seasons at Southeastern CC in West Burlington, IA. He appeared in 59 games averaging 6.0 points and 5.3 rebounds per game while shooting 56.0 percent from the field. Nikolic helped turn around a program that was winless in conference play as a freshman, to a 22-win sophomore campaign that saw the Blackhawks advance to the NJCAA Region XI Semifinals.

Nikolic played scholastically at Prva Sportska Košarkaška Gimnazija-Koledž Beograd a boarding school in Zeleznik, a suburb of Belgrade. The school name is roughly translated to The First Sports Basketball High School-College Belgrade.

BEN PEREZ

Ben Perez, a 6-3 guard, spent a successful season at South Plains in Levelland, TX in 2017-18. Perez averaged 9.9 points, 3.6 rebounds, and 1.9 assists and connected on 73 three-point field goals in 35 games as a sophomore. He shot 41.7% from distance. The former San Diego State University recruited walk-on appeared in 25 games for the Aztecs before transferring to South Plains to gain experience and exposure for an eventual return to NCAA Division I. He was described as arguably SDSU's top-three point shooter under former coach Steve Fisher.

Perez was initially recruited out of high school by the Gaels after a season at Air Force Prep Academy in Colorado Springs, CO, and San Marcos High School where he led his team in scoring his final two years. He was an All-CIF first team selection following his last season at San Marcos.

ISAIAH ROSS

Isaiah Ross, a 6-4 guard, appeared in 66 games with 27 starts and averaged 9.6 points, 2.5 rebounds and 1.3 three-point field goals per game over two seasons with the University of Missouri-Kansas City of the Western Athletic Conference (WAC). As a sophomore he ranked No. 2 on the team in scoring with a team best 70 three-pointers made and a 77.9% free throw percentage. He was fourth on the team and led all UMKC freshmen in scoring (8.0 ppg) and second with 64 3FG.

Ross his final scholastic season at Hillcrest Prep in Arizona where he teamed with current Phoenix Suns center DeAndre Ayton and Sacramento Kings forward Marvin Bagley III in 2015-16. He was a four-year standout at Davenport West High School in Iowa. Where he averaged 17 points per game as a senior.

ISAIAH STILL

Isaiah Still, a 6-6 wing, joined the program for the fall 2017 semester and sat out last season due to NCAA Transfer regulations. After two seasons at Robert Morris, the Northern New Jersey native returns to the metropolitan area to play for the Gaels. Still appeared in 60 games and scored 775 points over two seasons with the Colonials. He was the team's leading scorer as a sophomore averaging 15.7 points per game, earning All-NEC Second Team honors. As a freshman he posted 9.9 points and was named to the NEC All-Rookie team. During his tenure in Moon Township, Still averaged 12.9 points, 4.2 rebounds, and 1.7 assists.

Prior to Robert Morris, he attended Union Catholic High School, earning NJ.com All-Non-Public Third Team honors while averaging 19.6 points, 7.2 rebounds and 1.7 steals per game as a senior.



Tim CLUESS

Head Coach

Hofstra '83 - Ninth Season

THE CLUESS FILE

Year at Iona:	Eighth Season
Birth Date:	March 9, 1959
Age:	59
Hometown:	West Hempstead, N.Y.
Wife:	Karen
Children:	Kevin (22), T.J. (20)
High School:	St. Agnes HS Rockville Centre, N.Y.
College:	BA, Hofstra University, 1983

ATHLETIC PLAYING BACKGROUND

St. Agnes High School
Rockville Centre, N.Y.
St. John's University
Jamaica, N.Y.
Hofstra University
Hempstead, N.Y.
Professional Basketball
Europe and Australia

BASKETBALL COACHING EXPERIENCE

1991-2005

Head Coach

St. Mary's High School, Manhasset, NY

2005-2006

Head Coach

Suffolk Community College

2006-2010

Head Coach

Long Island University - C.W. Post

2010-present

Head Coach

Iona College

AWARDS/ACCOLADES AT IONA

MAAC Regular Season Championships

2011-12, 2013-14, 2014-15

MAAC Tournament Championships

2013, 2016, 2017, 2018

MAAC Coach of the Year

2013-14

NCAA Championship Appearances

2012, 2013, 2016, 2017, 2018

NIT Appearances

2014, 20150

- Tim Cluess was named 12th head coach of the Iona College men's basketball program on April 8, 2010 and returns for his ninth season with the Gaels.

- Came to New Rochelle with an impressive 20-year coaching resume after spending four seasons as head coach at LIU Post in Brookville, NY.

- One thing can be said, he is a winner. After spending 14 years as head coach at St. Mary's High School in Manhasset, NY, he spent the five years prior to arriving at Iona in the college ranks at Suffolk Community College and LIU Post.

- He amassed a 120-33 record and had unprecedented success at both schools.

- When combining his high school record, Cluess has won nearly 75 percent of his games coached.

- Has led the Gaels to 20+ wins in each of his first eight seasons in New Rochelle, the only coach in school history to accomplish the feat. The Gaels won 25 games in three of them.

- Iona has appeared in eight straight postseason tournaments including a Collegelnsider.com Postseason Tournament championship game appearance in 2011, the NCAA First Round in 2012 with the MAAC's second ever at-large bid into the NCAA Tournament, the 2013 NCAA Second Round, the 2014 and 2015 National Invitation Tournaments before returning to the 2016, 2017 and 2018 NCAA Tournaments.

- The Gaels were crowned MAAC Tournament Champions in 2013, 2016, 2017 and 2018 and MAAC Regular Season Champions in 2012, 2014 and 15. The Cluess-led program set a school record with 17 conference wins in 2013-14 and 2014-15.

- Cluess was named MAAC Coach of the Year following the 2013-14 campaign.

- Under Cluess, Iona has consistently been among the top scoring teams in the nation. The Gaels finished 13th in 2010-11, first in both 2011-12 and 2012-13, fourth in 2013-14, fifth in 2014-15 and 27th in 2015-16 and Top 50 in 2016-17 and 2017-18.

- In each of his eight seasons at Iona, the team's scoring averages rank in the Top 12 in school history including a school record 83.6 points per game during the 2013-14 season.

IONA SCORING UNDER TIM CLUESS

Year	PPG	NCAA Rank	Iona Rank
2010-11	79.0	13th	12th
2011-12	82.9	1st	3rd
2012-13	80.4	1st	6th
2013-14	83.6	4th	1st
2014-15	79.5	5th	11th
2015-16	79.6	27th	10th
2016-17	80.4	33rd	5th
2017-18	79.8	45th	8th

- In addition to being the 2011-12 and 2012-13 NCAA scoring champions, the Gaels were NCAA statistical champs in total three-point field goals made in 2014-15 (344), three-point field goals per game (10.2/g) in 2013-14 and assists per game (19.3/g) in 2011-12.

- Other Top 10 NCAA statistical marks include fourth in assists in 2010-11 (17.4/g), second in assist-to-turnover ratio (1.54:1) and third in field

goal percentage (50.8%) in 2011-12, second in free throw percentage (78.1%) in 2012-13 and third in assists (17.5/g), fourth in assist-to-turnover ratio (1.65:1) in 2013-14 and fourth in scoring (79.5/g), fifth in 3FG per game (9.8/g) and seventh in assists (16.4/g) in 2014-15.

NCAA TOP 10 STATISTICS UNDER CLUESS

Year	PPG	NCAA Rank	Stat
2016-17	3FG made	12th	332
2015-16	3FG per game	10th	9.9
2014-15	3FG made	1st	344
	Scoring	4th	79.5
	3FG per game	5th	9.8
	Assists per game	7th	16.4
2013-14	3FG per game	1st	10.2
	Assists per game	3rd	17.5
	Ast/TO ratio	4th	1.65:1
2012-13	Scoring	1st	80.4
	FT Percentage	2nd	.781
2011-12	Scoring	1st	82.9
	Assists per game	1st	19.3
	Ast/TO ratio	2nd	1.54:1
	FG Percentage	3rd	.508
2010-11	Assists per game	4th	17.4

- Cluess has mentored three MAAC Players of the Year and two Haggerty Award Winners **Scott Machado** (2012), **Lamont Jones** (2013) and **David Laury** (2015) earned the MAAC's top honor while Machado and Jones also were the fifth and sixth players in Iona basketball history to earned the New York Metropolitan Area's Player of the Year honor.

- Iona has seen nine different student-athletes earn 18 All-MAAC honors including 11 on the first team. Jones (2013), Machado (2011, 2012), Laury (2015), **Mike Glover** (2011, 2012), **Sean Armand** (2014), **A.J. English** (2014, 2015, 2016), and **Jordan Washington** (2017) have all been All-MAAC First Team performers in seven seasons under head coach Tim Cluess. The first six Gaels were also All-Met First Team performers.

ALL-MAAC/ALL-MET HISTORY UNDER CLUESS

Year	Player	All-MAAC	All-Met
2010-11	Mike Glover	1st	1st
	Scott Machado	1st	1st
2011-12	Mike Glover	1st	1st
	Scott Machado	1st*	1st*
	Lamont Jones	2nd	3rd
2012-13	Lamont Jones	1st*	1st*
	Sean Armand	2nd	1st
	David Laury	3rd	
2013-14	Sean Armand	1st	1st
	A.J. English	1st	2nd
	David Laury	2nd	3rd
2014-15	A.J. English	1st	1st
	David Laury	1st	1st
	Schadrac Casimir	2nd	
2015-16	A.J. English	1st	1st
	Jordan Washington	2nd	3rd
2016-17	Jordan Washington	1st	1st
2017-18	Rickey McGill	2nd	2nd

* - Player of the Year

• Iona has reached the semifinal round of the MAAC Championship in each of the last eight seasons, the longest stretch in school history and tied for longest in league history. The Gaels six straight championship game appearances from 2013-18 is a MAAC record.

• Through eight seasons at Iona, Cluess ranks No. 2 on Iona's all time wins list behind a Goal Club Hall of Famers **Jim McDermott** and ahead of three others in **Jeff Ruland**, **Pat Kennedy** and **Jim Valvano**.

IONA'S ALL-TIME COACHING LIST (BY WINS)

Coach	Years	W	L	PCT
Jim McDermott	1948-73 (25)	319	253	.558
TIM CLUESS	2010-PRES (7+)	184	100	.648
Jeff Ruland	1998-07 (9)	139	135	.507
Pat Kennedy	1980-86 (6)	124	60	.674
Jim Valvano	1975-80 (5)	95	46	.674
Gary Brokaw	1986-91 (5)	72	74	.493
Tim Welsh	1995-98 (3)	70	22	.761
Br. Arthur Loftus	1941-42, 46 (3)	50	18	.735
Jerry Welsh	1991-95 (4)	47	63	.427
Kevin Willard	2007-10 (3)	45	49	.479
Gene Roberti	1973-75 (2)	15	32	.319
Pete Caruso	1947 (1)	15	8	.652

• The Gaels have also won more games than any other team in the NY Metropolitan area with Cluess at the helm. Iona's 182 wins from 2010-2018 are 33 more than Seton Hall, the No. 2 team on the list among the 15 Division I programs located less than 30 miles from the center of NY college basketball Madison Square Garden.

TOP NEW YORK METRO TEAMS (2010-18)*

Team	2010-2018		1995-2018	
	W-L	Pct	W-L	Pct
IONA	184-100	.648	438-306	.589
Wagner	153-107	.588	356-339	.512
Seton Hall	159-117	.576	398-334	.544
LIU Brooklyn	152-117	.565	336-364	.480
N.J.I.T.	135-124	.521	287-370	.437
St. John's	142-132	.518	383-350	.523

* - all teams with .500 or better record since 2010

• **Scott Machado**, who was also coached by Cluess during his freshman season at St. Mary's High School, appeared in six regular season games in the

NBA with the Houston Rockets and five postseason games with the Golden State Warriors in 2012-13.

• Machado is one of several Iona Gaels to have played for Cluess to continue their playing careers in the professional ranks including: **Sean Armand, Vangelis Bebis, Taylor Bessick, Tre Bowman, Sam Cassell Jr., Randy Dezouvre, TK Edogi, A.J. English, Mike Glover, Jayon James, Ra'Shad James, Lamont Jones, David Laury, Zach Lewis, Deyshonee Much, Ibn Muhammad, Chris Pelcher, TaaJ Ridley, Alejo Rodriguez, Aaron Rountree, Jon Severe, Jan Svandrlik, Jordan Washington, and Isaiah Williams.**

• Prior to Iona, Cluess' LIU Post Pioneers earned a 23-6 overall record in his last season, earning victories in 19 of their last 21 contests. The squad earned its fourth straight berth in the East Coast Conference championship game. Cluess was named the ECC Co-Coach of the Year for the third straight time.

• In 2008-09, LIU Post had its finest season in history, setting a school record with 30 victories. Standing among the top 10 teams in the nation from January through March in 2009, the Pioneers were ranked as high as No. 2 that year.

• The squad posted an undefeated regular season, winning all 24 games for the first time in school history. LIU Post won its second straight ECC regular season and tournament championship titles and defeated Bentley in overtime in front of thousands on their home court to win the NCAA East Region Championship title and advance to the Elite Eight Tournament in Springfield, Mass.

• For his outstanding efforts, Cluess was named the Basketball Times Division II Co-Coach of the Year as well as Metropolitan Basketball Writers Association Division II Coach of the Year for the second straight season.

• The 2007-08 season saw Cluess' squad post a 26-5 overall record, including an 18-2 clip in the conference. LIU Post claimed its first regular season and conference titles since the 2003-04 season with a 60-57 win to advance to the NCAA Northeast Regional at Bentley College. He was voted the ECC Coach of the Year by his peers, and was named the MWBA Division II Coach of the Year.

• In 2006-07, his first year at the helm, Cluess guided the Pioneers to a 19-11 record and an appearance in the ECC Championship game.

He improved the team's win total by six from the season before he took over the program.

• Cluess was named the eighth head men's basketball coach in the 50-year history of the Pioneers' program in April of 2006, after spending the 2005-06 campaign as the head men's basketball coach at Suffolk Community College in Brentwood, NY. He led a team of eight players to a 22-10 record overall, as well as a Region XV championship and a fourth-place finish in the NJCAA Division III Tournament. The trip to the national tournament was the first in the Longhorns' history, and Cluess was tabbed the District 5 Coach of the Year.

• Prior to his ascent to the college ranks, Cluess was a standout head coach at St. Mary's High School in Manhasset, NY from 1991-05, where the Gaels went a remarkable 264-78 (.772) during his tenure.

• St. Mary's won a record eight consecutive Nassau-Suffolk CHSAA league championships from 1997-98 to 2004-05. In that final season with Cluess as their mentor, the Gaels went 25-1 and finished the season ranked in the Top 20 nationally after holding the No. 1 ranking for eight weeks of the campaign.

• Cluess helped develop more than 50 players who moved on to the collegiate and professional ranks at St. Mary's including former North Carolina standout and current San Antonio Spur Danny Green.

• He won four state titles and two Federation championships at the Manhasset school. Cluess was a seven-time coach of the year in the high school ranks and earned tournament wins in national tournaments such as the Beach Ball Classic and the Las Vegas Prep Classic.

• Cluess played professional basketball in Europe and Australia after a collegiate career at both St. John's and Hofstra.

• He attended St. John's from 1978-81, before completing his coursework at Hofstra from 1982-83.

• Cluess holds a bachelor's degree in Accounting from Hofstra and currently resides in Floral Park, N.Y. with his wife, Karen, and their two children – Kevin, 22 and T.J., 20.

TIM CLUESS HEAD COACHING RECORD

Year	School	W-L	Home W-L	Conf. W-L	Conf. Tourney	Postseason
1991-05	St. Mary's HS	265-78				
2005-06	Suffolk CC	22-10				NJCAA D-III
2006-07	C.W. Post	19-11	12-3	13-7 (3rd)	Final	
2007-08	C.W. Post	26-5	14-1	18-2 (1st)	CHAMPION	NCAA D-II NE Regional
2008-09	C.W. Post	30-1	15-0	18-0 (1st)	CHAMPION	NCAA D-II Elite Eight
2009-10	C.W. Post	23-6	15-0	18-3 (1st)	Final	
2010-11	Iona	25-12	12-3	13-5 (2nd)	Final	CIT Final
2011-12	Iona	25-8	10-1	15-3 (1st)	Semifinal	NCAA First Round
2012-13	Iona	20-14	11-1	11-7 (4th)	CHAMPION	NCAA Second Round
2013-14	Iona	22-11	11-2	17-3 (1st)	Final	NIT First Round
2014-15	Iona	26-9	13-0	17-3 (1st)	Final	NIT First Round
2015-16	Iona	22-11	11-2	16-4 (2nd)	CHAMPION	NCAA First Round
2016-17	Iona	22-13	8-4	12-8 (T-3rd)	CHAMPION	NCAA First Round
2017-18	Iona	20-14	8-3	11-7 (4th)	CHAMPION	NCAA First Round
2018-19	Iona	2-8	1-0	0-0		
Head Coach, Iona (9th)		184-100 (.648)	85-16 (.842)	112-40 (.737)		
Head Coach, NCAA (13th)		282-123 (.696)	141-20 (.876)	179-52 (.775)		
Career Head Coach (28th)		569-211 (.729)				

Iona College Notes of Interest

- Founded in 1940, Iona College is a private Catholic liberal arts college of approximately 3,800 undergraduate and graduate students, with professional and pre-professional programs in business as well as arts & sciences.
- Located in New Rochelle, N.Y., 20 minutes northwest of Midtown Manhattan, and also offers graduate programs in Rockland County, N.Y., and Manhattan.
- College President, Dr. Joseph Nyre (pronounced "Nire"), is first president who is not a member of the Congregation of Christian Brothers and began in July 2011.
- Iona courses are taught by talented faculty and attended by those who qualify, regardless of their economic standing. Iona held down tuition increases and increased scholarship aid this year, making the actual cost of attendance for those starting this year lower than the previous year.
- Tradition: Irish Pipe Band plays on campus on first day of school to greet the freshman class and on the last day of class in spring. The Pipers have regularly been among the top college bands in NYC's annual St. Patrick's Day Parade
- A "hot" school -- three of the largest freshman classes in the last decade started this the last three years.




President Joseph (Joe) Nyre, Ph.D.

- In his eighth year as President of Iona College: Young, energetic, passionate President
- First President to not be a Christian Brother
- He and his young family live on campus and are present at basketball games, sporting events and campus events.
- Focused on building Iona's future: academic distinction, athletic distinction, affordability and value proposition
- He is a psychologist who studied at
 - University of Wisconsin-Lacrosse (which honored him in spring 2014 as a distinguished alumnus)
 - University of Missouri
 - University of Kansas
 - Harvard Medical School
- Taught at (NCAA Division I Institutions):
 - University of Kansas
 - Baylor University
 - Harvard Medical School
 - Univ. of Illinois-Chicago College of Medicine
- Naval Veteran
- First-generation college student
- Widely published

Since arriving in 2011, Dr. Nyre and his administration have been recognized for accomplishments — among them:

- Initiating, completing and implementing a comprehensive five-year strategic plan: Advancing our Legacy and Defining Our Future, to advance academic and student distinction, improve the campus infrastructure, increase resources for students and faculty, and promote the Iona story.
- Smallest combined tuition and room/board increases in a decade each of the last two years.
- Increased support for student financial aid, resulting in a declining net cost of attendance and top 100 national ranking (87) for return on investment (ROI).
- Launched new student academic support programs, a student success center, and new academic programs,
- Improved faculty offices and launched new faculty recognition and development programs.
- Substantially grew the College's endowment and annual fund raising.
- Developed and executed a residential housing strategy that included adding over 350 campus beds in less than 14 months.
- Grew campus land holdings by approximately 20 percent.



What Is A Gael?

The symbol of Iona College's athletic teams is the popular Gael. A Gael is anyone of Irish-Gaelic ancestry, consistent with the Irish tradition of Iona. The College was founded in 1940 by the Congregation of Christian Brothers, commonly known as the Irish Christian Brothers.

The Gael, which is depicted as a spunky character, provides Iona with a nickname consistent with the school motto, *certa bonum certamen*, ("fight the good fight") and personifies strength..



IONA COLLEGE

2018-19 Superlatives

Individual Superlatives	IONA HIGHS	OPPONENT HIGHS
Points, Game:	23, 2x (E.J. Crawford), at Yale (12/22/18)	26, John Carroll, vs. Hartford (11/21/18)
Points, 1st Half:	14, E.J. Crawford, vs. Princeton (12/15/18)	15, 2x (Alpha Diallo), at Providence (11/24/18)
Points, 2nd Half:	18, E.J. Crawford, at Yale (12/22/18)	15, George Blagojevic, vs. Hartford (11/21/18)
Points, Overtime:		
Field Goals Made:	9, E.J. Crawford, at Yale (12/22/18)	10, Paul Atkinson, at Yale (12/22/18)
Field Goals Attempted:	18, E.J. Crawford, at Providence (11/24/18)	18, 2x (Teyvion Kirk), at Ohio (11/27/18)
FG Pct. (min. 10 att.):	75.0% (8-12), E.J. Crawford, vs. Hartford (11/21/18)	100% (10-10), Paul Atkinson, at Yale (12/22/18)
FG Pct. (min. 5 att.):	100% (7-7), Niksa Nikolic, at Providence (11/24/18)	100% (10-10), Paul Atkinson, at Yale (12/22/18)
3-Point FG Made:	5, E.J. Crawford, vs. Princeton (12/15/18)	6, Devin Cannady, vs. Princeton (12/15/18)
3-Point FG Attempted:	7, 4x (Gist, Perez), at Yale (12/22/18)	15, Devin Cannady, vs. Princeton (12/15/18)
3-FG% (4 att.):	83.3 (5-6), E.J. Crawford, vs. Princeton (12/15/18)	75.0% (3-4), Drew Friberg, vs. Princeton (12/15/18)
Free Throws Made:	10, E.J. Crawford, at New Mexico (11/13/18)	8, 4x (Marcus Evans), at VCU (12/1/18)
Free Throws Attempted:	14, E.J. Crawford, at New Mexico (11/13/18)	11, Corey Manigault, at New Mexico (11/13/18)
FT% (10 att.):	72.7% (8-11), Rickey McGill, at VCU (12/1/18)	80.0% (8-10), 2x (Marcus Evans), at VCU (12/1/18)
FT% (7 att.):	100% (8-8), Isaiah Still, vs. Long Beach (11/19/18)	88.9% (8-9), Devonte Campbell, vs. Albany (11/9/18)
Rebounds:	11, Tajuan Agee, vs. Columbia (12/9/18)	12, Vance Jackson, at New Mexico (11/13/18)
Off. Rebounds:	4, 3x (Ben Perez), vs. Princeton (12/15/18)	5, 2x (Marcos Santos-Silva), at VCU (12/1/18)
Def. Rebounds:	9, 2x (Tajuan Agee), vs. Columbia (12/9/18)	10, 2x (KJ Byers), vs. Long Beach (11/19/18)
Assists:	9, Rickey McGill, vs. Albany (11/9/18)	8, Jaelin Llewellyn, vs. Princeton (12/15/18)
Turnovers:	5, 3x (Rickey McGill), at VCU (12/1/18)	7, Deishaun Booker, vs. Long Beach (11/19/18)
Blocks:	2, 4x (Niksa Nikolic), at Yale (12/22/18)	4, Corey Douglas, at VCU (12/1/18)
Steals:	5, Isaiah Still, at New Mexico (11/13/18)	4, 2x (Devin Cannady), vs. Princeton (12/15/18)
Minutes Played:	40, 2x (Rickey McGill), vs. Princeton (12/15/18)	40, J.R. Lynch, vs. Hartford (11/21/18)

Team Superlatives	IONA HIGH	IONA LOW	OPPONENT HIGH	OPPONENT LOW
Points	86, vs. Long Beach	59, at VCU	99, at Yale	68, vs. Albany
Points (1st Half)	40, vs. Long Beach	26, vs. Albany	48, 2x (at Yale)	30, vs. Albany
Points (2nd Half)	53, at Yale	28, at Ohio	51, at New Mexico	38, vs. Albany
Victory Margin	5, vs. Hartford	4, vs. Albany	29, at VCU	1, vs. Long Beach
Field Goals Made	30, vs. Princeton	19, at VCU	38, at Yale	21, vs. Albany
Field Goals Att.	70, at Yale	49, vs. Hartford	73, at Ohio	53, at New Mexico
Field Goal Pct.	57.1%, vs. Hartford	32.3%, at Ohio	55.6%, vs. Long Beach	36.2%, vs. Albany
First Half FG%	57.7%, vs. Hartford	27.8%, at Yale	54.5%, 2x (at Yale)	26.3%, vs. Hartford
Second Half FG%	62.1%, vs. Princeton	24.1%, at Ohio	60.7%, vs. Long Beach	38.2%, at VCU
3-Pt FG Made	13, vs. Princeton	4, at VCU	13, vs. Princeton	5, vs. Hartford
3-Pt FG Attempted	35, at Yale	18, vs. Columbia	34, vs. Princeton	17, vs. Long Beach
3-Pt FG%	45.0%, vs. Hartford	21.1%, at VCU	58.8%, vs. Long Beach	26.3%, vs. Hartford
Free Throws Made	26, at New Mexico	8, vs. Princeton	24, at New Mexico	12, 3x (vs. Princeton)
Free Throws Att.	36, at New Mexico	10, vs. Princeton	38, at New Mexico	13, vs. Columbia
Free Throw %	82.1%, vs. Long Beach	58.3%, at Ohio	93.8%, vs. Albany	56.5%, at Yale
Offensive Rebounds	13, at Ohio	4, vs. Hartford	17, 2x (at Yale)	9, 4x (vs. Columbia)
Defensive Rebounds	31, at VCU	17, vs. Long Beach	37, at Ohio	21, 2x (at Providence)
Rebounds	40, at VCU	26, vs. Hartford	53, 2x (at Yale)	30, vs. Hartford
Assists	16, 3x (at Ohio)	7, at VCU	30, at Yale	10, vs. Albany
Turnovers	23, 2x (at VCU)	7, at Yale	25, vs. Long Beach	8, at VCU
Steals	14, vs. Long Beach	3, 2x (vs. Princeton)	14, at VCU	0, vs. Albany
Blocked Shots	4, vs. Princeton	0, at Providence	7, at VCU	0, 2x (vs. Hartford)
Possessions	82, at New Mexico	71, vs. Hartford	82, at New Mexico	71, vs. Hartford
Double Digit Scorers	5, 2x (vs. Princeton)	2, 2x (at VCU)	5, 4x (vs. Princeton)	3, vs. Albany

Career Statistics For Current Players

Agee, Tajuan

			Total		3-Point		F-Throws		Rebounds											Scoring	
Season	gp-gs	min/avg	fg-fga	pct	fg-fga	pct	ft-fa	pct	off	def	tot	avg	pf	fo	ast	to	blk	stl	pts	avg	
2018-19	10-6	222/22.2	39-78	.500	11-26	.423	25-37	.676	10	48	58	5.8	40	5	8	26	4	11	114	11.4	
TOTAL	10-6	222/22.2	39-78	.500	11-26	.423	25-37	.676	10	48	58	5.8	40	5	8	26	4	11	114	11.4	

Crawford, E.J.

			Total		3-Point		F-Throws		Rebounds											Scoring	
Season	gp-gs	min/avg	fg-fga	pct	fg-fga	pct	ft-fa	pct	off	def	tot	avg	pf	fo	ast	to	blk	stl	pts	avg	
2016-17	35-30	874/25.0	110-243	.453	56-125	.448	53-68	.779	19	88	107	3.1	74	2	39	31	7	13	329	9.4	
2017-18	33-29	884/26.8	146-317	.461	50-148	.338	72-90	.800	17	96	113	3.4	59	1	36	33	9	19	414	12.5	
2018-19	10-10	334/33.4	55-118	.466	15-40	.375	41-51	.804	13	37	50	5.0	22	0	14	19	1	6	166	16.6	
TOTAL	78-69	2092/26.8	311-678	.459	121-313	.387	166-209	.794	49	221	270	3.5	155	3	89	83	17	38	909	11.7	

Gist, Asante

			Total		3-Point		F-Throws		Rebounds											Scoring	
Season	gp-gs	min/avg	fg-fga	pct	fg-fga	pct	ft-fa	pct	off	def	tot	avg	pf	fo	ast	to	blk	stl	pts	avg	
2016-17*	31-29	986/31.8	158-422	.374	64-189	.339	114-155	.735	10	69	79	2.5	96	4	118	105	1	29	494	15.9	
2017-18*	6-5	165/27.5	17-44	.386	7-18	.389	7-15	.467	1	17	18	3.0	16	0	16	11	0	3	48	8.0	
2018-19	10-9	268/26.8	33-87	.379	13-49	.265	25-33	.758	5	21	26	2.6	24	1	19	19	0	12	104	10.4	
TOTAL	10-9	268/26.8	33-87	.379	13-49	.265	25-33	.758	5	21	26	2.6	24	1	19	19	0	12	104	10.4	
All*	47-43	1419/30.2	208-553	.376	84-256	.328	146-203	.719	16	107	123	2.6	136	5	153	135	1	44	646	13.7	

* Statistics from prior team/school

Hudson, Payton

			Total		3-Point		F-Throws		Rebounds											Scoring	
Season	gp-gs	min/avg	fg-fga	pct	fg-fga	pct	ft-fa	pct	off	def	tot	avg	pf	fo	ast	to	blk	stl	pts	avg	
2018-19	7-0	33/4.7	0-3	.000	0-2	.000	0-0	.000	0	1	1	0.1	3	0	4	1	0	3	0	0.0	
TOTAL	7-0	33/4.7	0-3	.000	0-2	.000	0-0	.000	0	1	1	0.1	3	0	4	1	0	3	0	0.0	

Maxwell, Jahnathan

			Total		3-Point		F-Throws		Rebounds											Scoring	
Season	gp-gs	min/avg	fg-fga	pct	fg-fga	pct	ft-flt	pct	off	def	tot	avg	pf	fo	ast	to	blk	stl	pts	avg	
2018-19	10-0	117/11.7	13-28	.464	3-15	.200	2-4	.500	6	11	17	1.7	22	1	7	7	2	7	31	3.1	
TOTAL	10-0	117/11.7	13-28	.464	3-15	.200	2-4	.500	6	11	17	1.7	22	1	7	7	2	7	31	3.1	

McGill, Rickey

			Total		3-Point		F-Throws		Rebounds										Scoring	
Season	gp-gs	min/avg	fg-fga	pct	fg-fga	pct	ft-fa	pct	off	def	tot	avg	pf	fo	ast	to	blk	stl	pts	avg
2015-16	30-0	316/10.5	35-75	.467	7-25	.280	8-11	.727	5	39	44	1.5	35	0	22	19	2	22	85	2.8
2016-17	35-35	1122/32.1	132-278	.475	27-80	.338	78-99	.788	28	106	134	3.8	88	2	180	70	15	62	369	10.5
2017-18	34-33	1146/33.7	163-363	.449	51-133	.383	80-114	.702	24	113	137	4.0	71	1	189	94	4	52	457	13.4
2018-19	10-10	367/36.7	41-96	.427	8-33	.242	40-52	.769	6	37	43	4.3	31	1	56	30	2	23	130	13.0
TOTAL	109-78	2951/27.1	371-812	.457	93-271	.343	206-276	.746	63	295	358	3.3	225	4	447	213	23	159	1041	9.6

Nikolic, Niksa

			Total		3-Point		F-Throws		Rebounds											Scoring	
Season	gp-gs	min/avg	fg-fga	pct	fg-fga	pct	ft-fla	pct	off	def	tot	avg	pf	fo	ast	to	blk	stl	pts	avg	
2018-19	10-4	131/13.1	19-32	.594	0-0	.000	5-12	.417	18	9	27	2.7	18	1	4	14	4	3	43	4.3	
TOTAL	10-4	131/13.1	19-32	.594	0-0	.000	5-12	.417	18	9	27	2.7	18	1	4	14	4	3	43	4.3	

Career Statistics For Current Players

Perez, Ben

			Total		3-Point		F-Throws		Rebounds											Scoring	
Season	gp-gs	min/avg	fg-fga	pct	fg-fga	pct	ft-fla	pct	off	def	tot	avg	pf	fo	ast	to	blk	stl	pts	avg	
2015-16*	25-0	249/10.0	27-80	.338	16-60	.267	3-4	.750	6	14	20	0.8	17	0	5	10	5	10	73	2.9	
2018-19	7-1	147/21.0	17-46	.370	11-33	.333	1-2	.500	5	8	13	1.9	9	0	5	3	0	1	46	6.6	
TOTAL	7-1	147/21.0	17-46	.370	11-33	.333	1-2	.500	5	8	13	1.9	9	0	5	3	0	1	46	6.6	
All*	32-1	396/12.4	44-126	.349	27-93	.290	4-6	.667	11	22	33	1.0	26	0	10	13	5	11	119	3.7	

* Statistics from prior team/school

Ristanovic, Andrija

			Total		3-Point		F-Throws		Rebounds											Scoring	
Season	gp-gs	min/avg	fg-fga	pct	fg-fga	pct	ft-fa	pct	off	def	tot	avg	pf	fo	ast	to	blk	stl	pts	avg	
2018-19	10-1	117/11.7	14-31	.452	11-24	.458	3-3	1.000	3	20	23	2.3	10	0	6	7	5	5	42	4.2	
TOTAL	10-1	117/11.7	14-31	.452	11-24	.458	3-3	1.000	3	20	23	2.3	10	0	6	7	5	5	42	4.2	

Still, Isaiah

Season	gp-gs	min/avg	Total		3-Point		F-Throws		Rebounds											Scoring	
			fg-fga	pct	fg-fga	pct	ft-fla	pct	off	def	tot	avg	pf	fo	ast	to	blk	stl	pts	avg	
2015-16*	29-23	880/30.3	84-238	.353	31-107	.290	88-128	.688	18	91	109	3.8	66	0	47	50	7	17	287	9.9	
2016-17*	31-31	1011/32.6	152-396	.384	60-184	.326	124-197	.629	31	113	144	4.6	65	1	55	70	7	28	488	15.7	
2018-19	10-9	265/26.5	25-68	.368	9-34	.265	24-36	.667	7	32	39	3.9	24	0	16	23	4	11	83	8.3	
TOTAL	10-9	265/26.5	25-68	.368	9-34	.265	24-36	.667	7	32	39	3.9	24	0	16	23	4	11	83	8.3	
All*	70-63	2156/30.8	261-702	.372	100-325	.308	236-361	.654	56	236	292	4.2	155	1	118	143	18	56	858	12.3	

* Statistics from prior team/school

2018-19 Iona College Season/Career Stats

SEASON STATISTICS

CAREER STATISTICS

SUMMARY	gp-gs	min/g	fg%	3fg%	ft%	r/g	a/g	stl	blk	pts/g	gp-gs	min/g	fg%	3fg%	ft%	r/g	a/g	stl	blk	pts/g
Crawford, E.J.	10-10	33.4	.466	.375	.804	5.0	1.4	6	1	16.6	78-69	26.8	.459	.387	.794	3.5	1.1	38	17	11.7
McGill, Rickey	10-10	36.7	.427	.242	.769	4.3	5.6	23	2	13.0	109-78	27.1	.457	.343	.746	3.3	4.1	159	23	9.6
Agee, Tajuan	10-6	22.2	.500	.423	.676	5.8	0.8	11	4	11.4	10-6	22.2	.500	.423	.676	5.8	0.8	11	4	11.4
Gist, Asante	10-9	26.8	.379	.265	.758	2.6	1.9	12	0	10.4	10-9	26.8	.379	.265	.758	2.6	1.9	12	0	10.4
Still, Isaiah	10-9	26.5	.368	.265	.667	3.9	1.6	11	4	8.3	10-9	26.5	.368	.265	.667	3.9	1.6	11	4	8.3
Perez, Ben	7-1	21.0	.370	.333	.500	1.9	0.7	1	0	6.6	7-1	21.0	.370	.333	.500	1.9	0.7	1	0	6.6
Nikolic, Niksa	10-4	13.1	.594	.000	.417	2.7	0.4	3	4	4.3	10-4	13.1	.594	.000	.417	2.7	0.4	3	4	4.3
Ristanovic, Andrija	10-1	11.7	.452	.458	1.000	2.3	0.6	5	5	4.2	10-1	11.7	.452	.458	1.000	2.3	0.6	5	5	4.2
Maxwell, Jahnathan	10-0	11.7	.464	.200	.500	1.7	0.7	7	2	3.1	10-0	11.7	.464	.200	.500	1.7	0.7	7	2	3.1
Hudson, Payton	7-0	4.7	.000	.000	.000	0.1	0.6	3	0	0.0	7-0	4.7	.000	.000	.000	0.1	0.6	3	0	0.0

SCORING	fg-fga	fg%	3fg-fga	3fg%	ft-fa	ft%	pts	pts/g	fg-fga	fg%	3fg-fga	3fg%	ft-fa	ft%	pts	pts/g
Crawford, E.J.	55-118	.466	15-40	.375	41-51	.804	166	16.6	311-678	.459	121-313	.387	166-209	.794	909	11.7
McGill, Rickey	41-96	.427	8-33	.242	40-52	.769	130	13.0	371-812	.457	93-271	.343	206-276	.746	1041	9.6
Agee, Tajuan	39-78	.500	11-26	.423	25-37	.676	114	11.4	39-78	.500	11-26	.423	25-37	.676	114	11.4
Gist, Asante	33-87	.379	13-49	.265	25-33	.758	104	10.4	33-87	.379	13-49	.265	25-33	.758	104	10.4
Still, Isaiah	25-68	.368	9-34	.265	24-36	.667	83	8.3	25-68	.368	9-34	.265	24-36	.667	83	8.3
Perez, Ben	17-46	.370	11-33	.333	1-2	.500	46	6.6	17-46	.370	11-33	.333	1-2	.500	46	6.6
Nikolic, Niksa	19-32	.594	0-0	.000	5-12	.417	43	4.3	19-32	.594	0-0	.000	5-12	.417	43	4.3
Ristanovic, Andrija	14-31	.452	11-24	.458	3-3	1.000	42	4.2	14-31	.452	11-24	.458	3-3	1.000	42	4.2
Maxwell, Jahnathan	13-28	.464	3-15	.200	2-4	.500	31	3.1	13-28	.464	3-15	.200	2-4	.500	31	3.1
Hudson, Payton	0-3	.000	0-2	.000	0-0	.000	0	0.0	0-3	.000	0-2	.000	0-0	.000	0	0.0

TOTALS	o-reb	d-reb	t-reb	pf	fo	ast	to	a/to	o-reb	d-reb	t-reb	pf	fo	ast	to	a/to
Crawford, E.J.	13	37	50	22	0	14	19	0.7	49	221	270	155	3	89	83	1.1
McGill, Rickey	6	37	43	31	1	56	30	1.9	63	295	358	225	4	447	213	2.1
Agee, Tajuan	10	48	58	40	5	8	26	0.3	10	48	58	40	5	8	26	0.3
Gist, Asante	5	21	26	24	1	19	19	1.0	5	21	26	24	1	19	19	1.0
Still, Isaiah	7	32	39	24	0	16	23	0.7	7	32	39	24	0	16	23	0.7
Perez, Ben	5	8	13	9	0	5	3	1.7	5	8	13	9	0	5	3	1.7
Nikolic, Niksa	18	9	27	18	1	4	14	0.3	18	9	27	18	1	4	14	0.3
Ristanovic, Andrija	3	20	23	10	0	6	7	0.9	3	20	23	10	0	6	7	0.9
Maxwell, Jahnathan	6	11	17	22	1	7	7	1.0	6	11	17	22	1	7	7	1.0
Hudson, Payton	0	1	1	3	0	4	1	4.0	0	1	1	3	0	4	1	4.0

2018-19 Gaels By The Numbers... *(under Cluess in parenthesis)*

Iona Record:		When Iona Scores		When opponents make more FTs 1-3 (59-58)
Overall	2-8 (184-100)	Less than 50 points	0-0 (0-0)	When opponents shoot more FTs 0-5 (61-61)
MAAC	0-0 (112-40)	50-59 points	0-1 (0-8)	When free throws made are equal 0-0 (12-3)
At the Hynes Athletics Center	1-0 (85-16)	60-69 points	0-1 (16-20)	When free throws shot are equal 0-0 (6-4)
On the Road	0-5 (71-60)	70-79 points	1-2 (55-40)	From Behind the Arc:
Neutral Sites	1-3 (28-24)	80-89 points	1-4 (67-22)	When Iona makes more threes 1-1 (123-34)
MAAC Home Games	0-0 (61-13)	90-99 points	0-0 (34-6)	When opponents make more threes 1-4 (38-57)
MAAC Away Games	0-0 (48-27)	More than 99 points	0-0 (12-4)	Three pointers are equal 0-3 (23-9)
MAAC Neutral Games	0-0 (3-0)	When Opponent Scores:		Rebounds:
Leading at the half	1-1 (143-29)	Less than 50 points	0-0 (2-0)	When Iona out rebounds opponent..... 0-1 (95-24)
Trailing at the half	1-6 (33-65)	50-59 points	0-0 (25-0)	When opponent out rebounds Iona..... 2-7 (81-72)
Tied at the half	0-1 (8-6)	60-69 points	1-0 (59-11)	When rebounds are equal..... 0-0 (8-4)
Overtime	0-0 (10-10)	70-79 points	1-1 (68-24)	Assists:
After a win	0-2 (124-60)	80-89 points	0-4 (25-37)	When Iona has more assists 2-0 (144-29)
After a loss	2-6 (60-40)	90-99 points	0-3 (5-22)	When opponent has more assists 0-8 (28-66)
Day of the Week:		More than 99 points	0-0 (0-6)	When assists are equal 0-0 (12-5)
Sunday	0-1 (48-24)	When Iona's FG Percentage is:		Turnovers:
Monday	0-1 (13-12)	Less than 35%	0-1 (3-12)	When Iona has more TOs 1-5 (56-49)
Tuesday	0-2 (14-14)	35-39.9%	0-1 (7-16)	When opponent has more TOs 1-3 (117-45)
Wednesday	1-0 (19-6)	40-44.9%	1-3 (30-37)	When turnovers are equal 0-0 (11-6)
Thursday	0-0 (7-13)	45-49.9%	0-2 (58-21)	Margin of Victory/Loss:
Friday	1-0 (52-14)	50% or higher	1-1 (86-14)	1 point..... 0-1 (5-8)
Saturday	0-4 (31-17)	When Opponents' FG Percentage is:		2 points..... 0-0 (3-9)
Month:		Less than 35%	0-0 (17-0)	4 points or less..... 1-3 (37-35)
November	2-4 (24-22)	35-39.9%	1-0 (44-7)	5-9 points..... 1-1 (42-33)
December	0-4 (37-29)	40-44.9%	0-2 (52-29)	Less than 10..... 2-4 (79-68)
January	0-0 (52-19)	45-49.9%	1-3 (48-24)	10 or more..... 0-4 (105-32)
February	0-0 (46-17)	50% or higher	0-3 (23-40)	10-14 points..... 0-1 (36-15)
March	0-0 (25-13)	At the Free Throw Line:		15-19 points..... 0-1 (35-8)
Tip-off Time		When Iona makes more FTs	1-5 (113-39)	20 or more points..... 0-2 (34-9)
Day games	1-5 (65-36)	When Iona shoots more FTs.....	2-3 (117-35)	
Night games (after 5 p.m.)	1-3 (119-64)			

2018-19 Starting Lineups *(Four combinations in 2018-19)*

Opponent	F	F	G	G	G	Record
ALBANY	Agee	Still	Crawford	Gist	McGill	-
at New Mexico	Agee	Still	Crawford	Gist	McGill	-
vs. Long Beach State	Agee	Still	Crawford	Gist	McGill	-
vs. Hartford	Nikolic	Still	Crawford	Gist	McGill	-
at Providence	Nikolic	Still	Crawford	Gist	McGill	-
at Ohio	Nikolic	Agee	Crawford	Gist	McGill	0-1
at VCU	Agee	Still	Crawford	Gist	McGill	-
vs. Columbia	Nikolic	Still	Crawford	Gist	McGill	1-2
vs. Princeton	Agee	Still	Crawford	Gist	McGill	1-4
at Yale	Ristanovic	Still	Crawford	Perez	McGill	0-1
HOLY CROSS						
MONMOUTH						
FAIRFIELD						
at Niagara						
at Canisius						
MARIST						
at Monmouth						
RIDER						
at Fairfield						
at Marist						
SIENA						
QUINNIPIAC						
NIAGARA						
at Siena						
SAINT PETER'S						
at Quinnipiac						
CANISIUS						
at Rider						

Season/Career Highs

#0 - RICKEY MCGILL

Season High		Career High
16, 2x (at VCU, 12/1/18)	Points	40, at RID (2/25/18)
6, 2x (vs. PRIN, 12/15/18)	Rebounds	12, vs. FDU (12/2/17)
5, 4x (at YALE, 12/22/18)	Field Goals	12, at RID (2/25/18)
3, at Ohio (11/27/18)	3-Pt. FG	5, 3x (at RID, 2/25/18)
8, at VCU (12/1/18)	Free Throws	11, at RID (2/25/18)
9, vs. ALB (11/9/18)	Assists	14, vs. CAN (1/7/17)
2, vs. COL (12/9/18)	Blocks	2, 4x (vs. COL, 12/9/18)
4, 2x (vs. COL, 12/9/18)	Steals	5, 2x (vs. MAN, 3/3/18)
40, 2x (vs. PRIN, 12/15/18)	Minutes	41, 3x (at SIE, 2/12/18)

#1 - ISAIAH STILL

Season High		Career High
16, vs. LB (11/19/18)	Points	28, vs. SHU (2/5/17)
8, 3x (at VCU, 12/1/18)	Rebounds	11, vs. LIU (3/1/17)
5, 2x (vs. COL, 12/9/18)	Field Goals	10, at DEP (11/13/16)
2, 3x (vs. HART, 11/21/18)	3-Pt. FG	6, vs. SHU (2/5/17)
8, vs. LB (11/19/18)	Free Throws	9, 2x (at CCSU, 2/18/17)
3, 3x (vs. PRIN, 12/15/18)	Assists	6, vs. SFU (1/12/17)
2, at VCU (12/1/18)	Blocks	2, at VCU (12/1/18)
5, at NM (11/13/18)	Steals	5, at NM (11/13/18)
39, at VCU (12/1/18)	Minutes	42, at SFU (1/27/17)

#2 - E.J. CRAWFORD

Season High		Career High
23, at YALE (12/22/18)	Points	26, vs. FFD (1/29/18)
9, at Ohio (11/27/18)	Rebounds	9, at Ohio (11/27/18)
9, at YALE (12/22/18)	Field Goals	9, 2x (at YALE, 12/22/18)
5, vs. PRIN (12/15/18)	3-Pt. FG	5, vs. PRIN (12/15/18)
10, at NM (11/13/18)	Free Throws	10, at NM (11/13/18)
5, vs. HART (11/21/18)	Assists	5, vs. HART (11/21/18)
1, vs. HART (11/21/18)	Blocks	1, 17x (vs. HART, 11/21/18)
2, vs. LB (11/19/18)	Steals	3, vs. MAN (2/23/18)
38, at PROV (11/24/18)	Minutes	40, vs. FFD (1/29/18)

#3 - ASANTE GIST

Season High		Career High
20, 2x (at YALE, 12/22/18)	Points	28, at BEL (2/16/17)
5, 2x (vs. COL, 12/9/18)	Rebounds	7, vs. IUPUI (11/11/16)
6, 3x (at YALE, 12/22/18)	Field Goals	10, at BEL (2/16/17)
3, 3x (at YALE, 12/22/18)	3-Pt. FG	6, vs. PEAY (2/1/17)
7, at PROV (11/24/18)	Free Throws	16, vs. IUPUI (11/11/16)
4, 2x (at YALE, 12/22/18)	Assists	6, 4x (at NSU, 12/19/16)
0	Blocks	1, vs. WISE (12/28/16)
4, vs. LB (11/19/18)	Steals	4, vs. LB (11/19/18)
38, at PROV (11/24/18)	Minutes	43, vs. PEAY (2/1/17)

#5 - BEN PEREZ

Season High		Career High
13, vs. PRIN (12/15/18)	Points	13, vs. PRIN (12/15/18)
7, vs. PRIN (12/15/18)	Rebounds	7, vs. PRIN (12/15/18)
5, vs. PRIN (12/15/18)	Field Goals	5, vs. PRIN (12/15/18)
4, at NM (11/13/18)	3-Pt. FG	4, at NM (11/13/18)
1, vs. LB (11/19/18)	Free Throws	2, vs. ILL ST (11/13/15)
3, vs. LB (11/19/18)	Assists	3, vs. LB (11/19/18)
0	Blocks	1, 5x (vs. UNLV, 3/5/16)
1, vs. LB (11/19/18)	Steals	2, 3x (vs. IPFW, 3/15/16)
33, vs. PRIN (12/15/18)	Minutes	33, vs. PRIN (12/15/18)

#10 - ANDRIJA RISTANOVIC

Season High		Career High
11, vs. PRIN (12/15/18)	Points	11, vs. PRIN (12/15/18)
8, at YALE (12/22/18)	Rebounds	8, at YALE (12/22/18)
4, vs. PRIN (12/15/18)	Field Goals	4, vs. PRIN (12/15/18)
3, 2x (vs. PRIN, 12/15/18)	3-Pt. FG	3, 2x (vs. PRIN, 12/15/18)
2, vs. LB (11/19/18)	Free Throws	2, vs. LB (11/19/18)
2, at YALE (12/22/18)	Assists	2, at YALE (12/22/18)
1, 5x (vs. PRIN, 12/15/18)	Blocks	1, 5x (vs. PRIN, 12/15/18)
2, vs. ALB (11/9/18)	Steals	2, vs. ALB (11/9/18)
26, at YALE (12/22/18)	Minutes	26, at YALE (12/22/18)

#12 - TAJUAN AGEE

Season High		Career High
23, at Ohio (11/27/18)	Points	23, at Ohio (11/27/18)
11, vs. COL (12/9/18)	Rebounds	11, vs. COL (12/9/18)
8, at Ohio (11/27/18)	Field Goals	8, at Ohio (11/27/18)
3, at Ohio (11/27/18)	3-Pt. FG	3, at Ohio (11/27/18)
4, 3x (at Ohio, 11/27/18)	Free Throws	4, 3x (at Ohio, 11/27/18)
3, at PROV (11/24/18)	Assists	3, at PROV (11/24/18)
1, 4x (vs. PRIN, 12/15/18)	Blocks	1, 4x (vs. PRIN, 12/15/18)
4, at YALE (12/22/18)	Steals	4, at YALE (12/22/18)
30, vs. COL (12/9/18)	Minutes	30, vs. COL (12/9/18)

#13 - JAHNATHAN MAXWELL

Season High		Career High
9, vs. LB (11/19/18)	Points	9, vs. LB (11/19/18)
4, 2x (at Ohio, 11/27/18)	Rebounds	4, 2x (at Ohio, 11/27/18)
4, vs. LB (11/19/18)	Field Goals	4, vs. LB (11/19/18)
1, 4x (at VCU, 12/1/18)	3-Pt. FG	1, 4x (at VCU, 12/1/18)
1, 2x (at YALE, 12/22/18)	Free Throws	1, 2x (at YALE, 12/22/18)
2, 2x (vs. COL, 12/9/18)	Assists	2, 2x (vs. COL, 12/9/18)
2, vs. PRIN (12/15/18)	Blocks	2, vs. PRIN (12/15/18)
3, at NM (11/13/18)	Steals	3, at NM (11/13/18)
17, at Ohio (11/27/18)	Minutes	17, at Ohio (11/27/18)

#32 - PAYTON HUDSON

Season High		Career High
0	Points	0
1, at Ohio (11/27/18)	Rebounds	1, at Ohio (11/27/18)
0	Field Goals	0
0	3-Pt. FG	0
0	Free Throws	0
3, at YALE (12/22/18)	Assists	3, at YALE (12/22/18)
0	Blocks	0
1, 3x (at VCU, 12/1/18)	Steals	1, 3x (at VCU, 12/1/18)
13, at Ohio (11/27/18)	Minutes	13, at Ohio (11/27/18)

#44 - NIKSA NIKOLIC

Season High		Career High
14, at PROV (11/24/18)	Points	14, at PROV (11/24/18)
8, at PROV (11/24/18)	Rebounds	8, at PROV (11/24/18)
7, at PROV (11/24/18)	Field Goals	7, at PROV (11/24/18)
0	3-Pt. FG	0
2, at VCU (12/1/18)	Free Throws	2, at VCU (12/1/18)
2, at PROV (11/24/18)	Assists	2, at PROV (11/24/18)
2, at YALE (12/22/18)	Blocks	2, at YALE (12/22/18)
1, 3x (at Ohio, 11/27/18)	Steals	1, 3x (at Ohio, 11/27/18)
31, at PROV (11/24/18)	Minutes	31, at PROV (11/24/18)

The Last Time Iona...

Played in Overtime – Siena 82, Iona 78 OT (Feb. 12, 2018)
 Won in Overtime – Iona 87, Quinnipiac 82 2OT (Feb. 2, 2018)
 Played in Double Overtime – Iona 87, Quinnipiac 82 (Feb. 2, 2018)
 Won in Double Overtime – Iona 87, Quinnipiac 82 (Feb. 2, 2018)
 Played in Triple Overtime – Iona 88, Canisius 90 (Jan. 30, 2005)
 Beat a Ranked Opponent – Iona 89, No. 23 Iowa State 72 (Nov. 26, 2005)
 Played a Ranked Opponent – No. 5 Duke 89, Iona 68 (Mar. 15, 2018)
 Won by 15-19 points – 19 – Iona 84, Fairfield 65 (Jan. 7, 2018)
 Won by 20-29 points – 27 – Iona 91, Rider 64 (Jan. 14, 2018)
 Won by 30-39 points – 34 – Iona 98, Marist 64 (Feb. 8, 2018)
 Won by 40-49 points – 44 – Iona 105, Bucknell 61 (Dec. 2, 2000)
 Won by 50 points or more – 50 – Iona 126, Delaware State 76 (Nov. 26, 2014)
Lost by 15-19 points – 15 – Yale 99, Iona 84 (Dec. 22, 2018)
 Lost by 20-29 points – 39 – VCU 88, Iona 59 (Dec. 1, 2018)
 Lost by 30-49 points – 31 – Iona 36, Louisville 67 (Dec. 29, 2007)
 Lost by 50 points or more – 50 – Iona 54, No. 1 UConn 104 (Dec. 20, 2003)
 Scored 100 points or more – 101 – Rider 110, Iona 101 (Feb. 25, 2018)
 Scored 90-99 points – 98 – Iona 98, Marist 64 (Feb. 8, 2018)
Scored 80-89 points – 84 – Yale 99, Iona 84 (Dec. 22, 2018)
 Scored less than 60 points – 59 – VCU 88, Iona 59 (Dec. 1, 2018)
 Scored less than 50 points – 41 – Iona 49, Saint Peter's 48 (Feb. 28, 2010)
 Scored less than 40 points – 39 – Iona 39, Manhattan 52 (Feb. 9, 2009)
 Both teams scored less than 60 – Iona 56, Marist 51 (Feb. 7, 2010)
 Both teams scored less than 50 – Iona 49, Saint Peter's 48 (Feb. 28, 2010)
Allowed an opponent to score 90 or more – Yale 99, Iona 84 (Dec. 22, 2018)
 Allowed an opponent to score 100 or more – 110 – Rider 110, Iona 101 (Feb. 25, 2018)
 Held an opponent to under 60 – 51 – Iona 72, Manhattan 51 (Feb. 24, 2017)
 Held an opponent to under 50 – 40 – Iona 64, Saint Peter's 40 (Jan. 29, 2012)
 Shot 70.0% or better from the floor – 70.0% – vs. Wagner (Dec. 3, 2002)
 Shot 60.0% or better from the floor – 61.7% – vs. Canisius (Jan. 8, 2017)
 Shot 55.0% or better from the floor – 57.1% – vs. Hartford (Nov. 21, 2018)
 Shot 40.0% or lower from the floor – 37.3% – at VCU (Dec. 1, 2018)
 Shot less than 30.0% from the floor – 29.0% – at Valparaiso (Nov. 15, 2015)
 Held an opponent to less than 35.0% from the floor – 33.9% – vs. UC Santa Barbara (Dec. 21, 2016)
 Held an opponent to less than 30.0% from the floor – 28.0% – at Niagara (Jan. 16, 2010)
 Held an opponent to less than 25.0% from the floor – 23.7% – vs. St. Bonaventure (Nov. 19, 2004)
Allowed an opponent to shoot 50.0% or better from the floor – 52.8% – at Yale (Dec. 22, 2018)
 Allowed an opponent to shoot 60.0% or better from the floor – 61.4% – at Rider (Feb. 25, 2018)
 Made 24 or more three-point FGs – 24 – vs. Delaware State (Nov. 26, 2014) (school record)
 Made 20-23 three-point FGs – 20 – at Holy Cross (Dec. 19, 2017)
 Made 19 three-point FG – 19 – vs. Fairfield (Dec. 1, 2015), vs. Monmouth (Mar. 5, 2015)
 Made 18 three-point FG – 18 – vs. Liberty (Dec. 18, 2012), at Albany (Nov. 23, 2010)
 Made 17 three-point FG – 17 – vs. Marist (Dec. 4, 2013)
 Made 16 three-point FG – 16 – vs. Rider (Jan. 14, 2018)
 Made 15 three-point FG – 15 – at Marist (Feb. 8, 2018)
Made 10-14 three-point FG – 10 – at Yale (Dec. 22, 2018)
 Did not make a three-pt. FG – (0-10) at Marist (Dec. 5, 2008)
 Did not allow an opponent to hit a three-pt. FG – vs. St. John's (Dec. 17, 2017)
 Attempted 50 or more FT – 50 (38 made) – at Marist (Jan. 28, 2005)
 Attempted 40 or more FT – 40 (34 made) – vs. Canisius (Mar. 9, 2013)
 Made 35 or more FT – 34 (40 att.) – vs. Canisius (Mar. 9, 2013)
 Made 30 or more FT – 31 (39 att.) – vs. Niagara (Feb. 10, 2005)
 Had 55 or more rebounds – 55 – at Niagara (Dec. 29, 2017)
 Had 50-54 rebounds – 51 – vs. Quinnipiac (Jan. 23, 2016)
 Had 45-49 rebounds – 46 – at Niagara (Feb. 12, 2017)
 Had 40-44 rebounds – 40 – at VCU (Dec. 1, 2018)
 Had 25 or less rebounds – 24 – vs. Saint Peter's (Mar. 4, 2018)
 Had 35 or more assists – 35 – vs. Delaware State (Nov. 26, 2014) (school record)
 Had 30-34 assists – 34 – vs. Niagara (Jan. 4, 2014)
 Had 28-29 assists – 29 – vs. Marist (Feb. 8, 2015)
 Had 25-27 assists – 25 – vs. Coastal Carolina (Nov. 19, 2017)
 Had 20-24 assists – 21 – vs. Fairfield (Jan. 7, 2018)
 Made 15 or more steals – 15 – vs. Siena (Feb. 13, 2016)
 Made 20 or more steals – 21 – at Marist (Feb. 8, 2018)
 Had 20 or more turnovers – 23 – at VCU (Dec. 1, 2018)
 Had 25 or more turnovers – 25 – at Rider (Jan. 21, 2008)
Had 6-10 turnovers – 7 – at Yale (Dec. 22, 2018)
 Had 5 or less turnovers – 5 – vs. Saint Peter's (Mar. 4, 2018)
 Blocked 10 or more shots – 10 – at Manhattan (Feb. 28, 2014)
 Had seven or more players in double figures – vs. Niagara (Jan. 4, 2014)
 Had six players in double figures – vs. Manhattan (Jan. 27, 2018)
 Had five players in double figures – vs. Princeton (Dec. 15, 2018)
Had four players in double figures – at Yale (Dec. 22, 2018)
 Had zero players in double figures – vs. Siena (Dec. 7, 2009)

The Last Time An Iona player...

Scored 50 or more – 50 – Warren Issac vs. Bates (Dec. 18, 1964)
 Scored 45-49 points – 45 – A.J. English vs. Monmouth (Jan. 15, 2016)
 Scored 40-44 points – 40 – Rickey McGill at Rider (Feb. 25, 2018)
 Scored 35-39 points – 38 – Jordan Washington vs. Rider (Feb. 19, 2017)
 Scored 30-34 points – 30 – Schadrac Casimir vs. Manhattan (Feb. 23, 2018)
 Scored 25-29 points – 29 – Roland Griffin vs. Fairfield (Mar. 5, 2018)
 Scored back-to-back 30+ point efforts – A.J. English at Monmouth, at Siena (Feb. 19-22, 2015)
 Two players had at least 30 points – Mike Glover (34) and Scott Machado (33) vs. Saint Joseph's (Nov. 23, 2011)
Two players had at least 20 points – E.J. Crawford (23) and Asante Gist (20) at Yale (Dec. 22, 2018)
 Three players had at least 20 points – E.J. Crawford (26), Rickey McGill (22), Roland Griffin (21) at Fairfield (Jan. 29, 2018)
 Hit more than 10 3-pt FG – 13 – A.J. English vs. Fairfield (Dec. 1, 2015) (School/MAAC Record)
 Hit 10 3-pt FG – 10 – Sean Armand vs. Siena (Jan. 3, 2012)
 Hit 9 3-pt FG – 9 – Isaiah Williams vs. Monmouth (Mar. 8, 2015)
 Hit 8 3-pt FG – 8 – Deyshonee Much at Canisius (Feb. 5, 2016)
 Hit 7 3-pt FG – 7 – Deyshonee Much at Marist (Feb. 8, 2018)
 Hit 6 3-pt. FG – 6 – Deyshonee Much vs. Fairfield (Jan. 7, 2018)
 Hit 5 3-pt. FG – 5 – E.J. Crawford vs. Princeton (Dec. 15, 2018)
 Made at least 10 free throws – 10 – E.J. Crawford at New Mexico (Nov. 13, 2018)
 Made at least 15 free throws – 16 – Devon Clarke at Fairfield (Dec. 7, 2008)
 Had 20 or more rebounds – 20 – Jonathan Duck vs. Seton Hall (Nov. 24, 1990)
 Had 18 or more rebounds – 18 – David Laury at Marist (Feb. 20, 2015)
 Had 17 or more rebounds – 17 – David Laury at Rhode Island (Mar. 17, 2015)
 Had 15 rebounds or more – 16 – TK Edogi at Niagara (Dec. 29, 2017)
 Two players had 10 rebounds or more – TK Edogi (16) and Roland Griffin (11) at Niagara (Dec. 29, 2017)
 Three players had 10 rebounds or more – David Laury (13), Sean Armand (12), Taaj Ridley (11) vs. Marist (Feb. 7, 2013)
 Had 17 or more assists – 17 – Danny Doyle vs. Fairfield (Feb. 19, 1994) (school record)
 Had 16 assists – 16 – Scott Machado vs. Manhattan (Jan. 12, 2012)
 Had 15 assists – 15 – Scott Machado vs. Nevada (Feb. 18, 2012)
 Had 14 assists – 14 – Rickey McGill vs. Canisius (Jan. 8, 2017)
 Had 13 assists – 13 – A.J. English vs. Monmouth (Feb. 14, 2014)
 Had 12 assists – 12 – Rickey McGill vs. Canisius (Jan. 21, 2018)
 Had 11 assists – 11 – Zach Lewis vs. Saint Peter's (Jan. 5, 2018)
 Had 10 assists – 10 – Rickey McGill vs. Marist (Dec. 31, 2016)
 Had back-to-back 10+ assist efforts – Scott Machado (2 gms, Dec. 21-29, 2011)
 Had three straight 10+ assist efforts – Scott Machado (5 gms, Nov. 17-28, 2011)
 Had four straight 10+ assist efforts – Scott Machado (5 gms, Nov. 17-28, 2011)
 Had five straight 10+ assist efforts – Scott Machado (5 gms, Nov. 17-28, 2011)
 Had 10 or more steals – 10 – Ricky Solver vs. Portland State (Nov. 25, 2005)
 Had at least 9 steals – Ricky Rivers vs. Akron (Dec. 4, 1993)
 Had at least 8 steals – Ricky Solver at Rider (Feb. 11, 2006)
 Had at least 7 steals – A.J. English vs. Monmouth (Jan. 15, 2016)
 Had at least 6 steals – Deyshonee Much vs. NJIT (Dec. 14, 2016)
 Had at least 5 steals – Isaiah Still at New Mexico (Nov. 13, 2018)
 Had 10 or more blocks – 11 – Nakiea Miller vs. Fairfield (March 5, 2000)
 Had at least 9 blocks – Greg Jenkins vs. Manhattan (Jan. 25, 2004)
 Had at least 8 blocks – Nakiea Miller vs. St. Francis NY (Nov. 28, 2000)
 Had at least 7 blocks – Isaiah Williams at Manhattan (Feb. 28, 2014)
 Had at least 6 blocks – Aaron Rountree at Niagara (Feb. 7, 2016)
 Had at least 5 blocks – Taylor Bessick vs. Oregon (Mar. 17, 2017)
 Registered a double-double – Tajuan Agee (16p/11r) vs. Columbia (Dec. 9, 2018)
 Registered back-to-back double-doubles – Jordan Washington (2 gms, Mar. 6-17, 2017)
 Registered three straight double-doubles – Jordan Washington (4 gms, Feb. 14-24, 2017)
 Registered four straight double-doubles – Jordan Washington (4 gms, Feb. 14-24, 2017)
 Registered five straight double-doubles – David Laury (5 gms, Jan. 20-Feb. 4, 2013)
 Registered six straight double-doubles – Mike Glover (8 gms, Nov. 30-Dec. 29, 2010)
 Registered seven straight double-doubles – Mike Glover (8 gms, Nov. 30-Dec. 29, 2010)
 Registered eight straight double-doubles – Mike Glover (8 gms, Nov. 30-Dec. 29, 2010)
 At least two players registered a double-double – Rickey McGill (14p/12a) and TK Edogi (16p/10r) vs. Canisius (Jan. 21, 2018)
 Three or more players registered a double-double – Mike Glover (13p/12r), Taaj Ridley (16p/12r), Scott Machado (14p/11a) vs. Purdue (Nov. 17, 2011)

Iona's Triple-Doubles...

Nakiea Miller (14p/10r/11b) vs. Fairfield (Mar. 5, 2000)
 Scott Machado (10p/11r/10a) vs. Marist (Feb. 12, 2012)

2018-19 Iona Game-By Game Team Statistics

Opponent	Date	Score		Total		3-Pointers		Free throws		Rebounds				pf	a	t/o	blk	stl	pts	avg
				fg-fga	pct	3fg-fga	pct	ft-fta	pct	off	def	tot	avg							
ALBANY	11/09/18	72-68	W	25-57	.439	6-25	.240	16-25	.640	10	24	34	34.0	16	16	13	2	12	72	72.0
at New Mexico	11/13/18	83-90	L	24-60	.400	9-26	.346	26-36	.722	11	23	34	34.0	29	15	15	3	12	83	77.5
vs Long Beach State	11/19/18	85-86	L	26-60	.433	10-31	.323	23-28	.821	10	17	27	31.7	21	11	17	2	14	85	80.0
vs Hartford	11/21/18	80-75	W	28-49	.571	9-20	.450	15-24	.625	4	22	26	30.3	20	16	14	1	6	80	80.0
at Providence	11/24/18	79-91	L	29-57	.509	6-20	.300	15-18	.833	7	23	30	30.2	16	15	15	0	6	79	79.8
at Ohio	11/27/18	65-89	L	21-65	.323	9-33	.273	14-24	.583	13	26	39	31.7	21	16	17	2	9	65	77.3
at Va. Commonwealth	12/01/18	59-88	L	19-51	.373	4-19	.211	17-23	.739	9	31	40	32.9	27	7	23	3	3	59	74.7
vs Columbia	12/09/18	71-74	L	25-55	.455	5-18	.278	16-20	.800	9	28	37	33.4	16	14	18	2	8	71	74.2
vs Princeton	12/15/18	81-85	L	30-63	.476	13-29	.448	8-10	.800	8	25	33	33.3	16	14	13	4	3	81	75.0
at Yale	12/22/18	84-99	L	29-70	.414	10-35	.286	16-22	.727	7	23	30	33.0	21	15	7	3	9	84	75.9
Iona College		759		256-587	.436	81-256	.316	166-230	.722	88	242	330	33.0	203	139	152	22	82	759	75.9
Opponents		845		295-627	.470	98-255	.384	157-219	.717	123	276	399	39.9	193	178	151	32	62	845	84.5

Games played: 10

Points/game: 75.9

FG Pct: 43.6

3FG Pct: 31.6

FT Pct: 72.2

Rebounds/game: 33.0

Assists/game: 13.9

Turnovers/game: 15.2

Assist/turnover ratio: 0.9

Steals/game: 8.2

Blocks/game: 2.2

2018-19 Opponent Game-By Game Team Statistics

Opponent	Date	Score		Total		3-Pointers		Free throws		Rebounds				pf	a	t/o	blk	stl	pts	avg
				fg-fga	pct	3fg-fga	pct	ft-fta	pct	off	def	tot	avg							
ALBANY	11/09/18	72-68	W	21-58	.362	11-24	.458	15-16	.938	13	26	39	39.0	20	10	22	0	0	68	68.0
at New Mexico	11/13/18	83-90	L	27-53	.509	12-30	.400	24-38	.632	9	32	41	40.0	22	19	20	5	7	90	79.0
vs Long Beach State	11/19/18	85-86	L	30-54	.556	10-17	.588	16-20	.800	9	27	36	38.7	25	13	25	2	6	86	81.3
vs Hartford	11/21/18	80-75	W	27-57	.474	5-19	.263	16-21	.762	9	21	30	36.5	19	12	13	0	6	75	79.8
at Providence	11/24/18	79-91	L	33-67	.493	9-22	.409	16-20	.800	14	21	35	36.2	17	17	12	5	6	91	82.0
at Ohio	11/27/18	65-89	L	35-73	.479	7-22	.318	12-18	.667	16	37	53	39.0	20	23	15	4	6	89	83.2
at Va. Commonwealth	12/01/18	59-88	L	28-66	.424	11-30	.367	21-36	.583	17	27	44	39.7	23	16	8	7	14	88	83.9
vs Columbia	12/09/18	71-74	L	26-63	.413	10-29	.345	12-13	.923	9	23	32	38.8	16	19	12	3	7	74	82.6
vs Princeton	12/15/18	81-85	L	30-64	.469	13-34	.382	12-14	.857	10	26	36	38.4	15	19	11	2	8	85	82.9
at Yale	12/22/18	84-99	L	38-72	.528	10-28	.357	13-23	.565	17	36	53	39.9	16	30	13	4	2	99	84.5
Opponents		845		295-627	.470	98-255	.384	157-219	.717	123	276	399	39.9	193	178	151	32	62	845	84.5
Iona College		759		256-587	.436	81-256	.316	166-230	.722	88	242	330	33.0	203	139	152	22	82	759	75.9

Games played: 10

Points/game: 84.5

FG Pct: 47.0

3FG Pct: 38.4

FT Pct: 71.7

Rebounds/game: 39.9

Assists/game: 17.8

Turnovers/game: 15.1

Assist/turnover ratio: 1.2

Steals/game: 6.2

Blocks/game: 3.2

2018-19 Iona College Game By Game Comparison

Opponent	1st	2nd	Score	Mar	Total FG	FG Pct	3-Pointers	3FG Pct	Free Throws	FT Pct	Rebounds	Assist	T/Over	Block	Steal	Fouls
ALBANY	26/30	46/38	72-68	+4	25-57/21-58	.439/.362	6-25/11-24	.240/.458	16-25/15-16	.640/.938	34/39 (5)	16/10	13/22	2/0	12/0	16/20
New Mexico	39/39	44/51	83-90	(7)	24-60/27-53	.400/.509	9-26/12-30	.346/.400	26-36/24-38	.722/.632	34/41 (7)	15/19	15/20	3/5	12/7	29/22
Long Beach State	40/41	45/45	85-86	(1)	26-60/30-54	.433/.556	10-31/10-17	.323/.588	23-28/16-20	.821/.800	27/36 (9)	11/13	17/25	2/2	14/6	21/25
Hartford	38/33	42/42	80-75	+5	28-49/27-57	.571/.474	9-20/5-19	.450/.263	15-24/16-21	.625/.762	26/30 (4)	16/12	14/13	1/0	6/6	20/19
Providence	32/48	47/43	79-91	(12)	29-57/33-67	.509/.493	6-20/9-22	.300/.409	15-18/16-20	.833/.800	30/35 (5)	15/17	15/12	0/5	6/6	16/17
Ohio	37/43	28/46	65-89	(24)	21-65/35-73	.323/.479	9-33/7-22	.273/.318	14-24/12-18	.583/.667	39/53 (14)	16/23	17/15	2/4	9/6	21/20
Va. Commonwealth	27/46	32/42	59-88	(29)	19-51/28-66	.373/.424	4-19/11-30	.211/.367	17-23/21-36	.739/.583	40/44 (4)	7/16	23/8	3/7	3/14	27/23
Columbia	30/32	41/42	71-74	(3)	25-55/26-63	.455/.413	5-18/10-29	.278/.345	16-20/12-13	.800/.923	37/32 +5	14/19	18/12	2/3	8/7	16/16
Princeton	31/30	50/55	81-85	(4)	30-63/30-64	.476/.469	13-29/13-34	.448/.382	8-10/12-14	.800/.857	33/36 (3)	14/19	13/11	4/2	3/8	16/15
Yale	31/48	53/51	84-99	(15)	29-70/38-72	.414/.528	10-35/10-28	.286/.357	16-22/13-23	.727/.565	30/53 (23)	15/30	7/13	3/4	9/2	21/16

Note: Game totals are displayed in the format TEAM/OPPONENT for each category

2018-19 Iona College Points-Rebounds-Assists

Opponent	Date	Score		00 MCGILL,RIC	01 STILL,ISAI	02 CRAWFORD,E	03 GIST,ASANT	05 PEREZ,BEN	10 RISTANOVIC	12 AGEE,TAJUA
ALBANY	11/09/18	72-68	w	12-2-9	9-8-2	14-5-0	3-1-2	10-3-0	6-3-1	10-6-1
at New Mexico	11/13/18	83-90	L	11-4-8	15-8-1	16-3-1	19-3-3	12-0-1	0-2-0	2-4-0
vs Long Beach State	11/19/18	85-86	L	15-4-4	16-3-3	15-4-0	17-0-0	1-1-3	4-4-1	5-2-0
vs Hartford	11/21/18	80-75	w	12-3-5	8-1-2	19-3-5	9-3-2	3-1-0	9-2-1	12-9-0
at Providence	11/24/18	79-91	L	14-4-8	1-1-0	21-5-1	20-5-1	0-0-0	0-1-0	9-6-3
at Ohio	11/27/18	65-89	L	16-6-5	4-2-1	4-9-2	5-3-4	DNP	6-1-0	23-8-1
at Va. Commonwealth	12/01/18	59-88	L	16-5-3	7-8-1	16-8-0	0-0-2	DNP	0-0-0	9-5-0
vs Columbia	12/09/18	71-74	L	9-5-5	14-6-3	17-7-3	11-5-1	DNP	0-0-0	16-11-0
vs Princeton	12/15/18	81-85	L	12-6-6	9-2-3	21-3-1	0-3-0	13-7-0	11-2-1	15-2-2
at Yale	12/22/18	84-99	L	13-4-3	0-0-0	23-3-1	20-3-4	7-1-1	6-8-2	13-5-1

Opponent	Date	Score		13 MAXWELL,JA	32 HUDSON,PAY	44 NIKOLIC,NI
ALBANY	11/09/18	72-68	w	0-1-0	DNP	8-0-1
at New Mexico	11/13/18	83-90	L	6-1-1	0-0-0	2-3-0
vs Long Beach State	11/19/18	85-86	L	9-4-0	0-0-0	3-3-0
vs Hartford	11/21/18	80-75	w	3-2-1	DNP	5-1-0
at Providence	11/24/18	79-91	L	0-0-0	DNP	14-8-2
at Ohio	11/27/18	65-89	L	5-4-2	0-1-1	2-1-0
at Va. Commonwealth	12/01/18	59-88	L	3-0-0	0-0-0	8-6-1
vs Columbia	12/09/18	71-74	L	4-1-2	0-0-0	0-0-0
vs Princeton	12/15/18	81-85	L	0-3-1	0-0-0	0-1-0
at Yale	12/22/18	84-99	L	1-1-0	0-0-3	1-4-0

2018-19 Holy Cross Crusaders Roster and Statistics

Roster

No.	Name	Cl.	Pos.	Ht.	Wt.	Hometown / High School
0	Caleb Green	So.	G	5-10	175	Londonderry, NH / Proctor Acad.
2	Kyle Copeland	So.	G	6-4	175	Leesburg, VA / Phillips Exeter Acad. (NH)
3	Jacob Grandison	So.	G/F	6-6	196	Oakland, CA / Phillips Exeter Acad. (NH)
4	Austin Butler	So.	G	6-5	212	Latrobe, PA / Greater Latrobe Senior
5	Connor Niego	So.	F	6-8	212	Western Springs, IL / Lyons Township
11	Patrick Benzan	Sr.	G	5-11	177	Wellesley, MA / Roxbury Latin
12	Clayton Le Sann	Jr.	G	6-4	184	Geneva, Switzerland / Cheshire Acad. (CT)
13	Marlon Hargis	Fr.	F	6-7	203	Mays Landing, NJ / St. Augustine Prep
14	Marcellis Perkins	Sr.	G	6-4	185	Chesapeake, VA / Deep Creek
15	Matt Faw	So.	F	6-9	223	King of Prussia, PA / Upper Merion Area
20	Jehyve Floyd	Sr.	F	6-8	240	Sayreville, NJ / Sayreville War Memorial
21	Lincoln Yeutter	Fr.	G	6-2	188	Chevy Chase, MD / Bullis
22	Chris Lovisolo	Fr.	F	6-9	228	Allendale, NJ / Don Bosco Prep
24	D.J. Hart	Fr.	F	6-5	232	Newark, NJ / St. Benedict's Prep
31	Matt Zignorski	Sr.	G	6-2	195	Sparta, NJ / Pope John XXIII
42	Blake Verbeek	Fr.	F	6-10	201	Grand Rapids, MI / Calvin Christian

Head Coach: Bill Carmody (Union '75), fourth season
Assistant Coach: Joe Kennedy (Northwestern '07)
Assistant Coach: Dave Metzendorf (Ithaca '13)
Assistant Coach: Freddie Owens (Wisconsin '05)
Director of Operations: Jeremy Freeman (Cornell '15)

Statistics

RECORD:	OVERALL	HOME	AWAY	NEUTRAL
ALL GAMES	8-4	4-1	2-3	2-0
CONFERENCE	0-0	0-0	0-0	0-0
NON-CONFERENCE	8-4	4-1	2-3	2-0

##	Player	gp-gs	min	avg	Total		3-Point		F-Throw		Rebounds											
					fg-fga	fg%	3fg-fga	3fg%	ft-fa	ft%	off	def	tot	avg	pf	dq	a	to	blk	stl	pts	avg
03	Grandison, Jacob	12-12	419	34.9	66-155	.426	26-68	.382	22-28	.786	8	53	61	5.1	29	1	42	16	3	12	180	15.0
04	Butler, Austin	12-12	404	33.7	54-131	.412	20-50	.400	16-24	.667	16	38	54	4.5	28	1	20	28	0	16	144	12.0
00	Green, Caleb	12-12	443	36.9	49-102	.480	8-34	.235	28-30	.933	5	32	37	3.1	14	0	48	24	0	17	134	11.2
20	Floyd, Jehyve	12-12	338	28.2	47-75	.627	0-0	.000	9-25	.360	22	47	69	5.8	30	1	46	14	33	9	103	8.6
15	Faw, Matt	12-12	272	22.7	31-73	.425	15-43	.349	8-10	.800	7	34	41	3.4	36	2	10	10	8	9	85	7.1
11	Benzan, Patrick	12-0	301	25.1	30-64	.469	3-10	.300	14-24	.583	8	17	25	2.1	21	1	36	12	0	11	77	6.4
05	Niego, Connor	10-0	127	12.7	20-38	.526	6-14	.429	4-7	.571	4	11	15	1.5	18	0	8	3	1	0	50	5.0
12	Le Sann, Clayton	8-0	39	4.9	5-12	.417	3-7	.429	1-2	.500	1	3	4	0.5	2	0	1	2	0	1	14	1.8
02	Copeland, Kyle	9-0	53	5.9	3-14	.214	3-12	.250	2-2	1.000	2	3	5	0.6	4	0	2	4	0	2	11	1.2
13	Hargis, Marlon	6-0	10	1.7	1-3	.333	0-0	.000	0-0	.000	1	0	1	0.2	0	0	0	0	0	0	2	0.3
31	Zignorski, Matt	5-0	12	2.4	0-0	.000	0-0	.000	0-0	.000	0	1	1	0.2	0	0	0	1	0	0	0	0.0
42	Verbeek, Blake	4-0	5	1.3	0-1	.000	0-0	.000	0-0	.000	0	1	1	0.3	0	0	0	1	0	0	0	0.0
21	Yeutter, Lincoln	2-0	2	1.0	0-0	.000	0-0	.000	0-0	.000	0	0	0	0.0	0	0	0	0	1	0	0	0.0
Team											13	15	28				13					
Total.....		12	2425		306-668	.458	84-238	.353	104-152	.684	87	255	342	28.5	182	6	213	128	46	77	800	66.7
Opponents.....		12	2425		281-652	.431	78-259	.301	146-201	.726	136	302	438	36.5	173	1	140	174	44	66	786	65.5

2018-19 Iona College Extended Box Score

RECORD:	OVERALL				HOME				AWAY				NEUTRAL															
	##	Player	gp-gs	min	avg	fg-fga	fg%	3fg-fga	3fg%	ft-fga	ft%	off	def	tot	avg	pf	dq	a	a/g	to	to/g	a/to	blk	blk/g	stl	stl/g	pts	avg
ALL GAMES			10-10	334	33.4	55-118	.466	15-40	.375	41-51	.804	13	37	50	5.0	22	0	14	1.40	19	1.90	0.74	1	0.10	6	0.60	166	16.6
CONFERENCE	00	McGill, Rickey	10-10	367	36.7	41-96	.427	8-33	.242	40-52	.769	6	37	43	4.3	31	1	56	5.60	30	3.00	1.87	2	0.20	23	2.30	130	13.0
NON-CONFERENCE	12	Agee, Tajuan	10-6	222	22.2	39-78	.500	11-26	.423	25-37	.676	10	48	58	5.8	40	5	8	0.80	26	2.60	0.31	4	0.40	11	1.10	114	11.4
	03	Gist, Asante	10-9	268	26.8	33-87	.379	13-49	.265	25-33	.758	5	21	26	2.6	24	1	19	1.90	19	1.90	1.00	0	0.00	12	1.20	104	10.4
	01	Still, Isaiah	10-9	265	26.5	25-68	.368	9-34	.265	24-36	.667	7	32	39	3.9	24	0	16	1.60	23	2.30	0.70	4	0.40	11	1.10	83	8.3
	05	Perez, Ben	7-1	147	21.0	17-46	.370	11-33	.333	1-2	.500	5	8	13	1.9	9	0	5	0.71	3	0.43	1.67	0	0.00	1	0.14	46	6.6
	44	Nikolic, Niksa	10-4	131	13.1	19-32	.594	0-0	.000	5-12	.417	18	9	27	2.7	18	1	4	0.40	14	1.40	0.29	4	0.40	3	0.30	43	4.3
	10	Ristanovic, Andrija	10-1	117	11.7	14-31	.452	11-24	.458	3-3	1.000	3	20	23	2.3	10	0	6	0.60	7	0.70	0.86	5	0.50	5	0.50	42	4.2
	13	Maxwell, Jahnnathan	10-0	117	11.7	13-28	.464	3-15	.200	2-4	.500	6	11	17	1.7	22	1	7	0.70	7	0.70	1.00	2	0.20	7	0.70	31	3.1
	32	Hudson, Payton	7-0	33	4.7	0-3	.000	0-2	.000	0-0	.000	0	1	1	0.1	3	0	4	0.57	1	0.14	4.00	0	0.00	3	0.43	0	0.0
	Total.....		10	2001		256-587	.436	81-256	.316	166-230	.722	88	242	330	33.0	203	9	139	13.90	152	15.20	0.91	22	2.20	82	8.20	759	75.9
	Opponents.....		10	2002		295-627	.470	98-255	.384	157-219	.717	123	276	399	39.9	193	4	178	17.80	151	15.10	1.18	32	3.20	62	6.20	845	84.5

Score by Periods	1st	2nd	Totals
Iona College	331	428	759
Opponents	390	455	845

0	RICKEY MCGILL <ul style="list-style-type: none"> • Preseason All-MAAC First Team performer • Scored 1,000th career point at VCU; 40th player to reach milestone • Shooting 0-for-11 from three-point range over last four games • One of 14 players all-time w/ three MAAC tournament championships 	SENIOR • GUARD • 6-1 • 175 • SPRING VALLEY, NY					
		PPG	RPG	APG	FG%	3FG%	FT%
		13.0	4.3	5.6	42.7	24.2	76.9
1	ISAIAH STILL <ul style="list-style-type: none"> • Has positive A:T ratio over past three games with 6a, 3to • Scored 16 points in 32 min vs. Long Beach State; made 8-of-8 FTA • Had 14 points against Columbia at MSG; first 10+ point game since LBSU • Played season-low 10 minutes against Yale 	JUNIOR • GUARD/FORWARD • 6-6 • 190 • RAHWAY, NJ					
		PPG	RPG	APG	FG%	3FG%	FT%
		8.3	3.9	1.6	36.8	26.5	66.7
2	E.J. CRAWFORD <ul style="list-style-type: none"> • Preseason All-MAAC Third Team performer • Scored season-high 23 points in loss to Yale • Team scoring leader • Avg. 20.3 ppg, 4.3 rpg, 34 mpg over last 3g; 51.3 FG% & 58.3 3FG% 	JUNIOR • GUARD/FORWARD • 6-6 • 210 • HARTFORD, CT					
		PPG	RPG	APG	FG%	3FG%	FT%
		16.6	5.0	1.4	46.6	37.5	80.4
3	ASANTE GIST <small>HARD "G" (LIKE GAS)</small> <ul style="list-style-type: none"> • Season-high 38min, 20p at Providence on 6-12 shooting • Hit go-ahead driving layup with less than 6 sec. left vs. Long Beach before buzzer-beating loss • Scored 20p off bench at Yale; shot 6-for-12 FGA, 3-of-7 3FG • Local product from Northern NJ, played for legendary head coach Bob Hurley at St. Anthony 	JUNIOR • GUARD • 5-11 • 185 • EAST ORANGE, NJ					
		PPG	RPG	APG	FG%	3FG%	FT%
		10.4	2.6	1.9	37.9	26.5	75.8
5	BEN PEREZ <ul style="list-style-type: none"> • Posted career-bests 13p and 7r vs. Princeton • Opened season with back-to-back double-digit efforts vs. Albany & New Mexico • Missed all or parts of four straight games prior to Princeton due to injury • Freshman walk-on at San Diego State as a freshman 	JUNIOR • GUARD • 6-3 • 180 • SAN MARCOS, CA					
		PPG	RPG	APG	FG%	3FG%	FT%
		6.6	1.9	0.7	37.0	33.3	50.0
10	ANDRIJA RISTANOVIC <small>ANN-DREE-UH (LIKE ANDREA) RISS-TANN-OH-VICH</small> <ul style="list-style-type: none"> • Scored career-best 11p in 17min vs. Princeton incl. 8 in two min span to spark a 15-0 run • Played career-high 26 min in first career start at Yale; had 6p & career-best 8r • Helped spark Iona's double-digit comeback at Albany with two deep 3FG late in 1H • Stretch forward that can play inside and out... Sat out last season at Iona with an injury 	FRESHMAN • FORWARD • 6-10 • 200 • BELGRADE, SERBIA					
		PPG	RPG	APG	FG%	3FG%	FT%
		4.2	2.3	0.6	45.2	45.8	100
12	TAJUAN AGEE <small>TA-WAN A-G</small> <ul style="list-style-type: none"> • Had first career double-double against Columbia; 16p/11r in 30min off the bench • Scored career-best 23p on 8-14 shooting at Ohio • Had season-best four steals against Yale • Averaging 15.2p, 6.4r on 50.0 FG% & 52.6 3PT FG% over last five games 	JUNIOR • FORWARD • 6-8 • 215 • CHICAGO, IL					
		PPG	RPG	APG	FG%	3FG%	FT%
		11.4	5.8	0.8	50.0	42.3	67.6
13	JAHNATHAN MAXWELL <small>JOHN-AH-THAN</small> <ul style="list-style-type: none"> • Scored six points in 15 minutes in loss at New Mexico • Added nine points in loss to Long Beach State • Played career-high 17 minutes in loss at Ohio; had five points and four rebounds 	JUNIOR • FORWARD • 6-8 • 230 • VIRGINIA BEACH, VA					
		PPG	RPG	APG	FG%	3FG%	FT%
		3.1	1.7	0.7	46.4	20.0	50.0
32	PAYTON HUDSON <ul style="list-style-type: none"> • Lone true freshman on the squad • Had three assists in five minutes of action against Yale • Played career-best 13 minutes off the bench against Ohio; collected one assist and one rebound 	FRESHMAN • GUARD • 6-0 • 170 • YONKERS, NY					
		PPG	RPG	APG	FG%	3FG%	FT%
		0.0	0.1	0.6	0.0	0.0	0.0
44	NISKA NIKOLIC <small>NICK-SHA NICK-CO-UICH</small> <ul style="list-style-type: none"> • Scored 8p and 6r in 17 minutes off the bench at VCU • Tallied career-best 14 pts on 7-7 shooting in loss at Providence • 66.7% of his rebounds this season have been offensive; 18 of 27 this season 	JUNIOR • FORWARD • 6-8 • 234 • BELGRADE, SERBIA					
		PPG	RPG	APG	FG%	3FG%	FT%
		4.3	2.7	0.4	59.4	0.0	41.7

IONA GAELS TELEVISION AND RADIO SPEED CHART






 RICKEY McGILL #0 SENIOR • GUARD • 6-1 • 175 SPRING VALLEY, NY	 ISAIAH STILL #1 JUNIOR • GUARD/FORWARD • 6-6 • 195 RAHWAY, NJ	 E.J. CRAWFORD #2 JUNIOR • GUARD/FORWARD • 6-6 • 210 HARTFORD, CT	 ASANTE GIST #3 JUNIOR • GUARD • 5-11 • 185 EAST ORANGE, NJ HARD "G" (LIKE GAS)
 BEN PEREZ #5 JUNIOR • GUARD • 6-3 • 180 SAN MARCOS, CA	 ANDRIJA RISTANOVIC #10 FRESHMAN • FORWARD • 6-10 • 200 BELGRADE, SERBIA ANN-DREE-UH (LIKE ANDREA) RISS-TANN-OH-VICH	 TAJUAN AGEE #12 JUNIOR • FORWARD • 6-8 • 215 CHICAGO, IL TA-WAN A-G	 JAHNATHAN MAXWELL #13 JUNIOR • FORWARD • 6-8 • 230 VIRGINA BEACH, VA JOHN-AH-THAN
 ISAIAH ROSS #20 JUNIOR • GUARD • 6-7 • 210 DAVENPORT, IA	 MALIK RHEM #24 JUNIOR • GUARD • 6-3 • 170 BRONX, NY MAH-LEEK REM	 PAYTON HUDSON #32 FRESHMAN • GUARD • 6-8 • 230 YONKERS, NY	 NIKSA NIKOLIC #44 JUNIOR • FORWARD • 6-8 • 235 BELGRADE, SERBIA NICK-SHA NICK-CO-LICH



TIM CLUESS

HEAD COACH

HOFSTRA '83 • NINTH SEASON
CLOOSE

 <p>ERIC EATON</p> <p>ASSISTANT COACH</p> <p>UMASS-DARTMOUTH '97</p>	 <p>TRA ARNOLD</p> <p>ASSISTANT COACH</p> <p>BIOLA '05</p>	 <p>RICKY JOHNS</p> <p>ASSISTANT COACH</p> <p>UTAH '07</p>
 <p>JOHN MATEYKO</p> <p>DIRECTOR OF OPERATIONS</p> <p>AMER. INT'L '83</p>	 <p>RICKY KERINS</p> <p>GRADUATE MANAGER</p> <p>IONA '17</p>	

2018-19 Iona College Overall Statistics

RECORD:	OVERALL	HOME	AWAY	NEUTRAL
ALL GAMES	2-8	1-0	0-5	1-3
CONFERENCE	0-0	0-0	0-0	0-0
NON-CONFERENCE	2-8	1-0	0-5	1-3

##	Player	gp-gs	min	avg	Total		3-Point		F-Throw		Rebounds				pf	dq	a	to	blk	stl	pts	avg
					fg-fga	fg%	3fg-fga	3fg%	ft-fa	ft%	off	def	tot	avg								
02	Crawford, E.J.	10-10	334	33.4	55-118	.466	15-40	.375	41-51	.804	13	37	50	5.0	22	0	14	19	1	6	166	16.6
00	McGill, Rickey	10-10	367	36.7	41-96	.427	8-33	.242	40-52	.769	6	37	43	4.3	31	1	56	30	2	23	130	13.0
12	Agee, Tajuan	10-6	222	22.2	39-78	.500	11-26	.423	25-37	.676	10	48	58	5.8	40	5	8	26	4	11	114	11.4
03	Gist, Asante	10-9	268	26.8	33-87	.379	13-49	.265	25-33	.758	5	21	26	2.6	24	1	19	19	0	12	104	10.4
01	Still, Isaiah	10-9	265	26.5	25-68	.368	9-34	.265	24-36	.667	7	32	39	3.9	24	0	16	23	4	11	83	8.3
05	Perez, Ben	7-1	147	21.0	17-46	.370	11-33	.333	1-2	.500	5	8	13	1.9	9	0	5	3	0	1	46	6.6
44	Nikolic, Niksa	10-4	131	13.1	19-32	.594	0-0	.000	5-12	.417	18	9	27	2.7	18	1	4	14	4	3	43	4.3
10	Ristanovic, Andrija	10-1	117	11.7	14-31	.452	11-24	.458	3-3	1.000	3	20	23	2.3	10	0	6	7	5	5	42	4.2
13	Maxwell, Jahnathan	10-0	117	11.7	13-28	.464	3-15	.200	2-4	.500	6	11	17	1.7	22	1	7	7	2	7	31	3.1
32	Hudson, Payton	7-0	33	4.7	0-3	.000	0-2	.000	0-0	.000	0	1	1	0.1	3	0	4	1	0	3	0	0.0
Team											15	18	33					3				
Total.....		10	2001		256-587	.436	81-256	.316	166-230	.722	88	242	330	33.0	203	9	139	152	22	82	759	75.9
Opponents.....		10	2002		295-627	.470	98-255	.384	157-219	.717	123	276	399	39.9	193	4	178	151	32	62	845	84.5

TEAM STATISTICS	ION	OPP
SCORING	759	845
Points per game	75.9	84.5
Scoring margin	-8.6	-
FIELD GOALS-ATT	256-587	295-627
Field goal pct	.436	.470
3 POINT FG-ATT	81-256	98-255
3-point FG pct	.316	.384
3-pt FG made per game	8.1	9.8
FREE THROWS-ATT	166-230	157-219
Free throw pct	.722	.717
F-Throws made per game	16.6	15.7
REBOUNDS	330	399
Rebounds per game	33.0	39.9
Rebounding margin	-6.9	-
ASSISTS	139	178
Assists per game	13.9	17.8
TURNOVERS	152	151
Turnovers per game	15.2	15.1
Turnover margin	-0.1	-
Assist/turnover ratio	0.9	1.2
STEALS	82	62
Steals per game	8.2	6.2
BLOCKS	22	32
Blocks per game	2.2	3.2
ATTENDANCE	2012	48603
Home games-Avg/Game	1-2012	5-6475
Neutral site-Avg/Game	-	4-4057

Score by Periods	1st	2nd	Totals
Iona College	331	428	759
Opponents	390	455	845

Date	Opponent	Score	Att.
11/09/18	ALBANY	w 72-68	2012
11/13/18	at New Mexico	L 83-90	10188
! 11/19/18	vs Long Beach State	L 85-86	207
! 11/21/18	vs Hartford	w 80-75	487
11/24/18	at Providence	L 79-91	8187
11/27/18	at Ohio	L 65-89	5227
12/01/18	at Va. Commonwealth	L 59-88	7637
@ 12/09/18	vs Columbia	L 71-74	10078
# 12/15/18	vs Princeton	L 81-85	5456
12/22/18	at Yale	L 84-99	1136
12/30/18	HOLY CROSS	1:00 pm	
* 01/03/19	MONMOUTH	7:00 pm	
* 01/05/19	FAIRFIELD	1:00 pm	
* 01/11/19	at Niagara	7:00 pm	
* 01/13/19	at Canisius	2:00 pm	
* 01/18/19	MARIST	7:00 pm	
* 01/20/19	at Monmouth	1:00 pm	
* 01/25/19	RIDER	7:00 pm	
* 01/27/19	at Fairfield	1:00 pm	
* 01/31/19	at Marist	7:00 pm	
* 02/02/19	SIENA	1:00 pm	
* 02/08/19	QUINNIPIAC	7:00 pm	
* 02/10/19	NIAGARA	1:00 pm	
* 02/13/19	at Siena	7:00 pm	
* 02/15/19	SAINT PETER'S	7:00 pm	
* 02/19/19	at Quinnipiac	7:00 pm	
* 02/22/19	at Manhattan	7:00 pm	
* 02/24/19	CANISIUS	1:00 pm	
* 03/01/19	at Rider	7/9:00 pm	

* = MAAC game

! = MGM Resorts Main Event - Las Vegas, NV

@ = MSG Holiday Festival - New York, NY

= Boardwalk Classic - Atlantic City, NJ

