

MBB Contacts: Brian Beyrer (bbeyrer@iona.edu), Jonathan Stanko (jstanko@iona.edu)

February 15, 2019



WATCH LIVE - ESPN+ - Vin Parise and Adam Finkelstein



2018-19 SCHEDULE/RESULTS

Overall: 9-15 H: 6-3 A: 2-9 N: 1-3 MAAC: 7-6

Date	Opponent	Time/Result
11/9/18	ALBANY (ESPN3)	W, 72-68
11/13/18	at New Mexico (Mtn. West Net.)	L, 83-90
	MGM Resorts Main Event	
11/19/18	vs. Long Beach State	L, 85-86
11/21/18	vs. Hartford	W, 80-75
11/24/18	at Providence (YES Network)	L, 79-91
11/27/18	at Ohio (ESPN+)	L, 65-89
12/1/18	at VCU (ESPN+)	L, 59-88
	MSG Holiday Festival - Madison Square Garden	
12/9/18	vs. Columbia (Fox Sports 1)	L, 71-74
	Boardwalk Classic - Atlantic City, NJ	
12/15/18	vs. Princeton (FloHoops.com)	L, 81-85
12/22/18	at Yale (ESPN+)	L, 84-99
12/30/18	HOLY CROSS (ESPN+)	L, 71-78
1/3/19	MONMOUTH* (ESPN3)	W, 103-84
1/5/19	FAIRFIELD* (ESPN3)	W, 94-87
1/11/19	at Niagara*	L, 90-95
1/13/19	at Canisius* (ESPN3)	W, 88-70
1/18/19	MARIST* (ESPN+)	W, 90-77
1/20/19	at Monmouth* (ESPN3)	L, 81-83
1/25/19	RIDER* (ESPN3)	W, 77-71
1/27/19	at Fairfield* (ESPN+)	L, 68-80
1/31/19	at Marist* (ESPN3)	L, 74-78
2/2/19	SIENA* (ESPN3)	L, 54-56
2/8/19	QUINNIPAC* (ESPN+)	L, 65-66
2/10/19	NIAGARA* (ESPN+)	W, 79-76
2/13/19	at Siena* (ESPN+)	W, 57-52
2/15/19	SAINT PETER'S* (ESPN+)	7 p.m.
2/19/19	at Quinnipiac* (ESPN3)	7 p.m.
2/22/19	at Manhattan*	7 p.m.
2/24/19	CANISIUS* (ESPN+)	1 p.m.
3/1/19	at Rider* (ESPN+)	7 p.m.
	MAAC Championship - Albany, NY	
3/7/18	First Round	
3/8-9/18	Quarterfinal	
3/10/18	Semifinal	
3/11/18	Championship Game	
	Home events in CAPS & BOLD; MAAC Games noted by an asterisk	

IONA HOSTS SAINT PETER'S AT THE HYNES CENTER

The Iona College men's basketball team (9-15, 7-6 MAAC) looks for its third straight win when it hosts Saint Peter's (6-17, 3-8 MAAC) at the Hynes Center Friday night. The Gaels and Peacocks square off in their only meeting during the MAAC regular season this year. Iona also welcomes former assistant coach Shaheen Holloway and video coordinator Ryan Whalen back to New Rochelle for the first time since their departure to Seton Hall in 2010.

IONA VS. SAINT PETER'S - SERIES HISTORY

Iona meets Saint Peter's for the 120th time in history this evening making the Peacocks its most frequent opponent (Siena, 114 meetings). The Maroon & Gold's 69 wins vs. Saint Peter's are the most the program has earned against any one opponent (Fairfield, 67). The Gaels are 34-21 all-time in New Rochelle, 8-0 with Tim Cluess at the helm.

SCOUTING SAINT PETER'S (6-17, 3-8 MAAC)

- Senior wing Davauhte Turner leads the Peacocks in scoring with 16.9 ppg. He's also the leading deep threat with 47 3FG and top playmaker (2.7 apg).
- Senior forward Samuel Idowu is No.2 in scoring (11.2) and rebounding (5.1) and leads with 41 blocks.
- Junior wing Quinn Taylor is the leading rebounder (5.4 rpg).
- Saint Peter's was picked to finish 10th in the MAAC preseason poll under first year-head coach and former Iona assistant coach Shaheen Holloway.

GAELS IN MAAC REGULAR SEASON PLAY

Since the inception of the MAAC in the 1981-82 season, Iona has compiled a **383-238 (.617)** record in regular season conference play. The Gaels' **383** wins and **.617** winning percentage are the highest of any current MAAC member. The Gaels became the first MAAC team to reach 375 wins with its win at Saint Peter's on Feb. 10, 2018, five seasons after reaching 300. Iona is currently **84** ahead of Manhattan, the No. 2 team on the list.

GAELS IN MAAC PLAY AT HOME

The Gaels finished 2017-18 with a 6-3 mark at home. Iona has won **37 of its last 48** MAAC regular season contests at the Hynes Center. Iona is **66-15 (.815)** in New Rochelle under head coach Tim Cluess. The Gaels overall record in home conference games is an outstanding **217-88 (.711)**.

Iona vs. Saint Peter's

Overall: 69-50 (.580); 16-3 (Cluess)
Home: 34-21
Away: 26-25
Neutral: 9-4

LAST 15 MEETINGS

Date	W-L	Score	Site
2/26/12	W	98-61	H
12/5/12	L	62-64	A
1/25/13	W	90-71	H
1/26/14	W	71-63	A
2/12/14	W	62-59	H
1/31/15	W	68-61 OT	H
3/1/15	L	60-68	A
1/22/16	W	64-58	H
2/1/16	W	75-67	A
12/2/16	W	79-65	A
1/29/17	W	69-66 OT	H
3/5/17	W	73-65	Albany
1/5/18	W	73-69	H
2/10/18	W	86-77	A
3/4/18	W	65-52	Albany
117 games			
Iona	8,331 pts	70.0 ppg	
SPU	7,995 pts	67.2 ppg	

GAELS VS. PEACOCKS

NAME	GP	MIN	PTS	REB	AST
McGill	7	31.6	11.0	3.9	5.0
Crawford	6	21.5	8.2	3.2	1.3

2018-19 Iona Gaels at a Glance

Name Cl. Pos. Ht. Wt. PPG RPG APG Of Note

Starters (based on last game's starting five)

0	Rickey McGill	Sr.	G	6-2	185	15.0	4.6	5.3	No. 5 in scoring in MAAC games (16.5 ppg), No. 2 in steals (2.4/g), No. 3 with 5.1 apg
2	E.J. Crawford	Jr.	G	6-6	210	17.7	5.0	1.9	No. 2 in scoring in MAAC games (19.0 ppg)...Recorded 11 20+ point efforts in last 16 games
3	Asante Gist	Jr.	G	5-11	185	12.2	2.3	1.9	14.4p, 48.7 FG%, 42.9 3FG%, 2.5 3FG/g in 12g off bench... 9.9 ppg, 35.1 FG%, 26.2 3FG%, 1.3 3FG/g in 12 starts
5	Ben Perez	Jr.	G	6-3	180	9.2	3.3	1.1	Averaging 10.0 ppg, 7.0 rpg in Iona's last two wins
12	Tajuan Agee	Jr.	F	6-8	215	12.6	7.7	1.0	No. 1 in MAAC in reb. overall (7.7) & in MAAC games (8.8/g)... Team leading 8 double-doubles, incl. four w/ 20/10

Reserves

1	Isaiah Still	Jr.	G	6-6	190	7.5	3.2	1.4	Has missed 11 of last 13 games due to injury
10	Andrija Ristanovic	Fr.	F	6-11	215	3.5	3.0	0.6	Has missed last two games (illness)
13	Jahnathan Maxwell	Jr.	F	6-8	230	3.1	2.1	0.6	Both 10+ pt efforts have come at home vs. MON/MAR... Season bests 16p 7r 3a 4.3FG vs. MON
24	Malik Rhem	Jr.	G	6-3	170	0.0	0.0	0.0	Walk-on, spent frosh & soph. seasons as a team manager... Made first appearance vs. MON
32	Payton Hudson	Fr.	G	6-0	170	0.3	0.5	0.4	Lone true freshman on the squad... season-high 24 min at Fairfield
44	Niksa Nikolic	Jr.	F	6-8	234	2.7	2.3	0.4	Has started last six of last nine games he has played... team leader in blocks, FG%



2018-19 MAAC STANDINGS

SCHOOL	MAAC			OVERALL		
	W	L	PCT	W	L	PCT
Monmouth	9	4	.692	10	16	.385
Quinnipiac	8	4	.667	13	10	.565
Canisius	8	4	.667	11	13	.458
Siena	8	5	.615	13	13	.500
IONA	7	6	.538	9	15	.375
Rider	7	6	.538	12	13	.480
Marist	5	7	.417	10	14	.417
Manhattan	5	7	.417	7	17	.292
Niagara	4	8	.333	11	14	.440
Fairfield	4	9	.308	7	18	.280
SAINT PETER'S	3	8	.273	6	17	.261

THIS WEEK'S MAAC ACTION

Tuesday, February 12, 2019

QUINNIPIAC 98, Rider 88 OT

Wednesday, February 13, 2019

IONA 57, SIENA 52

Friday, February 15, 2019

Monmouth at Rider 7 p.m.

Fairfield at Canisius 7 p.m.

Manhattan at Niagara 7 p.m.

SAINT PETER'S AT IONA..... 7 P.M.

Marist at Quinnipiac 8 p.m.

Sunday, February 17, 2019

Marist at Monmouth 2 p.m.

Fairfield at Niagara 2 p.m.

Rider at Saint Peter's 2 p.m.

Quinnipiac at Siena 2 p.m.

Manhattan at Canisius 2 p.m.

Tuesday, February 19, 2019**IONA AT QUINNIPIAC 7 P.M.**

Saint Peter's at Siena 7 p.m.

Friday, February 22, 2019

Niagara at Rider 7 p.m.

Saint Peter's at Marist 7 p.m.

IONA AT MANHATTAN 7 P.M.

Canisius at Monmouth 7 p.m.

Sunday, February 24, 2019**CANISIUS AT IONA 1 P.M.**

Niagara at Saint Peter's 2 p.m.

Marist at Siena 2 p.m.

Quinnipiac at Monmouth 2 p.m.

Manhattan at Fairfield 3:30 p.m.

Wednesday, February 27, 2019

Niagara at Canisius 7:30 p.m.

Friday, March 1, 2019**IONA AT RIDER..... 7 P.M.**

Quinnipiac at Saint Peter's 7 p.m.

Monmouth at Manhattan 7 p.m.

Siena at Canisius 7 p.m.

Marist at Fairfield 7 p.m.

Sunday, March 3, 2019

Fairfield at Saint Peter's 1 p.m.

Manhattan at Quinnipiac 2 p.m.

Rider at Marist 2 p.m.

Siena at Niagara 2 p.m.

20+ POINT EFFORTS

- Four Iona players (Crawford, Gist, Agee, McGill) have combined for 26 20+ point efforts this season, the most in the MAAC.

- Quinnipiac ranks No. 2 with 21 (Young, Kelly, Rigoni, Williams). Niagara (16), Saint Peter's (13) and Siena (12) round out the top 5.

- Quinnipiac's Cameron Young's 14 games with 20 or more points leads the MAAC individual list.

- Iona's **E.J. Crawford** (12) is two ahead of Niagara's Marvin Prochet and Saint Peter's Davauhte Turner.

SULTAN OF SWIPE

- Senior **Rickey McGill** is nine steals shy of becoming the sixth player in school history to record 200 career takeaways.

- McGill is tied for sixth with **Scott Machado** with 191 career steals.

- Three hall of famers hold the top spots on the Gael list: **Rory Grimes** (241), **Steve Burtt** (211) and **Tony Hargraves** (211).

- Ricky Soliver** (210), **Tariq Kirksay** (207) and **Machado** (191) also stand in front of McGill.

IRON HORSE

- McGill**, the MAAC's leader in minutes played, ranks No. 8 in the nation in percentage of minutes played. The Gaels' point guard has played 92.8% of Iona's total minutes this season.

- Siena's Jalen Pickett is No. 2 in the MAAC at 90.0%.

- Under head coach **Tim Cluess**, former Gael **A.J. English** played 91.1% of the team's minutes as a junior in 2013-14 and 90.5% as a senior.

- The top two season performances in the statistic in the MAAC since 2010 are Canisius' Billy Baron (95.3%, 2013-14) and Siena's Kyle Downey (94.2%, 2011-12).

GETTING OFFENSIVE

- Junior **E.J. Crawford** leads all MAAC performers in individual offensive rating among the 34 MAAC players who have a usage rate of 20% or higher.

- Crawford (22.3% Usg) has performed to an offensive efficiency of 115.7. Niagara's Marvin Prochet ranks No. 2 at 113.3 (25.2% Usg) and the MAAC's leading scorer Cameron Young (113.2, 28.2% Usg).

- Among the 72 MAAC players that have played at least 40% of their team's minutes, Crawford's ORtg is No. 5 behind Niagara's Marcus Hammond (12.0% Usg), teammate **Ben Perez** (13.5% Usg), Quinnipiac's Abdulai Bundu (14.4% Usg) and Marist's Ryan Funk (18.8% Usg).

EVERY POSSESSION COUNTS

- 21 of the 68 total MAAC regular contests this season (30.9%) have been decided by four points or less or overtime, the fourth highest percentage among the 32 NCAA Division I conferences.

- Seven of Iona's 13 MAAC contests have come down to the game's final possession. The Gaels earned wins in its last two games.

- By contrast, only three of the 68 MAAC regular season games have been "blowouts" defined by KenPom.com as a game decided by 20+ points, the lowest percentage (4.4%) in NCAA Division I

MILLENNIA MEN

- Junior **E.J. Crawford** became the 41st player in Iona men's basketball history to record 1,000 career points in a 20-point effort at Canisius

- Senior **Rickey McGill** was the 40th with 16 points at VCU on Dec. 1 earlier this season.

- They are the 10th and 11th players under Tim Cluess to reach the mark.

- In eight-plus seasons, Cluess has mentored more than 1/4 of Iona's all-time 1,000 point scorers.

1000 POINT SCORERS UNDER TIM CLUESS

Rk*	Name	Points	Year Reached
3.	A.J. English	2,004	2015 (3rd)
8.	Sean Armand	1,694	2013 (3rd)
12.	Scott Machado	1,613	2012 (3rd)
15.	David Laury	1,465	2015 (3rd)
25.	Lamont Jones	1,287	2013 (2nd)
26.	Mike Glover	1,286	2012 (2nd)
28.	RICKEY MCGILL	1,271	2018 (4TH)
30.	E.J. CRAWFORD	1,167	2019 (3RD)
32.	Schadrac Casimir	1,112	2018 (3rd)
36.	Jordan Washington	1,070	2017 (2nd)
39.	Isaiah Williams	1,044	2016 (3rd)

* - current Iona rank

TOUGH STRETCH

- For just the second time in nine seasons under head coach Tim Cluess Iona dropped four straight MAAC regular season contests.

- In 2011, the Gaels followed four straight losses by four points or less with a nine-game winning streak, and a MAAC final appearance.

- Iona's last three losses have been by a combined total of seven points. Seven of the team's last eight games have been decided in the game's final two possessions.

THERE'S NO PLACE LIKE HOME

- Iona is a 6-3 at home following a 51-day stretch away from the Hynes Center, a span of nine contests in the non-conference season.

- The Gaels played four neutral site games and five true road games.

ROAD WOES

Iona has dropped 11 of its last 13 road contests, its wins coming at Canisius and Siena this season. The win in Buffalo snapped an eight-game road losing streak dating back to the final two MAAC regular season road contests last season. It was the longest since a seven-game slide spanning the 2012-13 and 2013-14 campaigns.

20/20 VISION

- Barring a deep postseason run, Iona's 20+ win season streak will snap at nine following the 2018-19 campaign.

- Iona recorded its ninth straight and 22nd all-time 20+ win seasons in the 76-year history of the program last season.

- It set a program record for consecutive 20+ win seasons, surpassing the previous high of four straight from 1981-85.

- Tim Cluess is the only (of 12 all-time) head coach in program history to earn 20 wins in each of his first eight seasons in New Rochelle. He is also the Iona coach to boast more than four 20+ win seasons as the leader of the Maroon & Gold (Pat Kennedy, 4).

NINE STRAIGHT 20-WIN SEASONS

• The Gaels had an unprecedented run of 20-win seasons in MAAC history. The nine-year stretch more than doubled the previous MAAC mark of four set by the Maroon & Gold from 1981-85 and matched by La Salle (1986-90) and Siena (2006-10).

• In MAAC history, consecutive 20+ win streaks have happened only 17 times.

• Iona has recorded 19 of its 22 20+ win seasons as a member of the MAAC, the most of any league member. Siena has posted 12, Manhattan nine and Saint Peter's eight.

KING OF THE HILL, TOP OF THE LIST

• No team among the 14 NYC Metropolitan Area Division I basketball programs within 30 miles of the center of NY College basketball, Madison Square Garden has won more games than Iona College in the last 23+ seasons (445; Hofstra #2, 420).

• Iona's 20 wins were the third most and .606 winning percentage was the fourth highest in 2017-18 in the Metro Area.

• Since head coach **Tim Cluess** took the reins in 2010-11, Iona's 191 wins and .641 win percentage are also the best in both categories. (Seton Hall, 165 wins; Wagner, .584 win pct.)

• Since 1995-96, the Maroon & Gold hold the lead in wins (445), 25 more than Hofstra, 41 more than No. 3 Seton Hall and the top win percentage (.587).

• Iona's eight postseason appearances (five NCAA, two NIT, one CIT) since 2010-11 are the most during the time frame, **twice as many** as LIU Brooklyn (4 NCAA), Seton Hall (3 NCAA, 1 NIT) and St. John's (two NCAA, two NIT).

TOP NEW YORK METRO TEAMS (2010-18)*

Team	2010-2018		1995-2018	
	W-L	Pct	W-L	Pct
IONA	191-107	.641	445-313	.587
Wagner	160-114	.584	363-346	.512
Seton Hall	165-123	.573	404-340	.543
LIU Brooklyn	158-125	.558	342-372	.479
N.J.I.T.	142-130	.522	294-376	.439
St. John's	148-139	.516	389-357	.521
Hofstra	148-139	.516	420-328	.561

* - all teams with .500 or better record since 2010

ABOUT CONFERENCE TOURNAMENT TITLES

• Iona is one of four NCAA Division I programs to capture its last three straight conference tournament championships, joining Gonzaga (six straight), Kentucky (four straight) and South Dakota State (three straight).

• Only eight programs have won at least four tournament titles in the last seven seasons. Iona's four during the time frame is only eclipsed by Gonzaga (7), New Mexico State (6) and San Diego State (5) while matching the mark of Harvard, Kentucky, Stephen F. Austin, and Texas Southern.

CONFERENCE TOURNAMENT TITLES

School	Conf.	Last 7 Yrs	Consec.
Gonzaga	WCC	6	6
New Mexico St.	WAC	6	2
South Dakota St.	Summit	5	3
Iona	MAAC	4	3
Kentucky	SEC	4	3
S.F. Austin	Southland	4	2
Texas Southern	SWAC	4	2
Harvard	Ivy	4	0

ABOUT NCAA TOURNAMENT APPEARANCES

• 37 of the 351 NCAA Division I programs have appeared in at least five of the last seven NCAA Tournaments. **Only four of the 37 have come from mid-major conferences** (Gonzaga [7], Iona [5], New Mexico State [6] and South Dakota State [5]).

• 21 teams in the 2018 NCAA Tournament have also appeared in the 2016 and 2017 brackets, the last three-in-a-row. Only Gonzaga, Iona and South Dakota State can stake the claim among members of mid-major conferences.

MID-MAJOR PROGRAMS WITH FIVE NCAA APPEARANCES IN LAST SEVEN YEARS*

School	Conf.	#
Gonzaga*	WCC	7
New Mexico St.	WAC	6
Iona*	MAAC	5
South Dakota St.*	Summit	5

* - only mid-major programs to appear in 2016, 2017, 2018 tournaments

EFFICIENT, EFFECTIVE, AND FAST PACED

• Iona currently ranks No. 163 in the nation on Ken Pomeroy's Adjusted Offensive Efficiency (104.6) through 24 games, but have been a perennial top 80 team under **Tim Cluess**.

• Offensive Efficiency is measured by calculating the amount of points a team would score in 100 possessions. Ken Pomeroy's formula adjusts for the quality of opposing defenses, the site of each game, and when each game was played.

• Iona ranks No. 101 (52.6%) in Effective FG%.

• EFG% adjusts for the fact that a three-point field goal is worth one more point than a two-point field goal.

• The Gaels are also 27th "fastest pace" team in the country, averaging 71.6 possessions per game.

TEMPO, EFFICIENCY, EFG% UNDER CLUSS

Year	Tempo	Rnk	Off	Rnk	EFG%	Rnk
2018-19	71.6	27	104.6	163	52.6	101
2017-18	70.7	56	110.3	80	54.1	56
2016-17	70.6	60	110.8	67	53.4	56
2015-16	72.6	31	109.4	85	53.8	33
2014-15	69.9	12	110.4	38	54.7	17
2013-14	69.9	34	118.1	7	57.4	3
2012-13	71.1	8	112.2	19	52.1	47
2011-12	70.7	20	112.9	17	56.5	4
2010-11	69.3	49	111.9	27	54.4	9

MCGILL NAMED MAAC PLAYER OF THE WEEK

• Senior **Rickey McGill** was the leader of the Maroon & Gold offense in its 2-0 start to MAAC play. McGill averaged 22.0 ppg, 4.0 rpg, 6.0 apg and 4.0 spg. He shot 58.3% from the floor and 57.1% from beyond the arc.

• McGill became the 50th Gael to earn a MAAC weekly honor in eight-plus seasons under head coach but the first since **Jordan Washington** on Jan. 2, 2018, just over two years ago.

CLOSE SHAVES

• After playing 15 games decided by five points or less last season (8-6), 12 of Iona's 24 contests (including the last five straight) in 2018-19 have been (4-8) closely contested.

• The school record is 16 games, reached in 2012-13 and 2004-05.

• In 2014-15, the Gaels recorded an 11-4 mark in close games, earning the most wins in program history.

• Iona has recorded four seasons with 15 or more games decided by five or less points, three of them under head coach Tim Cluess, with a **29-28** mark.

FUN WITH NUMBERS**Tim Cluess' record by month...**

Mo.	'11	'12	'13	'14	'15	'16	'17	'18	'19	Total
N	3-3	4-1	3-2	2-2	4-2	1-2	3-2	2-4	2-4	24-22
D	5-2	6-2	4-4	3-4	4-3	4-4	6-3	5-3	0-5	38-30
J	5-4	7-2	7-2	7-2	8-1	6-3	6-3	6-2	5-4	56-23
F	7-1	7-1	1-5	7-1	8-0	8-1	4-4	4-4	2-2	48-19
M	5-2	1-2	5-1	3-2	2-3	3-1	3-1	3-1		24-13
Tot.	25-12	25-8	20-14	22-10	26-9	22-11	22-13	20-14	9-15	191-107

All-Time Win-Loss Records**2,049 games played**

All-Time (1940-present) - 1,182-867 (.577)

Home (1948-present) - 553-185 (.749)

Away (1948-present) - 355-446 (.443)

Neutral (1948-present) - 198-197 (.501)

Overtime games (1947-present) - 58-54 (.518)

Home, Away Neutral not available 1940-47

MAAC Records (1982-present)**621 games played**

MAAC All-Time - 383-238 (.617)

MAAC Home - 217-88 (.711)

MAAC Away - 157-148 (.515)

MAAC Neutral - 9-2 (.818)

MAAC Tournament - 53-26 (.667)

Hynes Athletics Center Records (1974-present)**551 games played**

Overall - 408-143 (.740)

Non-Conference Games - 191-54 (.780)

MAAC Games - 217-88 (.711)

INDIVIDUAL CAREER TOTALS

Player	G	Pts	Reb	Asst	Blk	Stl
McGill	123	1,271	425	518	26	191
Crawford	92	1,167	341	121	20	51
Still	73	872	295	120	19	58
Gist	61	834	151	180	1	48
Ross	66	636	163	51	1	33
Agee	24	303	184	23	18	23
Perez	44	247	82	26	6	27
Ristanovic	20	69	59	11	11	6
Maxwell	22	69	46	13	3	10
Nikolic	21	57	49	8	18	5
Hudson	16	5	8	7	0	4

TALE OF THE TAPE

Iona	Saint Peter's
9-15 / 7-6	Record / MAAC
5-5 (W2)	Last 10 Games (Streak)
287/241/243	RPI*/NET*/KenPom
77.1	Scoring Offense
79.1	Scoring Defense
-2.0	Scoring Margin
.454	FG%
.338	3-pt FG%
.733	FT%
.452	Opponent FG%
.378	Opponent 3-pt FG%
.713	Opponent FT%
33.9-37.4	Rebounding Difference
-3.5	Rebound Margin
13.3	Assists/game
13.3	Turnovers/game
7.0	Steals/game
2.7	Blocks/games

*-from WarrenNolan.com (as of 2/14/19)

FOLLOW @ICGAELS

DOUBLE DIGIT DYNAMICS

Games with:	18-19	17-18	Tot	Rec
at least 10 points				
McGill	21	24	63	36-27
Crawford	21	23	63	35-28
Agee	16	-	16	7-9
Gist	15	3	43	16-27
Perez	9	-	11	6-4
Still	3	-	42	16-26
Maxwell	2	-	2	2-0
Ristanovic	2	-	2	1-1
Nikolic	1	-	1	0-1
Ross	-	19	31	12-19

at least 20 points

Crawford	12	4	17	8-9
Gist	6	0	18	8-10
Agee	5	-	5	2-3
McGill	3	5	12	5-7
Still	0	-	11	7-4
Ross	-	5	5	3-2

at least 30 points

McGill	0	1	1	0-1
--------	---	---	---	-----

at least 40 points

McGill	0	1	1	0-1
--------	---	---	---	-----

at least 10 rebounds

Agee	9	-	9	4-5
Perez	1	0	1	1-0
Still	0	-	2	2-0
McGill	0	1	1	1-0

at least 10 assists

McGill	0	1	4	3-1
--------	---	---	---	-----

Double-Doubles

Agee	8	-	8	3-5
Perez	1	0	1	1-0
McGill	0	2	4	3-1
Still	0	-	2	2-0

Leading Scorer (including ties)

Crawford	15	5	21	9-12
Gist	5	1	20	6-14
McGill	3	6	14	8-6
Agee	4	-	4	2-2
Still	0	-	25	11-14
Ross	-	8	9	4-5

Leading Rebounder (including ties)

Agee	12	-	12	6-6
Crawford	6	4	11	4-7
Still	3	-	10	6-4
McGill	3	5	12	6-6
Ristanovic	3	-	3	0-3
Perez	2	-	2	1-1
Ristanovic	2	-	2	0-2
Nikolic	2	-	2	0-2
Maxwell	1	-	1	0-1
Gist	0	0	1	0-1
Ross	-	5	5	1-4

Leading Assists (including ties)

McGill	19	22	66	35-31
Crawford	3	0	3	2-1
Gist	2	2	20	7-13
Perez	2	0	2	1-1
Nikolic	1	0	1	1-2
Still	0	-	11	4-7
Ross	-	2	3	0-3

IONA ASSISTANT COACH TO COLLEGE HEAD COACH

• A partial list of former Iona assistant coaches that went on to become college basketball head coaches:

Coach	Iona	Head Coach (Yrs)
Steve DeMeo	1996-98	NW Fla. St. (2014-pres)
Jared Grasso	2010-18	Bryant (2018-pres)
Pat Kennedy	1997-80	Six schools (1980-2015)
Shaheen Holloway	2007-10	St. Peter's (2018-pres)
Dave Magarity	1983-86	Marist (1986-2004)
Dan McHale	2007-10	E. Kentucky (2015-18)
Tim O'Toole	1990-01	Fairfield (1998-2006)
Jeff Ruland	1995-98	Iona (1998-2007)
Tim Welsh	1991-95	Iona/Prov. (1995-2008)

HIGH SCORING AFFAIRS

- Iona has reached 100 points **17** times in eight-plus seasons under head coach Tim Cluess, including a single-season program record four times in 2011-12.
- Iona is **13-4** under Cluess and **53-6** all-time when scoring 100 or more.
- The Gaels scored 90 or more points **62** times in **290** (21.3%) games under Cluess and are **50-12**.
- Iona is **116-34** when reaching at least 80 points under Cluess

THIRD TO 100

- Iona head coach Tim Cluess became the third head coach in MAAC history to record 100 regular season wins with the Gaels' win at Marist Feb. 17.
- Cluess joined Joe Mihalich (Niagara) seasons and Jimmy Patsos (Loyola/Siena) in the century club.
- Cluess was also the fastest of the trio to reach the mark (131 games) with Mihalich becoming the first in 159 games and Patsos the second in 188 games.

MAAC REGULAR SEASON WINS LEADERBOARD

Coach	Team	Wins	Years
Joe Mihalich	Niagara	166	15
Jimmy Patsos	Loyola/Siena	132	14
Tim Cluess	Iona	119	8+
John Dunne	Saint Peter's/Marist	97	13+
Jeff Ruland	Iona	89	9
Bobby Gonzalez	Manhattan	85	7

CLUESS RANKS SECOND ALL-TIME IN WINS

- With Iona's win in the 2016 MAAC Championship over Monmouth, head coach **Tim Cluess** became No. 2 on Iona's all-time coaching wins list, surpassing Goal Club Hall of Famer **Jeff Ruland's** mark of 139 over nine seasons.
- Cluess has led Iona to **118 MAAC regular season wins** through eight-plus seasons, **the third most in conference history** behind former Siena/Loyola head coach Jimmy Patsos (132 in 14 seasons) and former Niagara skipper Joe Mihalich (166 in 15 seasons).

IONA'S ALL-TIME COACHING LIST (BY WINS)

Coach	Years	W	L	PCT
Jim McDermott	1948-73 (25)	319	253	.558
TIM CLUESS	2010-PRES (8+)	191	107	.640
Jeff Ruland	1998-07 (9)	139	135	.507
Pat Kennedy	1980-86 (6)	124	60	.674
Jim Valvano	1975-80 (5)	95	46	.674
Gary Brokaw	1986-91 (5)	72	74	.493
Tim Welsh	1995-98 (3)	70	22	.761
Br. Arthur Loftus	1941-42, 46 (3)	50	18	.735
Jerry Welsh	1991-95 (4)	47	63	.427
Kevin Willard	2007-10 (3)	45	49	.479
Gene Roberti	1973-75 (2)	15	32	.319
Pete Caruso	1947 (1)	15	8	.652

LET IT RAIN

- Since 2000-01, Iona has produced **135** games with 10 or more three-point field goals. Five came in the seven seasons under head coach **Jeff Ruland** and seven came with **Kevin Willard** at the helm (three years).
- Under **Tim Cluess**, Iona has posted **125** games (22 in 2013-14, 18 in 2014-15, 15 in 2015-16, 20 in 2016-17, 14 in 2017-18) with double-digit trifectas including **nine** this season.
- The Gaels shattered a school record with 24 3FG on Nov. 26 vs. Delaware State, beating the previous mark of 18, reached twice (at Albany, Nov. 23, 2010; vs. Liberty, Dec. 18, 2012).
- The Maroon & Gold set its No. 2 total of 20 3FG made in an 82-68 win at Holy Cross on Dec. 19, 2017. The first 10 field goals made in the contest were from distance as the team set a first half program record with 12 in the win.
- Iona's top 25 three-point field goal efforts have come with Cluess as head coach.
- Against Liberty, Iona's 41 three-point attempts set a new standard. No. 2 was 40 vs. Fairfield this season and No. 3 came in a 24-for-39 effort vs. Delaware State.
- Through **24 games** this season, Iona has made a three-pointer in **354** straight and **802** out of its last **804** games. The school record is 385 straight from Jan. 5, 1994 - Dec. 16, 2006.
- The Gaels have failed to hit a three-pointer in just 18 of their **1,030** games played since the line was adopted for the 1986-87 season.

SERIES SUCCESS

- Iona has lost only two MAAC regular season series in eight-plus seasons under head coach Tim Cluess.
- The Gaels have won 40 series and tied 40 since the 2010-11 season.
- Prior to Monmouth snapping the streak in 2016-17, the last time Iona went 0-2 against a MAAC opponent in the regular season was vs. eventual MAAC champion Siena in 2009-10.

Year Series W-L-T 0-1 Rec (1st game Losses)

2010-11	4-0-5	2-0	SIE, FFD
2011-12	6-0-3	1-0	MAN^
2012-13	2-0-7	2-0	SPU, RID
2013-14	7-0-3	2-0	QUI, CAN^
2014-15	7-0-3	1-0	MON
2015-16	6-0-4	1-0	MON^, SIE^
2016-17	3-1-6	3-1	FFD, MON, NIA^, QUI
2017-18*	5-1-4	0-1	CAN
2018-19	0-0-5	2-0	NIA, SIE^, QUI^

*two one-game series wins | ^ - at home

WIDE MARGINS

- The Gaels are **109-33** in games decided by 10 or more points since head coach **Tim Cluess** took the reins in 2010-11.
- After winning 81 of the first 99 double-digit decisions in his first six seasons (81-18, .818), Iona is 27-15 (.643) since 2016-17.
- During the MAAC regular season, the program is **70-6 (.921)** in MAAC regular season games decided by 10 or more points under Cluess.
- In 12 seasons as an NCAA head coach, Cluess has lost just 14 games by 15 or more points.
- Iona's 126-76 win over Delaware State was the second 50+ point victory in program history and first since the 1967-68 (46 years) campaign.
- In his 12+ seasons as an NCAA coach, Cluess has mentored his team to a **171-35** mark in 10+ point contests.

RICHIE GUERIN'S #14 HANGS IN THE RAFTERS

- Iona honored the legacy of **Richie Guerin '54** by retiring his number 14 on Jan. 31, 2014 the first ever in school history.
- Guerin is an Iona College Goal Club (1983), Marine Corps Sports (2004), and Naismith Memorial Basketball Hall of Fame (2013) inductee who starred for the Maroon & Gold from 1951-1954.
- He rewrote the basketball record books at Iona, scoring 1,375 points and graduated as the leading scorer in school history.
- A two-time All-Metropolitan selection with the Gaels, he scored a then school-record 40 points against John Carroll in 1954 and was the first Gael to score 40 or more points in a game.
- Following his playing days at Iona, Guerin played with the National Basketball Association's New York Knicks from 1956-1963 and was a player-coach of the St. Louis/Atlanta Hawks franchise for nine years.
- In 13 years as a professional player, Guerin accumulated 14,676 points (17.3 per game), 4,278 rebounds (5.1 per game), and 4,211 assists (5.0 per game) over 848 games.

Gael Greats

In addition to Naismith Hall of Famer **Richie Guerin '54**, here are additional significant names in Iona basketball history:

- **Jim Valvano** - legendary head coach at Iona from 1975-80 who "Dared To Dream" to win a national championship with the Gaels and finally did in 1983, albeit with North Carolina State. Succumbed to cancer in 1993 eight weeks after an impassioned speech at the ESPY Awards that year which in which he announced creation of The V Foundation for Cancer Research and its motto, "Don't Give Up... Don't Ever Give Up."
- **Jeff Ruland '91** - All-American during his time at Iona and, two-time NBA All-Star with the Washington Bullets, Philadelphia 76ers and Detroit Pistons. Following his career, returned to Iona and served as head coach from 1998-2007 where he won three MAAC Championships.
- **Pat Kennedy** - head coach from 1980-86. Went on to coach at Florida State, DePaul, Montana, and Towson following a highly successful tenure in New Rochelle. He was most recently head coach at Div. II Pace University in Pleasantville, NY, located 19 miles North of Iona.
- **Warren Isaac '65** - Iona's only 50-point scorer, Isaac played six seasons in Europe following his tenure at Iona. A New York City school legend,

Isaac started for Power Memorial paving the way for NBA Hall of Famer Kareem Abdul-Jabbar a 1965 graduate of the high school.

- **Tim Welsh** - head coach from 1995-98 who went on to coach in the Big East with Providence for 10 seasons. Currently an ESPN college basketball analyst. Holds the highest career winning percentage ever at Iona.
- **Kevin Willard** - Iona coach from 2007-10, now head coach at Big East's Seton Hall. Helped turn around a program which won two games in the season prior to his arrival to 20 wins in his final season in Maroon & Gold.
- **Steve Burt '84 & Steve Burt '06** - All-time NCAA father/son scoring leaders, both netting over 2,000 career points. Burt, the father, had a four-season NBA career and most notably appeared off the bench for the Phoenix Suns in the 1992 NBA Playoffs. He was inducted into the prestigious NYC Basketball Hall of Fame this past fall. Burt, the son, continues to play professionally in Europe.
- **Sean Green '91** - Played 84 NBA games over three seasons for the Indiana Pacers, Philadelphia 76ers and Utah Jazz from 1991-94. Currently a high school basketball coach in Southern California.
- **Scott Machado '12** - The last Gael to appear in an NBA game. Machado played in regular season NBA contests in 2012-13 with the Houston Rockets and postseason with the Golden State Warriors. The MAAC & Iona's all-time assist leader. He currently plays professionally in the NBA G-League.
- **Bob Santini '53** - Iona's first NBA player, appeared in four games with the New York Knicks in 1955-56.

NOTABLE ALUMNI (ATHLETICS/POP CULTURE)

- **Ignacio Maganto** - was selected by the LA Galaxy with the 21st pick in the first round of the 2015 MLS SuperDraft, the first Major League Soccer draft pick in Iona history. Maganto scored his first MLS goal with the Galaxy in the spring of 2015.
- **Jason Motte** - Major League Baseball relief pitcher recorded the final out of the 2011 World Series with the world champion St. Louis Cardinals. Has also appeared in Major League games with the Chicago Cubs, Colorado Rockies and Atlanta Braves.
- **Dennis Leonard** - Kansas City Royals Hall of Famer and 12-year MLB veteran who won 20 games on three occasions from 1977-80. He was inducted in May 2015 into the New York Baseball Hall of Fame.
- **Mariano Rivera III '15** - Earned his degree in May 2015 and was selected in the fourth round by the Washington Nationals.
- **Jared Finkel** - Drafted by the Minnesota Twins in 2017, was a Midwest League (Class A) All-Star in 2018 for the Cedar Rapidsernels.
- **Don McLean** - Singer-songwriter noted most famous for his 1971 single "American Pie".
- **Kyle Flood '93** - Former head football coach at Rutgers.
- **Brendan Malone '62** - Current Detroit Pistons assistant.
- **Amanda Saccomanno '13** - World Wrestling Entertainment's (WWE) Mandy Rose, competes on the SmackDown brand.
- **Maggie Timoney '89** - The Iona women's basketball Hall of Famer recently became the first female CEO of Heineken USA.

MAROON & GOLD ON FACEBOOK AND TWITTER

Follow Iona Athletics on Facebook and Twitter by following **@ICGaels** and receive immediate updates on the Gaels. The men's basketball program can be found at **@IonaGaelsMBB**.

**MAAC LEADERBOARD** (as of 2/15/19)**TEAM RANKINGS**

Scoring Offense	1st	77.1
Scoring Defense	11th	79.1
Scoring Margin	4th	-2.0
Free Throw Pct	2nd	.733
Field Goal Percentages	2nd	.454
Field Goal Pct Defense	6th	.452
3-Point Fg Pct	7th	.338
3-Point Fg Pct Defense	9th	.378
Rebounding Offense	5th	33.9
Rebounding Defense	11th	37.4
Rebounding Margin	9th	-3.5
Blocked Shots	6th	2.7
Assists	3rd	13.3
Steals	3rd	7.0
Turnover Margin	4th	+0.50
Assist/Turnover Ratio	5th	1.0
Offensive Rebounds	9th	8.7
Defensive Rebounds	2nd	25.2
Defensive Reb Pct.	10th	.690
Offensive Reb Pct.	9th	.250
3-Point Fg Made	4th	8.5

INDIVIDUAL RANKINGS**Tajuan Agee**

Scoring	11th	12.6
---------	------	------

REBOUNDING

1ST	7.7
------------	------------

Field Goal Pct	15th	.453
----------------	------	------

Free Throw Pct	15th	.697
----------------	------	------

Blocked Shots	6th	0.8
---------------	-----	-----

Offensive Rebounds	13th	1.6
--------------------	------	-----

DEFENSIVE REBOUNDS	1ST	6.1
---------------------------	------------	------------

Minutes Played	30th	26.4
----------------	------	------

E.J. Crawford

Scoring	2nd	17.7
---------	-----	------

Rebounding	18th	5.0
------------	------	-----

Field Goal Pct	5th	.505
----------------	-----	------

Free Throw Pct	2nd	.820
----------------	-----	------

Defensive Rebounds	12th	3.8
--------------------	------	-----

Minutes Played	5th	34.8
----------------	-----	------

Asante Gist

Scoring	12th	12.2
---------	------	------

Free Throw Pct	8th	.750
----------------	-----	------

3-Point Fg Made	14th	1.9
-----------------	------	-----

Minutes Played	21st	27.9
----------------	------	------

Rickey McGill

Scoring	7th	15.0
---------	-----	------

Field Goal Pct	11th	.470
----------------	------	------

Assists	2nd	5.3
---------	-----	-----

Free Throw Pct	9th	.748
----------------	-----	------

STEALS	1ST	2.3
---------------	------------	------------

Assist/Turnover Ratio	5th	1.6
-----------------------	-----	-----

Defensive Rebounds	13th	3.7
--------------------	------	-----

MINUTES PLAYED	1ST	37.1
-----------------------	------------	-------------

Niksa Nikolic

Blocked Shots	5th	0.9
---------------	-----	-----

Ben Perez

3-Point Fg Pct	6th	.415
----------------	-----	------

3-Point Fg Made	9th	2.1
-----------------	-----	-----

Minutes Played	23rd	27.5
----------------	------	------

Gaels in the Pros (as of 2/7/19)

Courtesy of Sports I.T. Solutions / Eurobasket.com

Here is the weekly review of the top performing Gaels alumni, who are currently playing pro basketball.

- 1. Sean Armand** (6'5"-SG-91, graduated '14, plays pro in Russia) was the major contributor in a Zenit Sankt Petersburg's victory against the closely-ranked Khimki (12-3) 86-82 in the VTB United League last Sunday. He scored 15 points and added 3 assists in 27 minutes. Zenit Sankt Petersburg (9-5) is placed fifth in the VTB United League. It was his team's fourth consecutive victory in a row. Armand has relatively good stats this year 13.5ppg, 2.5rpg and 3.5apg in two games he played so far.
- 2. Lamont Jones** (6'0"-PG-90, graduated '13, plays in Germany) could not help MHP RIESEN Ludwigsburg (3-9) in their last game on Saturday. Despite Jones' very good performance MHP RIESEN Ludwigsburg was defeated 83-78 on the road by the lower-ranked Telekom Baskets (#11). He was the second best scorer with 16 points. Jones has relatively good stats this season 13.7ppg, 2.5rpg and 3.1apg.
- 3. TK Edogi** (6'8"-F-94, graduated '18, currently in Turkey) led Sakarya Buyuksehir Basketbol to a victory against the closely-ranked Buyukcekmece (6-10) 73-69 in the Turkish BSL in Sunday night's game. Edogi scored 12 points and grabbed 5 rebounds in a mere 16 minutes. Sakarya Buyuksehir Basketbol (5-11) is placed 13th in the BSL. It was his team's first victory after nine consecutive losses. This year Edogi averages 10.0ppg and 5.2rpg in six games. He is a naturalized Nigerian.
- 4. Steven Burt** (6'3"-G-84, graduated '06, plays pro in Greece) was not able to help Cretan Kings (3-13) in their last game on Saturday. Despite his very good performance Cretan Kings was badly defeated 82-62 in Athens by the much higher-ranked AEK (#4). Burt was the top scorer with 15 points. He also added 3 steals. It's Burt's first season with the team. Burt has individually a very good year with high stats. He averages 18.1ppg, 2.3rpg and 3.4apg. Burt is a naturalized Ukrainian.
- 5. Jan Svandrlik** (6'6"-F-94, graduated '18, currently in Czech Republic) contributed to a BK Opava's victory against the third-ranked NH Ostrava 120-108 in the Czech Republic NBL in Saturday night's game. He recorded 16 points, 9 rebounds and 3 assists. This season Svandrlik averages 7.8ppg, 3.5rpg and 1.2apg.
- 6. Kiril Wachsmann** (6'8"-C-84, graduated '06, plays pro in Uruguay) couldn't help Olimpia (15-8) in their last game. Despite his good performance Olimpia lost 82-92 in a derby game to the leading Nacional. Wachsmann had a double-double by scoring 10 points and getting 14 rebounds in 36 minutes. Wachsmann has relatively good stats this year 12.1ppg, 10.0rpg and 1.8apg in 23 games. He has also Uruguayan citizenship.
- 7. Scott Machado** (6'1"-G-90, graduated '12, plays in the NBA G League) helped South Bay Lakers win their game against the Texas Legends crushing them 148-114 in the NBA G League on Saturday night. Machado recorded 14 points, 6 assists and 3 steals (made all of his five free throws). Machado has relatively good stats this season 14.0ppg, 3.4rpg and 7.0apg. He is a naturalized Brazilian.
- 8. Aaron Rountree III** (6'8"-F-93, graduated '16, currently in Qatar) led Qatar Sports Club Doha to a victory over one of league's weakest teams Al Rayyan 76-66 in a derby game in the Qatari D1 in Wednesday night's game. He was MVP of the game. Rountree III had a double-double by scoring 18 points and getting the same number of rebounds. He also added 6 assists, 2 blocks and 3 steals in 40 minutes. Rountree III has relatively good stats this year 13.8ppg, 10.7rpg, 6.3apg, 2.2bpg and 2.6spg in 15 games.
- 9. Tariq Kirksay** (6'7"-F-79, graduated '00, plays pro in France) helped FOS Provence Basket win their game against the sixth-ranked Limoges CSP Elite 87-72 in the French Jeep ELITE last Saturday. Kirksay recorded 10 points and grabbed 4 rebounds. This season Kirksay averages 6.7ppg, 2.7rpg and 1.7apg. He is a naturalized French.


Other former Iona College players, who currently play pro basketball:

Jon Severe (6'2"-F-94) plays for Khimik in Ukrainian Superleague
Vangelis Bebis (6'6"-PG-95) plays for Apollon Patras in Greek A2
A.J. English (6'4"-G-92) plays for Lavrio in Greek A1
Ricky Soliver (6'3"-PG-84) plays for Metros STGO in Dominican Rep. LNB
Deyshonee Much (6'5"-G-94) plays for London CR in British BBL
David Laury (6'9"-F/C-90) plays for Windy City Bulls in the NBA G League
Isaiah Williams (6'7"-G/F-92) plays for Neuchatel in Swiss SBL
Taylor Bessick (6'9"-F-92) plays for BK Liepaja in Latvian LatEstBL
Tre Bowman (6'5"-G-91) plays for Beirut Club in Lebanese LBL

Zach Lewis (6'3"-G-94) plays for Boncourt in Swiss SBL
Gary Springer (6'9"-F/C-88) plays for Al Ain in UAE D1
Taaj Ridley (6'7"-G/F-90) plays for Vellaznimi in Kosovan Liga e pare
Bryan Matthew (6'5"-F-75) plays for Cutie Ovals Ojays in Antiguan ABBA
Sam Cassell Jr. (6'4"-G-92) plays for Herford in German Regionalliga
Mike Glover (6'8"-C/F-87) plays for Cape Breton Highlanders in the NBL Canada
Mike Poole (6'5"-F-92) plays for Halifax Hurricanes in the NBL Canada
Jordan Washington (6'8"-F-93) plays for Halifax Hurricanes in the NBL Canada

Note: The list above includes only some of the Iona College alumni playing currently in pro basketball. Check complete list at:

<https://icgnc.ws/GaelsInThePros>



Scott Machado
(NBA G League)
(Photo: @southbaylak)



Sean Armand
(Russia)
(Photo: @geziantepta)



A.J. English
(Greece)
(Photo: @rosaradom)



Steven Burt
(Greece)
(Photo: @cretankings)



TK Edogi
(Turkey)
(Photo: @sbbasket)



THE CLUESS FILE

Year at Iona:	Eighth Season
Birth Date:	March 9, 1959
Age:	59
Hometown:	West Hempstead, N.Y.
Wife:	Karen
Children:	Kevin (22), T.J. (20)
High School:	St. Agnes HS Rockville Centre, N.Y.
College:	BA, Hofstra University, 1983

ATHLETIC PLAYING BACKGROUND

St. Agnes High School
Rockville Centre, N.Y.
St. John's University
Jamaica, N.Y.
Hofstra University
Hempstead, N.Y.
Professional Basketball
Europe and Australia

BASKETBALL COACHING EXPERIENCE

1991-2005

Head Coach

St. Mary's High School, Manhasset, NY

2005-2006

Head Coach

Suffolk Community College

2006-2010

Head Coach

Long Island University - C.W. Post

2010-present

Head Coach

Iona College

AWARDS/ACCOLADES AT IONA

MAAC Regular Season Championships

2011-12, 2013-14, 2014-15

MAAC Tournament Championships

2013, 2016, 2017, 2018

MAAC Coach of the Year

2013-14

NCAA Championship Appearances

2012, 2013, 2016, 2017, 2018

NIT Appearances

2014, 20150

Tim CLUESS

Head Coach

Hofstra '83 - Ninth Season

• Tim Cluess was named 12th head coach of the Iona College men's basketball program on April 8, 2010 and returns for his ninth season with the Gaels.

• Came to New Rochelle with an impressive 20-year coaching resume after spending four seasons as head coach at LIU Post in Brookville, NY.

• One thing can be said, he is a winner. After spending 14 years as head coach at St. Mary's High School in Manhasset, NY, he spent the five years prior to arriving at Iona in the college ranks at Suffolk Community College and LIU Post.

• He amassed a 120-33 record and had unprecedented success at both schools.

• When combining his high school record, Cluess has won nearly 75 percent of his games coached.

• Has led the Gaels to 20+ wins in each of his first eight seasons in New Rochelle, the only coach in school history to accomplish the feat. The Gaels won 25 games in three of them.

• Iona has appeared in eight straight postseason tournaments including a Collegelnsider.com Postseason Tournament championship game appearance in 2011, the NCAA First Round in 2012 with the MAAC's second ever at-large bid into the NCAA Tournament, the 2013 NCAA Second Round, the 2014 and 2015 National Invitation Tournaments before returning to the 2016, 2017 and 2018 NCAA Tournaments.

• The Gaels were crowned MAAC Tournament Champions in 2013, 2016, 2017 and 2018 and MAAC Regular Season Champions in 2012, 2014 and 15. The Cluess-led program set a school record with 17 conference wins in 2013-14 and 2014-15.

• Cluess was named MAAC Coach of the Year following the 2013-14 campaign.

• Under Cluess, Iona has consistently been among the top scoring teams in the nation. The Gaels finished 13th in 2010-11, first in both 2011-12 and 2012-13, fourth in 2013-14, fifth in 2014-15 and 27th in 2015-16 and Top 50 in 2016-17 and 2017-18.

• In each of his eight seasons at Iona, the team's scoring averages rank in the Top 12 in school history including a school record 83.6 points per game during the 2013-14 season.

IONA SCORING UNDER TIM CLUESS

Year	PPG	NCAA Rank	Iona Rank
2010-11	79.0	13th	12th
2011-12	82.9	1st	3rd
2012-13	80.4	1st	6th
2013-14	83.6	4th	1st
2014-15	79.5	5th	11th
2015-16	79.6	27th	10th
2016-17	80.4	33rd	5th
2017-18	79.8	45th	8th

• In addition to being the 2011-12 and 2012-13 NCAA scoring champions, the Gaels were NCAA statistical champs in total three-point field goals made in 2014-15 (344), three-point field goals per game (10.2/g) in 2013-14 and assists per game (19.3/g) in 2011-12.

• Other Top 10 NCAA statistical marks include fourth in assists in 2010-11 (17.4/g), second in assist-to-turnover ratio (1.54:1) and third in field

goal percentage (50.8%) in 2011-12, second in free throw percentage (78.1%) in 2012-13 and third in assists (17.5/g), fourth in assist-to-turnover ratio (1.65:1) in 2013-14 and fourth in scoring (79.5/g), fifth in 3FG per game (9.8/g) and seventh in assists (16.4/g) in 2014-15.

NCAA TOP 10 STATISTICS UNDER CLUESS

Year	PPG	NCAA Rank	Stat
2016-17	3FG made	12th	332
2015-16	3FG per game	10th	9.9
2014-15	3FG made	1st	344
	Scoring	4th	79.5
	3FG per game	5th	9.8
	Assists per game	7th	16.4
2013-14	3FG per game	1st	10.2
	Assists per game	3rd	17.5
	Ast/TO ratio	4th	1.65:1
2012-13	Scoring	1st	80.4
	FT Percentage	2nd	.781
2011-12	Scoring	1st	82.9
	Assists per game	1st	19.3
	Ast/TO ratio	2nd	1.54:1
	FG Percentage	3rd	.508
2010-11	Assists per game	4th	17.4

• Cluess has mentored three MAAC Players of the Year and two Haggerty Award Winners **Scott Machado** (2012), **Lamont Jones** (2013) and **David Laury** (2015) earned the MAAC's top honor while Machado and Jones also were the fifth and sixth players in Iona basketball history to earned the New York Metropolitan Area's Player of the Year honor.

• Iona has seen nine different student-athletes earn 18 All-MAAC honors including 11 on the first team. Jones (2013), Machado (2011, 2012), Laury (2015), **Mike Glover** (2011, 2012), **Sean Armand** (2014), **A.J. English** (2014, 2015, 2016), and **Jordan Washington** (2017) have all been All-MAAC First Team performers in seven seasons under head coach Tim Cluess. The first six Gaels were also All-Met First Team performers.

ALL-MAAC/ALL-MET HISTORY UNDER CLUESS

Year	Player	All-MAAC	All-Met
2010-11	Mike Glover	1st	1st
	Scott Machado	1st	1st
2011-12	Mike Glover	1st	1st
	Scott Machado	1st*	1st*
	Lamont Jones	2nd	3rd
2012-13	Lamont Jones	1st*	1st*
	Sean Armand	2nd	1st
	David Laury	3rd	
2013-14	Sean Armand	1st	1st
	A.J. English	1st	2nd
	David Laury	2nd	3rd
2014-15	A.J. English	1st	1st
	David Laury	1st	1st
	Schadrac Casimir	2nd	
2015-16	A.J. English	1st	1st
	Jordan Washington	2nd	3rd
2016-17	Jordan Washington	1st	1st
2017-18	Rickey McGill	2nd	2nd

* - Player of the Year

• Iona has reached the semifinal round of the MAAC Championship in each of the last eight seasons, the longest stretch in school history and tied for longest in league history. The Gaels six straight championship game appearances from 2013-18 is a MAAC record.

• Through eight seasons at Iona, Cluess ranks No. 2 on Iona's all time wins list behind a Goal Club Hall of Famers **Jim McDermott** and ahead of three others in **Jeff Ruland**, **Pat Kennedy** and **Jim Valvano**.

IONA'S ALL-TIME COACHING LIST (BY WINS)

Coach	Years	W	L	PCT
Jim McDermott	1948-73 (25)	319	253	.558
TIM CLUESS	2010-PRES (7+)	191	107	.641
Jeff Ruland	1998-07 (9)	139	135	.507
Pat Kennedy	1980-86 (6)	124	60	.674
Jim Valvano	1975-80 (5)	95	46	.674
Gary Brokaw	1986-91 (5)	72	74	.493
Tim Welsh	1995-98 (3)	70	22	.761
Br. Arthur Loftus	1941-42, 46 (3)	50	18	.735
Jerry Welsh	1991-95 (4)	47	63	.427
Kevin Willard	2007-10 (3)	45	49	.479
Gene Roberti	1973-75 (2)	15	32	.319
Pete Caruso	1947 (1)	15	8	.652

• The Gaels have also won more games than any other team in the NY Metropolitan area with Cluess at the helm. Iona's 182 wins from 2010-2018 are 33 more than Seton Hall, the No. 2 team on the list among the 15 Division I programs located less than 30 miles from the center of NY college basketball Madison Square Garden.

TOP NEW YORK METRO TEAMS (2010-19)*

Team	2010-2019 W-L Pct	1995-2019 W-L Pct
IONA	191-107 .641	445-313 .587
Wagner	159-114 .582	362-346 .511
Seton Hall	164-123 .571	403-340 .542
LIU Brooklyn	158-124 .560	342-371 .480
N.J.I.T.	142-129 .524	294-375 .439
St. John's	148-139 .516	389-357 .521
Hofstra	147-139 .514	419-328 .561

* - all teams with .500 or better record since 2010

• **Scott Machado**, who was also coached by Cluess during his freshman season at St. Mary's High

School, appeared in six regular season games in the NBA with the Houston Rockets and five postseason games with the Golden State Warriors in 2012-13.

• Machado is one of several Iona Gaels to have played for Cluess to continue their playing careers in the professional ranks including: **Sean Armand**, **Vangelis Bebis**, **Taylor Bessick**, **Tre Bowman**, **Sam Cassell Jr.**, **Randy Dezouvre**, **TK Edogi**, **A.J. English**, **Mike Glover**, **Jayon James**, **Ra'Shad James**, **Lamont Jones**, **David Laury**, **Zach Lewis**, **Deyshonee Much**, **Ibn Muhammad**, **Chris Pelcher**, **Taaj Ridley**, **Alejo Rodriguez**, **Aaron Rountree**, **Jon Severe**, **Jan Svandrlík**, **Jordan Washington**, and **Isaiah Williams**.

• Prior to Iona, Cluess' LIU Post Pioneers earned a 23-6 overall record in his last season, earning victories in 19 of their last 21 contests. The squad earned its fourth straight berth in the East Coast Conference championship game. Cluess was named the ECC Co-Coach of the Year for the third straight time.

• In 2008-09, LIU Post had its finest season in history, setting a school record with 30 victories. Standing among the top 10 teams in the nation from January through March in 2009, the Pioneers were ranked as high as No. 2 that year.

• The squad posted an undefeated regular season, winning all 24 games for the first time in school history. LIU Post won its second straight ECC regular season and tournament championship titles and defeated Bentley in overtime in front of thousands on their home court to win the NCAA East Region Championship title and advance to the Elite Eight Tournament in Springfield, Mass.

• For his outstanding efforts, Cluess was named the Basketball Times Division II Co-Coach of the Year as well as Metropolitan Basketball Writers Association Division II Coach of the Year for the second straight season.

• The 2007-08 season saw Cluess' squad post a 26-5 overall record, including an 18-2 clip in the conference. LIU Post claimed its first regular season and conference titles since the 2003-04 season with a 60-57 win to advance to the NCAA Northeast Regional at Bentley College. He was voted the ECC Coach of the Year by his peers, and was named the MWBA Division II Coach of the Year.

• In 2006-07, his first year at the helm, Cluess guided the Pioneers to a 19-11 record and an

appearance in the ECC Championship game. He improved the team's win total by six from the season before he took over the program.

• Cluess was named the eighth head men's basketball coach in the 50-year history of the Pioneers' program in April of 2006, after spending the 2005-06 campaign as the head men's basketball coach at Suffolk Community College in Brentwood, NY. He led a team of eight players to a 22-10 record overall, as well as a Region XV championship and a fourth-place finish in the NJCAA Division III Tournament. The trip to the national tournament was the first in the Longhorns' history, and Cluess was tabbed the District 5 Coach of the Year.

• Prior to his ascent to the college ranks, Cluess was a standout head coach at St. Mary's High School in Manhasset, NY from 1991-05, where the Gaels went a remarkable 264-78 (.772) during his tenure.

• St. Mary's won a record eight consecutive Nassau-Suffolk CHSAA league championships from 1997-98 to 2004-05. In that final season with Cluess as their mentor, the Gaels went 25-1 and finished the season ranked in the Top 20 nationally after holding the No. 1 ranking for eight weeks of the campaign.

• Cluess helped develop more than 50 players who moved on to the collegiate and professional ranks at St. Mary's including former North Carolina standout and current San Antonio Spur Danny Green.

• He won four state titles and two Federation championships at the Manhasset school. Cluess was a seven-time coach of the year in the high school ranks and earned tournament wins in national tournaments such as the Beach Ball Classic and the Las Vegas Prep Classic.

• Cluess played professional basketball in Europe and Australia after a collegiate career at both St. John's and Hofstra.

• He attended St. John's from 1978-81, before completing his coursework at Hofstra from 1982-83.

• Cluess holds a bachelor's degree in Accounting from Hofstra and currently resides in Floral Park, N.Y. with his wife, Karen, and their two children – Kevin, 22 and T.J., 20.

TIM CLUESS HEAD COACHING RECORD

Year	School	W-L	Home W-L	Conf. W-L	Conf. Tourney	Postseason
1991-05	St. Mary's HS	265-78				
2005-06	Suffolk CC	22-10				NJCAA D-III
2006-07	C.W. Post	19-11	12-3	13-7 (3rd)	Final	
2007-08	C.W. Post	26-5	14-1	18-2 (1st)	CHAMPION	NCAA D-II NE Regional
2008-09	C.W. Post	30-1	15-0	18-0 (1st)	CHAMPION	NCAA D-II Elite Eight
2009-10	C.W. Post	23-6	15-0	18-3 (1st)	Final	
2010-11	Iona	25-12	12-3	13-5 (2nd)	Final	CIT Final
2011-12	Iona	25-8	10-1	15-3 (1st)	Semifinal	NCAA First Round
2012-13	Iona	20-14	11-1	11-7 (4th)	CHAMPION	NCAA Second Round
2013-14	Iona	22-11	11-2	17-3 (1st)	Final	NIT First Round
2014-15	Iona	26-9	13-0	17-3 (1st)	Final	NIT First Round
2015-16	Iona	22-11	11-2	16-4 (2nd)	CHAMPION	NCAA First Round
2016-17	Iona	22-13	8-4	12-8 (T-3rd)	CHAMPION	NCAA First Round
2017-18	Iona	20-14	8-3	11-7 (4th)	CHAMPION	NCAA First Round
2018-19	Iona	9-15	6-3	7-6 (T-5th)		
Head Coach, Iona (9th)		191-107 (.641)	90-19 (.826)	119-46 (.721)		
Head Coach, NCAA (13th)		289-130 (.690)	146-23 (.864)	186-58 (.762)		
Career Head Coach (28th)		576-218 (.725)				

2018-19 Superlatives

Individual Superlatives	IONA HIGHS	OPPONENT HIGHS
Points, Game:	29, Rickey McGill, vs. Monmouth (1/3/19)	26, John Carroll, vs. Hartford (11/21/18)
Points, 1st Half:	17, Ben Perez, at Canisius (1/13/19)	16, Raheem Salomon, at Niagara (1/11/19)
Points, 2nd Half:	21, Rickey McGill, vs. Monmouth (1/3/19)	17, Jacob Grandison, vs. Holy Cross (12/30/18)
Points, Overtime:		
Field Goals Made:	11, E.J. Crawford, at Fairfield (1/27/19)	10, Paul Atkinson, at Yale (12/22/18)
Field Goals Attempted:	19, E.J. Crawford, vs. Rider (1/25/19)	18, 3x (Evan Fisher), at Siena (2/13/18)
FG Pct. (min. 10 att.):	81.8% (9-11), Rickey McGill, vs. Hartford (11/21/18)	100% (10-10), Paul Atkinson, at Yale (12/22/18)
FG Pct. (min. 5 att.):	100% (7-7), Niksa Nikolic, at Providence (11/24/18)	100% (10-10), Paul Atkinson, at Yale (12/22/18)
3-Point FG Made:	5, 5x (Tajuan Agee), at Siena (2/13/18)	7, Ryan Funk, vs. Marist (1/18/19)
3-Point FG Attempted:	10, Asante Gist, at Marist (1/31/19)	15, Devin Cannady, vs. Princeton (12/15/18)
3-FG% (4 att.):	83.3 (5-6), 3x (Tajuan Agee), at Siena (2/13/18)	80.0% (4-5), 2x (Marcus Hammond), vs. Niagara (2/10/18)
Free Throws Made:	10, 2x (Tajuan Agee), vs. Fairfield (1/5/19)	11, Landon Taliaferro, at Fairfield (1/27/19)
Free Throws Attempted:	14, 2x (Tajuan Agee), vs. Fairfield (1/5/19)	12, Landon Taliaferro, at Fairfield (1/27/19)
FT% (10 att.):	72.7% (8-11), 2x (Rickey McGill), vs. Monmouth (1/3/19)	91.7% (11-12), Landon Taliaferro, at Fairfield (1/27/19)
FT% (7 att.):	100% (9-9), Tajuan Agee, at Monmouth (1/20/19)	100% (9-9), Deion Hammond, at Monmouth (1/20/19)
Rebounds:	13, Tajuan Agee, at Siena (2/13/18)	12, Vance Jackson, at New Mexico (11/13/18)
Off. Rebounds:	5, Tajuan Agee, at Siena (2/13/18)	5, 3x (Dominic Robb), at Niagara (1/11/19)
Def. Rebounds:	11, Tajuan Agee, at Niagara (1/11/19)	10, 2x (KJ Byers), vs. Long Beach (11/19/18)
Assists:	9, 2x (Rickey McGill), vs. Fairfield (1/5/19)	8, 3x (Isaiah Reese), at Canisius (1/13/19)
Turnovers:	9, Rickey McGill, at Marist (1/31/19)	7, Deishaun Booker, vs. Long Beach (11/19/18)
Blocks:	6, Niksa Nikolic, vs. Rider (1/25/19)	4, 2x (Jehyve Floyd), vs. Holy Cross (12/30/18)
Steals:	5, 2x (Rickey McGill), at Niagara (1/11/19)	4, 3x (Jalen Pickett), at Siena (2/13/18)
Minutes Played:	40, 8x (E.J. Crawford), at Siena (2/13/18)	40, 3x (Green, Grandison), vs. Holy Cross (12/30/18)

Team Superlatives	IONA HIGH	IONA LOW	OPPONENT HIGH	OPPONENT LOW
Rebounds	103, vs. Monmouth	54, vs. Siena	99, at Yale	52, at Siena
Points (1st Half)	52, vs. Monmouth	25, at Fairfield	51, vs. Fairfield	23, at Canisius
Points (2nd Half)	55, vs. Fairfield	28, 2x (vs. Siena)	51, at New Mexico	22, at Siena
Victory Margin	19, vs. Monmouth	3, vs. Niagara	29, at VCU	1, 2x (vs. Quinnipiac)
Field Goals Made	35, at Niagara	18, vs. Siena	38, at Yale	21, 2x (at Siena)
Field Goals Att.	70, at Yale	49, 2x (at Fairfield)	77, at Niagara	51, vs. Siena
Field Goal Pct.	58.5%, vs. Monmouth	32.3%, at Ohio	55.6%, vs. Long Beach	36.2%, vs. Albany
First Half FG%	57.7%, vs. Hartford	27.8%, at Yale	55.2%, vs. Holy Cross	25.0%, at Canisius
Second Half FG%	63.6%, vs. Monmouth	24.1%, at Ohio	60.7%, vs. Long Beach	34.6%, at Marist
3-Pt FG Made	17, vs. Monmouth	3, at Fairfield	16, vs. Fairfield	5, 2x (at Monmouth)
3-Pt FG Attempted	35, at Yale	14, at Fairfield	34, vs. Princeton	17, vs. Long Beach
3-Pt FG%	54.8%, vs. Monmouth	19.0%, vs. Rider	58.8%, vs. Long Beach	19.4%, at Canisius
Free Throws Made	26, at New Mexico	6, vs. Quinnipiac	26, at Monmouth	3, at Siena
Free Throws Att.	36, at New Mexico	8, vs. Quinnipiac	39, at Monmouth	5, at Siena
Free Throw %	93.3%, at Canisius	58.3%, at Ohio	93.8%, vs. Albany	56.3%, vs. Monmouth
Offensive Rebounds	13, at Ohio	3, at Niagara	18, at Niagara	7, vs. Niagara
Defensive Rebounds	34, at Canisius	17, vs. Long Beach	37, at Ohio	20, at Canisius
Rebounds	42, vs. Rider	26, vs. Hartford	53, 2x (at Yale)	29, at Canisius
Assists	18, vs. Monmouth	6, at Fairfield	30, at Yale	7, vs. Siena
Turnovers	23, 2x (at VCU)	4, vs. Quinnipiac	25, vs. Long Beach	8, at VCU
Steals	14, vs. Long Beach	2, at Canisius	14, at VCU	0, vs. Albany
Blocked Shots	6, 3x (vs. Quinnipiac)	0, at Providence	7, 2x (vs. Rider)	0, 2x (vs. Hartford)
Possessions	82, at New Mexico	57, vs. Siena*	82, at New Mexico	57, vs. Siena*
Double Digit Scorers	6, vs. Marist	1, at Siena	5, 7x (at Marist)	2, 2x (vs. Siena)

*- second lowest in Tim Cluess-era

Career Statistics For Current Players

Agee, Tajuan

Season	gp-gs	min/avg	Total		3-Point		F-Throws		Rebounds				pf	fo	ast	to	blk	stl	Scoring	
			fg-fga	pct	fg-fga	pct	ft-fita	pct	off	def	tot	avg							pts	avg
2018-19	24-19	634/26.4	105-232	.453	24-74	.324	69-99	.697	38	146	184	7.7	88	9	23	54	18	23	303	12.6
TOTAL	24-19	634/26.4	105-232	.453	24-74	.324	69-99	.697	38	146	184	7.7	88	9	23	54	18	23	303	12.6

Crawford, E.J.

Season	gp-gs	min/avg	Total		3-Point		F-Throws		Rebounds				pf	fo	ast	to	blk	stl	Scoring	
			fg-fga	pct	fg-fga	pct	ft-fita	pct	off	def	tot	avg							pts	avg
2016-17	35-30	874/25.0	110-243	.453	56-125	.448	53-68	.779	19	88	107	3.1	74	2	39	31	7	13	329	9.4
2017-18	33-29	884/26.8	146-317	.461	50-148	.338	72-90	.800	17	96	113	3.4	59	1	36	33	9	19	414	12.5
2018-19	24-24	835/34.8	153-303	.505	36-99	.364	82-100	.820	30	91	121	5.0	59	1	46	44	4	19	424	17.7
TOTAL	92-83	2593/28.2	409-863	.474	142-372	.382	207-258	.802	66	275	341	3.7	192	4	121	108	20	51	1167	12.7

Gist, Asante

Season	gp-gs	min/avg	Total		3-Point		F-Throws		Rebounds				pf	fo	ast	to	blk	stl	Scoring	
			fg-fga	pct	fg-fga	pct	ft-fita	pct	off	def	tot	avg							pts	avg
2016-17*	31-29	986/31.8	158-422	.374	64-189	.339	114-155	.735	10	69	79	2.5	96	4	118	105	1	29	494	15.9
2017-18*	6-5	165/27.5	17-44	.386	7-18	.389	7-15	.467	1	17	18	3.0	16	0	16	11	0	3	48	8.0
2018-19	24-12	670/27.9	96-228	.421	46-131	.351	54-72	.750	9	45	54	2.3	51	1	46	41	0	16	292	12.2
TOTAL	24-12	670/27.9	96-228	.421	46-131	.351	54-72	.750	9	45	54	2.3	51	1	46	41	0	16	292	12.2
All*	61-46	1821/29.9	271-694	.390	117-338	.346	175-242	.723	20	131	151	2.5	163	5	180	157	1	48	834	13.7

* Statistics from prior team/school

Hudson, Payton

Season	gp-gs	min/avg	Total		3-Point		F-Throws		Rebounds				pf	fo	ast	to	blk	stl	Scoring	
			fg-fga	pct	fg-fga	pct	ft-fita	pct	off	def	tot	avg							pts	avg
2018-19	16-0	121/7.6	2-9	.222	1-7	.143	0-0	.000	3	5	8	0.5	10	0	7	2	0	4	5	0.3
TOTAL	16-0	121/7.6	2-9	.222	1-7	.143	0-0	.000	3	5	8	0.5	10	0	7	2	0	4	5	0.3

Maxwell, Jahnathan

Season	gp-gs	min/avg	Total		3-Point		F-Throws		Rebounds				pf	fo	ast	to	blk	stl	Scoring	
			fg-fga	pct	fg-fga	pct	ft-fita	pct	off	def	tot	avg							pts	avg
2018-19	22-1	250/11.4	26-64	.406	11-41	.268	6-10	.600	13	33	46	2.1	41	1	13	15	3	10	69	3.1
TOTAL	22-1	250/11.4	26-64	.406	11-41	.268	6-10	.600	13	33	46	2.1	41	1	13	15	3	10	69	3.1

McGill, Rickey

Season	gp-gs	min/avg	Total		3-Point		F-Throws		Rebounds				pf	fo	ast	to	blk	stl	Scoring	
			fg-fga	pct	fg-fga	pct	ft-fita	pct	off	def	tot	avg							pts	avg
2015-16	30-0	316/10.5	35-75	.467	7-25	.280	8-11	.727	5	39	44	1.5	35	0	22	19	2	22	85	2.8
2016-17	35-35	1122/32.1	132-278	.475	27-80	.338	78-99	.788	28	106	134	3.8	88	2	180	70	15	62	369	10.5
2017-18	34-33	1146/33.7	163-363	.449	51-133	.383	80-114	.702	24	113	137	4.0	71	1	189	94	4	52	457	13.4
2018-19	24-24	891/37.1	119-253	.470	21-75	.280	101-135	.748	22	88	110	4.6	66	3	127	77	5	55	360	15.0
TOTAL	123-92	3475/28.3	449-969	.463	106-313	.339	267-359	.744	79	346	425	3.5	260	6	518	260	26	191	1271	10.3

Nikolic, Niksa

Season	gp-gs	min/avg	Total		3-Point		F-Throws		Rebounds				pf	fo	ast	to	blk	stl	Scoring	
			fg-fga	pct	fg-fga	pct	ft-fita	pct	off	def	tot	avg							pts	avg
2018-19	21-10	263/12.5	25-43	.581	0-0	.000	7-16	.438	27	22	49	2.3	38	2	8	23	18	5	57	2.7
TOTAL	21-10	263/12.5	25-43	.581	0-0	.000	7-16	.438	27	22	49	2.3	38	2	8	23	18	5	57	2.7

Career Statistics For Current Players

Perez, Ben

Season	gp-gs	min/avg	Total		3-Point		F-Throws		Rebounds				pf	fo	ast	to	blk	stl	Scoring	
			fg-fga	pct	fg-fga	pct	ft-fta	pct	off	def	tot	avg							pts	avg
2015-16*	25-0	249/10.0	27-80	.338	16-60	.267	3-4	.750	6	14	20	0.8	17	0	5	10	5	10	73	2.9
2018-19	19-13	523/27.5	57-126	.452	39-94	.415	21-24	.875	16	46	62	3.3	31	1	21	14	1	17	174	9.2
TOTAL	19-13	523/27.5	57-126	.452	39-94	.415	21-24	.875	16	46	62	3.3	31	1	21	14	1	17	174	9.2
All*	44-13	772/17.5	84-206	.408	55-154	.357	24-28	.857	22	60	82	1.9	48	1	26	24	6	27	247	5.6

* Statistics from prior team/school

Rhem, Malik

Season	gp-gs	min/avg	Total		3-Point		F-Throws		Rebounds				pf	fo	ast	to	blk	stl	Scoring	
			fg-fga	pct	fg-fga	pct	ft-fta	pct	off	def	tot	avg							pts	avg
2018-19	2-0	2/1.0	0-2	.000	0-0	.000	0-0	.000	0	0	0	0.0	0	0	0	0	0	0	0	0.0
TOTAL	2-0	2/1.0	0-2	.000	0-0	.000	0-0	.000	0	0	0	0.0	0	0	0	0	0	0	0	0.0

Ristanovic, Andrija

Season	gp-gs	min/avg	Total		3-Point		F-Throws		Rebounds				pf	fo	ast	to	blk	stl	Scoring	
			fg-fga	pct	fg-fga	pct	ft-fta	pct	off	def	tot	avg							pts	avg
2018-19	20-8	293/14.7	21-57	.368	16-44	.364	11-13	.846	9	50	59	3.0	29	0	11	15	11	6	69	3.5
TOTAL	20-8	293/14.7	21-57	.368	16-44	.364	11-13	.846	9	50	59	3.0	29	0	11	15	11	6	69	3.5

Still, Isaiah

Season	gp-gs	min/avg	Total		3-Point		F-Throws		Rebounds				pf	fo	ast	to	blk	stl	Scoring	
			fg-fga	pct	fg-fga	pct	ft-fta	pct	off	def	tot	avg							pts	avg
2015-16*	29-23	880/30.3	84-238	.353	31-107	.290	88-128	.688	18	91	109	3.8	66	0	47	50	7	17	287	9.9
2016-17*	31-31	1011/32.6	152-396	.384	60-184	.326	124-197	.629	31	113	144	4.6	65	1	55	70	7	28	488	15.7
2018-19	13-9	319/24.5	30-80	.375	9-36	.250	28-48	.583	8	34	42	3.2	29	0	18	25	5	13	97	7.5
TOTAL	13-9	319/24.5	30-80	.375	9-36	.250	28-48	.583	8	34	42	3.2	29	0	18	25	5	13	97	7.5
All*	73-63	2210/30.3	266-714	.373	100-327	.306	240-373	.643	57	238	295	4.0	160	1	120	145	19	58	872	11.9

* Statistics from prior team/school

2018-19 Iona College Season/Career Stats

SEASON STATISTICS

CAREER STATISTICS

SUMMARY	gp-gs	min/g	fg%	3fg%	ft%	r/g	a/g	stl	blk	pts/g	gp-gs	min/g	fg%	3fg%	ft%	r/g	a/g	stl	blk	pts/g
Crawford, E.J.	24-24	34.8	.505	.364	.820	5.0	1.9	19	4	17.7	92-83	28.2	.474	.382	.802	3.7	1.3	51	20	12.7
McGill, Rickey	24-24	37.1	.470	.280	.748	4.6	5.3	55	5	15.0	123-92	28.3	.463	.339	.744	3.5	4.2	191	26	10.3
Agee, Tajuan	24-19	26.4	.453	.324	.697	7.7	1.0	23	18	12.6	24-19	26.4	.453	.324	.697	7.7	1.0	23	18	12.6
Gist, Asante	24-12	27.9	.421	.351	.750	2.3	1.9	16	0	12.2	24-12	27.9	.421	.351	.750	2.3	1.9	16	0	12.2
Perez, Ben	19-13	27.5	.452	.415	.875	3.3	1.1	17	1	9.2	19-13	27.5	.452	.415	.875	3.3	1.1	17	1	9.2
Still, Isaiah	13-9	24.5	.375	.250	.583	3.2	1.4	13	5	7.5	13-9	24.5	.375	.250	.583	3.2	1.4	13	5	7.5
Ristanovic, Andrija	20-8	14.7	.368	.364	.846	3.0	0.6	6	11	3.5	20-8	14.7	.368	.364	.846	3.0	0.6	6	11	3.5
Maxwell, Jahnathan	22-1	11.4	.406	.268	.600	2.1	0.6	10	3	3.1	22-1	11.4	.406	.268	.600	2.1	0.6	10	3	3.1
Nikolic, Niksa	21-10	12.5	.581	.000	.438	2.3	0.4	5	18	2.7	21-10	12.5	.581	.000	.438	2.3	0.4	5	18	2.7
Hudson, Payton	16-0	7.6	.222	.143	.000	0.5	0.4	4	0	0.3	16-0	7.6	.222	.143	.000	0.5	0.4	4	0	0.3
Rhem, Malik	2-0	1.0	.000	.000	.000	0.0	0.0	0	0	0.0	2-0	1.0	.000	.000	.000	0.0	0.0	0	0	0.0

SCORING	fg-fga	fg%	3fg-fga	3fg%	ft-fta	ft%	pts	pts/g	fg-fga	fg%	3fg-fga	3fg%	ft-fta	ft%	pts	pts/g
Crawford, E.J.	153-303	.505	36-99	.364	82-100	.820	424	17.7	409-863	.474	142-372	.382	207-258	.802	1167	12.7
McGill, Rickey	119-253	.470	21-75	.280	101-135	.748	360	15.0	449-969	.463	106-313	.339	267-359	.744	1271	10.3
Agee, Tajuan	105-232	.453	24-74	.324	69-99	.697	303	12.6	105-232	.453	24-74	.324	69-99	.697	303	12.6
Gist, Asante	96-228	.421	46-131	.351	54-72	.750	292	12.2	96-228	.421	46-131	.351	54-72	.750	292	12.2
Perez, Ben	57-126	.452	39-94	.415	21-24	.875	174	9.2	57-126	.452	39-94	.415	21-24	.875	174	9.2
Still, Isaiah	30-80	.375	9-36	.250	28-48	.583	97	7.5	30-80	.375	9-36	.250	28-48	.583	97	7.5
Ristanovic, Andrija	21-57	.368	16-44	.364	11-13	.846	69	3.5	21-57	.368	16-44	.364	11-13	.846	69	3.5
Maxwell, Jahnathan	26-64	.406	11-41	.268	6-10	.600	69	3.1	26-64	.406	11-41	.268	6-10	.600	69	3.1
Nikolic, Niksa	25-43	.581	0-0	.000	7-16	.438	57	2.7	25-43	.581	0-0	.000	7-16	.438	57	2.7
Hudson, Payton	2-9	.222	1-7	.143	0-0	.000	5	0.3	2-9	.222	1-7	.143	0-0	.000	5	0.3
Rhem, Malik	0-2	.000	0-0	.000	0-0	.000	0	0.0	0-2	.000	0-0	.000	0-0	.000	0	0.0

TOTALS	o-reb	d-reb	t-reb	pf	fo	ast	to	a/to	o-reb	d-reb	t-reb	pf	fo	ast	to	a/to
Crawford, E.J.	30	91	121	59	1	46	44	1.0	66	275	341	192	4	121	108	1.1
McGill, Rickey	22	88	110	66	3	127	77	1.6	79	346	425	260	6	518	260	2.0
Agee, Tajuan	38	146	184	88	9	23	54	0.4	38	146	184	88	9	23	54	0.4
Gist, Asante	9	45	54	51	1	46	41	1.1	9	45	54	51	1	46	41	1.1
Perez, Ben	16	46	62	31	1	21	14	1.5	16	46	62	31	1	21	14	1.5
Still, Isaiah	8	34	42	29	0	18	25	0.7	8	34	42	29	0	18	25	0.7
Ristanovic, Andrija	9	50	59	29	0	11	15	0.7	9	50	59	29	0	11	15	0.7
Maxwell, Jahnathan	13	33	46	41	1	13	15	0.9	13	33	46	41	1	13	15	0.9
Nikolic, Niksa	27	22	49	38	2	8	23	0.3	27	22	49	38	2	8	23	0.3
Hudson, Payton	3	5	8	10	0	7	2	3.5	3	5	8	10	0	7	2	3.5
Rhem, Malik	0	0	0	0	0	0	0	0.0	0	0	0	0	0	0	0	0.0

2018-19 Gaels By The Numbers... *(under Cluess in parenthesis)*

Iona Record:			When Iona Scores					
Overall	9-15 (191-107)		Less than 50 points	0-0 (0-0)		When opponents make more FTs	3-7 (61-62)	
MAAC	7-6 (119-46)		50-59 points	1-2 (1-9)		When opponents shoot more FTs	2-8 (63-64)	
At the Hynes Athletics Center	6-3 (90-19)		60-69 points	0-3 (16-22)		When free throws made are equal	0-1 (12-4)	
On the Road	2-9 (73-64)		70-79 points	3-4 (57-42)		When free throws shot are equal	0-0 (6-4)	
Neutral Sites	1-3 (28-24)		80-89 points	2-5 (68-23)		From Behind the Arc:		
MAAC Home Games	5-2 (66-15)		90-99 points	2-1 (36-7)		When Iona makes more threes	3-2 (125-35)	
MAAC Away Games	2-4 (50-31)		More than 99 points	1-0 (13-4)		When opponents make more threes	5-9 (42-62)	
MAAC Neutral Games	0-0 (3-0)		When Opponent Scores:			Three pointers are equal	1-4 (24-10)	
Leading at the half	5-1 (147-29)		Less than 50 points	0-0 (2-0)		Rebounds:		
Trailing at the half	4-13 (36-72)		50-59 points	1-1 (26-1)		When Iona out rebounds opponent....	6-1 (101-24)	
Tied at the half	0-1 (8-6)		60-69 points	1-1 (59-12)		When opponent out rebounds Iona....	3-14 (82-79)	
Overtime	0-0 (10-10)		70-79 points	5-3 (72-26)		When rebounds are equal	0-0 (8-4)	
After a win	3-5 (127-63)		80-89 points	2-6 (27-39)		Assists:		
After a loss	6-10 (64-44)		90-99 points	0-4 (5-23)		When Iona has more assists	5-1 (147-30)	
Day of the Week:			More than 99 points	0-0 (0-6)		When opponent has more assists	4-13 (32-71)	
Sunday	2-4 (50-27)		When Iona's FG Percentage is:			When assists are equal	0-1 (12-6)	
Monday	0-1 (13-12)		Less than 35%	0-1 (3-12)		Turnovers:		
Tuesday	0-2 (14-14)		35-39.9%	0-2 (7-17)		When Iona has more TOs	5-7 (60-51)	
Wednesday	2-0 (20-6)		40-44.9%	2-6 (31-40)		When opponent has more TOs	4-8 (120-50)	
Thursday	1-1 (8-14)		45-49.9%	4-4 (62-23)		When turnovers are equal	0-0 (11-6)	
Friday	3-2 (54-16)		50% or higher	3-2 (88-15)		Margin of Victory/Loss:		
Saturday	1-5 (32-18)		When Opponents' FG Percentage is:			1 point	0-2 (5-9)	
Month:			Less than 35%	0-0 (17-0)		2 points	0-2 (3-11)	
November	2-4 (24-22)		35-39.9%	4-0 (47-7)		4 points or less	2-7 (38-39)	
December	0-5 (37-30)		40-44.9%	2-6 (54-33)		5-9 points	4-3 (45-35)	
January	5-4 (57-23)		45-49.9%	3-5 (50-26)		Less than 10	6-10 (83-74)	
February	2-2 (48-19)		50% or higher	0-4 (23-41)		10 or more	3-5 (108-33)	
March	0-0 (25-13)		At the Free Throw Line:			10-14 points	1-2 (37-16)	
Tip-off Time			When Iona makes more FTs	6-7 (118-41)		15-19 points	2-1 (37-8)	
Day games	4-9 (68-40)		When Iona shoots more FTs	7-7 (122-39)		20 or more points	0-2 (34-9)	
Night games (after 5 p.m.)	5-6 (123-67)							

2018-19 Starting Lineups *(Nine combinations in 2018-19)*

Opponent	F	F	G	G	G	Record
ALBANY	Agee	Still	Crawford	Gist	McGill	-
at New Mexico	Agee	Still	Crawford	Gist	McGill	-
vs. Long Beach State	Agee	Still	Crawford	Gist	McGill	-
vs. Hartford	Nikolic	Still	Crawford	Gist	McGill	-
at Providence	Nikolic	Still	Crawford	Gist	McGill	-
at Ohio	Nikolic	Agee	Crawford	Gist	McGill	0-1
at VCU	Agee	Still	Crawford	Gist	McGill	-
vs. Columbia	Nikolic	Still	Crawford	Gist	McGill	1-2
vs. Princeton	Agee	Still	Crawford	Gist	McGill	1-4
at Yale	Ristanovic	Still	Crawford	Perez	McGill	0-1
HOLY CROSS	Agee	Ristanovic	Crawford	Perez	McGill	-
MONMOUTH	Agee	Ristanovic	Crawford	Perez	McGill	-
FAIRFIELD	Agee	Ristanovic	Crawford	Perez	McGill	-
at Niagara	Agee	Perez	Crawford	Gist	McGill	-
at Canisius	Agee	Nikolic	Crawford	Perez	McGill	-
MARIST	Agee	Nikolic	Crawford	Perez	McGill	-
at Monmouth	Agee	Nikolic	Crawford	Perez	McGill	-
RIDER	Nikolic	Ristanovic	Agee	Crawford	McGill	-
at Fairfield	Nikolic	Ristanovic	Agee	Crawford	McGill	1-1
at Marist	Maxwell	Ristanovic	Perez	Crawford	McGill	0-1
SIENA	Agee	Nikolic	Crawford	Perez	McGill	2-2
QUINNIPIAC	Agee	Ristanovic	Crawford	Perez	McGill	2-2
NIAGARA	Agee	Perez	Crawford	Gist	McGill	-
at Siena	Agee	Perez	Crawford	Gist	McGill	2-1
SAINT PETER'S						
at Quinnipiac						
CANISIUS						
at Rider						

Season/Career Highs

#0 - RICKEY MCGILL

Season High		Career High
29, vs. MON (1/3/19)	Points	40, at RID (2/25/18)
9, vs. RID (1/25/19)	Rebounds	12, vs. FDU (12/2/17)
9, 3x (at CAN, 1/13/19)	Field Goals	12, at RID (2/25/18)
3, 2x (vs. MON, 1/3/19)	3-Pt. FG	5, 3x (at RID, 2/25/18)
8, 2x (vs. MON, 1/3/19)	Free Throws	11, at RID (2/25/18)
9, 2x (vs. FFD, 1/5/19)	Assists	14, vs. CAN (1/7/17)
2, vs. COL (12/9/18)	Blocks	2, 4x (vs. COL, 12/9/18)
5, at NIA (1/11/19)	Steals	5, 3x (at NIA, 1/11/19)
40, 6x (vs. NIA, 2/10/19)	Minutes	41, 3x (at SIE, 2/12/18)

#1 - ISAIAH STILL

Season High		Career High
16, vs. LB (11/19/18)	Points	28, vs. SHU (2/5/17)
8, 3x (at VCU, 12/1/18)	Rebounds	11, vs. LIU (3/1/17)
5, 2x (vs. COL, 12/9/18)	Field Goals	10, at DEP (11/13/16)
2, 3x (vs. HART, 11/21/18)	3-Pt. FG	6, vs. SHU (2/5/17)
8, vs. LB (11/19/18)	Free Throws	9, 2x (at CCSU, 2/18/17)
3, 3x (vs. PRIN, 12/15/18)	Assists	6, vs. SFU (1/12/17)
2, at VCU (12/1/18)	Blocks	2, at VCU (12/1/18)
5, at NM (11/13/18)	Steals	5, at NM (11/13/18)
39, at VCU (12/1/18)	Minutes	42, at SFU (1/27/17)

#2 - E.J. CRAWFORD

Season High		Career High
28, at FFD (1/27/19)	Points	28, at FFD (1/27/19)
9, at Ohio (11/27/18)	Rebounds	9, at Ohio (11/27/18)
11, at FFD (1/27/19)	Field Goals	11, at FFD (1/27/19)
5, vs. PRIN (12/15/18)	3-Pt. FG	5, vs. PRIN (12/15/18)
10, at NM (11/13/18)	Free Throws	10, at NM (11/13/18)
5, 3x (vs. MAR, 1/18/19)	Assists	5, 3x (vs. MAR, 1/18/19)
1, 4x (at MAR, 1/31/19)	Blocks	1, 20x (at MAR, 1/31/19)
2, 4x (at SIE, 2/13/19)	Steals	3, vs. MAN (2/23/18)
40, at SIE (2/13/19)	Minutes	40, 2x (at SIE, 2/13/19)

#3 - ASANTE GIST

Season High		Career High
21, 3x (at MON, 1/20/19)	Points	28, at BEL (2/16/17)
5, 2x (vs. COL, 12/9/18)	Rebounds	7, vs. IUPUI (11/11/16)
7, vs. NIA (2/10/19)	Field Goals	10, at BEL (2/16/17)
5, vs. FFD (1/5/19)	3-Pt. FG	6, vs. PEAY (2/1/17)
7, at PROV (11/24/18)	Free Throws	16, vs. IUPUI (11/11/16)
6, at NIA (1/11/19)	Assists	6, 5x (at NIA, 1/11/19)
0	Blocks	1, vs. WISE (12/28/16)
4, vs. LB (11/19/18)	Steals	4, vs. LB (11/19/18)
38, at PROV (11/24/18)	Minutes	43, vs. PEAY (2/1/17)

#5 - BEN PEREZ

Season High		Career High
19, vs. MON (1/3/19)	Points	19, vs. MON (1/3/19)
11, at CAN (1/13/19)	Rebounds	11, at CAN (1/13/19)
6, 2x (vs. SIE, 2/2/19)	Field Goals	6, 2x (vs. SIE, 2/2/19)
5, 2x (vs. SIE, 2/2/19)	3-Pt. FG	5, 2x (vs. SIE, 2/2/19)
7, vs. MAR (1/18/19)	Free Throws	7, vs. MAR (1/18/19)
4, at CAN (1/13/19)	Assists	4, at CAN (1/13/19)
0	Blocks	1, 5x (vs. UNLV, 3/5/16)
3, 2x (at MAR, 1/31/19)	Steals	3, 2x (at MAR, 1/31/19)
40, at CAN (1/13/19)	Minutes	40, at CAN (1/13/19)

#10 - ANDRIJA RISTANOVIC

Season High		Career High
12, vs. MON (1/3/19)	Points	12, vs. MON (1/3/19)
8, 3x (vs. SIE, 2/2/19)	Rebounds	8, 3x (vs. SIE, 2/2/19)
4, vs. PRIN (12/15/18)	Field Goals	4, vs. PRIN (12/15/18)
3, 2x (vs. PRIN, 12/15/18)	3-Pt. FG	3, 2x (vs. PRIN, 12/15/18)
6, vs. MON (1/3/19)	Free Throws	6, vs. MON (1/3/19)
2, 3x (vs. SIE, 2/2/19)	Assists	2, 3x (vs. SIE, 2/2/19)
3, at MAR (1/31/19)	Blocks	3, at MAR (1/31/19)
2, vs. ALB (11/9/18)	Steals	2, vs. ALB (11/9/18)
31, vs. MON (1/3/19)	Minutes	31, vs. MON (1/3/19)

#12 - TAJUAN AGEE

Season High		Career High
25, at SIE (2/13/19)	Points	25, at SIE (2/13/19)
13, at SIE (2/13/19)	Rebounds	13, at SIE (2/13/19)
9, at SIE (2/13/19)	Field Goals	9, at SIE (2/13/19)
5, at SIE (2/13/19)	3-Pt. FG	5, at SIE (2/13/19)
10, vs. FFD (1/5/19)	Free Throws	10, vs. FFD (1/5/19)
3, 2x (at MON, 1/20/19)	Assists	3, 2x (at MON, 1/20/19)
3, vs. QUI (2/8/19)	Blocks	3, vs. QUI (2/8/19)
4, at YALE (12/22/18)	Steals	4, at YALE (12/22/18)
38, vs. QUI (2/8/19)	Minutes	38, vs. QUI (2/8/19)

#13 - JAHNATHAN MAXWELL

Season High		Career High
16, vs. MON (1/3/19)	Points	16, vs. MON (1/3/19)
7, vs. MON (1/3/19)	Rebounds	7, vs. MON (1/3/19)
5, vs. MON (1/3/19)	Field Goals	5, vs. MON (1/3/19)
4, vs. MON (1/3/19)	3-Pt. FG	4, vs. MON (1/3/19)
2, 2x (vs. MAR, 1/18/19)	Free Throws	2, 2x (vs. MAR, 1/18/19)
3, vs. MON (1/3/19)	Assists	3, vs. MON (1/3/19)
2, vs. PRIN (12/15/18)	Blocks	2, vs. PRIN (12/15/18)
3, at NM (11/13/18)	Steals	3, at NM (11/13/18)
25, vs. MON (1/3/19)	Minutes	25, vs. MON (1/3/19)

#32 - PAYTON HUDSON

Season High		Career High
5, vs. SIE (2/2/19)	Points	5, vs. SIE (2/2/19)
3, vs. NIA (2/10/19)	Rebounds	3, vs. NIA (2/10/19)
2, vs. SIE (2/2/19)	Field Goals	2, vs. SIE (2/2/19)
1, vs. SIE (2/2/19)	3-Pt. FG	1, vs. SIE (2/2/19)
0	Free Throws	0
3, at YALE (12/22/18)	Assists	3, at YALE (12/22/18)
0	Blocks	0
1, 4x (at FFD, 1/27/19)	Steals	1, 4x (at FFD, 1/27/19)
24, at FFD (1/27/19)	Minutes	24, at FFD (1/27/19)

#44 - NIKSA NIKOLIC

Season High		Career High
14, at PROV (11/24/18)	Points	14, at PROV (11/24/18)
8, at PROV (11/24/18)	Rebounds	8, at PROV (11/24/18)
7, at PROV (11/24/18)	Field Goals	7, at PROV (11/24/18)
0	3-Pt. FG	0
2, 2x (at MON, 1/20/19)	Free Throws	2, 2x (at MON, 1/20/19)
4, at CAN (1/13/19)	Assists	4, at CAN (1/13/19)
6, vs. RID (1/25/19)	Blocks	6, vs. RID (1/25/19)
1, 6x (vs. SIE, 2/2/19)	Steals	1, 6x (vs. SIE, 2/2/19)
31, at PROV (11/24/18)	Minutes	31, at PROV (11/24/18)

The Last Time Iona...

Played in Overtime – Siena 82, Iona 78 OT (Feb. 12, 2018)
 Won in Overtime – Iona 87, Quinnipiac 82 2OT (Feb. 2, 2018)
 Played in Double Overtime – Iona 87, Quinnipiac 82 (Feb. 2, 2018)
 Won in Double Overtime – Iona 87, Quinnipiac 82 (Feb. 2, 2018)
 Played in Triple Overtime – Iona 88, Canisius 90 (Jan. 30, 2005)
 Beat a Ranked Opponent – Iona 89, No. 23 Iowa State 72 (Nov. 26, 2005)
 Played a Ranked Opponent – No. 5 Duke 89, Iona 68 (Mar. 15, 2018)
 Won by 15-19 points – 18 – Iona 88, Canisius 70 (Jan. 13, 2019)
 Won by 20-29 points – 27 – Iona 91, Rider 64 (Jan. 14, 2018)
 Won by 30-39 points – 34 – Iona 98, Marist 64 (Feb. 8, 2018)
 Won by 40-49 points – 44 – Iona 105, Bucknell 61 (Dec. 2, 2000)
 Won by 50 points or more – 50 – Iona 126, Delaware State 76 (Nov. 26, 2014)
 Lost by 15-19 points – 15 – Yale 99, Iona 84 (Dec. 22, 2018)
 Lost by 20-29 points – 39 – VCU 88, Iona 59 (Dec. 1, 2018)
 Lost by 30-49 points – 31 – Iona 36, Louisville 67 (Dec. 29, 2007)
 Lost by 50 points or more – 50 – Iona 54, No. 1 UConn 104 (Dec. 20, 2003)
 Scored 100 points or more – 103 – Iona 103, Monmouth 84 (Jan. 3, 2019)
 Scored 90-99 points – 90 – Iona 90, Marist 77 (Jan. 18, 2019)
 Scored 80-89 points – 81 – Monmouth 83, Iona 81 (Jan. 20, 2019)
Scored less than 60 points – 57 – Iona 57, Siena 52 (Feb. 13, 2019)
 Scored less than 50 points – 41 – Iona 49, Saint Peter's 48 (Feb. 28, 2010)
 Scored less than 40 points – 39 – Iona 39, Manhattan 52 (Feb. 9, 2009)
Both teams scored less than 60 – Iona 57, Siena 52 (Feb. 13, 2019)
 Both teams scored less than 50 – Iona 49, Saint Peter's 48 (Feb. 28, 2010)
 Allowed an opponent to score 90 or more – Niagara 95, Iona 90 (Jan. 11, 2019)
 Allowed an opponent to score 100 or more – 110 – Rider 110, Iona 101 (Feb. 25, 2018)
 Held an opponent to under 60 – 51 – Iona 72, Manhattan 51 (Feb. 24, 2017)
 Held an opponent to under 50 – 40 – Iona 64, Saint Peter's 40 (Jan. 29, 2012)
 Shot 70.0% or better from the floor – 70.0% – vs. Wagner (Dec. 3, 2002)
 Shot 60.0% or better from the floor – 61.7% – vs. Canisius (Jan. 8, 2017)
 Shot 55.0% or better from the floor – 58.5% – vs. Monmouth (Jan. 3, 2019)
 Shot 40.0% or lower from the floor – 36.0% – vs. Siena (Feb. 2, 2019)
 Shot less than 30.0% from the floor – 29.0% – at Valparaiso (Nov. 15, 2015)
 Held an opponent to less than 35.0% from the floor – 33.9% – vs. UC Santa Barbara (Dec. 21, 2016)
 Held an opponent to less than 30.0% from the floor – 28.0% – at Niagara (Jan. 16, 2010)
 Held an opponent to less than 25.0% from the floor – 23.7% – vs. St. Bonaventure (Nov. 19, 2004)
 Allowed an opponent to shoot 50.0% or better from the floor – 53.7% – vs. Holy Cross (Dec. 30, 2018)
 Allowed an opponent to shoot 60.0% or better from the floor – 61.4% – at Rider (Feb. 25, 2018)
 Made 24 or more three-point FGs – 24 – vs. Delaware State (Nov. 26, 2014) (school record)
 Made 20-23 three-point FGs – 20 – at Holy Cross (Dec. 19, 2017)
 Made 19 three-point FG – 19 – vs. Fairfield (Dec. 1, 2015), vs. Monmouth (Mar. 5, 2015)
 Made 18 three-point FG – 18 – vs. Liberty (Dec. 18, 2012), at Albany (Nov. 23, 2010)
 Made 17 three-point FG – 17 – vs. Monmouth (Jan. 3, 2019)
 Made 16 three-point FG – 16 – vs. Rider (Jan. 14, 2018)
 Made 15 three-point FG – 15 – at Marist (Feb. 8, 2018)
 Made 10-14 three-point FG – 11 – at Marist (Jan. 31, 2019)
 Did not make a three-pt. FG – (0-10) at Marist (Dec. 5, 2008)
 Did not allow an opponent to hit a three-pt. FG – vs. St. John's (Dec. 17, 2017)
 Attempted 50 or more FT – 50 (38 made) – at Marist (Jan. 28, 2005)
 Attempted 40 or more FT – 40 (34 made) – vs. Canisius (Mar. 9, 2013)
 Made 35 or more FT – 34 (40 att.) – vs. Canisius (Mar. 9, 2013)
 Made 30 or more FT – 31 (39 att.) – vs. Niagara (Feb. 10, 2005)
 Had 55 or more rebounds – 55 – at Niagara (Dec. 29, 2017)
 Had 50-54 rebounds – 51 – vs. Quinnipiac (Jan. 23, 2016)
 Had 45-49 rebounds – 46 – at Niagara (Feb. 12, 2017)
 Had 40-44 rebounds – 42 – vs. Rider (Jan. 25, 2019)
 Had 25 or less rebounds – 24 – vs. Saint Peter's (Mar. 4, 2018)
 Had 35 or more assists – 35 – vs. Delaware State (Nov. 26, 2014) (school record)
 Had 30-34 assists – 34 – vs. Niagara (Jan. 4, 2014)
 Had 28-29 assists – 29 – vs. Marist (Feb. 8, 2015)
 Had 25-27 assists – 25 – vs. Coastal Carolina (Nov. 19, 2017)
 Had 20-24 assists – 21 – vs. Fairfield (Jan. 7, 2018)
 Made 15 or more steals – 15 – vs. Siena (Feb. 13, 2016)
 Made 20 or more steals – 21 – at Marist (Feb. 8, 2018)
 Had 20 or more turnovers – 23 – at VCU (Dec. 1, 2018)
 Had 25 or more turnovers – 25 – at Rider (Jan. 21, 2008)
 Had 6-10 turnovers – 10 – vs. Niagara (Feb. 10, 2019)
 Had 5 or less turnovers – 4 – vs. Quinnipiac (Feb. 8, 2019)
 Blocked 10 or more shots – 10 – at Manhattan (Feb. 28, 2014)
 Had seven or more players in double figures – vs. Niagara (Jan. 4, 2014)
 Had six players in double figures – vs. Marist (Jan. 18, 2019)
 Had five players in double figures – vs. Niagara (Feb. 10, 2019)
 Had four players in double figures – vs. Quinnipiac (Feb. 8, 2019)
 Had zero players in double figures – vs. Siena (Dec. 7, 2009)

The Last Time An Iona player...

Scored 50 or more – 50 – Warren Issac vs. Bates (Dec. 18, 1964)
 Scored 45-49 points – 45 – A.J. English vs. Monmouth (Jan. 15, 2016)
 Scored 40-44 points – 40 – Rickey McGill at Rider (Feb. 25, 2018)
 Scored 35-39 points – 38 – Jordan Washington vs. Rider (Feb. 19, 2017)
 Scored 30-34 points – 30 – Schadrac Casimir vs. Manhattan (Feb. 23, 2018)
Scored 25-29 points – 25 – Tajuan Agee at Siena (Feb. 13, 2019)
 Scored back-to-back 30+ point efforts – A.J. English at Monmouth, at Siena (Feb. 19-22, 2015)
 Two players had at least 30 points – Mike Glover (34) and Scott Machado (33) vs. Saint Joseph's (Nov. 23, 2011)
 Two players had at least 20 points – E.J. Crawford (20) and Asante Gist (20) vs. Rider (Jan. 25, 2019)
 Three players had at least 20 points – E.J. Crawford (23), Tajuan Agee (22), Rickey McGill (22) at Niagara (Jan. 11, 2019)
 Hit more than 10 3-pt FG – 13 – A.J. English vs. Fairfield (Dec. 1, 2015) (School/MAAC Record)
 Hit 10 3-pt FG – 10 – Sean Armand vs. Siena (Jan. 3, 2012)
 Hit 9 3-pt FG – 9 – Isaiah Williams vs. Monmouth (Mar. 8, 2015)
 Hit 8 3-pt FG – 8 – Deyshonee Much at Canisius (Feb. 5, 2016)
 Hit 7 3-pt FG – 7 – Deyshonee Much at Marist (Feb. 8, 2018)
 Hit 6 3-pt. FG – 6 – Deyshonee Much vs. Fairfield (Jan. 7, 2018)
Hit 5 3-pt. FG – 5 – Tajuan Agee at Siena (Feb. 13, 2019)
 Made at least 10 free throws – 10 – Tajuan Agee vs. Fairfield (Jan. 5, 2019)
 Made at least 15 free throws – 16 – Devon Clarke at Fairfield (Dec. 7, 2008)
 Had 20 or more rebounds – 20 – Jonathan Duck vs. Seton Hall (Nov. 24, 1990)
 Had 18 or more rebounds – 18 – David Laury at Marist (Feb. 20, 2015)
 Had 17 or more rebounds – 17 – David Laury at Rhode Island (Mar. 17, 2015)
 Had 15 rebounds or more – 16 – TK Edogi at Niagara (Dec. 29, 2017)
 Two players had 10 rebounds or more – TK Edogi (16) and Roland Griffin (11) at Niagara (Dec. 29, 2017)
 Three players had 10 rebounds or more – David Laury (13), Sean Armand (12), Taaj Ridley (11) vs. Marist (Feb. 7, 2013)
 Had 17 or more assists – 17 – Danny Doyle vs. Fairfield (Feb. 19, 1994) (school record)
 Had 16 assists – 16 – Scott Machado vs. Manhattan (Jan. 12, 2012)
 Had 15 assists – 15 – Scott Machado vs. Nevada (Feb. 18, 2012)
 Had 14 assists – 14 – Rickey McGill vs. Monmouth (Jan. 8, 2017)
 Had 13 assists – 13 – A.J. English vs. Monmouth (Feb. 14, 2014)
 Had 12 assists – 12 – Rickey McGill vs. Canisius (Jan. 21, 2018)
 Had 11 assists – 11 – Zach Lewis vs. Saint Peter's (Jan. 5, 2018)
 Had 10 assists – 10 – Rickey McGill vs. Marist (Dec. 31, 2016)
 Had back-to-back 10+ assist efforts – Scott Machado (2 gms, Dec. 21-29, 2011)
 Had three straight 10+ assist efforts – Scott Machado (5 gms, Nov. 17-28, 2011)
 Had four straight 10+ assist efforts – Scott Machado (5 gms, Nov. 17-28, 2011)
 Had five straight 10+ assist efforts – Scott Machado (5 gms, Nov. 17-28, 2011)
 Had 10 or more steals – 10 – Ricky Solver vs. Portland State (Nov. 25, 2005)
 Had at least 9 steals – Ricky Rivers vs. Akron (Dec. 4, 1993)
 Had at least 8 steals – Ricky Solver at Rider (Feb. 11, 2006)
 Had at least 7 steals – A.J. English vs. Monmouth (Jan. 15, 2016)
 Had at least 6 steals – Deyshonee Much vs. NJIT (Dec. 14, 2016)
 Had at least 5 steals – Rickey McGill at Niagara (Jan. 11, 2019)
 Had 10 or more blocks – 11 – Nakiea Miller vs. Fairfield (March 5, 2000)
 Had at least 9 blocks – Greg Jenkins vs. Manhattan (Jan. 25, 2004)
 Had at least 8 blocks – Nakiea Miller vs. St. Francis NY (Nov. 28, 2000)
 Had at least 7 blocks – Isaiah Williams at Manhattan (Feb. 28, 2014)
 Had at least 6 blocks – Niksa Nikolic vs. Rider (Jan. 25, 2019)
 Had at least 5 blocks – Taylor Bessick vs. Oregon (Mar. 17, 2017)
Registered a double-double – Tajuan Agee (25p/13r) at Siena (Feb. 13, 2019)
Registered back-to-back double-doubles – Tajuan Agee (3 gms, Feb. 8-13, 2019)
Registered three straight double-doubles – Tajuan Agee (3 gms, Feb. 8-13, 2019)
 Registered four straight double-doubles – Jordan Washington (4 gms, Feb. 14-24, 2017)
 Registered five straight double-doubles – David Laury (5 gms, Jan. 20-Feb. 4, 2013)
 Registered six straight double-doubles – Mike Glover (8 gms, Nov. 30-Dec. 29, 2010)
 Registered seven straight double-doubles – Mike Glover (8 gms, Nov. 30-Dec. 29, 2010)
 Registered eight straight double-doubles – Mike Glover (8 gms, Nov. 30-Dec. 29, 2010)
 At least two players registered a double-double – Rickey McGill (14p/12a) and TK Edogi (16p/10r) vs. Canisius (Jan. 21, 2018)
 Three or more players registered a double-double – Mike Glover (13p/12r), Taaj Ridley (16p/12r), Scott Machado (14p/11a) vs. Purdue (Nov. 17, 2011)

Iona's Triple-Doubles...

Nakiea Miller (14p/10r/11b) vs. Fairfield (Mar. 5, 2000)
 Scott Machado (10p/11r/10a) vs. Marist (Feb. 12, 2012)

2018-19 Iona Game-By Game Team Statistics

Opponent	Date	Score	W	Total		3-Pointers		Free throws		Rebounds											
				fg-fga	pct	3fg-fga	pct	ft-fta	pct	off	def	tot	avg	pf	a	t/o	blk	stl	pts	avg	
ALBANY	11/09/18	72-68	W	25-57	.439	6-25	.240	16-25	.640	10	24	34	34.0	16	16	13	2	12	72	72.0	
at New Mexico	11/13/18	83-90	L	24-60	.400	9-26	.346	26-36	.722	11	23	34	34.0	29	15	15	3	12	83	77.5	
vs Long Beach State	11/19/18	85-86	L	26-60	.433	10-31	.323	23-28	.821	10	17	27	31.7	21	11	17	2	14	85	80.0	
vs Hartford	11/21/18	80-75	W	28-49	.571	9-20	.450	15-24	.625	4	22	26	30.3	20	16	14	1	6	80	80.0	
at Providence	11/24/18	79-91	L	29-57	.509	6-20	.300	15-18	.833	7	23	30	30.2	16	15	15	0	6	79	79.8	
at Ohio	11/27/18	65-89	L	21-65	.323	9-33	.273	14-24	.583	13	26	39	31.7	21	16	17	2	9	65	77.3	
at Va. Commonwealth	12/01/18	59-88	L	19-51	.373	4-19	.211	17-23	.739	9	31	40	32.9	27	7	23	3	3	59	74.7	
vs Columbia	12/09/18	71-74	L	25-55	.455	5-18	.278	16-20	.800	9	28	37	33.4	16	14	18	2	8	71	74.2	
vs Princeton	12/15/18	81-85	L	30-63	.476	13-29	.448	8-10	.800	8	25	33	33.3	16	14	13	4	3	81	75.0	
at Yale	12/22/18	84-99	L	29-70	.414	10-35	.286	16-22	.727	7	23	30	33.0	21	15	7	3	9	84	75.9	
HOLY CROSS	12/30/18	71-78	L	28-57	.491	5-18	.278	10-17	.588	10	18	28	32.5	15	8	10	3	4	71	75.5	
MONMOUTH	01/03/19	103-84	W	31-53	.585	17-31	.548	24-34	.706	9	32	41	33.2	24	18	13	3	8	103	77.8	
FAIRFIELD	01/05/19	94-87	W	31-64	.484	10-24	.417	22-29	.759	11	26	37	33.5	16	17	11	0	11	94	79.0	
at Niagara	01/11/19	90-95	L	35-67	.522	9-22	.409	11-17	.647	3	26	29	33.2	18	14	8	2	12	90	79.8	
at Canisius	01/13/19	88-70	W	30-56	.536	14-26	.538	14-15	.933	6	34	40	33.7	22	17	17	2	2	88	80.3	
MARIST	01/18/19	90-77	W	27-56	.482	12-31	.387	24-26	.923	10	24	34	33.7	18	14	9	3	4	90	80.9	
at Monmouth	01/20/19	81-83	L	23-56	.411	11-33	.333	24-29	.828	8	22	30	33.5	27	16	13	1	7	81	80.9	
RIDER	01/25/19	77-71	W	31-64	.484	4-21	.190	11-17	.647	9	33	42	33.9	17	14	15	6	5	77	80.7	
at Fairfield	01/27/19	68-80	L	24-49	.490	3-14	.214	17-27	.630	7	24	31	33.8	23	6	19	3	4	68	80.1	
at Marist	01/31/19	74-78	L	24-59	.407	11-29	.379	15-18	.833	12	23	35	33.8	16	12	14	6	5	74	79.8	
SIENA	02/02/19	54-56	L	18-50	.360	6-27	.222	12-19	.632	10	22	32	33.8	9	10	8	3	3	54	78.5	
QUINNIPIAC	02/08/19	65-66	L	27-67	.403	5-25	.200	6-8	.750	9	23	32	33.7	11	12	4	6	7	65	77.9	
NIAGARA	02/10/19	79-76	W	28-60	.467	8-25	.320	15-20	.750	8	26	34	33.7	14	14	10	4	6	79	78.0	
at Siena	02/13/19	57-52	W	21-52	.404	7-19	.368	8-11	.727	10	28	38	33.9	9	9	15	1	8	57	77.1	
Iona College		1850		634-1397	.454	203-601	.338	379-517	.733	210	603	813	33.9	442	320	318	65	168	1850	77.1	
Opponents		1898		665-1470	.452	233-616	.378	335-470	.713	271	626	897	37.4	455	377	330	83	138	1898	79.1	

Games played: 24

Points/game: 77.1

FG Pct: 45.4

3FG Pct: 33.8

FT Pct: 73.3

Rebounds/game: 33.9

Assists/game: 13.3

Turnovers/game: 13.3

Assist/turnover ratio: 1.0

Steals/game: 7.0

Blocks/game: 2.7

2018-19 Opponent Game-By Game Team Statistics

Opponent	Date	Score		Total		3-Pointers		Free throws		Rebounds				pf	a	t/o	blk	stl	pts	avg
				fg-fga	pct	3fg-fga	pct	ft-fta	pct	off	def	tot	avg							
ALBANY	11/09/18	72-68	W	21-58	.362	11-24	.458	15-16	.938	13	26	39	39.0	20	10	22	0	0	68	68.0
at New Mexico	11/13/18	83-90	L	27-53	.509	12-30	.400	24-38	.632	9	32	41	40.0	22	19	20	5	7	90	79.0
vs Long Beach State	11/19/18	85-86	L	30-54	.556	10-17	.588	16-20	.800	9	27	36	38.7	25	13	25	2	6	86	81.3
vs Hartford	11/21/18	80-75	W	27-57	.474	5-19	.263	16-21	.762	9	21	30	36.5	19	12	13	0	6	75	79.8
at Providence	11/24/18	79-91	L	33-67	.493	9-22	.409	16-20	.800	14	21	35	36.2	17	17	12	5	6	91	82.0
at Ohio	11/27/18	65-89	L	35-73	.479	7-22	.318	12-18	.667	16	37	53	39.0	20	23	15	4	6	89	83.2
at Va. Commonwealth	12/01/18	59-88	L	28-66	.424	11-30	.367	21-36	.583	17	27	44	39.7	23	16	8	7	14	88	83.9
vs Columbia	12/09/18	71-74	L	26-63	.413	10-29	.345	12-13	.923	9	23	32	38.8	16	19	12	3	7	74	82.6
vs Princeton	12/15/18	81-85	L	30-64	.469	13-34	.382	12-14	.857	10	26	36	38.4	15	19	11	2	8	85	82.9
at Yale	12/22/18	84-99	L	38-72	.528	10-28	.357	13-23	.565	17	36	53	39.9	16	30	13	4	2	99	84.5
HOLY CROSS	12/30/18	71-78	L	29-54	.537	10-24	.417	10-13	.769	10	23	33	39.3	17	18	14	6	5	78	83.9
MONMOUTH	01/03/19	103-84	W	28-59	.475	10-22	.455	18-32	.563	8	22	30	38.5	25	12	10	5	4	84	83.9
FAIRFIELD	01/05/19	94-87	W	31-64	.484	16-33	.485	9-11	.818	9	27	36	38.3	25	21	18	3	6	87	84.2
at Niagara	01/11/19	90-95	L	36-77	.468	13-32	.406	10-13	.769	18	33	51	39.2	17	18	14	3	3	95	84.9
at Canisius	01/13/19	88-70	W	24-63	.381	6-31	.194	16-22	.727	9	20	29	38.5	18	15	10	1	7	70	83.9
MARIST	01/18/19	90-77	W	25-58	.431	14-32	.438	13-16	.813	10	20	30	38.0	24	15	14	2	2	77	83.5
at Monmouth	01/20/19	81-83	L	26-60	.433	5-18	.278	26-39	.667	15	24	39	38.1	24	17	11	4	5	83	83.5
RIDER	01/25/19	77-71	W	25-67	.373	9-27	.333	12-21	.571	14	27	41	38.2	15	15	11	7	8	71	82.8
at Fairfield	01/27/19	68-80	L	27-59	.458	6-19	.316	20-25	.800	10	23	33	37.9	23	12	11	2	8	80	82.6
at Marist	01/31/19	74-78	L	25-58	.431	11-24	.458	17-22	.773	12	23	35	37.8	20	14	16	5	6	78	82.4
SIENA	02/02/19	54-56	L	21-51	.412	7-22	.318	7-10	.700	8	26	34	37.6	15	7	10	1	4	56	81.1
QUINNIPIAC	02/08/19	65-66	L	26-59	.441	6-23	.261	8-10	.800	10	33	43	37.9	10	12	12	3	2	66	80.5
NIAGARA	02/10/19	79-76	W	26-58	.448	15-28	.536	9-12	.750	7	26	33	37.7	19	12	17	3	5	76	80.3
at Siena	02/13/19	57-52	W	21-56	.375	7-26	.269	3-5	.600	8	23	31	37.4	10	11	11	6	11	52	79.1
Opponents		1898		665-1470	.452	233-616	.378	335-470	.713	271	626	897	37.4	455	377	330	83	138	1898	79.1
Iona College		1850		634-1397	.454	203-601	.338	379-517	.733	210	603	813	33.9	442	320	318	65	168	1850	77.1

Games played: 24

Points/game: 79.1

FG Pct: 45.2

3FG Pct: 37.8

FT Pct: 71.3

Rebounds/game: 37.4

Assists/game: 15.7

Turnovers/game: 13.8

Assist/turnover ratio: 1.1

Steals/game: 5.8

Blocks/game: 3.5

2018-19 Iona College Game By Game Comparison

Opponent	1st	2nd	Score	Mar	Total FG	FG Pct	3-Pointers	3FG Pct	Free Throws	FT Pct	Rebounds	Assist	T/Over	Block	Steal	Fouls	
ALBANY	26/30	46/38	72-68	+4	25-57/21-58	.439/.362	6-25/11-24	.240/.458	16-25/15-16	.640/.938	34/39	(5)	16/10	13/22	2/0	12/0	16/20
New Mexico	39/39	44/51	83-90	(7)	24-60/27-53	.400/.509	9-26/12-30	.346/.400	26-36/24-38	.722/.632	34/41	(7)	15/19	15/20	3/5	12/7	29/22
Long Beach State	40/41	45/45	85-86	(1)	26-60/30-54	.433/.556	10-31/10-17	.323/.588	23-28/16-20	.821/.800	27/36	(9)	11/13	17/25	2/2	14/6	21/25
Hartford	38/33	42/42	80-75	+5	28-49/27-57	.571/.474	9-20/5-19	.450/.263	15-24/16-21	.625/.762	26/30	(4)	16/12	14/13	1/0	6/6	20/19
Providence	32/48	47/43	79-91	(12)	29-57/33-67	.509/.493	6-20/9-22	.300/.409	15-18/16-20	.833/.800	30/35	(5)	15/17	15/12	0/5	6/6	16/17
Ohio	37/43	28/46	65-89	(24)	21-65/35-73	.323/.479	9-33/7-22	.273/.318	14-24/12-18	.583/.667	39/53	(14)	16/23	17/15	2/4	9/6	21/20
Va. Commonwealth	27/46	32/42	59-88	(29)	19-51/28-66	.373/.424	4-19/11-30	.211/.367	17-23/21-36	.739/.583	40/44	(4)	7/16	23/8	3/7	3/14	27/23
Columbia	30/32	41/42	71-74	(3)	25-55/26-63	.455/.413	5-18/10-29	.278/.345	16-20/12-13	.800/.923	37/32	+5	14/19	18/12	2/3	8/7	16/16
Princeton	31/30	50/55	81-85	(4)	30-63/30-64	.476/.469	13-29/13-34	.448/.382	8-10/12-14	.800/.857	33/36	(3)	14/19	13/11	4/2	3/8	16/15
Yale	31/48	53/51	84-99	(15)	29-70/38-72	.414/.528	10-35/10-28	.286/.357	16-22/13-23	.727/.565	30/53	(23)	15/30	7/13	3/4	9/2	21/16
HOLY CROSS	33/40	38/38	71-78	(7)	28-57/29-54	.491/.537	5-18/10-24	.278/.417	10-17/10-13	.588/.769	28/33	(5)	8/18	10/14	3/6	4/5	15/17
MONMOUTH	52/40	51/44	103-84	+19	31-53/28-59	.585/.475	17-31/10-22	.548/.455	24-34/18-32	.706/.563	41/30	+11	18/12	13/10	3/5	8/4	24/25
FAIRFIELD	39/51	55/36	94-87	+7	31-64/31-64	.484/.484	10-24/16-33	.417/.485	22-29/9-11	.759/.818	37/36	+1	17/21	11/18	0/3	11/6	16/25
Niagara	38/45	52/50	90-95	(5)	35-67/36-77	.522/.468	9-22/13-32	.409/.406	11-17/10-13	.647/.769	29/51	(22)	14/18	8/14	2/3	12/3	18/17
Canisius	42/23	46/47	88-70	+18	30-56/24-63	.536/.381	14-26/6-31	.538/.194	14-15/16-22	.933/.727	40/29	+11	17/15	17/10	2/1	2/7	22/18
MARIST	40/39	50/38	90-77	+13	27-56/25-58	.482/.431	12-31/14-32	.387/.438	24-26/13-16	.923/.813	34/30	+4	14/15	9/14	3/2	4/2	18/24
Monmouth	33/35	48/48	81-83	(2)	23-56/26-60	.411/.433	11-33/5-18	.333/.278	24-29/26-39	.828/.667	30/39	(9)	16/17	13/11	1/4	7/5	27/24
RIDER	41/29	36/42	77-71	+6	31-64/25-67	.484/.373	4-21/9-27	.190/.333	11-17/12-21	.647/.571	42/41	+1	14/15	15/11	6/7	5/8	17/15
Fairfield	25/42	43/38	68-80	(12)	24-49/27-59	.490/.458	3-14/6-19	.214/.316	17-27/20-25	.630/.800	31/33	(2)	6/12	19/11	3/2	4/8	23/23
Marist	34/47	40/31	74-78	(4)	24-59/25-58	.407/.431	11-29/11-24	.379/.458	15-18/17-22	.833/.773	35/35	-	12/14	14/16	6/5	5/6	16/20
SIENA	26/27	28/29	54-56	(2)	18-50/21-51	.360/.412	6-27/7-22	.222/.318	12-19/7-10	.632/.700	32/34	(2)	10/7	8/10	3/1	3/4	9/15
QUINNIPAC	29/38	36/28	65-66	(1)	27-67/26-59	.403/.441	5-25/6-23	.200/.261	6-8/8-10	.750/.800	32/43	(11)	12/12	4/12	6/3	7/2	11/10
NIAGARA	35/42	44/34	79-76	+3	28-60/26-58	.467/.448	8-25/15-28	.320/.536	15-20/9-12	.750/.750	34/33	+1	14/12	10/17	4/3	6/5	14/19
Siena	26/30	31/22	57-52	+5	21-52/21-56	.404/.375	7-19/7-26	.368/.269	8-11/3-5	.727/.600	38/31	+7	9/11	15/11	1/6	8/11	9/10

Note: Game totals are displayed in the format TEAM/OPPONENT for each category

2018-19 Iona College Points-Rebounds-Assists

Opponent	Date	Score		00	01	02	03	05	10	12
				MCGILL,RIC	STILL,ISAI	CRAWFORD,E	GIST,ASANT	PEREZ,BEN	RISTANOVIC	AGEE,TAJUA
ALBANY	11/09/18	72-68	w	12-2-9	9-8-2	14-5-0	3-1-2	10-3-0	6-3-1	10-6-1
at New Mexico	11/13/18	83-90	L	11-4-8	15-8-1	16-3-1	19-3-3	12-0-1	0-2-0	2-4-0
vs Long Beach State	11/19/18	85-86	L	15-4-4	16-3-3	15-4-0	17-0-0	1-1-3	4-4-1	5-2-0
vs Hartford	11/21/18	80-75	w	12-3-5	8-1-2	19-3-5	9-3-2	3-1-0	9-2-1	12-9-0
at Providence	11/24/18	79-91	L	14-4-8	1-1-0	21-5-1	20-5-1	0-0-0	0-1-0	9-6-3
at Ohio	11/27/18	65-89	L	16-6-5	4-2-1	4-9-2	5-3-4	DNP	6-1-0	23-8-1
at Va. Commonwealth	12/01/18	59-88	L	16-5-3	7-8-1	16-8-0	0-0-2	DNP	0-0-0	9-5-0
vs Columbia	12/09/18	71-74	L	9-5-5	14-6-3	17-7-3	11-5-1	DNP	0-0-0	16-11-0
vs Princeton	12/15/18	81-85	L	12-6-6	9-2-3	21-3-1	0-3-0	13-7-0	11-2-1	15-2-2
at Yale	12/22/18	84-99	L	13-4-3	0-0-0	23-3-1	20-3-4	7-1-1	6-8-2	13-5-1
HOLY CROSS	12/30/18	71-78	L	16-4-5	8-2-1	11-4-1	12-4-1	3-0-0	3-1-0	18-12-0
MONMOUTH	01/03/19	103-84	w	29-2-3	DNP	20-5-5	3-0-1	19-3-2	12-6-2	4-10-2
FAIRFIELD	01/05/19	94-87	w	15-6-9	DNP	22-6-1	21-2-3	8-5-2	5-3-0	23-10-2
at Niagara	01/11/19	90-95	L	22-4-3	4-1-1	23-6-2	9-2-6	8-2-1	DNP	22-11-1
at Canisius	01/13/19	88-70	w	20-3-2	DNP	20-4-2	18-1-2	17-11-4	DNP	8-6-2
MARIST	01/18/19	90-77	w	16-5-7	DNP	14-7-5	21-3-1	12-2-1	0-1-0	10-7-0
at Monmouth	01/20/19	81-83	L	18-3-5	DNP	7-5-1	21-2-4	13-4-2	0-1-0	20-10-3
RIDER	01/25/19	77-71	w	19-9-7	DNP	20-2-2	20-2-3	DNP	2-8-1	16-8-0
at Fairfield	01/27/19	68-80	L	18-4-2	DNP	28-5-3	13-4-0	DNP	0-4-0	3-4-0
at Marist	01/31/19	74-78	L	14-8-7	DNP	22-8-2	14-2-1	9-4-1	5-3-0	10-5-0
SIENA	02/02/19	54-56	L	6-5-6	DNP	19-4-1	0-0-0	17-4-0	0-8-2	3-8-1
QUINNIPIAC	02/08/19	65-66	L	12-5-4	2-0-0	22-5-2	10-3-2	2-0-2	0-1-0	17-12-2
NIAGARA	02/10/19	79-76	w	18-3-8	DNP	21-4-3	19-2-2	11-7-0	DNP	10-10-1
at Siena	02/13/19	57-52	w	7-6-3	DNP	9-6-2	7-1-1	9-7-1	DNP	25-13-1

Opponent	Date	Score		13	24	32	44
				MAXWELL,JA	RHEM,MALIK	HUDSON,PAY	NIKOLIC,NI
ALBANY	11/09/18	72-68	w	0-1-0	DNP	DNP	8-0-1
at New Mexico	11/13/18	83-90	L	6-1-1	DNP	0-0-0	2-3-0
vs Long Beach State	11/19/18	85-86	L	9-4-0	DNP	0-0-0	3-3-0
vs Hartford	11/21/18	80-75	w	3-2-1	DNP	DNP	5-1-0
at Providence	11/24/18	79-91	L	0-0-0	DNP	DNP	14-8-2
at Ohio	11/27/18	65-89	L	5-4-2	DNP	0-1-1	2-1-0
at Va. Commonwealth	12/01/18	59-88	L	3-0-0	DNP	0-0-0	8-6-1
vs Columbia	12/09/18	71-74	L	4-1-2	DNP	0-0-0	0-0-0
vs Princeton	12/15/18	81-85	L	0-3-1	DNP	0-0-0	0-1-0
at Yale	12/22/18	84-99	L	1-1-0	DNP	0-0-3	1-4-0
HOLY CROSS	12/30/18	71-78	L	0-0-0	DNP	DNP	DNP
MONMOUTH	01/03/19	103-84	w	16-7-3	0-0-0	0-1-0	0-0-0
FAIRFIELD	01/05/19	94-87	w	0-2-0	DNP	DNP	DNP
at Niagara	01/11/19	90-95	L	0-2-0	DNP	DNP	2-1-0
at Canisius	01/13/19	88-70	w	5-3-1	DNP	0-1-0	0-6-4
MARIST	01/18/19	90-77	w	13-2-0	0-0-0	0-0-0	4-4-0
at Monmouth	01/20/19	81-83	L	0-3-1	DNP	DNP	2-1-0
RIDER	01/25/19	77-71	w	0-1-1	DNP	DNP	0-4-0
at Fairfield	01/27/19	68-80	L	4-5-0	DNP	0-0-1	2-1-0
at Marist	01/31/19	74-78	L	0-2-0	DNP	0-1-1	DNP
SIENA	02/02/19	54-56	L	DNP	DNP	5-1-0	4-1-0
QUINNIPIAC	02/08/19	65-66	L	DNP	DNP	0-0-0	0-2-0
NIAGARA	02/10/19	79-76	w	0-1-0	DNP	0-3-0	0-2-0
at Siena	02/13/19	57-52	w	0-1-0	DNP	0-0-1	0-0-0

2018-19 Saint Peter's Peacocks Roster and Statistics

Roster

No.	Name	Cl.	Pos.	Ht.	Wt.	Hometown / High School
0	Dallas Watson	Fr.	G	6-4	175	Brooklyn, NY / St. Raymond's
1	Davauhnte Turner	Sr.	G	6-0	185	Grambling, LA / Independence CC / Grambling
2	Klay Brown	Fr.	G	6-4	185	Queens, NY / Abraham Lincoln
4	Nazeer Bostick	Jr.	G	6-4	203	Philadelphia, PA / Penn State / Roman Catholic
5	Manny Dixon	Fr.	G/F	6-5	180	Trenton, NJ / Notre Dame HS
10	Mikko Johnson	Fr.	G	6-2	165	Brooklyn, NY / Brooklyn HS for Law & Tech.
11	KC Ndefo	Fr.	F	6-6	185	Elmont, NY / Abraham Lincoln
12	Majur Majak	Fr.	C	7-1	215	Juba, South Sudan / Patrick School
13	Amir Hicks	Jr.	G	5-10	155	Paterson, NJ / St. Mary's
20	Derrick Woods	Jr.	F	6-8	225	Trenton, NJ / Delaware / St. Bonaventure / Pennsbury
22	Cameron Underwood	So.	G/F	6-6	185	Spokane, WA / Lewis and Clark
23	Samuel Idowu	Sr.	F	6-7	240	Brooklyn, NY / Lafayette Educational
24	Quinn Taylor	Jr.	G/F	6-4	185	Amarillo, TX / Tascosa
25	Cameron Jones	RJr.	G	6-3	195	Fairless Hills, PA / Pennsbury

Head Coach: Shaheen Holloway (Seton Hall '00), first season
Assistant Coach: Ryan Whalen (Saint Joseph's '08)
Assistant Coach: Matt Eisele (Pittsburgh '04)
Assistant Coach: John Morton (Seton Hall '90)
Director of Operations: Erik Goldbach (Charleston '17)
Special Asst. to the HC: Brian Petruzzelli (Montclair State '16)

Statistics

RECORD:	OVERALL	HOME	AWAY	NEUTRAL
ALL GAMES	6-17	5-5	1-12	0-0
CONFERENCE	3-8	2-3	1-5	0-0
NON-CONFERENCE	3-9	3-2	0-7	0-0

#	Player	gp-gs	min	avg	Total		3-Point		F-Throw		Rebounds					pf	dq	a	to	blk	stl	pts	avg
					fg-fga	fg%	3fg-fga	3fg%	ft-fa	ft%	off	def	tot	avg									
01	Turner, Davauhnte	23-23	820	35.7	133-330	.403	47-143	.329	75-97	.773	25	53	78	3.4	41	1	61	66	7	21	388	16.9	
23	Idowu, Samuel	23-23	560	24.3	101-191	.529	15-41	.366	41-54	.759	38	80	118	5.1	70	3	9	42	41	7	258	11.2	
24	Taylor, Quinn	23-22	725	31.5	53-135	.393	5-28	.179	53-69	.768	43	81	124	5.4	66	2	27	33	1	19	164	7.1	
00	Watson, Dallas	22-8	605	27.5	50-138	.362	30-82	.366	18-33	.545	5	40	45	2.0	32	0	57	67	0	10	148	6.7	
11	Ndefo, KC	22-12	564	25.6	50-129	.388	3-16	.188	42-71	.592	32	77	109	5.0	61	1	19	49	28	20	145	6.6	
05	Dixon, Manny	19-11	497	26.2	34-86	.395	14-41	.341	26-29	.897	14	35	49	2.6	57	3	12	20	4	18	108	5.7	
25	Jones, Cameron	8-7	241	30.1	24-58	.414	15-33	.455	10-12	.833	5	27	32	4.0	17	0	17	16	1	10	73	9.1	
20	Woods, Derrick	13-0	170	13.1	24-43	.558	1-6	.167	21-25	.840	8	30	38	2.9	37	0	2	16	10	4	70	5.4	
02	Brown, Klay	21-7	316	15.0	17-56	.304	8-34	.235	10-18	.556	11	39	50	2.4	40	1	15	24	10	17	52	2.5	
12	Majak, Majur	16-0	105	6.6	7-12	.583	0-0	.000	3-4	.750	7	14	21	1.3	20	0	1	10	7	2	17	1.1	
15	Ndiaye, Mamadou	5-0	33	6.6	1-7	.143	0-2	.000	3-7	.429	1	2	3	0.6	5	0	0	4	1	3	5	1.0	
22	Underwood, Cameron	12-1	32	2.7	1-2	.500	0-0	.000	2-4	.500	1	3	4	0.3	5	0	1	1	1	0	4	0.3	
13	Hicks, Amir	10-1	33	3.3	0-2	.000	0-1	.000	0-0	.000	1	0	1	0.1	2	0	2	2	1	1	0	0.0	
10	Johnson, Mikko	1-0	0	0.0	0-0	.000	0-0	.000	0-0	.000	0	0	0	0.0	0	0	0	0	0	0	0	0.0	
Team											32	43	75				15						
Total.....		23	4701		495-1189	.416	138-427	.323	304-423	.719	223	524	747	32.5	453	11	223	365	112	132	1432	62.3	
Opponents.....		23	4703		531-1204	.441	185-489	.378	355-484	.733	207	523	730	31.7	396	-	294	307	72	175	1602	69.7	

2018-19 Iona College Extended Box Score

RECORD:	OVERALL			HOME			AWAY			NEUTRAL																					
	ALL GAMES	CONFERENCE	NON-CONFERENCE	9-15	7-6	2-9	6-3	5-2	1-1	2-9	2-4	0-5	1-3	0-0	1-3																
##	Player	gp	gs	min	avg	fg	fga	fg%	3fg	3fga	3fg%	ft	fta	ft%	off	def	tot	avg	pf	dq	a	a/g	to	to/g	a/to	blk	blk/g	stl	stl/g	pts	avg
02	Crawford, E.J.	24	24	835	34.8	153	303	.505	36	99	.364	82	100	.820	30	91	121	5.0	59	1	46	1.92	44	1.83	1.05	4	0.17	19	0.79	424	17.7
00	McGill, Rickey	24	24	891	37.1	119	253	.470	21	75	.280	101	135	.748	22	88	110	4.6	66	3	127	5.29	77	3.21	1.65	5	0.21	55	2.29	360	15.0
12	Agee, Tajuan	24	19	634	26.4	105	232	.453	24	74	.324	69	99	.697	38	146	184	7.7	88	9	23	0.96	54	2.25	0.43	18	0.75	23	0.96	303	12.6
03	Gist, Asante	24	12	670	27.9	96	228	.421	46	131	.351	54	72	.750	9	45	54	2.3	51	1	46	1.92	41	1.71	1.12	0	0.00	16	0.67	292	12.2
05	Perez, Ben	19	13	523	27.5	57	126	.452	39	94	.415	21	24	.875	16	46	62	3.3	31	1	21	1.11	14	0.74	1.50	1	0.05	17	0.89	174	9.2
01	Still, Isaiah	13	9	319	24.5	30	80	.375	9	36	.250	28	48	.583	8	34	42	3.2	29	0	18	1.38	25	1.92	0.72	5	0.38	13	1.00	97	7.5
10	Ristanovic, Andrija	20	8	293	14.7	21	57	.368	16	44	.364	11	13	.846	9	50	59	3.0	29	0	11	0.55	15	0.75	0.73	11	0.55	6	0.30	69	3.5
13	Maxwell, Jahnathan	22	1	250	11.4	26	64	.406	11	41	.268	6	10	.600	13	33	46	2.1	41	1	13	0.59	15	0.68	0.87	3	0.14	10	0.45	69	3.1
44	Nikolic, Niksa	21	10	263	12.5	25	43	.581	0	0	.000	7	16	.438	27	22	49	2.3	38	2	8	0.38	23	1.10	0.35	18	0.86	5	0.24	57	2.7
32	Hudson, Payton	16	0	121	7.6	2	9	.222	1	7	.143	0	0	.000	3	5	8	0.5	10	0	7	0.44	2	0.13	3.50	0	0.00	4	0.25	5	0.3
24	Rhem, Malik	2	0	2	1.0	0	2	.000	0	0	.000	0	0	.000	0	0	0	0.0	0	0	0	0.00	0	0.00	0.00	0	0.00	0	0.00	0	0.0
Total.....		24	4801			634	1397	.454	203	601	.338	379	517	.733	210	603	813	33.9	442	18	320	13.33	318	13.25	1.01	65	2.71	168	7.00	1850	77.1
Opponents.....		24	4802			665	1470	.452	233	616	.378	335	470	.713	271	626	897	37.4	455	8	377	15.71	330	13.75	1.14	83	3.46	138	5.75	1898	79.1

Score by Periods	1st	2nd	Totals
Iona College	824	1026	1850
Opponents	918	980	1898

2018-19 Iona College MAAC Statistics

RECORD:	OVERALL	HOME	AWAY	NEUTRAL
ALL GAMES	7-6	5-2	2-4	0-0
CONFERENCE	7-6	5-2	2-4	0-0
NON-CONFERENCE	0-0	0-0	0-0	0-0

#	Player	gp-gs	min	avg	Total		3-Point		F-Throw		Rebounds				pf	dq	a	to	blk	stl	pts	avg
					fg-fga	fg%	3fg-fga	3fg%	ft-fita	ft%	off	def	tot	avg								
02	Crawford, E.J.	13-13	470	36.2	93-175	.531	21-58	.362	40-47	.851	15	52	67	5.2	35	1	31	22	3	11	247	19.0
00	McGill, Rickey	13-13	489	37.6	72-147	.490	13-40	.325	57-78	.731	16	47	63	4.8	33	2	66	46	3	31	214	16.5
03	Gist, Asante	13-3	369	28.4	58-129	.450	31-76	.408	29-39	.744	1	23	24	1.8	24	0	26	21	0	4	176	13.5
12	Agee, Tajuan	13-12	376	28.9	59-141	.418	12-46	.261	41-58	.707	25	89	114	8.8	45	4	15	27	14	11	171	13.2
05	Perez, Ben	11-11	352	32.0	39-75	.520	27-57	.474	20-22	.909	11	38	49	4.5	20	1	16	11	1	16	125	11.4
13	Maxwell, Jahnathan	11-1	131	11.9	13-36	.361	8-26	.308	4-6	.667	7	22	29	2.6	18	0	6	7	1	3	38	3.5
01	Still, Isaiah	2-0	25	12.5	2-7	.286	0-1	.000	2-6	.333	0	1	1	0.5	3	0	1	1	0	2	6	3.0
10	Ristanovic, Andrija	9-6	166	18.4	6-24	.250	4-18	.222	8-10	.800	6	29	35	3.9	19	0	5	7	4	1	24	2.7
44	Nikolic, Niksa	11-6	132	12.0	6-11	.545	0-0	.000	2-4	.500	9	13	22	2.0	20	1	4	9	14	2	14	1.3
32	Hudson, Payton	9-0	88	9.8	2-6	.333	1-5	.200	0-0	.000	3	4	7	0.8	7	0	3	1	0	1	5	0.6
24	Rhem, Malik	2-0	2	1.0	0-2	.000	0-0	.000	0-0	.000	0	0	0	0.0	0	0	0	0	0	0	0	0.0
Team											19	25	44				4					
Total.....		13	2600		350-753	.465	117-327	.358	203-270	.752	112	343	455	35.0	224	9	173	156	40	82	1020	78.5
Opponents.....		13	2600		341-789	.432	125-337	.371	168-238	.706	138	327	465	35.8	245	4	181	165	45	71	975	75.0

TEAM STATISTICS	ION	OPP
SCORING	1020	975
Points per game	78.5	75.0
Scoring margin	+3.5	-
FIELD GOALS-ATT	350-753	341-789
Field goal pct	.465	.432
3 POINT FG-ATT	117-327	125-337
3-point FG pct	.358	.371
3-pt FG made per game	9.0	9.6
FREE THROWS-ATT	203-270	168-238
Free throw pct	.752	.706
F-Throws made per game	15.6	12.9
REBOUNDS	455	465
Rebounds per game	35.0	35.8
Rebounding margin	-0.8	-
ASSISTS	173	181
Assists per game	13.3	13.9
TURNOVERS	156	165
Turnovers per game	12.0	12.7
Turnover margin	+0.7	-
Assist/turnover ratio	1.1	1.1
STEALS	82	71
Steals per game	6.3	5.5
BLOCKS	40	45
Blocks per game	3.1	3.5
ATTENDANCE	10125	12853
Home games-Avg/Game	7-1446	6-2142
Neutral site-Avg/Game	-	0-0

Date	Opponent		Score	Att.
* 01/03/19	MONMOUTH	w	103-84	1057
* 01/05/19	FAIRFIELD	w	94-87	1168
* 01/11/19	at Niagara	L	90-95	896
* 01/13/19	at Canisius	w	88-70	1086
* 01/18/19	MARIST	w	90-77	1372
* 01/20/19	at Monmouth	L	81-83	1739
* 01/25/19	RIDER	w	77-71	1652
* 01/27/19	at Fairfield	L	68-80	2479
* 01/31/19	at Marist	L	74-78	1093
* 02/02/19	SIENA	L	54-56	1537
* 02/08/19	QUINNIPIAC	L	65-66	1532
* 02/10/19	NIAGARA	w	79-76	1807
* 02/13/19	at Siena	w	57-52	5560
* 02/15/19	SAINT PETER'S		7:00 pm	
* 02/19/19	at Quinnipiac		7:00 pm	
* 02/22/19	at Manhattan		7:00 pm	
* 02/24/19	CANISIUS		1:00 pm	
* 03/01/19	at Rider		7:00 pm	

* = MAAC game

! = MGM Resorts Main Event - Las Vegas, NV

@ = MSG Holiday Festival - New York, NY

= Boardwalk Classic - Atlantic City, NJ

Score by Periods	1st	2nd	Totals
Iona College	460	560	1020
Opponents	488	487	975

Gaels By The Numbers...

119

MAAC wins for head coach Tim Cluess, third most in league history (behind Joe Mihalich and Jimmy Patsos)

289

Career NCAA wins for head coach Tim Cluess in 11+ seasons at D-I & D-II level an average of 23.4 wins per season

11

MAAC Championships won by Iona men's basketball, most in league history. Four won by head coach Tim Cluess.

9

Games with 10 or more three-point field goals in 2018-19 (14, in 2017-18, 20 in 2016-17)

97-26

Record when hitting 10 or more three-pointers (4-5 in 2018-19; 10-4 in 2017-18; 18-2 in 2016-17)

94-81

Record when hitting less than 10 three-pointers (3-10 in 2018-19; 10-10 in 2017-18; 4-11 in 2016-17)

78.5

No. 1 in MAAC points per game for Iona in 2018-19 regular season play

30.9%

% of MAAC games decided by 4 points or less in 18-19.

9.0

3-point field goals per game in MAAC games in 2018-19 No. 4 in the MAAC (Quinnipiac, 1st, 11.1/g)

64-7

When holding opponents under 40% shooting all-time under Cluess

87-13

When holding opponents 70 or less points under Cluess).

7-6

When shooting 45.0% or higher in a game in 2018-19 (12-7 in 2017-18; 17-3 in 2016-17)

.733

MAAC No.2 free throw percentage (led league in 2016-17, 77.0% and 2018-19 73.8%)

11-1

Iona's record under head coach Tim Cluess in the MAAC Championship at the Times Union Center (16-4 overall at TUC).

2

Number of MAAC regular season series lost by Iona under Tim Cluess. Gaels lost just second series to Canisius on Jan. 21, 2018.

16-3

Tim Cluess record vs. Saint Peter's First meeting vs. Shaheen Holloway 8-0 at Hynes Center

26

20+ point efforts by Iona players this season No. 1 in the MAAC (Quinnipiac, 21) Tied for 23rd most in NCAA D-I

7-6

The second time in nine seasons under Cluess with less than nine wins through first 13 MAAC games

0	RICKEY MCGILL <i>*PRESEASON ALL-MAAC FIRST TEAM*</i> <ul style="list-style-type: none"> Averaging 16.5 ppg (#2), 5.1 apg (#3), 2.4 spg (#2) in MAAC contests Season best 29 points, incl. 21 in 2H vs. Monmouth Named MAAC Player of the Week for first time on Jan. 7 One of 14 players all-time w/ three MAAC tournament championships 	SENIOR • GUARD • 6-1 • 175 • SPRING VALLEY, NY					
		PPG	RPG	APG	FG%	3FG%	FT%
		15.0	4.6	5.3	47.0	28.0	74.8
1	ISAIAH STILL <ul style="list-style-type: none"> Has missed 11 of previous 13 games (injuries) Scored 16 points in 32 min vs. Long Beach State; made 8-of-8 FTA Had 14 points against Columbia at MSG; first 10+ point game since LBSU 	JUNIOR • GUARD/FORWARD • 6-6 • 190 • RAHWAY, NJ					
		PPG	RPG	APG	FG%	3FG%	FT%
		7.5	3.2	1.4	37.5	25.0	58.3
2	E.J. CRAWFORD <i>*PRESEASON ALL-MAAC THIRD TEAM*</i> <ul style="list-style-type: none"> Scored 1,000th career point at Canisius; 41st player at Iona to reach mark Team scoring leader; has double-digit points in all but three games this season 20+ points in 11 of last 16 games, snapped four straight vs. Marist Averaging 19.0 ppg in MAAC play (#2); 53.1 FG%, 85.1 FT% (#3) 	JUNIOR • GUARD/FORWARD • 6-6 • 210 • HARTFORD, CT					
		PPG	RPG	APG	FG%	3FG%	FT%
		17.7	5.0	1.9	50.5	36.4	82.0
3	ASANTE GIST <i>HARD "G" (LIKE GAS)</i> <ul style="list-style-type: none"> Has scored 10+ points in 8 of last 10 (missed in both SIE games) 12 starts: 27.4 mpg, 9.9 ppg, 35.1 FG%, 26.2 3FG% 12 off bench: 27.4 mpg, 14.4 ppg, 48.7 FG%, 42.9 3FG% Started for first time in nine games, second in 14 games vs. Niagara 	JUNIOR • GUARD • 5-11 • 185 • EAST ORANGE, NJ					
		PPG	RPG	APG	FG%	3FG%	FT%
		12.2	2.3	1.9	42.1	35.1	75.0
5	BEN PEREZ <ul style="list-style-type: none"> Avg 10.0 ppg, 7.0 rpg, 1.5 3FG/g in last two games First career double-double at CAN (17p/11r); career-best 5 3FG Played 30+ min in all but two MAAC games after just once in OOC play Had 17p on 6-of-9 FGA vs SIE; tied career-best with five 3FG 	JUNIOR • GUARD • 6-3 • 180 • SAN MARCOS, CA					
		PPG	RPG	APG	FG%	3FG%	FT%
		9.2	3.3	1.1	45.2	41.5	87.5
10	ANDRIJA RISTANOVIC <i>ANN-DREE-UH (LIKE ANDREA) RISS-TANN-OH-VICH</i> <ul style="list-style-type: none"> Did not score but matched season-best eight rebounds vs. Siena Season best 31 min, 12p with 6r vs. Monmouth 1-for-last-14 from deep in last 6 GP after hitting 15 of first 30 attempts Did not play in last two games (illness) 	FRESHMAN • FORWARD • 6-10 • 200 • BELGRADE, SERBIA					
		PPG	RPG	APG	FG%	3FG%	FT%
		3.5	3.0	0.6	36.8	36.4	84.6
12	TAJUAN AGEE <i>TAH-WAN A-G</i> <ul style="list-style-type: none"> Team leading eight double-doubles this season Has recorded four 20+p/10+r efforts in last 12 games Avg. 13.2p, 8.8r (#1) in MAAC games... Also leads MAAC w/ 7.7r overall Scored career-best 23p on 8-14 shooting at Ohio 	JUNIOR • FORWARD • 6-8 • 215 • CHICAGO, IL					
		PPG	RPG	APG	FG%	3FG%	FT%
		12.6	7.7	1.0	45.3	32.4	69.7
13	JAHNATHAN MAXWELL <i>JOHN-AH-THAN</i> <ul style="list-style-type: none"> Set career-highs vs. Monmouth: 16p, 7r, 3a, 5fg, 4 3fg, 25 min Had 3 3FG entering Monmouth game, more than doubled in win Scored six points in 15 minutes in loss at New Mexico Added nine points in loss to Long Beach State 	JUNIOR • FORWARD • 6-8 • 230 • VIRGINIA BEACH, VA					
		PPG	RPG	APG	FG%	3FG%	FT%
		3.1	2.1	0.6	40.6	26.8	60.0
32	PAYTON HUDSON <ul style="list-style-type: none"> Lone true freshman on the squad Scored first points of the season (5) in loss to Siena Had three assists in five minutes of action against Yale Played career-high 24 minutes off the bench at Fairfield 	FRESHMAN • GUARD • 6-0 • 170 • YONKERS, NY					
		PPG	RPG	APG	FG%	3FG%	FT%
		0.3	0.5	0.4	22.2	14.3	0.0
44	NISKA NIKOLIC <i>NICK-SHA NICK-CO-UICH</i> <ul style="list-style-type: none"> DNP at Marist (illness); started last six of last nine appearances Team leader in blocks and field goal percentage Had career-best six blocks vs. Rider. Eight blocks in last three games Tallied career-best 14 pts on 7-7 shooting in loss at Providence 	JUNIOR • FORWARD • 6-8 • 234 • BELGRADE, SERBIA					
		PPG	RPG	APG	FG%	3FG%	FT%
		2.7	2.3	0.4	58.1	0.0	43.8

IONA GAELS TELEVISION AND RADIO SPEED CHART






 RICKEY McGILL #0 SENIOR • GUARD • 6-1 • 175 SPRING VALLEY, NY	 ISAIAH STILL #1 JUNIOR • GUARD/FORWARD • 6-6 • 195 RAHWAY, NJ	 E.J. CRAWFORD #2 JUNIOR • GUARD/FORWARD • 6-6 • 210 HARTFORD, CT	 ASANTE GIST #3 JUNIOR • GUARD • 5-11 • 185 EAST ORANGE, NJ HARD "G" (LIKE GAS)
 BEN PEREZ #5 JUNIOR • GUARD • 6-3 • 180 SAN MARCOS, CA	 ANDRIJA RISTANOVIC #10 FRESHMAN • FORWARD • 6-10 • 200 BELGRADE, SERBIA ANN-DREE-UH (LIKE ANDREA) RISS-TANN-OH-VICH	 TAJUAN AGEE #12 JUNIOR • FORWARD • 6-8 • 215 CHICAGO, IL TA-WAN A-G	 JAHNATHAN MAXWELL #13 JUNIOR • FORWARD • 6-8 • 230 VIRGINA BEACH, VA JOHN-AH-THAN
 ISAIAH ROSS #20 JUNIOR • GUARD • 6-7 • 210 DAVENPORT, IA	 MALIK RHEM #24 JUNIOR • GUARD • 6-3 • 170 BRONX, NY MAH-LEEK REM	 PAYTON HUDSON #32 FRESHMAN • GUARD • 6-8 • 230 YONKERS, NY	 NIKSA NIKOLIC #44 JUNIOR • FORWARD • 6-8 • 235 BELGRADE, SERBIA NICK-SHA NICK-CO-LICH



TIM CLUESS

HEAD COACH

HOFSTRA '83 • NINTH SEASON
CLOOSE

 <p>ERIC EATON</p> <p>ASSISTANT COACH</p> <p>UMASS-DARTMOUTH '97</p>	 <p>TRA ARNOLD</p> <p>ASSISTANT COACH</p> <p>BIOLA '05</p>	 <p>RICKY JOHNS</p> <p>ASSISTANT COACH</p> <p>UTAH '07</p>
 <p>JOHN MATEYKO</p> <p>DIRECTOR OF OPERATIONS</p> <p>AMER. INT'L '83</p>	 <p>RICKY KERINS</p> <p>GRADUATE MANAGER</p> <p>IONA '17</p>	

2018-19 Iona College Overall Statistics

RECORD:	OVERALL	HOME	AWAY	NEUTRAL
ALL GAMES	9-15	6-3	2-9	1-3
CONFERENCE	7-6	5-2	2-4	0-0
NON-CONFERENCE	2-9	1-1	0-5	1-3

#	Player	gp-gs	min	avg	Total		3-Point		F-Throw		Rebounds											
					fg-fga	fg%	3fg-fga	3fg%	ft-fita	ft%	off	def	tot	avg	pf	dq	a	to	blk	stl	pts	avg
02	Crawford, E.J.	24-24	835	34.8	153-303	.505	36-99	.364	82-100	.820	30	91	121	5.0	59	1	46	44	4	19	424	17.7
00	McGill, Rickey	24-24	891	37.1	119-253	.470	21-75	.280	101-135	.748	22	88	110	4.6	66	3	127	77	5	55	360	15.0
12	Agee, Tajuan	24-19	634	26.4	105-232	.453	24-74	.324	69-99	.697	38	146	184	7.7	88	9	23	54	18	23	303	12.6
03	Gist, Asante	24-12	670	27.9	96-228	.421	46-131	.351	54-72	.750	9	45	54	2.3	51	1	46	41	0	16	292	12.2
05	Perez, Ben	19-13	523	27.5	57-126	.452	39-94	.415	21-24	.875	16	46	62	3.3	31	1	21	14	1	17	174	9.2
01	Still, Isaiah	13-9	319	24.5	30-80	.375	9-36	.250	28-48	.583	8	34	42	3.2	29	0	18	25	5	13	97	7.5
10	Ristanovic, Andrija	20-8	293	14.7	21-57	.368	16-44	.364	11-13	.846	9	50	59	3.0	29	0	11	15	11	6	69	3.5
13	Maxwell, Jahnathan	22-1	250	11.4	26-64	.406	11-41	.268	6-10	.600	13	33	46	2.1	41	1	13	15	3	10	69	3.1
44	Nikolic, Niksa	21-10	263	12.5	25-43	.581	0-0	.000	7-16	.438	27	22	49	2.3	38	2	8	23	18	5	57	2.7
32	Hudson, Payton	16-0	121	7.6	2-9	.222	1-7	.143	0-0	.000	3	5	8	0.5	10	0	7	2	0	4	5	0.3
24	Rhem, Malik	2-0	2	1.0	0-2	.000	0-0	.000	0-0	.000	0	0	0	0.0	0	0	0	0	0	0	0	0.0
Team											35	43	78				8					
Total.....		24	4801		634-1397	.454	203-601	.338	379-517	.733	210	603	813	33.9	442	18	320	318	65	168	1850	77.1
Opponents.....		24	4802		665-1470	.452	233-616	.378	335-470	.713	271	626	897	37.4	455	8	377	330	83	138	1898	79.1

TEAM STATISTICS	ION	OPP
SCORING	1850	1898
Points per game	77.1	79.1
Scoring margin	-2.0	-
FIELD GOALS-ATT	634-1397	665-1470
Field goal pct	.454	.452
3 POINT FG-ATT	203-601	233-616
3-point FG pct	.338	.378
3-pt FG made per game	8.5	9.7
FREE THROWS-ATT	379-517	335-470
Free throw pct	.733	.713
F-Throws made per game	15.8	14.0
REBOUNDS	813	897
Rebounds per game	33.9	37.4
Rebounding margin	-3.5	-
ASSISTS	320	377
Assists per game	13.3	15.7
TURNOVERS	318	330
Turnovers per game	13.3	13.8
Turnover margin	+0.5	-
Assist/turnover ratio	1.0	1.1
STEALS	168	138
Steals per game	7.0	5.8
BLOCKS	65	83
Blocks per game	2.7	3.5
ATTENDANCE	14123	61456
Home games-Avg/Game	9-1569	11-4112
Neutral site-Avg/Game	-	4-4057

Score by Periods	1st	2nd	Totals
Iona College	824	1026	1850
Opponents	918	980	1898

Date	Opponent	Score	Att.
11/09/18	ALBANY	w 72-68	2012
11/13/18	at New Mexico	L 83-90	10188
! 11/19/18	vs Long Beach State	L 85-86	207
! 11/21/18	vs Hartford	w 80-75	487
11/24/18	at Providence	L 79-91	8187
11/27/18	at Ohio	L 65-89	5227
12/01/18	at Va. Commonwealth	L 59-88	7637
@ 12/09/18	vs Columbia	L 71-74	10078
# 12/15/18	vs Princeton	L 81-85	5456
12/22/18	at Yale	L 84-99	1136
12/30/18	HOLY CROSS	L 71-78	1986
* 01/03/19	MONMOUTH	w 103-84	1057
* 01/05/19	FAIRFIELD	w 94-87	1168
* 01/11/19	at Niagara	L 90-95	896
* 01/13/19	at Canisius	w 88-70	1086
* 01/18/19	MARIST	w 90-77	1372
* 01/20/19	at Monmouth	L 81-83	1739
* 01/25/19	RIDER	w 77-71	1652
* 01/27/19	at Fairfield	L 68-80	2479
* 01/31/19	at Marist	L 74-78	1093
* 02/02/19	SIENA	L 54-56	1537
* 02/08/19	QUINNIPIAC	L 65-66	1532
* 02/10/19	NIAGARA	w 79-76	1807
* 02/13/19	at Siena	w 57-52	5560
* 02/15/19	SAINT PETER'S	7:00 pm	
* 02/19/19	at Quinnipiac	7:00 pm	
* 02/22/19	at Manhattan	7:00 pm	
* 02/24/19	CANISIUS	1:00 pm	
* 03/01/19	at Rider	7:00 pm	

* = MAAC game

! = MGM Resorts Main Event - Las Vegas, NV

@ = MSG Holiday Festival - New York, NY

= Boardwalk Classic - Atlantic City, NJ

2018-19 Iona College Men's Basketball Roster

Numerical

No.	Name	Cl.	Pos.	Ht.	Wt.	Hometown / Last School / High School
0	Rickey McGill	Sr.	G	6-1	175	Spring Valley, NY / Spring Valley
1	Isaiah Still	Jr.	G/F	6-6	190	Rahway, NJ / Union Catholic / Robert Morris
2	E.J. Crawford	Jr.	G/F	6-6	210	Hartford, CT / St. Thomas More
3	Asante Gist	Jr.	G	5-11	185	East Orange, NJ / St. Anthony / Eastern Kentucky
5	Ben Perez	Jr.	G	6-3	180	San Marcos, CA / USAFA Prep (CO) / San Diego State / South Plains College (TX)
10	Andrija Ristanovic	Fr.	F	6-10	200	Belgrade, Serbia / Hillcrest Prep (AZ)
12	Tajuan Agee	Jr.	F	6-8	215	Chicago, IL / Hyde Park / Tyler JC (TX)
13	Jahnathan Maxwell	Jr.	F	6-8	230	Virginia Beach, VA / Odessa College (TX)
20	Isaiah Ross*	Jr.	G	6-4	195	Davenport, IA / Davenport West / UMKC
24	Malik Rhem	Jr.	G	6-3	170	Bronx, NY / Cardinal Spellman
32	Payton Hudson	Fr.	G	6-0	170	Yonkers, NY / Our Savior Lutheran
44	Niksa Nikolic	Jr.	F	6-8	234	Belgrade, Serbia / High School of Sport / Southeastern CC (IA)

Alphabetical

No.	Name	Cl.	Pos.	Ht.	Wt.	Hometown / High School
12	Tajuan Agee	Jr.	F	6-8	215	Chicago, IL / Hyde Park / Tyler JC (TX)
2	E.J. Crawford	Jr.	G/F	6-6	210	Hartford, CT / St. Thomas More
3	Asante Gist	Jr.	G	5-11	185	East Orange, NJ / St. Anthony / Eastern Kentucky
32	Payton Hudson	Fr.	G	6-0	170	Yonkers, NY / Our Savior Lutheran
13	Jahnathan Maxwell	Jr.	F	6-8	230	Virginia Beach, VA / Odessa College (TX)
0	Rickey McGill	Sr.	G	6-1	175	Spring Valley, NY / Spring Valley
44	Niksa Nikolic	Jr.	F	6-8	234	Belgrade, Serbia / High School of Sport / Southeastern CC (IA)
5	Ben Perez	Jr.	G	6-3	180	San Marcos, CA / USAFA Prep (CO) / San Diego State / South Plains College (TX)
24	Malik Rhem	Jr.	G	6-3	170	Bronx, NY / Cardinal Spellman
10	Andrija Ristanovic	Fr.	F	6-10	200	Belgrade, Serbia / Hillcrest Prep (AZ)
20	Isaiah Ross*	Jr.	G	6-4	195	Davenport, IA / Davenport West / UMKC
1	Isaiah Still	Jr.	G/F	6-6	190	Rahway, NJ / Union Catholic / Robert Morris

Head Coach: Tim Cluess (Hofstra '83), ninth season

Assistant Coaches: Eric Eaton (UMass-Dartmouth '97), Tra Arnold (Biola '05), Ricky Johns (Utah '07)

Director of Operations: John Mateyko (American International '83)

Graduate Manager: Ricky Kerins (Iona '17)

* - must sit out 2018-19 season due to NCAA transfer regulations

By Class:

Seniors (1) Rickey McGill
 Juniors (8) Tajuan Agee
 E.J. Crawford
 Asante Gist
 Jahnathan Maxwell
 Niksa Nikolic
 Ben Perez
 Malik Rhem
 Isaiah Ross
 Isaiah Still
 Freshmen (2) Payton Hudson
 Andrija Ristanovic

By State:

New York (4) Payton Hudson
 Rickey McGill
 Malik Rhem
 Connecticut (1) E.J. Crawford
 New Jersey (2) Asante Gist
 Isaiah Still
 California (1) Ben Perez
 Illinois (1) Tajuan Agee
 Iowa (1) Isaiah Ross
 Virginia (1) Jahnathan Maxwell
 Serbia (2) Andrija Ristanovic
 Niksa Nikolic

By Tenure:

Returners (3) E.J. Crawford^S
 Rickey McGill^S
 Andrija Ristanovic
 Newcomers (9) Tajuan Agee
 Asante Gist
 Payton Hudson
 Jahnathan Maxwell
 Niksa Nikolic
 Ben Perez
 Malik Rhem
 Isaiah Ross
 Isaiah Still

^S - returning 2017-18 starter

Pronunciation Guide:

HC - Tim Cluess - CLOOSE
 AC - Tra Arnold - TREY
 DOB - John Mateyko - mah-TAY-coh
 #3 - Asante Gist - ah-SAHN-tay GIST (hard "g", like "gas")

#10 - Andrija Ristanovic - ANN-dree-ah riss-TAHN-oh-vich (like Andrea)
 #12 - Tajuan Agee - tah-WAN A-G (short "a", soft "g")
 #13 - Jahnathan Maxwell - JON-ah-thin
 #44 - Niksa Nikolic - NICK-sha NICK-oh-litch

Iona Gaels Multimedia: Social Media Guide



@ICGaels, @IonaGaelsMBB, #ICMBB