

MBB Contacts: Brian Beyrer (bbeyrer@iona.edu), Jonathan Stanko (jstanko@iona.edu)

February 24, 2019



WATCH LIVE - ESPN+ - Jared Smith and Adam Finkelstein



2018-19 SCHEDULE/RESULTS

Overall: 12-15 H: 7-3 A: 4-9 N: 1-3 MAAC: 10-6

Date	Opponent	Time/Result
11/9/18	ALBANY (ESPN3)	W, 72-68
11/13/18	at New Mexico (Mtn. West Net.)	L, 83-90
MGM Resorts Main Event		
11/19/18	vs. Long Beach State	L, 85-86
11/21/18	vs. Hartford	W, 80-75
11/24/18	at Providence (YES Network)	L, 79-91
11/27/18	at Ohio (ESPN+)	L, 65-89
12/1/18	at VCU (ESPN+)	L, 59-88
MSG Holiday Festival - Madison Square Garden		
12/9/18	vs. Columbia (Fox Sports 1)	L, 71-74
Boardwalk Classic - Atlantic City, NJ		
12/15/18	vs. Princeton (FloHoops.com)	L, 81-85
12/22/18	at Yale (ESPN+)	L, 84-99
12/30/18	HOLY CROSS (ESPN+)	L, 71-78
1/3/19	MONMOUTH* (ESPN3)	W, 103-84
1/5/19	FAIRFIELD* (ESPN3)	W, 94-87
1/11/19	at Niagara*	L, 90-95
1/13/19	at Canisius* (ESPN3)	W, 88-70
1/18/19	MARIST* (ESPN+)	W, 90-77
1/20/19	at Monmouth* (ESPN3)	L, 81-83
1/25/19	RIDER* (ESPN3)	W, 77-71
1/27/19	at Fairfield* (ESPN+)	L, 68-80
1/31/19	at Marist* (ESPN3)	L, 74-78
2/2/19	SIENA* (ESPN3)	L, 54-56
2/8/19	QUINNIPIAC* (ESPN+)	L, 65-66
2/10/19	NIAGARA* (ESPN+)	W, 79-76
2/13/19	at Siena* (ESPN+)	W, 57-52
2/15/19	SAINT PETER'S* (ESPN+)	W, 62-46
2/19/19	at Quinnipiac* (ESPN3)	W, 81-77
2/22/19	at Manhattan*	W, 66-52
2/24/19	CANISIUS* (ESPN+)	1 p.m.
3/1/19	at Rider* (ESPN+)	7 p.m.
MAAC Championship - Albany, NY		
3/7/18	First Round	
3/8-9/18	Quarterfinal	
3/10/18	Semifinal	
3/11/18	Championship Game	

Home events in CAPS & BOLD;
MAAC Games noted by an asterisk

FIRST-PLACE GRIFFS INVADE HYNES CENTER ON SENIOR DAY

The Iona College men's basketball team (12-15, 10-6 MAAC) puts its season-long five-game winning streak on the line when it hosts MAAC-leading Canisius (13-14, 10-5 MAAC) at the Hynes Center. The Gaels stand a half game behind the Griffis with just two-games left in the regular season.

IONA VS. CANISIUS - SERIES HISTORY

- The Gaels and Griffis meet for the 75th time in history with Iona holding a 41-33 advantage.
- Canisius holds the highest winning percentage against the Gaels among any MAAC opponent all-time (.446) and second-highest in the Cluess era (.350).
- Iona is 13-7 vs. the Griffis under **Tim Cluess'** tutelage after snapping a three-game slide in January in Buffalo.
- The Maroon & Gold is 23-7 at the Hynes Center.

SCOUTING CANISIUS (13-14, 10-5 MAAC)

- The Griffis are in first place and hold a one-game advantage in the loss column over four other MAAC squads.
- Two Griffis averaged 10 or more points led by sophomore guard Takal Molson's 15.6 ppg. Molson is also first with 46 3FG and second with 5.0 rpg.
- Junior guard Isaiah Reese, the MAAC's Preseason Player of the Year, averages 11.8 ppg and a team-leading 5.9 rpg. He has not played since January 30.
- The MAAC's defending regular season co-champions were picked to finish second in the MAAC preseason poll.

GAELS IN MAAC REGULAR SEASON PLAY

Since the inception of the MAAC in the 1981-82 season, Iona has compiled a **386-238 (.619)** record in regular season conference play. The Gaels' **386** wins and **.619** winning percentage are the highest of any current MAAC member. The Gaels became the first MAAC team to reach 375 wins with its win at Saint Peter's on Feb. 10, 2018, five seasons after reaching 300. Iona is currently **85** ahead of Manhattan, the No. 2 team on the list.

GAELS IN MAAC PLAY AT HOME

The Gaels finished 2017-18 with a 6-3 mark at home. Iona has won **38 of its last 49** MAAC regular season contests at the Hynes Center. Iona is **67-15 (.817)** in New Rochelle under head coach Tim Cluess. The Gaels overall record in home conference games is an outstanding **218-88 (.712)**.

Iona vs. Canisius

Overall: 41-33 (.554); 13-7 (Cluess)
Home: 23-7
Away: 13-22
Neutral: 5-4

LAST 15 MEETINGS

Date	W-L	Score	Site
2/2/13	L	74-77	A
3/9/13	W	89-85	Springfld
1/17/14	L	83-85	H
2/9/14	W	101-91	A
3/9/14	W	75-72	Springfld
1/10/15	W	79-76	H
1/18/15	L	74-78	A
2/5/16	W	84-66	A
2/28/16	W	86-78	H
3/4/16	W	73-55	Albany
1/8/17	W	98-75	H
2/14/17	L	89-93	A
12/31/17	L	78-85	A
1/21/18	L	82-84	H
1/13/18	W	88-70	A

74 games

Iona 5,514 pts 74.5 ppg
Canisius 5,364 pts 72.5 ppg

GAELS VS. GOLDEN GRIFFINS

NAME	GP	MIN	PTS	REB	AST
McGill	8	27.4	13.1	3.8	4.5
Crawford	5	26.2	15.2	3.4	0.6
Perez	1	40.0	17.0	11.0	4.0
Gist	1	26.0	18.0	1.0	2.0
Agee	1	24.0	8.0	6.0	2.0
Nikolic	1	23.0	0.0	6.0	4.0
Maxwell	1	21.0	5.0	3.0	1.0
Hudson	1	2.0	0.0	1.0	0.0

2018-19 Iona Gaels at a Glance

Name Cl. Pos. Ht. Wt. PPG RPG APG Of Note

Starters (based on last game's starting five)

0	Rickey McGill	Sr.	G	6-2	185	15.1	4.4	5.2	No. 4 in scoring in MAAC games (16.3 ppg), No. 1 in overall steals (2.3/g), No. 2 with 5.3 apg
2	E.J. Crawford	Jr.	G	6-6	210	17.7	5.0	1.8	Recorded 12 20+ point efforts in last 19 games... Posted first collegiate double-double at QU
3	Asante Gist	Jr.	G	5-11	185	11.9	2.5	2.1	14.4p, 48.7 FG%, 42.9 3FG%, 2.5 3FG/g in 12g off bench... 9.8 ppg, 33.1 FG%, 25.6 3FG%, 1.6 3FG/g in 14 starts...
5	Ben Perez	Jr.	G	6-3	180	8.9	3.6	1.1	Leads team with 2.0 3FG/g and 85.2 FT%... 13p/8r at Manhattan Friday
12	Tajuan Agee	Jr.	F	6-8	215	12.8	8.0	1.1	No. 1 in MAAC in reb. overall & in MAAC games (9.2/g)... Team leading 9 double-doubles, incl. five w/ 20/10

Reserves

1	Isaiah Still	Jr.	G	6-6	190	7.5	3.2	1.4	Has missed 14 of last 16 games due to injury
10	Andrija Ristanovic	Fr.	F	6-11	215	3.4	3.0	0.5	Posted nine points, six rebounds off bench in win over Manhattan
13	Jahnathan Maxwell	Jr.	F	6-8	230	2.8	2.0	0.6	Both 10+ pt efforts have come at home vs. MON/MAR... Season bests 16p, 7r, 3a, 4.3FG vs. MON
24	Malik Rhem	Jr.	G	6-3	170	0.0	0.0	0.0	Walk-on, spent frosh & soph. seasons as a team manager... Made first appearance vs. MON
32	Payton Hudson	Fr.	G	6-0	170	0.3	0.4	0.5	Lone true freshman on the squad... season-high 24 min at Fairfield
44	Niksa Nikolic	Jr.	F	6-8	234	2.8	2.4	0.4	Team leader in blocks (0.9/g) and FG% (60.4%)... DNP-INJ at Manhattan



2018-19 MAAC STANDINGS

SCHOOL	MAAC			OVERALL		
	W	L	PCT	W	L	PCT
CANISIUS	10	5	.667	13	14	.481
IONA	10	6	.625	12	15	.444
Rider	10	6	.625	15	13	.536
Quinnipiac	9	6	.600	14	12	.538
Siena	9	6	.600	14	14	.500
Monmouth	9	7	.563	10	19	.345
Marist	7	8	.467	12	15	.444
Manhattan	7	8	.467	9	18	.333
Niagara	5	10	.333	12	16	.429
Fairfield	4	11	.267	7	20	.259
Saint Peter's	4	11	.267	7	20	.259

THIS WEEK'S MAAC ACTION

Friday, February 22, 2019

RIDER 97, Niagara 81
 Saint Peter's 65, MARIST 59
Iona 66, MANHATTAN 52
 Canisius 60, MONMOUTH 59

Sunday, February 24, 2019

CANISIUS AT IONA 1 P.M.
 Niagara at Saint Peter's..... 2 p.m.
 Marist at Siena 2 p.m.
 Quinnipiac at Monmouth 2 p.m.
 Manhattan at Fairfield..... 3:30 p.m.

Wednesday, February 27, 2019

Niagara at Canisius 7:30 p.m.

Friday, March 1, 2019

IONA AT RIDER..... 7 P.M.
 Quinnipiac at Saint Peter's..... 7 p.m.
 Monmouth at Manhattan..... 7 p.m.
 Siena at Canisius 7 p.m.
 Marist at Fairfield 7 p.m.

Sunday, March 3, 2019

Fairfield at Saint Peter's..... 1 p.m.
 Manhattan at Quinnipiac..... 2 p.m.
 Rider at Marist..... 2 p.m.
 Siena at Niagara 2 p.m.

END OF REGULAR SEASON



DOUBLE-DIGIT MAAC WINS

- For the 10th straight season, Iona men's basketball has recorded at least 10+ MAAC regular season wins, extending the league's longest streak.
- The program set the record in 2017-18, surpassing the eight in a row recorded by the Gaels from 1995-03 and Niagara from 1997-05.
- Overall, Iona has 22 10+ win seasons in 38 years in the MAAC followed by Siena (17), Rider/Niagara (14) and Manhattan/Saint Peter's/Fairfield (13).

CONSECUTIVE 10+ WIN MAAC REGULAR SEASONS

School	Years	#
IONA	2009-PRES	10
IONA	1995-03	8
Niagara	1997-05	8
La Salle	1986-92	6
Siena	2005-10	5
Manhattan	2001-04	4
Manhattan	1991-95	4
Siena	1997-01	4

20+ POINT EFFORTS

- Four Iona players (Crawford, Gist, Agee, McGill) have combined for 29 20+ point efforts this season, the most in the MAAC and **tied for 8th most in the NCAA**.
- Quinnipiac ranks No. 2 with 24 (Young, Kelly, Rigoni, Williams). Niagara (17), Siena (15) and Saint Peter's (13) round out the top 5.
- Quinnipiac's Cameron Young's 17 games with 20 or more points leads the MAAC individual list.
- Iona's **E.J. Crawford** (13) is three ahead of Niagara's Marvin Prochet and Saint Peter's Davauhnte Turner.

SULTAN OF SWIPE

- Senior **Rickey McGill** is **three** steals shy of becoming the sixth player in school history to record 200 career takeaways.
- McGill passed **Scott Machado** (191) for sixth place vs. Saint Peter's and now has with 194 career steals.
- Three hall of famers hold the top spots on the Gael list: **Rory Grimes** (241), **Steve Burtt** (211) and **Tony Hargraves** (211).
- Ricky Soliver** (210), **Tariq Kirksay** (207) and Machado (191) also stand in front of McGill.

IRON HORSE

- McGill**, the MAAC's leader in minutes played, ranks No. 9 in the nation in percentage of minutes played. The Gaels' point guard has played 93.1% of Iona's total minutes this season.
- Siena's Jalen Pickett is No. 2 at 90.6%.
- Under head coach **Tim Cluess**, former Gael **A.J. English** played 91.1% of the team's minutes as a junior in 2013-14 and 90.5% as a senior.
- The top two season performances in the statistic in the MAAC since 2010 are Canisius' Billy Baron (95.3%, 2013-14) and Siena's Kyle Downey (94.2%, 2011-12).

GETTING OFFENSIVE

- Junior **E.J. Crawford** is No. 2 among MAAC performers in individual offensive rating among the 34 MAAC players who have a usage rate of 20% or higher.
- Crawford (21.8% Usg) has performed to an offensive efficiency of 116.7. The MAAC's leading scorer, Quinnipiac's Cameron Young (117.4, 28.7% Usg) is first and Rich Kelly (114.5, 21.0) is third.

MAKING SHOTS

- Only **four** of the approximately 140 MAAC men's basketball players rank in the **Top 15 in the league in field goal percentage and free throw percentage**.
- Junior **E.J. Crawford** is the lone MAAC performer to rank in the Top 5 in each category (#5 FG%, #2 FT%).
- Senior **Rickey McGill** is No. 9 on the free throw list and 14th on the field goal list.
- Quinnipiac's Cameron Young (8th FT/10th FG) and Monmouth's Diago Quinn (15th/12th) are the other two.

EVERY POSSESSION COUNTS

- 24 of the 84 total MAAC regular contests this season (28.6%) have been decided by four points or less or overtime, the **fifth highest percentage** among the 32 NCAA Division I conferences.
- Seven of Iona's 16 MAAC contests have come down to the game's final possession. The Gaels earned wins in its last two occurrences.
- By contrast, only three of the 84 MAAC regular season games have been "blowouts" defined by KenPom.com as a game decided by 20+ points, **the lowest percentage (3.6%) in NCAA Division I**.
- The MAAC is one of three conferences/divisions where the leader has at least five losses (Missouri Valley, Mid-American West).

MILLENNIA MEN

- Junior **E.J. Crawford** became the 41st player in Iona men's basketball history to record 1,000 career points in a 20-point effort at Canisius
- Senior **Rickey McGill** was the 40th with 16 points at VCU on Dec. 1.
- They are the 10th and 11th players under Tim Cluess to reach the mark.
- In eight-plus seasons, Cluess has mentored more than 1/4 of Iona's all-time 1,000 point scorers.**

1000 POINT SCORERS UNDER TIM CLUSS

Rk*	Name	Points	Year Reached
3.	A.J. English	2,004	2015 (3rd)
8.	Sean Armand	1,694	2013 (3rd)
12.	Scott Machado	1,613	2012 (3rd)
15.	David Laury	1,465	2015 (3rd)
25.	RICKEY MCGILL	1,318	2018 (4TH)
26.	Lamont Jones	1,287	2013 (2nd)
27.	Mike Glover	1,286	2012 (2nd)
30.	E.J. CRAWFORD	1,220	2019 (3RD)
32.	Schadrac Casimir	1,112	2018 (3rd)
36.	Jordan Washington	1,070	2017 (2nd)
39.	Isaiah Williams	1,044	2016 (3rd)

*. current Iona rank

TOUGH STRETCH

- For just the second time in nine seasons under head coach Tim Cluess Iona dropped four straight MAAC regular season contests.
- In 2011, the Gaels followed four straight losses by four points or less with a nine-game winning streak, and a MAAC final appearance.
- Iona's last three losses have been by a combined total of seven points. **Eight of the team's last 10 games have been decided in the game's final two possessions.**

THERE'S NO PLACE LIKE HOME

- Iona is a 7-3 at home following a 51-day stretch away from the Hynes Center, a span of nine contests in the non-conference season.

ROAD WOES

• Iona has won three straight on the road, but have dropped 11 of its last 15 contests in its opponent's building.
 • The Gaels wins this season came at Canisius, Siena, Quinnipiac and Manhattan this season.
 • The win in Buffalo snapped an eight-game road losing streak dating back to the final two MAAC regular season road contests last season. It was the longest since a seven-game slide spanning the 2012-13 and 2013-14 campaigns.

20/20 VISION

• Barring a deep postseason run, Iona's 20+ win season streak will snap at nine following the 2018-19 campaign.
 • Iona recorded its ninth straight and 22nd all-time 20+ win seasons in the 76-year history of the program last season.
 • It set a program record for consecutive 20+ win seasons, surpassing the previous high of four straight from 1981-85.
 • Tim Cluess is the only (of 12 all-time) head coach in program history to earn 20 wins in each of his first eight seasons in New Rochelle. He is also the Iona coach to boast more than four 20+ win seasons as the leader of the Maroon & Gold (Pat Kennedy, 4).

NINE STRAIGHT 20-WIN SEASONS

• The Gaels had an unprecedented run of 20-win seasons in MAAC history. The nine-year stretch more than doubled the previous MAAC mark of four set by the Maroon & Gold from 1981-85 and matched by La Salle (1986-90) and Siena (2006-10).
 • In MAAC history, consecutive 20+ win streaks have happened only 17 times.
 • Iona has recorded 19 of its 22 20+ win seasons as a member of the MAAC, the most of any league member. Siena has posted 12, Manhattan nine and Saint Peter's eight.

KING OF THE HILL, TOP OF THE LIST

• No team among the 14 NYC Metropolitan Area Division I basketball programs within 30 miles of the center of NY College basketball, Madison Square Garden has won more games than Iona College in the last 23+ seasons (448; Hofstra #2, 421).
 • Iona's 20 wins were the third most and .606 winning percentage was the fourth highest in 2017-18 in the Metro Area.
 • Since head coach **Tim Cluess** took the reins in 2010-11, Iona's 194 wins and .645 win percentage are also the best in both categories. (Seton Hall, 166 wins; Wagner, .583 win pct.)
 • Since 1995-96, the Maroon & Gold hold the lead in wins (447), 27 more than Hofstra, 42 more than No. 3 Seton Hall and the top win percentage (.588).
 • Iona's eight postseason appearances (five NCAA, two NIT, one CIT) since 2010-11 are the most during the time frame, **twice as many** as LIU Brooklyn (4 NCAA), Seton Hall (3 NCAA, 1 NIT) and St. John's (two NCAA, two NIT).

TOP NEW YORK METRO TEAMS (2010-18)*

Team	2010-2018		1995-2018	
	W-L	Pct	W-L	Pct
IONA	194-107	.645	448-313	.589
Wagner	161-115	.583	364-347	.512
Seton Hall	166-124	.572	405-341	.543
LIU Brooklyn	159-126	.558	343-373	.479
N.J.I.T.	143-131	.522	295-377	.439
St. John's	149-140	.516	390-358	.521
Hofstra	149-140	.516	421-329	.561

* - all teams with .500 or better record since 2010

ABOUT CONFERENCE TOURNAMENT TITLES

• Iona is one of four NCAA Division I programs to capture its last three straight conference tournament championships, joining Gonzaga (six straight), Kentucky (four straight) and South Dakota State (three straight).
 • Only eight programs have won at least four tournament titles in the last seven seasons. Iona's four during the time frame is only eclipsed by Gonzaga (7), New Mexico State (6) and San Diego State (5) while matching the mark of Harvard, Kentucky, Stephen F. Austin, and Texas Southern.

CONFERENCE TOURNAMENT TITLES

School	Conf.	Last 7 Yrs	Consec.
Gonzaga	WCC	6	6
New Mexico St.	WAC	6	2
South Dakota St.	Summit	5	3
Iona	MAAC	4	3
Kentucky	SEC	4	3
S.F. Austin	Southland	4	2
Texas Southern	SWAC	4	2
Harvard	Ivy	4	0

ABOUT NCAA TOURNAMENT APPEARANCES

• 37 of the 351 NCAA Division I programs have appeared in at least five of the last seven NCAA Tournaments. **Only four of the 37 have come from mid-major conferences** (Gonzaga [7], Iona [5], New Mexico State [6] and South Dakota State [5]).
 • 21 teams in the 2018 NCAA Tournament have also appeared in the 2016 and 2017 brackets, the last three-in-a-row. Only Gonzaga, Iona and South Dakota State can stake the claim among members of mid-major conferences.

MID-MAJOR PROGRAMS WITH FIVE NCAA APPEARANCES IN LAST SEVEN YEARS*

School	Conf.	#
Gonzaga*	WCC	7
New Mexico St.	WAC	6
Iona*	MAAC	5
South Dakota St.*	Summit	5

* - only mid-major programs to appear in 2016, 2017, 2018 tournaments

EFFICIENT, EFFECTIVE, AND FAST PACED

• Iona ranks No. 167 in the nation on Ken Pomeroy's Adjusted Offensive Efficiency (104.3), but have been a perennial top 80 team under **Tim Cluess**.
 • Offensive Efficiency is measured by calculating the amount of points a team would score in 100 possessions. Ken Pomeroy's formula adjusts for the quality of opposing defenses, the site of each game, and when each game was played.
 • Iona ranks No. 108 (52.3%) in Effective FG%.
 • EFG% adjusts for the fact that a three-point field goal is worth one more point than a two-point field goal.
 • The Gaels are also 35th "fastest pace" team in the country, averaging 71.6 possessions per game.

TEMPO, EFFICIENCY, EFG% UNDER CLUSS

Year	Tempo Rnk	Off Rnk	EFG% Rnk
2018-19	71.6	35	104.3 167
2017-18	70.7	56	110.3 80
2016-17	70.6	60	110.8 67
2015-16	72.6	31	109.4 85
2014-15	69.9	12	110.4 38
2013-14	69.9	34	118.1 7
2012-13	71.1	8	112.2 19
2011-12	70.7	20	112.9 17
2010-11	69.3	49	111.9 27

FUN WITH NUMBERS

Tim Cluess' record by month...

Mo.	'11	'12	'13	'14	'15	'16	'17	'18	'19	Total
N	3-3	4-1	3-2	2-2	4-2	1-2	3-2	2-4	2-4	24-22
D	5-2	6-2	4-4	3-4	4-3	4-4	6-3	5-3	0-5	38-30
J	5-4	7-2	7-2	7-2	8-1	6-3	6-3	6-2	5-4	56-23
F	7-1	7-1	1-5	7-1	8-0	8-1	4-4	4-4	6-2	51-19
M	5-2	1-2	5-1	3-2	2-3	3-1	3-1	3-1		24-13
Tot.	25-12	25-8	20-14	22-10	26-9	22-11	22-13	20-14	12-15	194-107

All-Time Win-Loss Records

2,052 games played
 All-Time (1940-present) - 1,185-867 (.577)
 Home (1948-present) - 554-185 (.750)
 Away (1948-present) - 357-446 (.445)
 Neutral (1948-present) - 198-197 (.501)
 Overtime games (1947-present) - 58-54 (.518)
 Home, Away Neutral not available 1940-47

MAAC Records (1982-present)

624 games played
 MAAC All-Time - 386-238 (.619)
 MAAC Home - 218-88 (.712)
 MAAC Away - 159-148 (.518)
 MAAC Neutral - 9-2 (.818)
 MAAC Tournament - 53-26 (.667)

Hynes Athletics Center Records (1974-present)

552 games played
 Overall - 409-143 (.741)
 Non-Conference Games - 191-54 (.780)
 MAAC Games - 218-88 (.712)

INDIVIDUAL CAREER TOTALS

Player	G	Pts	Reb	Ast	Blk	Stl
McGill	126	1,318	435	532	28	197
Crawford	95	1,220	355	124	21	53
Still	73	872	295	120	19	58
Gist	64	862	164	190	1	50
Ross	66	636	163	51	1	33
Agee	27	345	217	30	19	27
Perez	47	269	100	29	7	29
Ristanovic	23	78	70	11	12	6
Maxwell	25	69	50	14	4	10
Nikolic	23	65	56	9	20	7
Hudson	18	5	8	9	0	5

TALE OF THE TAPE

Iona	Canisius
12-15 / 10-6	Record / MAAC
13-14 / 10-5	Record / MAAC
6-4 (W5)	Last 10 Games (Streak)
8-2 (W1)	Last 10 Games (Streak)
250/226/226	RPI*/NET*/KenPom
197/274/273	RPI*/NET*/KenPom
76.3	Scoring Offense
70.0	Scoring Offense
76.8	Scoring Defense
74.2	Scoring Defense
-0.5	Scoring Margin
-4.2	Scoring Margin
.449	FG%
.429	FG%
.340	3-pt FG%
.327	3-pt FG%
.734	FT%
.694	FT%
.442	Opponent FG%
.470	Opponent FG%
.372	Opponent 3-pt FG%
.355	Opponent 3-pt FG%
.692	Opponent FT%
.697	Opponent FT%
34.8-37.2	Rebounding Difference
32.2-36.1	Rebounding Difference
-2.4	Rebound Margin
-3.9	Rebound Margin
13.4	Assists/game
14.5	Assists/game
12.9	Turnovers/game
13.6	Turnovers/game
6.9	Steals/game
6.9	Steals/game
2.7	Blocks/games
3.0	Blocks/games

*-from WarrenNolan.com (as of 2/23/19)

FOLLOW @ICGAELS

DOUBLE DIGIT DYNAMICS

Games with:	18-19	17-18	Tot	Rec
at least 10 points				
McGill	24	24	66	39-27
Crawford	24	23	66	38-28
Agee	17	-	17	8-9
Gist	16	3	44	17-27
Perez	10	-	11	7-4
Still	3	-	42	16-26
Maxwell	2	-	2	2-0
Ristanovic	2	-	2	1-1
Nikolic	1	-	1	0-1
Ross	-	19	31	12-19
at least 20 points				
Crawford	13	4	18	9-9
Gist	6	0	18	8-10
Agee	6	-	6	3-3
McGill	4	5	13	6-7
Still	0	-	11	7-4
Ross	-	5	5	3-2
at least 30 points				
McGill	0	1	1	0-1
at least 40 points				
McGill	0	1	1	0-1
at least 10 rebounds				
Agee	11	-	11	6-5
Crawford	1	0	1	1-0
Perez	1	0	1	1-0
Still	0	-	2	2-0
McGill	0	1	1	1-0
at least 10 assists				
McGill	0	1	4	3-1
Double-Doubles				
Agee	9	-	9	4-5
Crawford	1	0	1	1-0
Perez	1	-	1	1-0
McGill	0	2	4	3-1
Still	0	-	2	2-0
Leading Scorer (including ties)				
Crawford	17	5	23	11-12
Gist	6	1	21	7-14
Agee	5	-	5	3-2
McGill	3	6	14	8-6
Still	0	-	25	11-14
Ross	-	8	9	4-5
Leading Rebounder (including ties)				
Agee	15	-	15	9-6
Crawford	6	4	11	4-7
Still	3	-	10	6-4
McGill	3	5	12	6-6
Perez	3	-	3	2-1
Ristanovic	3	-	3	0-3
Nikolic	2	-	2	0-2
Maxwell	1	-	1	0-1
Gist	0	0	1	0-1
Ross	-	5	5	1-4
Leading Assists (including ties)				
McGill	22	22	69	38-31
Crawford	3	0	3	2-1
Gist	2	2	20	7-13
Perez	2	0	2	1-1
Nikolic	1	0	1	1-2
Still	0	-	11	4-7
Ross	-	2	3	0-3

CLOSE SHAVES

- After playing 15 games decided by five points or less last season (8-6), **13** of Iona's **27** contests in 2018-19 have been (5-8) closely contested.
- The school record is 16 games, reached in 2012-13 and 2004-05.
- In 2014-15, the Gaels recorded an 11-4 mark in close games, earning the most wins in program history.
- Iona has recorded four seasons with 15 or more games decided by five or less points, three of them under head coach Tim Cluess, with a **30-28** mark.

HIGH SCORING AFFAIRS

- Iona has reached 100 points **17** times in eight-plus seasons under head coach Tim Cluess, including a single-season program record four times in 2011-12.
- Iona is **13-4** under Cluess and **53-6** all-time when scoring 100 or more.
- The Gaels scored 90 or more points **62** times in **290** (21.3%) games under Cluess and are **50-12**.
- Iona is **117-34** when reaching at least 80 points under Cluess

LET IT RAIN

- Since 2000-01, Iona has produced **136** games with 10 or more three-point field goals. Five came in the seven seasons under head coach **Jeff Ruland** and seven came with **Kevin Willard** at the helm (three years).
- Under **Tim Cluess**, Iona has posted **126** games (22 in 2013-14, 18 in 2014-15, 15 in 2015-16, 20 in 2016-17, 14 in 2017-18) with double-digit trifectas including **10** this season.
- The Gaels shattered a school record with 24 3FG on Nov. 26 vs. Delaware State, beating the previous mark of 18, reached twice (at Albany, Nov. 23, 2010; vs. Liberty, Dec. 18, 2012).
- The Maroon & Gold set its No. 2 total of 20 3FG made in an 82-68 win at Holy Cross on Dec. 19, 2017. The first 10 field goals made in the contest were from distance as the team set a first half program record with 12 in the win.
- Iona's top 25 three-point field goal efforts have come with Cluess as head coach.
- Against Liberty, Iona's 41 three-point attempts set a new standard. No. 2 was 40 vs. Fairfield this season and No. 3 came in a 24-for-39 effort vs. Delaware State.
- Through **27 games** this season, Iona has made a three-pointer in **357** straight and **805** out of its last **807** games. The school record is 385 straight from Jan. 5, 1994 - Dec. 16, 2006.
- The Gaels have failed to hit a three-pointer in just 18 of their **1,033** games played since the line was adopted for the 1986-87 season.

THIRD TO 100

- Iona head coach Tim Cluess became the third head coach in MAAC history to record 100 regular season wins with the Gaels' win at Marist Feb. 17.
- Cluess joined Joe Mihalich (Niagara) seasons and Jimmy Patsos (Loyola/Siena) in the century club.
- Cluess was also the fastest of the trio to reach the mark (131 games) with Mihalich becoming the first in 159 games and Patsos the second in 188 games.

MAAC REGULAR SEASON WINS LEADERBOARD

Coach	Team	Wins	Years
Joe Mihalich	Niagara	166	15
Jimmy Patsos	Loyola/Siena	132	14
Tim Cluess	Iona	122	8+
John Dunne	Saint Peter's/Marist	98	13+
Jeff Ruland	Iona	89	9
Bobby Gonzalez	Manhattan	85	7

CLUESS RANKS SECOND ALL-TIME IN WINS

- With Iona's win in the 2016 MAAC Championship over Monmouth, head coach **Tim Cluess** became No. 2 on Iona's all-time coaching wins list, surpassing Goal Club Hall of Famer **Jeff Ruland's** mark of 139 over nine seasons.
- Cluess has led Iona to **122 MAAC regular season wins** through eight-plus seasons, **the third most in conference history** behind former Siena/Loyola head coach Jimmy Patsos (132 in 14 seasons) and former Niagara skipper Joe Mihalich (166 in 15 seasons).

IONA'S ALL-TIME COACHING LIST (BY WINS)

Coach	Years	W	L	PCT
Jim McDermott	1948-73 (25)	319	253	.558
TIM CLUESS	2010-PRES (8+)	194	107	.645
Jeff Ruland	1998-07 (9)	139	135	.507
Pat Kennedy	1980-86 (6)	124	60	.674
Jim Valvano	1975-80 (5)	95	46	.674
Gary Brokaw	1986-91 (5)	72	74	.493
Tim Welsh	1995-98 (3)	70	22	.761
Br. Arthur Loftus	1941-42, 46 (3)	50	18	.735
Jerry Welsh	1991-95 (4)	47	63	.427
Kevin Willard	2007-10 (3)	45	49	.479
Gene Roberti	1973-75 (2)	15	32	.319
Pete Caruso	1947 (1)	15	8	.652

SERIES SUCCESS

- Following its win at Manhattan, Iona will have only lost a MAAC regular season series **twice in nine seasons** under head coach Tim Cluess.
- The Gaels have won 40 series and tied 41 since the 2010-11 season.
- Prior to Monmouth snapping the streak in 2016-17, the last time Iona went 0-2 against a MAAC opponent in the regular season was vs. eventual MAAC champion Siena in 2009-10.

Year	Series W-L-T	0-1 Rec (1st game Losses)
2010-11	4-0-5	2-0 SIE, FFD
2011-12	6-0-3	1-0 MAN [^]
2012-13	2-0-7	2-0 SPU, RID
2013-14	7-0-3	2-0 QUI, CAN [^]
2014-15	7-0-3	1-0 MON
2015-16	6-0-4	1-0 MON [^] , SIE [^]
2016-17	3-1-6	3-1 FFD, MON, NIA [^] , QUI
2017-18	5*-1-4	0-1 CAN
2018-19	1*-0-6	3-0 NIA, SIE [^] , QUI [^]

*two one-game series wins | [^] - at home

WIDE MARGINS

- The Gaels are **111-33** in games decided by 10 or more points since head coach **Tim Cluess** took the reins in 2010-11.
- After winning 81 of the first 99 double-digit decisions in his first six seasons (81-18, .818), Iona is 29-15 (.659) since 2016-17.
- During the MAAC regular season, the program is **72-6 (.923)** in MAAC regular season games decided by 10 or more points under Cluess.
- In 12 seasons as an NCAA head coach, Cluess has lost just 14 games by 15 or more points.
- Iona's 126-76 win over Delaware State was the second 50+ point victory in program history and first since the 1967-68 (46 years) campaign.
- In his 12+ seasons as an NCAA coach, Cluess has mentored his team to a **173-35** mark in 10+ point contests.

RICHIE GUERIN'S #14 HANGS IN THE RAFTERS

- Iona honored the legacy of **Richie Guerin '54** by retiring his number 14 on Jan. 31, 2014 the first ever in school history.
- Guerin is an Iona College Goal Club (1983), Marine Corps Sports (2004), and Naismith Memorial Basketball Hall of Fame (2013) inductee who starred for the Maroon & Gold from 1951-1954.
- He rewrote the basketball record books at Iona, scoring 1,375 points and graduated as the leading scorer in school history.
- A two-time All-Metropolitan selection with the Gaels, he scored a then school-record 40 points against John Carroll in 1954 and was the first Gael to score 40 or more points in a game.
- Following his playing days at Iona, Guerin played with the National Basketball Association's New York Knicks from 1956-1963 and was a player-coach of the St. Louis/Atlanta Hawks franchise for nine years.
- In 13 years as a professional player, Guerin accumulated 14,676 points (17.3 per game), 4,278 rebounds (5.1 per game), and 4,211 assists (5.0 per game) over 848 games.

GAEL GREATS

In addition to Naismith Hall of Famer **Richie Guerin '54**, here are additional significant names in Iona basketball history:

- **Jim Valvano** - legendary head coach at Iona from 1975-80 who "Dared To Dream" to win a national championship with the Gaels and finally did in 1983, albeit with North Carolina State. Succumbed to cancer in 1993 eight weeks after an impassioned speech at the ESPY Awards that year which in which he announced creation of The V Foundation for Cancer Research and its motto, "Don't Give Up... Don't Ever Give Up."
- **Jeff Ruland '91** - All-American during his time at Iona and, two-time NBA All-Star with the Washington Bullets, Philadelphia 76ers and Detroit Pistons. Following his career, returned to Iona and served as head coach from 1998-2007 where he won three MAAC Championships.
- **Pat Kennedy** - head coach from 1980-86. Went on to coach at Florida State, DePaul, Montana, and Towson following a highly successful tenure in New Rochelle. He was most recently head coach at Div. II Pace University in Pleasantville, NY, located 19 miles North of Iona.
- **Warren Isaac '65** - Iona's only 50-point scorer, Isaac played six seasons in Europe following his tenure at Iona. A New York City school legend, Isaac started for Power Memorial paving the way for NBA Hall of Famer Kareem Abdul-Jabbar a 1965 graduate of the high school.
- **Tim Welsh** - head coach from 1995-98 who went on to coach in the Big East with Providence for 10 seasons. Currently an ESPN college basketball analyst. Holds the highest career winning percentage ever at Iona.
- **Kevin Willard** - Iona coach from 2007-10, now head coach at Big East's Seton Hall. Helped turn around a program which won two games in the season prior to his arrival to 20 wins in his final season in Maroon & Gold.

- **Steve Burt '84 & Steve Burt '06** - All-time NCAA father/son scoring leaders, both netting over 2,000 career points. Burt, the father, had a four-season NBA career and most notably appeared off the bench for the Phoenix Suns in the 1992 NBA Playoffs. He was inducted into the prestigious NYC Basketball Hall of Fame this past fall. Burt, the son, continues to play professionally in Europe.
- **Sean Green '91** - Played 84 NBA games over three seasons for the Indiana Pacers, Philadelphia 76ers and Utah Jazz from 1991-94. Currently a high school basketball coach in Southern California.
- **Scott Machado '12** - The last Gael to appear in an NBA game. Machado played in regular season NBA contests in 2012-13 with the Houston Rockets and postseason with the Golden State Warriors. The MAAC & Iona's all-time assist leader. He currently plays professionally in the NBA G-League.
- **Bob Santini '53** - Iona's first NBA player, appeared in four games with the New York Knicks in 1955-56.

NOTABLE ALUMNI (ATHLETICS/POP CULTURE)

- **Ignacio Maganto** - was selected by the LA Galaxy with the 21st pick in the first round of the 2015 MLS SuperDraft, the first Major League Soccer draft pick in Iona history. Maganto scored his first MLS goal with the Galaxy in the spring of 2015.
- **Jason Motte** - Major League Baseball relief pitcher recorded the final out of the 2011 World Series with the world champion St. Louis Cardinals. Has also appeared in Major League games with the Chicago Cubs, Colorado Rockies and Atlanta Braves.
- **Dennis Leonard** - Kansas City Royals Hall of Famer and 12-year MLB veteran who won 20 games on three occasions from 1977-80. He was inducted in May 2015 into the New York Baseball Hall of Fame.
- **Mariano Rivera III '15** - Earned his degree in May 2015 and was selected in the fourth round by the Washington Nationals.
- **Jared Finkel** - Drafted by the Minnesota Twins in 2017, was a Midwest League (Class A) All-Star in 2018 for the Cedar Rapids Kernels.
- **Don McLean** - Singer-songwriter noted most famous for his 1971 single "American Pie".
- **Kyle Flood '93** - Former head football coach at Rutgers.
- **Brendan Malone '62** - Current Detroit Pistons assistant.
- **Amanda Saccomanno '13** - World Wrestling Entertainment's (WWE) *Mandy Rose*, competes on the SmackDown brand.
- **Maggie Timoney '89** - The Iona women's basketball Hall of Famer recently became the first female CEO of Heineken USA.

MAROON & GOLD ON FACEBOOK AND TWITTER

Follow Iona Athletics on Facebook and Twitter by following **@ICGaels** and receive immediate updates on the Gaels. The men's basketball program can be found at **@IonaGaelsMBB**.



MAAC LEADERBOARD (as of 2/24/19)

TEAM RANKINGS

Scoring Offense	2nd	76.3
Scoring Defense	11th	76.8
Scoring Margin	3rd	-0.5
Free Throw Pct	2nd	.734
Field Goal Percentages	2nd	.449
Field Goal Pct Defense	5th	.442
3-Point Fg Pct	7th	.340
3-Point Fg Pct Defense	8th	.372
Rebounding Offense	5th	34.8
Rebounding Defense	11th	37.2
Rebounding Margin	8th	-2.4
Blocked Shots	6th	2.7
Assists	3rd	13.4
Steals	4th	6.9
Turnover Margin	4th	+0.52
Assist/Turnover Ratio	4th	1.0
Offensive Rebounds	8th	9.0
Defensive Rebounds	2nd	25.8
Defensive Reb Pct.	10th	.697
Offensive Reb Pct.	9th	.256
3-Point Fg Made	3rd	8.6

INDIVIDUAL RANKINGS

Tajuan Agee		
Scoring	11th	12.8
REBOUNDING	1ST	8.0
Free Throw Pct	14th	.711
Steals	15th	1.0
Blocked Shots	9th	0.7
Offensive Rebounds	9th	1.8
DEFENSIVE REBOUNDS	1ST	6.2
Minutes Played	26th	27.1
E.J. Crawford		
Scoring	2nd	17.7
Rebounding	20th	5.0
Field Goal Pct	5th	.510
Free Throw Pct	2nd	.833
3-Point Fg Pct	13th	.395
Defensive Rebounds	12th	3.9
Minutes Played	6th	35.2
Asante Gist		
Scoring	16th	11.9
Free Throw Pct	10th	.738
3-Point Fg Made	14th	1.9
Minutes Played	18th	28.5
Rickey McGill		
Scoring	8th	15.1
Field Goal Pct	14th	.466
Assists	2nd	5.2
Free Throw Pct	9th	.745
STEALS	1ST	2.3
Assist/Turnover Ratio	3rd	1.7
MINUTES PLAYED	1ST	37.2
Niksa Nikolic		
Blocked Shots	5th	0.9
Ben Perez		
3-Point Fg Pct	9th	.407
3-Point Fg Made	12th	2.0
Minutes Played	22nd	27.8

Gaels in the Pros (as of 2/23/19)

Courtesy of Sports I.T. Solutions / Eurobasket.com

Here is the weekly review of the top performing Gaels alumni, who are currently playing pro basketball.

- 1. Scott Machado** (6'1"-G-90, graduated '12, plays pro in the NBA G League) was the major contributor in a South Bay Lakers' victory against the Austin Spurs (16-21) crushing them 115-95 in the NBA G League on Friday night. He recorded a double-double by scoring 22 points and making 10 passes in 30 minutes. The South Bay Lakers have 15-24 record this season. It's Machado's first year with the team. Machado has relatively good stats this year 14.8ppg, 3.4rpg and 7.1apg. He is a naturalized Brazilian.
- 2. Vangelis Bebis** (6'6"-PG-95, graduated '15, plays in Greece) contributed to an Apollon Patras' victory against the closely-ranked Koroivos (7-11) 61-55 in the Greek A2 (second division) in Saturday night's game. He scored 10 points and grabbed 8 rebounds. AS Apollon Patras (7-11) is placed 11th in the A2. This year Bebis averages 9.8ppg, 3.8rpg, 1.9apg and 1.3spg in 17 games he played so far.
- 3. Sam Cassell Jr.** (6'4"-G-92, graduated '17, currently in Germany) led Herford to an easy victory against the 14th-ranked Kamp-Lintfort (2-18) crushing them 96-63 in the German Regionalliga (fourth division) last Saturday. He scored 13 points, had 6 rebounds and dished 5 assists in 30 minutes. BBG Herford (14-6) is placed fifth in West group. It's Cassell Jr.'s first season with the team. Cassell Jr. has individually a very good year with high stats. He averages 20.2ppg, 4.2rpg, 3.5apg and 1.6spg.
- 4. Mike Poole** (6'5"-F-92, graduated '14, plays pro in Canada) led Halifax Hurricanes to a victory over the The Storm (5-21) 104-99 in the NBLCanada on Thursday night. He was MVP of the game. Poole scored 27 points (!!!) and added 3 assists. The Halifax Hurricanes have a solid 19-11 record this season. It was his team's sixth consecutive victory in a row. It's Poole's first year with the team. He has very impressive stats this season 17.0ppg, 5.1rpg, 2.8apg and 1.4spg in 30 games.
- 5. Jordan Washington** (6'8"-F-93, graduated '17, plays in Canada) is a teammate of previously mentioned Mike Poole. But that was another game of his team in NBLCanada which we would like to mention. Washington was the main contributor in a Halifax Hurricanes' victory against the Moncton Miracles (18-10) 100-91. He was MVP of the game. Washington scored 23 points and grabbed 9 rebounds in 30 minutes; quite an impressive performance considering it's only his second season in pro basketball. The Halifax Hurricanes have a solid 19-11 record this season. It was his team's sixth consecutive victory in a row. Washington has relatively good stats this season 14.6ppg, 5.8rpg and 1.1apg.

Other former Iona College players, who currently play pro basketball:

Sean Armand (6'5"-SG-91) plays for Zenit Sankt Petersburg in Russian VTB

Jon Severe (6'2"-F-94) played for Khimik in Ukrainian Superleague

Lamont Jones (6'0"-PG-90) plays for MHP RIESEN Ludwigsburg in German BBL

TK Edogi (6'8"-F-94) plays for Sakarya Buyuksehir Basketbol in Turkish BSL

A.J. English (6'4"-G-92) plays for Lavrio in Greek A1

Steven Burt (6'3"-G-84) plays for Cretan Kings in Greek A1

Tariq Kirksay (6'7"-F-79) plays for FOS Provence Basket in French Jeep ELITE ProA

Deyshonee Much (6'5"-G-94) plays for London CR in British BBL

Ricky Soliver (6'3"-PG-84) played for Metros STGO in Dominican Rep. LN

Kiril Wachsmann (6'8"-C-84) plays for Olimpia in Uruguayan LUB

David Laury (6'9"-F/C-90) plays for Windy City Bulls in the NBA G League

Jan Svandriik (6'6"-F-94) plays for BK Opava in Czech Republic NBL

Isaiah Williams (6'7"-G/F-92) plays for Neuchatel in Swiss SBL

Taylor Bessick (6'9"-F-92) plays for BK Liepaja in Latvian LatEstBL

Tre Bowman (6'5"-G-91) plays for Beirut Club in Lebanese LBL

Zach Lewis (6'3"-G-94) plays for Boncourt in Swiss SBL

Aaron Rountree III (6'8"-F-93) plays for Qatar Sports Club Doha in Qatari D1

Gary Springer (6'9"-F/C-88) plays for Al Ain in UAE D1


Taaj Ridley (6'7"-G/F-90) plays for Vellaznimi in Kosovan Liga e pare

Bryan Matthew (6'5"-F-76) plays for Cutie Ovals Ojays in Antigua ABBA

Michael Glover (6'8"-C/F-87) plays for Cape Breton Highlanders in the NBL Canada

Note: The list above includes only some of the Iona College alumni playing currently in pro basketball. Check complete list at:

<https://icgne.ws/GaelsInThePros>



Scott Machado
(NBA G League)
(Photo: @southbaylax)



Sean Armand
(Russia)
(Photo: @gaziantepba)



A.J. English
(Greece)
(Photo: @rosaradom)



Steven Burt
(Greece)
(Photo: @cretankings)



TK Edogi
(Turkey)
(Photo: @sbbbasket)



Tim CLUESS

Head Coach

Hofstra '83 - Ninth Season

THE CLUESS FILE

Year at Iona:	Eighth Season
Birth Date:	March 9, 1959
Age:	59
Hometown:	West Hempstead, N.Y.
Wife:	Karen
Children:	Kevin (22), T.J. (20)
High School:	St. Agnes HS Rockville Centre, N.Y.
College:	BA, Hofstra University, 1983

ATHLETIC PLAYING BACKGROUND

St. Agnes High School
Rockville Centre, N.Y.

St. John's University
Jamaica, N.Y.

Hofstra University
Hempstead, N.Y.

Professional Basketball
Europe and Australia

BASKETBALL COACHING EXPERIENCE

1991-2005

Head Coach

St. Mary's High School, Manhasset, NY

2005-2006

Head Coach

Suffolk Community College

2006-2010

Head Coach

Long Island University - C.W. Post

2010-present

Head Coach

Iona College

AWARDS/ACCOLADES AT IONA

MAAC Regular Season Championships

2011-12, 2013-14, 2014-15

MAAC Tournament Championships

2013, 2016, 2017, 2018

MAAC Coach of the Year

2013-14

NCAA Championship Appearances

2012, 2013, 2016, 2017, 2018

NIT Appearances

2014, 20150

- Tim Cluess was named 12th head coach of the Iona College men's basketball program on April 8, 2010 and returns for his ninth season with the Gaels.
- Came to New Rochelle with an impressive 20-year coaching resume after spending four seasons as head coach at LIU Post in Brookville, NY.

- One thing can be said, he is a winner. After spending 14 years as head coach at St. Mary's High School in Manhasset, NY, he spent the five years prior to arriving at Iona in the college ranks at Suffolk Community College and LIU Post.

- He amassed a 120-33 record and had unprecedented success at both schools.

- When combining his high school record, Cluess has won nearly 75 percent of his games coached.

- Has led the Gaels to 20+ wins in each of his first eight seasons in New Rochelle, the only coach in school history to accomplish the feat. The Gaels won 25 games in three of them.

- Iona has appeared in eight straight postseason tournaments including a Collegen Insider.com Postseason Tournament championship game appearance in 2011, the NCAA First Round in 2012 with the MAAC's second ever at-large bid into the NCAA Tournament, the 2013 NCAA Second Round, the 2014 and 2015 National Invitation Tournaments before returning to the 2016, 2017 and 2018 NCAA Tournaments.

- The Gaels were crowned MAAC Tournament Champions in 2013, 2016, 2017 and 2018 and MAAC Regular Season Champions in 2012, 2014 and 15. The Cluess-led program set a school record with 17 conference wins in 2013-14 and 2014-15.

- Cluess was named MAAC Coach of the Year following the 2013-14 campaign.

- Under Cluess, Iona has consistently been among the top scoring teams in the nation. The Gaels finished 13th in 2010-11, first in both 2011-12 and 2012-13, fourth in 2013-14, fifth in 2014-15 and 27th in 2015-16 and Top 50 in 2016-17 and 2017-18.

- In each of his eight seasons at Iona, the team's scoring averages rank in the Top 12 in school history including a school record 83.6 points per game during the 2013-14 season.

IONA SCORING UNDER TIM CLUESS

Year	PPG	NCAA Rank	Iona Rank
2010-11	79.0	13th	12th
2011-12	82.9	1st	3rd
2012-13	80.4	1st	6th
2013-14	83.6	4th	1st
2014-15	79.5	5th	11th
2015-16	79.6	27th	10th
2016-17	80.4	33rd	5th
2017-18	79.8	45th	8th

- In addition to being the 2011-12 and 2012-13 NCAA scoring champions, the Gaels were NCAA statistical champs in total three-point field goals made in 2014-15 (344), three-point field goals per game (10.2/g) in 2013-14 and assists per game (19.3/g) in 2011-12.

- Other Top 10 NCAA statistical marks include fourth in assists in 2010-11 (17.4/g), second in assist-to-turnover ratio (1.54:1) and third in field

- goal percentage (50.8%) in 2011-12, second in free throw percentage (78.1%) in 2012-13 and third in assists (17.5/g), fourth in assist-to-turnover ratio (1.65:1) in 2013-14 and fourth in scoring (79.5/g), fifth in 3FG per game (9.8/g) and seventh in assists (16.4/g) in 2014-15.

NCAA TOP 10 STATISTICS UNDER CLUESS

Year	PPG	NCAA Rank	Stat
2016-17	3FG made	12th	332
2015-16	3FG per game	10th	9.9
2014-15	3FG made	1st	344
	Scoring	4th	79.5
	3FG per game	5th	9.8
	Assists per game	7th	16.4
2013-14	3FG per game	1st	10.2
	Assists per game	3rd	17.5
	Ast/TO ratio	4th	1.65:1
2012-13	Scoring	1st	80.4
	FT Percentage	2nd	.781
2011-12	Scoring	1st	82.9
	Assists per game	1st	19.3
	Ast/TO ratio	2nd	1.54:1
	FG Percentage	3rd	.508
2010-11	Assists per game	4th	17.4

- Cluess has mentored three MAAC Players of the Year and two Haggerty Award Winners **Scott Machado** (2012), **Lamont Jones** (2013) and **David Laury** (2015) earned the MAAC's top honor while Machado and Jones also were the fifth and sixth players in Iona basketball history to earned the New York Metropolitan Area's Player of the Year honor.

- Iona has seen nine different student-athletes earn 18 All-MAAC honors including 11 on the first team. Jones (2013), Machado (2011, 2012), Laury (2015), **Mike Glover** (2011, 2012), **Sean Armand** (2014), **A.J. English** (2014, 2015, 2016), and **Jordan Washington** (2017) have all been All-MAAC First Team performers in seven seasons under head coach Tim Cluess. The first six Gaels were also All-Met First Team performers.

ALL-MAAC/ALL-MET HISTORY UNDER CLUESS

Year	Player	All-MAAC	All-Met
2010-11	Mike Glover	1st	1st
	Scott Machado	1st	1st
2011-12	Mike Glover	1st	1st
	Scott Machado	1st*	1st*
	Lamont Jones	2nd	3rd
2012-13	Lamont Jones	1st*	1st*
	Sean Armand	2nd	1st
	David Laury	3rd	
2013-14	Sean Armand	1st	1st
	A.J. English	1st	2nd
	David Laury	2nd	3rd
2014-15	A.J. English	1st	1st
	David Laury	1st	1st
	Schadrac Casimir	2nd	
2015-16	A.J. English	1st	1st
	Jordan Washington	2nd	3rd
2016-17	Jordan Washington	1st	1st
2017-18	Rickey McGill	2nd	2nd

* - Player of the Year

• Iona has reached the semifinal round of the MAAC Championship in each of the last eight seasons, the longest stretch in school history and tied for longest in league history. The Gaels six straight championship game appearances from 2013-18 is a MAAC record.

• Through eight seasons at Iona, Cluess ranks No. 2 on Iona's all time wins list behind a Goal Club Hall of Famers **Jim McDermott** and ahead of three others in **Jeff Ruland**, **Pat Kennedy** and **Jim Valvano**.

IONA'S ALL-TIME COACHING LIST (BY WINS)

Coach	Years	W	L	PCT
Jim McDermott	1948-73 (25)	319	253	.558
TIM CLUSS	2010-PRES (7+)	194	107	.645
Jeff Ruland	1998-07 (9)	139	135	.507
Pat Kennedy	1980-86 (6)	124	60	.674
Jim Valvano	1975-80 (5)	95	46	.674
Gary Brokaw	1986-91 (5)	72	74	.493
Tim Welsh	1995-98 (3)	70	22	.761
Br. Arthur Loftus	1941-42, 46 (3)	50	18	.735
Jerry Welsh	1991-95 (4)	47	63	.427
Kevin Willard	2007-10 (3)	45	49	.479
Gene Roberti	1973-75 (2)	15	32	.319
Pete Caruso	1947 (1)	15	8	.652

• The Gaels have also won more games than any other team in the NY Metropolitan area with Cluess at the helm. Iona's 182 wins from 2010-2018 are 33 more than Seton Hall, the No. 2 team on the list among the 15 Division I programs located less than 30 miles from the center of NY college basketball Madison Square Garden.

TOP NEW YORK METRO TEAMS (2010-19)*

Team	2010-2019		1995-2019	
	W-L	Pct	W-L	Pct
IONA	194-107	.645	448-313	.589
Wagner	161-115	.583	364-347	.512
Seton Hall	166-124	.572	405-341	.543
LIU Brooklyn	159-126	.558	343-373	.479
N.J.I.T.	143-131	.522	295-377	.439
St. John's	149-140	.516	390-358	.521
Hofstra	149-140	.516	421-329	.561

* - all teams with .500 or better record since 2010

• **Scott Machado**, who was also coached by Cluess during his freshman season at St. Mary's High

School, appeared in six regular season games in the NBA with the Houston Rockets and five postseason games with the Golden State Warriors in 2012-13.

• Machado is one of several Iona Gaels to have played for Cluess to continue their playing careers in the professional ranks including: **Sean Armand**, **Vangelis Bebis**, **Taylor Bessick**, **Tre Bowman**, **Sam Cassell Jr.**, **Randy Dezouvre**, **TK Edogi**, **A.J. English**, **Mike Glover**, **Jayon James**, **Ra'Shad James**, **Lamont Jones**, **David Laury**, **Zach Lewis**, **Deyshonee Much**, **Ibn Muhammad**, **Chris Pelcher**, **Taaj Ridley**, **Alejo Rodriguez**, **Aaron Rountree**, **Jon Severe**, **Jan Svandrlík**, **Jordan Washington**, and **Isaiah Williams**.

• Prior to Iona, Cluess' LIU Post Pioneers earned a 23-6 overall record in his last season, earning victories in 19 of their last 21 contests. The squad earned its fourth straight berth in the East Coast Conference championship game. Cluess was named the ECC Co-Coach of the Year for the third straight time.

• In 2008-09, LIU Post had its finest season in history, setting a school record with 30 victories. Standing among the top 10 teams in the nation from January through March in 2009, the Pioneers were ranked as high as No. 2 that year.

• The squad posted an undefeated regular season, winning all 24 games for the first time in school history. LIU Post won its second straight ECC regular season and tournament championship titles and defeated Bentley in overtime in front of thousands on their home court to win the NCAA East Region Championship title and advance to the Elite Eight Tournament in Springfield, Mass.

• For his outstanding efforts, Cluess was named the Basketball Times Division II Co-Coach of the Year as well as Metropolitan Basketball Writers Association Division II Coach of the Year for the second straight season.

• The 2007-08 season saw Cluess' squad post a 26-5 overall record, including an 18-2 clip in the conference. LIU Post claimed its first regular season and conference titles since the 2003-04 season with a 60-57 win to advance to the NCAA Northeast Regional at Bentley College. He was voted the ECC Coach of the Year by his peers, and was named the MWBA Division II Coach of the Year.

• In 2006-07, his first year at the helm, Cluess guided the Pioneers to a 19-11 record and an

appearance in the ECC Championship game. He improved the team's win total by six from the season before he took over the program.

• Cluess was named the eighth head men's basketball coach in the 50-year history of the Pioneers' program in April of 2006, after spending the 2005-06 campaign as the head men's basketball coach at Suffolk Community College in Brentwood, NY. He led a team of eight players to a 22-10 record overall, as well as a Region XV championship and a fourth-place finish in the NJCAA Division III Tournament. The trip to the national tournament was the first in the Longhorns' history, and Cluess was tabbed the District 5 Coach of the Year.

• Prior to his ascent to the college ranks, Cluess was a standout head coach at St. Mary's High School in Manhasset, NY from 1991-05, where the Gaels went a remarkable 264-78 (.772) during his tenure.

• St. Mary's won a record eight consecutive Nassau-Suffolk CHSAA league championships from 1997-98 to 2004-05. In that final season with Cluess as their mentor, the Gaels went 25-1 and finished the season ranked in the Top 20 nationally after holding the No. 1 ranking for eight weeks of the campaign.

• Cluess helped develop more than 50 players who moved on to the collegiate and professional ranks at St. Mary's including former North Carolina standout and current San Antonio Spur Danny Green.

• He won four state titles and two Federation championships at the Manhasset school. Cluess was a seven-time coach of the year in the high school ranks and earned tournament wins in national tournaments such as the Beach Ball Classic and the Las Vegas Prep Classic.

• Cluess played professional basketball in Europe and Australia after a collegiate career at both St. John's and Hofstra.

• He attended St. John's from 1978-81, before completing his coursework at Hofstra from 1982-83.

• Cluess holds a bachelor's degree in Accounting from Hofstra and currently resides in Floral Park, N.Y. with his wife, Karen, and their two children – Kevin, 22 and T.J., 20.

TIM CLUSS HEAD COACHING RECORD

Year	School	W-L	Home W-L	Conf. W-L	Conf. Tourney	Postseason
1991-05	St. Mary's HS	265-78				
2005-06	Suffolk CC	22-10				NJCAA D-III
2006-07	C.W. Post	19-11	12-3	13-7 (3rd)	Final	
2007-08	C.W. Post	26-5	14-1	18-2 (1st)	CHAMPION	NCAA D-II NE Regional
2008-09	C.W. Post	30-1	15-0	18-0 (1st)	CHAMPION	NCAA D-II Elite Eight
2009-10	C.W. Post	23-6	15-0	18-3 (1st)	Final	
2010-11	Iona	25-12	12-3	13-5 (2nd)	Final	CIT Final
2011-12	Iona	25-8	10-1	15-3 (1st)	Semifinal	NCAA First Round
2012-13	Iona	20-14	11-1	11-7 (4th)	CHAMPION	NCAA Second Round
2013-14	Iona	22-11	11-2	17-3 (1st)	Final	NIT First Round
2014-15	Iona	26-9	13-0	17-3 (1st)	Final	NIT First Round
2015-16	Iona	22-11	11-2	16-4 (2nd)	CHAMPION	NCAA First Round
2016-17	Iona	22-13	8-4	12-8 (T-3rd)	CHAMPION	NCAA First Round
2017-18	Iona	20-14	8-3	11-7 (4th)	CHAMPION	NCAA First Round
2018-19	Iona	12-15	7-3	10-6 (T-2nd)		
Head Coach, Iona (9th)		194-107 (.645)	91-19 (.827)	122-46 (.726)		
Head Coach, NCAA (13th)		292-130 (.692)	147-23 (.865)	189-58 (.765)		
Career Head Coach (28th)		578-218 (.726)				

2018-19 Superlatives

Individual Superlatives	IONA HIGHS	OPPONENT HIGHS
Points, Game:	29, Rickey McGill, vs. Monmouth (1/3/19)	30, Cameron Young, at Quinnipiac (2/19/19)
Points, 1st Half:	17, Ben Perez, at Canisius (1/13/19)	16, Raheem Salomon, at Niagara (1/11/19)
Points, 2nd Half:	21, Rickey McGill, vs. Monmouth (1/3/19)	17, Jacob Grandison, vs. Holy Cross (12/30/18)
Points, Overtime:		
Field Goals Made:	11, E.J. Crawford, at Fairfield (1/27/19)	10, 2x (Cameron Young), at Quinnipiac (2/19/19)
Field Goals Attempted:	19, E.J. Crawford, vs. Rider (1/25/19)	21, Cameron Young, at Quinnipiac (2/19/19)
FG Pct. (min. 10 att.):	81.8% (9-11), Rickey McGill, vs. Hartford (11/21/18)	100% (10-10), Paul Atkinson, at Yale (12/22/18)
FG Pct. (min. 5 att.):	100% (7-7), Niksa Nikolic, at Providence (11/24/18)	100% (10-10), Paul Atkinson, at Yale (12/22/18)
3-Point FG Made:	5, 6x (E.J. Crawford), vs. Saint Peter's (2/15/19)	7, 2x (Cameron Young), at Quinnipiac (2/19/19)
3-Point FG Attempted:	10, Asante Gist, at Marist (1/31/19)	16, Cameron Young, at Quinnipiac (2/19/19)
3-FG% (4 att.):	100% (5-5), E.J. Crawford, vs. Saint Peter's (2/15/19)	80.0% (4-5), 2x (Marcus Hammond), vs. Niagara (2/10/18)
Free Throws Made:	11, Tajuan Agee, at Quinnipiac (2/19/19)	11, Landon Taliaferro, at Fairfield (1/27/19)
Free Throws Attempted:	16, Tajuan Agee, at Quinnipiac (2/19/19)	12, Landon Taliaferro, at Fairfield (1/27/19)
FT% (10 att.):	72.7% (8-11), 2x (Rickey McGill), vs. Monmouth (1/3/19)	91.7% (11-12), Landon Taliaferro, at Fairfield (1/27/19)
FT% (7 att.):	100% (9-9), Tajuan Agee, at Monmouth (1/20/19)	100% (9-9), Deion Hammond, at Monmouth (1/20/19)
Rebounds:	13, 2x (Tajuan Agee), vs. Saint Peter's (2/15/19)	12, Vance Jackson, at New Mexico (11/13/18)
Off. Rebounds:	5, 2x (Tajuan Agee), at Manhattan (2/22/19)	6, Ebube Ebube, at Manhattan (2/22/19)
Def. Rebounds:	11, Tajuan Agee, at Niagara (1/11/19)	10, 2x (KJ Byers), vs. Long Beach (11/19/18)
Assists:	9, 2x (Rickey McGill), vs. Fairfield (1/5/19)	8, 3x (Isaiah Reese), at Canisius (1/13/19)
Turnovers:	9, Rickey McGill, at Marist (1/31/19)	7, Deishaun Booker, vs. Long Beach (11/19/18)
Blocks:	6, Niksa Nikolic, vs. Rider (1/25/19)	5, Samuel Idowu, vs. Saint Peter's (2/15/19)
Steals:	5, 2x (Rickey McGill), at Niagara (1/11/19)	4, 3x (Jalen Pickett), at Siena (2/13/18)
Minutes Played:	40, 9x (E.J. Crawford), at Manhattan (2/22/19)	40, 3x (Green, Grandison), vs. Holy Cross (12/30/18)

Team Superlatives	IONA HIGH	IONA LOW	OPPONENT HIGH	OPPONENT LOW
Points	103, vs. Monmouth	54, vs. Siena	99, at Yale	46, vs. Saint Peter's ³
Points (1st Half)	52, vs. Monmouth	25, at Fairfield	51, vs. Fairfield	22, vs. Saint Peter's
Points (2nd Half)	55, vs. Fairfield	28, 2x (vs. Siena)	51, at New Mexico	22, at Siena
Victory Margin	19, vs. Monmouth	3, vs. Niagara	29, at VCU	1, 2x (vs. Quinnipiac)
Field Goals Made	35, at Niagara	18, vs. Siena	38, at Yale	18, vs. Saint Peter's
Field Goals Att.	70, at Yale	49, 2x (at Fairfield)	77, at Niagara	51, vs. Siena
Field Goal Pct.	58.5%, vs. Monmouth	32.3%, at Ohio	55.6%, vs. Long Beach	34.0%, vs. Saint Peter's
First Half FG%	57.7%, vs. Hartford	27.8%, at Yale	55.2%, vs. Holy Cross	25.0%, at Canisius
Second Half FG%	63.6%, vs. Monmouth	24.1%, at Ohio	60.7%, vs. Long Beach	30.0%, at Manhattan
3-Pt FG Made	17, vs. Monmouth	3, at Fairfield	17, at Quinnipiac	5, 2x (at Monmouth)
3-Pt FG Attempted	35, at Yale	14, at Fairfield	49, at Quinnipiac	17, vs. Long Beach
3-Pt FG%	54.8%, vs. Monmouth	19.0%, vs. Rider	58.8%, vs. Long Beach	19.4%, at Canisius
Free Throws Made	26, at New Mexico	6, vs. Quinnipiac	26, at Monmouth	2, vs. Saint Peter's
Free Throws Att.	36, at New Mexico	8, 2x (vs. Saint Peter's)	39, at Monmouth	5, at Siena
Free Throw %	93.3%, at Canisius	58.3%, at Ohio	93.8%, vs. Albany	28.6%, vs. Saint Peter's
Offensive Rebounds	13, 2x (vs. Saint Peter's)	3, at Niagara	18, at Niagara	7, vs. Niagara
Defensive Rebounds	37, at Quinnipiac	17, vs. Long Beach	37, at Ohio	20, at Canisius
Rebounds	45, at Quinnipiac	26, vs. Hartford	53, 2x (at Yale)	29, at Canisius
Assists	18, vs. Monmouth	6, at Fairfield	30, at Yale	7, vs. Siena
Turnovers	23, 2x (at VCU)	4, vs. Quinnipiac	25, vs. Long Beach	6, at Quinnipiac
Steals	14, vs. Long Beach	2, at Canisius	14, at VCU	0, vs. Albany
Blocked Shots	6, 3x (vs. Quinnipiac)	0, at Providence	10, vs. Saint Peter's	0, 2x (vs. Hartford)
Possessions	82, at New Mexico	57, vs. Siena ²	82, at New Mexico	57, vs. Siena ²
Double Digit Scorers	6, vs. Marist	1, at Siena	5, 7x (at Marist)	2, 4x (at Quinnipiac)

² - second lowest in Tim Cluess-era | ³ - third lowest in Tim Cluess-era

Career Statistics For Current Players

Agee, Tajuan

Season	gp-gs	min/avg	Total		3-Point		F-Throws		Rebounds				Scoring							
			fg-fga	pct	fg-fga	pct	ft-fta	pct	off	def	tot	avg	pf	fo	ast	to	blk	stl	pts	avg
2018-19	27-22	733/27.1	116-266	.436	27-82	.329	86-121	.711	49	168	217	8.0	99	9	30	65	19	27	345	12.8
TOTAL	27-22	733/27.1	116-266	.436	27-82	.329	86-121	.711	49	168	217	8.0	99	9	30	65	19	27	345	12.8

Crawford, E.J.

Season	gp-gs	min/avg	Total		3-Point		F-Throws		Rebounds				Scoring							
			fg-fga	pct	fg-fga	pct	ft-fta	pct	off	def	tot	avg	pf	fo	ast	to	blk	stl	pts	avg
2016-17	35-30	874/25.0	110-243	.453	56-125	.448	53-68	.779	19	88	107	3.1	74	2	39	31	7	13	329	9.4
2017-18	33-29	884/26.8	146-317	.461	50-148	.338	72-90	.800	17	96	113	3.4	59	1	36	33	9	19	414	12.5
2018-19	27-27	950/35.2	171-335	.510	45-114	.395	90-108	.833	32	103	135	5.0	64	1	49	51	5	21	477	17.7
TOTAL	95-86	2708/28.5	427-895	.477	151-387	.390	215-266	.808	68	287	355	3.7	197	4	124	115	21	53	1220	12.8

Gist, Asante

Season	gp-gs	min/avg	Total		3-Point		F-Throws		Rebounds				Scoring							
			fg-fga	pct	fg-fga	pct	ft-fta	pct	off	def	tot	avg	pf	fo	ast	to	blk	stl	pts	avg
2016-17*	31-29	986/31.8	158-422	.374	64-189	.339	114-155	.735	10	69	79	2.5	96	4	118	105	1	29	494	15.9
2017-18*	6-5	165/27.5	17-44	.386	7-18	.389	7-15	.467	1	17	18	3.0	16	0	16	11	0	3	48	8.0
2018-19	27-15	770/28.5	105-262	.401	51-152	.336	59-80	.738	12	55	67	2.5	53	1	56	43	0	18	320	11.9
TOTAL	27-15	770/28.5	105-262	.401	51-152	.336	59-80	.738	12	55	67	2.5	53	1	56	43	0	18	320	11.9
All*	64-49	1921/30.0	280-728	.385	122-359	.340	180-250	.720	23	141	164	2.6	165	5	190	159	1	50	862	13.5

* Statistics from prior team/school

Hudson, Payton

Season	gp-gs	min/avg	Total		3-Point		F-Throws		Rebounds				Scoring							
			fg-fga	pct	fg-fga	pct	ft-fta	pct	off	def	tot	avg	pf	fo	ast	to	blk	stl	pts	avg
2018-19	18-0	131/7.3	2-9	.222	1-7	.143	0-0	.000	3	5	8	0.4	11	0	9	2	0	5	5	0.3
TOTAL	18-0	131/7.3	2-9	.222	1-7	.143	0-0	.000	3	5	8	0.4	11	0	9	2	0	5	5	0.3

Maxwell, Jahnathan

Season	gp-gs	min/avg	Total		3-Point		F-Throws		Rebounds				Scoring							
			fg-fga	pct	fg-fga	pct	ft-fta	pct	off	def	tot	avg	pf	fo	ast	to	blk	stl	pts	avg
2018-19	25-1	266/10.6	26-67	.388	11-44	.250	6-10	.600	13	37	50	2.0	42	1	14	16	4	10	69	2.8
TOTAL	25-1	266/10.6	26-67	.388	11-44	.250	6-10	.600	13	37	50	2.0	42	1	14	16	4	10	69	2.8

McGill, Rickey

Season	gp-gs	min/avg	Total		3-Point		F-Throws		Rebounds				Scoring							
			fg-fga	pct	fg-fga	pct	ft-fta	pct	off	def	tot	avg	pf	fo	ast	to	blk	stl	pts	avg
2015-16	30-0	316/10.5	35-75	.467	7-25	.280	8-11	.727	5	39	44	1.5	35	0	22	19	2	22	85	2.8
2016-17	35-35	1122/32.1	132-278	.475	27-80	.338	78-99	.788	28	106	134	3.8	88	2	180	70	15	62	369	10.5
2017-18	34-33	1146/33.7	163-363	.449	51-133	.383	80-114	.702	24	113	137	4.0	71	1	189	94	4	52	457	13.4
2018-19	27-27	1005/37.2	137-294	.466	28-93	.301	105-141	.745	24	96	120	4.4	72	3	141	82	7	61	407	15.1
TOTAL	126-95	3589/28.5	467-1010	.462	113-331	.341	271-365	.742	81	354	435	3.5	266	6	532	265	28	197	1318	10.5

Nikolic, Niksa

Season	gp-gs	min/avg	Total		3-Point		F-Throws		Rebounds				Scoring							
			fg-fga	pct	fg-fga	pct	ft-fta	pct	off	def	tot	avg	pf	fo	ast	to	blk	stl	pts	avg
2018-19	23-10	292/12.7	29-48	.604	0-0	.000	7-16	.438	32	24	56	2.4	42	2	9	25	20	7	65	2.8
TOTAL	23-10	292/12.7	29-48	.604	0-0	.000	7-16	.438	32	24	56	2.4	42	2	9	25	20	7	65	2.8

Career Statistics For Current Players

Perez, Ben

Season	gp-gs	min/avg	Total		3-Point		F-Throws		Rebounds				Scoring							
			fg-fga	pct	fg-fga	pct	ft-fta	pct	off	def	tot	avg	pf	fo	ast	to	blk	stl	pts	avg
2015-16*	25-0	249/10.0	27-80	.338	16-60	.267	3-4	.750	6	14	20	0.8	17	0	5	10	5	10	73	2.9
2018-19	22-16	611/27.8	64-143	.448	44-108	.407	24-29	.828	18	62	80	3.6	36	1	24	14	2	19	196	8.9
TOTAL	22-16	611/27.8	64-143	.448	44-108	.407	24-29	.828	18	62	80	3.6	36	1	24	14	2	19	196	8.9
All*	47-16	860/18.3	91-223	.408	60-168	.357	27-33	.818	24	76	100	2.1	53	1	29	24	7	29	269	5.7

* Statistics from prior team/school

Rhem, Malik

Season	gp-gs	min/avg	Total		3-Point		F-Throws		Rebounds				Scoring							
			fg-fga	pct	fg-fga	pct	ft-fta	pct	off	def	tot	avg	pf	fo	ast	to	blk	stl	pts	avg
2018-19	3-0	3/1.0	0-2	.000	0-0	.000	0-0	.000	0	0	0	0.0	0	0	0	0	0	0	0	0.0
TOTAL	3-0	3/1.0	0-2	.000	0-0	.000	0-0	.000	0	0	0	0.0	0	0	0	0	0	0	0	0.0

Ristanovic, Andrija

Season	gp-gs	min/avg	Total		3-Point		F-Throws		Rebounds				Scoring							
			fg-fga	pct	fg-fga	pct	ft-fta	pct	off	def	tot	avg	pf	fo	ast	to	blk	stl	pts	avg
2018-19	23-8	321/14.0	25-65	.385	17-49	.347	11-14	.786	10	60	70	3.0	35	0	11	16	12	6	78	3.4
TOTAL	23-8	321/14.0	25-65	.385	17-49	.347	11-14	.786	10	60	70	3.0	35	0	11	16	12	6	78	3.4

Still, Isaiah

Season	gp-gs	min/avg	Total		3-Point		F-Throws		Rebounds				Scoring							
			fg-fga	pct	fg-fga	pct	ft-fta	pct	off	def	tot	avg	pf	fo	ast	to	blk	stl	pts	avg
2015-16*	29-23	880/30.3	84-238	.353	31-107	.290	88-128	.688	18	91	109	3.8	66	0	47	50	7	17	287	9.9
2016-17*	31-31	1011/32.6	152-396	.384	60-184	.326	124-197	.629	31	113	144	4.6	65	1	55	70	7	28	488	15.7
2018-19	13-9	319/24.5	30-80	.375	9-36	.250	28-48	.583	8	34	42	3.2	29	0	18	25	5	13	97	7.5
TOTAL	13-9	319/24.5	30-80	.375	9-36	.250	28-48	.583	8	34	42	3.2	29	0	18	25	5	13	97	7.5
All*	73-63	2210/30.3	266-714	.373	100-327	.306	240-373	.643	57	238	295	4.0	160	1	120	145	19	58	872	11.9

* Statistics from prior team/school

2018-19 Gaels By The Numbers... (under Cluess in parenthesis)

Iona Record:		When Iona Scores			
Overall	12-15 (194-107)	Less than 50 points	0-0 (0-0)	When opponents make more FTs	3-7 (61-62)
MAAC	10-6 (122-46)	50-59 points	1-2 (1-9)	When opponents shoot more FTs	2-8 (63-64)
At the Hynes Athletics Center	7-3 (91-19)	60-69 points	2-3 (18-22)	When free throws made are equal	0-1 (12-4)
On the Road	4-9 (75-64)	70-79 points	3-4 (57-42)	When free throws shot are equal	0-0 (6-4)
Neutral Sites	1-3 (28-24)	80-89 points	3-5 (69-23)	From Behind the Arc:	
MAAC Home Games	6-2 (67-15)	90-99 points	2-1 (36-7)	When Iona makes more threes	5-2 (127-35)
MAAC Away Games	4-4 (52-31)	More than 99 points	1-0 (13-4)	When opponents make more threes	6-9 (43-62)
MAAC Neutral Games	0-0 (3-0)	When Opponent Scores:		Three pointers are equal	1-4 (24-10)
Leading at the half	6-1 (148-29)	Less than 50 points	1-0 (3-0)	Rebounds:	
Trailing at the half	6-13 (38-72)	50-59 points	2-1 (27-1)	When Iona out rebounds opponent....	9-1 (104-24)
Tied at the half	0-1 (8-6)	60-69 points	1-1 (59-12)	When opponent out rebounds Iona....	3-14 (82-79)
Overtime	0-0 (10-10)	70-79 points	6-3 (73-26)	When rebounds are equal.....	0-0 (8-4)
After a win	6-5 (130-63)	80-89 points	2-6 (27-39)	Assists:	
After a loss	6-10 (64-44)	90-99 points	0-4 (5-23)	When Iona has more assists	7-1 (149-30)
Day of the Week:		More than 99 points	0-0 (0-6)	When opponent has more assists	5-13 (33-71)
Sunday	2-4 (50-27)	When Iona's FG Percentage is:		When assists are equal	0-1 (12-6)
Monday	0-1 (13-12)	Less than 35%	0-1 (3-12)	Turnovers:	
Tuesday	1-2 (15-14)	35-39.9%	2-2 (9-17)	When Iona has more TOs	6-7 (61-51)
Wednesday	2-0 (20-6)	40-44.9%	2-6 (31-40)	When opponent has more TOs	6-8 (122-50)
Thursday	1-1 (8-14)	45-49.9%	5-4 (63-23)	When turnovers are equal	0-0 (11-6)
Friday	5-2 (56-16)	50% or higher	3-2 (88-15)	Margin of Victory/Loss:	
Saturday	1-5 (32-18)	When Opponents' FG Percentage is:		1 point	0-2 (5-9)
Month:		Less than 35%	1-0 (18-0)	2 points	0-2 (3-11)
November	2-4 (24-22)	35-39.9%	6-0 (49-7)	4 points or less	3-7 (39-39)
December	0-5 (37-30)	40-44.9%	2-6 (54-33)	5-9 points	4-3 (45-35)
January	5-4 (57-23)	45-49.9%	3-5 (50-26)	Less than 10	7-10 (84-74)
February	5-2 (51-19)	50% or higher	0-4 (23-41)	10 or more	5-5 (110-33)
March	0-0 (25-13)	At the Free Throw Line:		10-14 points	2-2 (38-16)
Tip-off Time		When Iona makes more FTs	9-7 (121-41)	15-19 points	3-1 (38-8)
Day games	4-9 (68-40)	When Iona shoots more FTs	10-7 (125-39)	20 or more points	0-2 (34-9)
Night games (after 5 p.m.)	8-6 (126-67)				

2018-19 Starting Lineups (Nine combinations in 2018-19)

Opponent	F	F	G	G	G	Record
ALBANY	Agee	Still	Crawford	Gist	McGill	-
at New Mexico	Agee	Still	Crawford	Gist	McGill	-
vs. Long Beach State	Agee	Still	Crawford	Gist	McGill	-
vs. Hartford	Nikolic	Still	Crawford	Gist	McGill	-
at Providence	Nikolic	Still	Crawford	Gist	McGill	-
at Ohio	Nikolic	Agee	Crawford	Gist	McGill	0-1
at VCU	Agee	Still	Crawford	Gist	McGill	-
vs. Columbia	Nikolic	Still	Crawford	Gist	McGill	1-2
vs. Princeton	Agee	Still	Crawford	Gist	McGill	1-4
at Yale	Ristanovic	Still	Crawford	Perez	McGill	0-1
HOLY CROSS	Agee	Ristanovic	Crawford	Perez	McGill	-
MONMOUTH	Agee	Ristanovic	Crawford	Perez	McGill	-
FAIRFIELD	Agee	Ristanovic	Crawford	Perez	McGill	-
at Niagara	Agee	Perez	Crawford	Gist	McGill	-
at Canisius	Agee	Nikolic	Crawford	Perez	McGill	-
MARIST	Agee	Nikolic	Crawford	Perez	McGill	-
at Monmouth	Agee	Nikolic	Crawford	Perez	McGill	-
RIDER	Nikolic	Ristanovic	Agee	Crawford	McGill	-
at Fairfield	Nikolic	Ristanovic	Agee	Crawford	McGill	1-1
at Marist	Maxwell	Ristanovic	Perez	Crawford	McGill	0-1
SIENA	Agee	Nikolic	Crawford	Perez	McGill	2-2
QUINNIPIAC	Agee	Ristanovic	Crawford	Perez	McGill	2-2
NIAGARA	Agee	Perez	Crawford	Gist	McGill	-
at Siena	Agee	Perez	Crawford	Gist	McGill	-
SAINT PETER'S	Agee	Perez	Crawford	Gist	McGill	-
at Quinnipiac	Agee	Perez	Crawford	Gist	McGill	-
vs. Manhattan	Agee	Perez	Crawford	Gist	McGill	5-1
CANISIUS						
at Rider						

Season/Career Highs

#0 - RICKEY MCGILL

Season High		Career High
29, vs. MON (1/3/19)	Points	40, at RID (2/25/18)
9, vs. RID (1/25/19)	Rebounds	12, vs. FDU (12/2/17)
9, 3x (at CAN, 1/13/19)	Field Goals	12, at RID (2/25/18)
4, at QUI (2/19/19)	3-Pt. FG	5, 3x (at RID, 2/25/18)
8, 2x (vs. MON, 1/3/19)	Free Throws	11, at RID (2/25/18)
9, 2x (vs. FFD, 1/5/19)	Assists	14, vs. CAN (1/7/17)
2, 2x (vs. SPU, 2/15/19)	Blocks	2, 5x (vs. SPU, 2/15/19)
5, at NIA (1/11/19)	Steals	5, 3x (at NIA, 1/11/19)
40, 6x (vs. NIA, 2/10/19)	Minutes	41, 3x (at SIE, 2/12/18)

#1 - ISAIAH STILL

Season High		Career High
16, vs. LB (11/19/18)	Points	28, vs. SHU (2/5/17)
8, 3x (at VCU, 12/1/18)	Rebounds	11, vs. LIU (3/1/17)
5, 2x (vs. COL, 12/9/18)	Field Goals	10, at DEP (11/13/16)
2, 3x (vs. HART, 11/21/18)	3-Pt. FG	6, vs. SHU (2/5/17)
8, vs. LB (11/19/18)	Free Throws	9, 2x (at CCSU, 2/18/17)
3, 3x (vs. PRIN, 12/15/18)	Assists	6, vs. SFU (1/12/17)
2, at VCU (12/1/18)	Blocks	2, at VCU (12/1/18)
5, at NM (11/13/18)	Steals	5, at NM (11/13/18)
39, at VCU (12/1/18)	Minutes	42, at SFU (1/27/17)

#2 - E.J. CRAWFORD

Season High		Career High
28, at FFD (1/27/19)	Points	28, at FFD (1/27/19)
10, at QUI (2/19/19)	Rebounds	10, at QUI (2/19/19)
11, at FFD (1/27/19)	Field Goals	11, at FFD (1/27/19)
5, 2x (vs. SPU, 2/15/19)	3-Pt. FG	5, 2x (vs. SPU, 2/15/19)
10, at NM (11/13/18)	Free Throws	10, at NM (11/13/18)
5, 3x (vs. MAR, 1/18/19)	Assists	5, 3x (vs. MAR, 1/18/19)
1, 5x (at QUI, 2/19/19)	Blocks	1, 21x (at QUI, 2/19/19)
2, 5x (at MAN, 2/22/19)	Steals	3, vs. MAN (2/23/18)
40, 2x (at MAN, 2/22/19)	Minutes	40, 3x (at MAN, 2/22/19)

#3 - ASANTE GIST

Season High		Career High
21, 3x (at MON, 1/20/19)	Points	28, at BEL (2/16/17)
5, 3x (at MAN, 2/22/19)	Rebounds	7, vs. IUPUI (11/11/16)
7, 2x (vs. SPU, 2/15/19)	Field Goals	10, at BEL (2/16/17)
5, vs. FFD (1/5/19)	3-Pt. FG	6, vs. PEAY (2/1/17)
7, at PROV (11/24/18)	Free Throws	16, vs. IUPUI (11/11/16)
6, at NIA (1/11/19)	Assists	6, 5x (at NIA, 1/11/19)
0	Blocks	1, vs. WISE (12/28/16)
4, vs. LB (11/19/18)	Steals	4, vs. LB (11/19/18)
38, 2x (vs. SPU, 2/15/19)	Minutes	43, vs. PEAY (2/1/17)

#5 - BEN PEREZ

Season High		Career High
19, vs. MON (1/3/19)	Points	19, vs. MON (1/3/19)
11, at CAN (1/13/19)	Rebounds	11, at CAN (1/13/19)
6, 2x (vs. SIE, 2/2/19)	Field Goals	6, 2x (vs. SIE, 2/2/19)
5, 2x (vs. SIE, 2/2/19)	3-Pt. FG	5, 2x (vs. SIE, 2/2/19)
7, vs. MAR (1/18/19)	Free Throws	7, vs. MAR (1/18/19)
4, at CAN (1/13/19)	Assists	4, at CAN (1/13/19)
1, vs. SPU (2/15/19)	Blocks	1, 6x (vs. SPU, 3/5/16)
3, 2x (at MAR, 1/31/19)	Steals	3, 2x (at MAR, 1/31/19)
40, at CAN (1/13/19)	Minutes	40, at CAN (1/13/19)

#10 - ANDRIJA RISTANOVIC

Season High		Career High
12, vs. MON (1/3/19)	Points	12, vs. MON (1/3/19)
8, 3x (vs. SIE, 2/2/19)	Rebounds	8, 3x (vs. SIE, 2/2/19)
4, 2x (at MAN, 2/22/19)	Field Goals	4, 2x (at MAN, 2/22/19)
3, 2x (vs. PRIN, 12/15/18)	3-Pt. FG	3, 2x (vs. PRIN, 12/15/18)
6, vs. MON (1/3/19)	Free Throws	6, vs. MON (1/3/19)
2, 3x (vs. SIE, 2/2/19)	Assists	2, 3x (vs. SIE, 2/2/19)
3, at MAR (1/31/19)	Blocks	3, at MAR (1/31/19)
2, vs. ALB (11/9/18)	Steals	2, vs. ALB (11/9/18)
31, vs. MON (1/3/19)	Minutes	31, vs. MON (1/3/19)

#12 - TAJUAN AGEE

Season High		Career High
27, at QUI (2/19/19)	Points	27, at QUI (2/19/19)
13, 2x (vs. SPU, 2/15/19)	Rebounds	13, 2x (vs. SPU, 2/15/19)
9, at SIE (2/13/19)	Field Goals	9, at SIE (2/13/19)
5, at SIE (2/13/19)	3-Pt. FG	5, at SIE (2/13/19)
11, at QUI (2/19/19)	Free Throws	11, at QUI (2/19/19)
3, 4x (at QUI, 2/19/19)	Assists	3, 4x (at QUI, 2/19/19)
3, vs. QUI (2/8/19)	Blocks	3, vs. QUI (2/8/19)
4, at YALE (12/22/18)	Steals	4, at YALE (12/22/18)
38, 2x (at QUI, 2/19/19)	Minutes	38, 2x (at QUI, 2/19/19)

#13 - JAHNATHAN MAXWELL

Season High		Career High
16, vs. MON (1/3/19)	Points	16, vs. MON (1/3/19)
7, vs. MON (1/3/19)	Rebounds	7, vs. MON (1/3/19)
5, vs. MON (1/3/19)	Field Goals	5, vs. MON (1/3/19)
4, vs. MON (1/3/19)	3-Pt. FG	4, vs. MON (1/3/19)
2, 2x (vs. MAR, 1/18/19)	Free Throws	2, 2x (vs. MAR, 1/18/19)
3, vs. MON (1/3/19)	Assists	3, vs. MON (1/3/19)
2, vs. PRIN (12/15/18)	Blocks	2, vs. PRIN (12/15/18)
3, at NM (11/13/18)	Steals	3, at NM (11/13/18)
25, vs. MON (1/3/19)	Minutes	25, vs. MON (1/3/19)

#32 - PAYTON HUDSON

Season High		Career High
5, vs. SIE (2/2/19)	Points	5, vs. SIE (2/2/19)
3, vs. NIA (2/10/19)	Rebounds	3, vs. NIA (2/10/19)
2, vs. SIE (2/2/19)	Field Goals	2, vs. SIE (2/2/19)
1, vs. SIE (2/2/19)	3-Pt. FG	1, vs. SIE (2/2/19)
0	Free Throws	0
3, at YALE (12/22/18)	Assists	3, at YALE (12/22/18)
0	Blocks	0
1, 5x (vs. SPU, 2/15/19)	Steals	1, 5x (vs. SPU, 2/15/19)
24, at FFD (1/27/19)	Minutes	24, at FFD (1/27/19)

#44 - NIKSA NIKOLIC

Season High		Career High
14, at PROV (11/24/18)	Points	14, at PROV (11/24/18)
8, at PROV (11/24/18)	Rebounds	8, at PROV (11/24/18)
7, at PROV (11/24/18)	Field Goals	7, at PROV (11/24/18)
0	3-Pt. FG	0
2, 2x (at MON, 1/20/19)	Free Throws	2, 2x (at MON, 1/20/19)
4, at CAN (1/13/19)	Assists	4, at CAN (1/13/19)
6, vs. RID (1/25/19)	Blocks	6, vs. RID (1/25/19)
1, 6x (vs. SIE, 2/2/19)	Steals	1, 6x (vs. SIE, 2/2/19)
31, at PROV (11/24/18)	Minutes	31, at PROV (11/24/18)

The Last Time Iona...

Played in Overtime – Siena 82, Iona 78 OT (Feb. 12, 2018)
 Won in Overtime – Iona 87, Quinnipiac 82 2OT (Feb. 2, 2018)
 Played in Double Overtime – Iona 87, Quinnipiac 82 (Feb. 2, 2018)
 Won in Double Overtime – Iona 87, Quinnipiac 82 (Feb. 2, 2018)
 Played in Triple Overtime – Iona 88, Canisius 90 (Jan. 30, 2005)
 Beat a Ranked Opponent – Iona 89, No. 23 Iowa State 72 (Nov. 26, 2005)
 Played a Ranked Opponent – No. 5 Duke 89, Iona 68 (Mar. 15, 2018)
 Won by 15-19 points – 16 – Iona 62, Saint Peter's 46 (Feb. 15, 2019)
 Won by 20-29 points – 27 – Iona 91, Rider 64 (Jan. 14, 2018)
 Won by 30-39 points – 34 – Iona 98, Marist 64 (Feb. 8, 2018)
 Won by 40-49 points – 44 – Iona 105, Bucknell 61 (Dec. 2, 2000)
 Won by 50 points or more – 50 – Iona 126, Delaware State 76 (Nov. 26, 2014)
 Lost by 15-19 points – 15 – Yale 99, Iona 84 (Dec. 22, 2018)
 Lost by 20-29 points – 39 – VCU 88, Iona 59 (Dec. 1, 2018)
 Lost by 30-49 points – 31 – Iona 36, Louisville 67 (Dec. 29, 2007)
 Lost by 50 points or more – 50 – Iona 54, No. 1 UConn 104 (Dec. 20, 2003)
 Scored 100 points or more – 103 – Iona 103, Monmouth 84 (Jan. 3, 2019)
 Scored 90-99 points – 90 – Iona 90, Marist 77 (Jan. 18, 2019)
 Scored 80-89 points – 81 – Monmouth 83, Iona 81 (Jan. 20, 2019)
 Scored less than 60 points – 57 – Iona 57, Siena 52 (Feb. 13, 2019)
 Scored less than 50 points – 41 – Iona 49, Saint Peter's 48 (Feb. 28, 2010)
 Scored less than 40 points – 39 – Iona 39, Manhattan 52 (Feb. 9, 2009)
 Both teams scored less than 60 – Iona 57, Siena 52 (Feb. 13, 2019)
 Both teams scored less than 50 – Iona 49, Saint Peter's 48 (Feb. 28, 2010)
 Allowed an opponent to score 90 or more – Niagara 95, Iona 90 (Jan. 11, 2019)
 Allowed an opponent to score 100 or more – 110 – Rider 110, Iona 101 (Feb. 25, 2018)
Held an opponent to under 60 – 52 – Iona 66, Manhattan 52 (Feb. 22, 2019)
 Held an opponent to under 50 – 46 – Iona 62, Saint Peter's 46 (Feb. 15, 2019)
 Shot 70.0% or better from the floor – 70.0% – vs. Wagner (Dec. 3, 2002)
 Shot 60.0% or better from the floor – 61.7% – vs. Canisius (Jan. 8, 2017)
 Shot 55.0% or better from the floor – 58.5% – vs. Monmouth (Jan. 3, 2019)
Shot 40.0% or lower from the floor – 38.9% – at Manhattan (Feb. 22, 2019)
 Shot less than 30.0% from the floor – 29.0% – at Valparaiso (Nov. 15, 2015)
 Held an opponent to less than 35.0% from the floor – 34.9% – vs. Saint Peter's (Feb. 15, 2019)
 Held an opponent to less than 30.0% from the floor – 28.0% – at Niagara (Jan. 16, 2010)
 Held an opponent to less than 25.0% from the floor – 23.7% – vs. St. Bonaventure (Nov. 19, 2004)
 Allowed an opponent to shoot 50.0% or better from the floor – 53.7% – vs. Holy Cross (Dec. 30, 2018)
 Allowed an opponent to shoot 60.0% or better from the floor – 61.4% – at Rider (Feb. 25, 2018)
 Made 24 or more three-point FGs – 24 – vs. Delaware State (Nov. 26, 2014) (school record)
 Made 20-23 three-point FGs – 20 – at Holy Cross (Dec. 19, 2017)
 Made 19 three-point FG – 19 – vs. Fairfield (Dec. 1, 2015), vs. Monmouth (Mar. 5, 2015)
 Made 18 three-point FG – 18 – vs. Liberty (Dec. 18, 2012), at Albany (Nov. 23, 2010)
 Made 17 three-point FG – 17 – vs. Monmouth (Jan. 3, 2019)
 Made 16 three-point FG – 16 – vs. Rider (Jan. 14, 2018)
 Made 15 three-point FG – 15 – at Marist (Feb. 8, 2018)
Made 10-14 three-point FG – 12 – at Manhattan (Feb. 22, 2019)
 Did not make a three-pt. FG – (0-10) at Marist (Dec. 5, 2008)
 Did not allow an opponent to hit a three-pt. FG – vs. St. John's (Dec. 17, 2017)
 Attempted 50 or more FT – 50 (38 made) – at Marist (Jan. 28, 2005)
 Attempted 40 or more FT – 40 (34 made) – vs. Canisius (Mar. 9, 2013)
 Made 35 or more FT – 34 (40 att.) – vs. Canisius (Mar. 9, 2013)
 Made 30 or more FT – 31 (39 att.) – vs. Niagara (Feb. 10, 2005)
 Had 55 or more rebounds – 55 – at Niagara (Dec. 29, 2017)
 Had 50-54 rebounds – 51 – vs. Quinnipiac (Jan. 23, 2016)
Had 45-49 rebounds – 40 – at Manhattan (Feb. 22, 2019)
 Had 40-44 rebounds – 41 – vs. Saint Peter's (Feb. 15, 2019)
 Had 25 or less rebounds – 24 – vs. Saint Peter's (Mar. 4, 2018)
 Had 35 or more assists – 35 – vs. Delaware State (Nov. 26, 2014) (school record)
 Had 30-34 assists – 34 – vs. Niagara (Jan. 4, 2014)
 Had 28-29 assists – 29 – vs. Marist (Feb. 8, 2015)
 Had 25-27 assists – 25 – vs. Coastal Carolina (Nov. 19, 2017)
 Had 20-24 assists – 21 – vs. Fairfield (Jan. 7, 2018)
 Made 15 or more steals – 15 – vs. Siena (Feb. 13, 2016)
 Made 20 or more steals – 21 – at Marist (Feb. 8, 2018)
 Had 20 or more turnovers – 23 – at VCU (Dec. 1, 2018)
 Had 25 or more turnovers – 25 – at Rider (Jan. 21, 2008)
 Had 6-10 turnovers – 9 – at Quinnipiac (Feb. 19, 2019)
 Had 5 or less turnovers – 4 – vs. Quinnipiac (Feb. 8, 2019)
 Blocked 10 or more shots – 10 – at Manhattan (Feb. 28, 2014)
 Had seven or more players in double figures – vs. Niagara (Jan. 4, 2014)
 Had six players in double figures – vs. Marist (Jan. 18, 2019)
 Had five players in double figures – vs. Niagara (Feb. 10, 2019)
 Had four players in double figures – vs. Quinnipiac (Feb. 8, 2019)
 Had zero players in double figures – vs. Siena (Dec. 7, 2009)

The Last Time An Iona player...

Scored 50 or more – 50 – Warren Issac vs. Bates (Dec. 18, 1964)
 Scored 45-49 points – 45 – A.J. English vs. Monmouth (Jan. 15, 2016)
 Scored 40-44 points – 40 – Rickey McGill at Rider (Feb. 25, 2018)
 Scored 35-39 points – 38 – Jordan Washington vs. Rider (Feb. 19, 2017)
 Scored 30-34 points – 30 – Schadrac Casimir vs. Manhattan (Feb. 23, 2018)
 Scored 25-29 points – 25 – Tajuan Agee at Siena (Feb. 13, 2019)
 Scored back-to-back 30+ point efforts – A.J. English at Monmouth, at Siena (Feb. 19-22, 2015)
 Two players had at least 30 points – Mike Glover (34) and Scott Machado (33) vs. Saint Joseph's (Nov. 23, 2011)
 Two players had at least 20 points – E.J. Crawford (20) and Asante Gist (20) vs. Rider (Jan. 25, 2019)
 Three players had at least 20 points – Tajuan Agee (27), Rickey McGill (21), E.J. Crawford (20) at Quinnipiac (Feb. 19, 2019)
 Hit more than 10 3-pt FG – 13 – A.J. English vs. Fairfield (Dec. 1, 2015) (School/MAAC Record)
 Hit 10 3-pt FG – 10 – Sean Armand vs. Siena (Jan. 3, 2012)
 Hit 9 3-pt FG – 9 – Isaiah Williams vs. Monmouth (Mar. 8, 2015)
 Hit 8 3-pt FG – 8 – Deyshonee Much at Canisius (Feb. 5, 2016)
 Hit 7 3-pt FG – 7 – Deyshonee Much at Marist (Feb. 8, 2018)
 Hit 6 3-pt. FG – 6 – Deyshonee Much vs. Fairfield (Jan. 7, 2018)
 Hit 5 3-pt. FG – 5 – E.J. Crawford vs. Saint Peter's (Feb. 15, 2019)
 Made at least 10 free throws – 11 – Tajuan Agee at Quinnipiac (Feb. 19, 2019)
 Made at least 15 free throws – 16 – Devon Clarke at Fairfield (Dec. 7, 2008)
 Had 20 or more rebounds – 20 – Jonathan Duck vs. Seton Hall (Nov. 24, 1990)
 Had 18 or more rebounds – 18 – David Laury at Marist (Feb. 20, 2015)
 Had 17 or more rebounds – 17 – David Laury at Rhode Island (Mar. 17, 2015)
 Had 15 rebounds or more – 16 – TK Edogi at Niagara (Dec. 29, 2017)
 Two players had 10 rebounds or more – Tajuan Agee (12) and E.J. Crawford (10) at Quinnipiac (Feb. 19, 2019)
 Three players had 10 rebounds or more – David Laury (13), Sean Armand (12), Taaj Ridley (11) vs. Marist (Feb. 7, 2013)
 Had 17 or more assists – 17 – Danny Doyle vs. Fairfield (Feb. 19, 1994) (school record)
 Had 16 assists – 16 – Scott Machado vs. Manhattan (Jan. 12, 2012)
 Had 15 assists – 15 – Scott Machado vs. Nevada (Feb. 18, 2012)
 Had 14 assists – 14 – Rickey McGill vs. Canisius (Jan. 8, 2017)
 Had 13 assists – 13 – A.J. English vs. Monmouth (Feb. 14, 2014)
 Had 12 assists – 12 – Rickey McGill vs. Canisius (Jan. 21, 2018)
 Had 11 assists – 11 – Zach Lewis vs. Saint Peter's (Jan. 5, 2018)
 Had 10 assists – 10 – Rickey McGill vs. Marist (Dec. 31, 2016)
 Had back-to-back 10+ assist efforts – Scott Machado (2 gms, Dec. 21-29, 2011)
 Had three straight 10+ assist efforts – Scott Machado (5 gms, Nov. 17-28, 2011)
 Had four straight 10+ assist efforts – Scott Machado (5 gms, Nov. 17-28, 2011)
 Had five straight 10+ assist efforts – Scott Machado (5 gms, Nov. 17-28, 2011)
 Had 10 or more steals – 10 – Ricky Solver vs. Portland State (Nov. 25, 2005)
 Had at least 9 steals – Ricky Rivers vs. Akron (Dec. 4, 1993)
 Had at least 8 steals – Ricky Solver at Rider (Feb. 11, 2006)
 Had at least 7 steals – A.J. English vs. Monmouth (Jan. 15, 2016)
 Had at least 6 steals – Deyshonee Much vs. NJIT (Dec. 14, 2016)
 Had at least 5 steals – Rickey McGill at Niagara (Jan. 11, 2019)
 Had 10 or more blocks – 11 – Nakiea Miller vs. Fairfield (March 5, 2000)
 Had at least 9 blocks – Greg Jenkins vs. Manhattan (Jan. 25, 2004)
 Had at least 8 blocks – Nakiea Miller vs. St. Francis NY (Nov. 28, 2000)
 Had at least 7 blocks – Isaiah Williams at Manhattan (Feb. 28, 2014)
 Had at least 6 blocks – Niksa Nikolic vs. Rider (Jan. 25, 2019)
 Had at least 5 blocks – Taylor Bessick vs. Oregon (Mar. 17, 2017)
 Registered a double-double – Tajuan Agee (27p/12r) and E.J. Crawford (20p/10r) at Quinnipiac (Feb. 19, 2019)
 Registered back-to-back double-doubles – Tajuan Agee (3 gms, Feb. 8-13, 2019)
 Registered three straight double-doubles – Tajuan Agee (3 gms, Feb. 8-13, 2019)
 Registered four straight double-doubles – Jordan Washington (4 gms, Feb. 14-24, 2017)
 Registered five straight double-doubles – David Laury (5 gms, Jan. 20-Feb. 4, 2013)
 Registered six straight double-doubles – Mike Glover (8 gms, Nov. 30-Dec. 29, 2010)
 Registered seven straight double-doubles – Mike Glover (8 gms, Nov. 30-Dec. 29, 2010)
 Registered eight straight double-doubles – Mike Glover (8 gms, Nov. 30-Dec. 29, 2010)
 At least two players registered a double-double – Tajuan Agee (27p/12r) and E.J. Crawford (20p/10r) at Quinnipiac (Feb. 19, 2019)
 Three or more players registered a double-double – Mike Glover (13p/12r), Taaj Ridley (16p/12r), Scott Machado (14p/11a) vs. Purdue (Nov. 17, 2011)

Iona's Triple-Doubles...

Nakiea Miller (14p/10r/11b) vs. Fairfield (Mar. 5, 2000)
 Scott Machado (10p/11r/10a) vs. Marist (Feb. 12, 2012)

2018-19 Iona Game-By Game Team Statistics

Opponent	Date	Score		Total		3-Pointers		Free throws		Rebounds								pts	avg	
				fg-fga	pct	3fg-fga	pct	ft-fta	pct	off	def	tot	avg	pf	a	t/o	blk			stl
ALBANY	11/09/18	72-68	W	25-57	.439	6-25	.240	16-25	.640	10	24	34	34.0	16	16	13	2	12	72	72.0
at New Mexico	11/13/18	83-90	L	24-60	.400	9-26	.346	26-36	.722	11	23	34	34.0	29	15	15	3	12	83	77.5
vs Long Beach State	11/19/18	85-86	L	26-60	.433	10-31	.323	23-28	.821	10	17	27	31.7	21	11	17	2	14	85	80.0
vs Hartford	11/21/18	80-75	W	28-49	.571	9-20	.450	15-24	.625	4	22	26	30.3	20	16	14	1	6	80	80.0
at Providence	11/24/18	79-91	L	29-57	.509	6-20	.300	15-18	.833	7	23	30	30.2	16	15	15	0	6	79	79.8
at Ohio	11/27/18	65-89	L	21-65	.323	9-33	.273	14-24	.583	13	26	39	31.7	21	16	17	2	9	65	77.3
at Va. Commonwealth	12/01/18	59-88	L	19-51	.373	4-19	.211	17-23	.739	9	31	40	32.9	27	7	23	3	3	59	74.7
vs Columbia	12/09/18	71-74	L	25-55	.455	5-18	.278	16-20	.800	9	28	37	33.4	16	14	18	2	8	71	74.2
vs Princeton	12/15/18	81-85	L	30-63	.476	13-29	.448	8-10	.800	8	25	33	33.3	16	14	13	4	3	81	75.0
at Yale	12/22/18	84-99	L	29-70	.414	10-35	.286	16-22	.727	7	23	30	33.0	21	15	7	3	9	84	75.9
HOLY CROSS	12/30/18	71-78	L	28-57	.491	5-18	.278	10-17	.588	10	18	28	32.5	15	8	10	3	4	71	75.5
MONMOUTH	01/03/19	103-84	W	31-53	.585	17-31	.548	24-34	.706	9	32	41	33.2	24	18	13	3	8	103	77.8
FAIRFIELD	01/05/19	94-87	W	31-64	.484	10-24	.417	22-29	.759	11	26	37	33.5	16	17	11	0	11	94	79.0
at Niagara	01/11/19	90-95	L	35-67	.522	9-22	.409	11-17	.647	3	26	29	33.2	18	14	8	2	12	90	79.8
at Canisius	01/13/19	88-70	W	30-56	.536	14-26	.538	14-15	.933	6	34	40	33.7	22	17	17	2	2	88	80.3
MARIST	01/18/19	90-77	W	27-56	.482	12-31	.387	24-26	.923	10	24	34	33.7	18	14	9	3	4	90	80.9
at Monmouth	01/20/19	81-83	L	23-56	.411	11-33	.333	24-29	.828	8	22	30	33.5	27	16	13	1	7	81	80.9
RIDER	01/25/19	77-71	W	31-64	.484	4-21	.190	11-17	.647	9	33	42	33.9	17	14	15	6	5	77	80.7
at Fairfield	01/27/19	68-80	L	24-49	.490	3-14	.214	17-27	.630	7	24	31	33.8	23	6	19	3	4	68	80.1
at Marist	01/31/19	74-78	L	24-59	.407	11-29	.379	15-18	.833	12	23	35	33.8	16	12	14	6	5	74	79.8
SIENA	02/02/19	54-56	L	18-50	.360	6-27	.222	12-19	.632	10	22	32	33.8	9	10	8	3	3	54	78.5
QUINNIPIAC	02/08/19	65-66	L	27-67	.403	5-25	.200	6-8	.750	9	23	32	33.7	11	12	4	6	7	65	77.9
NIAGARA	02/10/19	79-76	W	28-60	.467	8-25	.320	15-20	.750	8	26	34	33.7	14	14	10	4	6	79	78.0
at Siena	02/13/19	57-52	W	21-52	.404	7-19	.368	8-11	.727	10	28	38	33.9	9	9	15	1	8	57	77.1
SAINT PETER'S	02/15/19	62-46	W	23-60	.383	9-24	.375	7-8	.875	13	28	41	34.2	11	16	9	6	8	62	76.5
at Quinnipiac	02/19/19	81-77	W	27-60	.450	8-28	.286	19-26	.731	8	37	45	34.6	18	15	9	2	3	81	76.7
at Manhattan	02/22/19	66-52	W	21-54	.389	13-32	.406	11-16	.688	12	28	40	34.8	12	10	13	1	8	66	76.3
Iona College		2059		705-1571	.449	233-685	.340	416-567	.734	243	696	939	34.8	483	361	349	74	187	2059	76.3
Opponents		2073		729-1650	.442	267-717	.372	348-503	.692	303	702	1005	37.2	504	411	363	100	151	2073	76.8

Games played: 27

Points/game: 76.3

FG Pct: 44.9

3FG Pct: 34.0

FT Pct: 73.4

Rebounds/game: 34.8

Assists/game: 13.4

Turnovers/game: 12.9

Assist/turnover ratio: 1.0

Steals/game: 6.9

Blocks/game: 2.7

2018-19 Opponent Game-By Game Team Statistics

Opponent	Date	Score		Total		3-Pointers		Free throws		Rebounds								pts	avg	
				fg-fga	pct	3fg-fga	pct	ft-fta	pct	off	def	tot	avg	pf	a	t/o	blk			stl
ALBANY	11/09/18	72-68	W	21-58	.362	11-24	.458	15-16	.938	13	26	39	39.0	20	10	22	0	0	68	68.0
at New Mexico	11/13/18	83-90	L	27-53	.509	12-30	.400	24-38	.632	9	32	41	40.0	22	19	20	5	7	90	79.0
vs Long Beach State	11/19/18	85-86	L	30-54	.556	10-17	.588	16-20	.800	9	27	36	38.7	25	13	25	2	6	86	81.3
vs Hartford	11/21/18	80-75	W	27-57	.474	5-19	.263	16-21	.762	9	21	30	36.5	19	12	13	0	6	75	79.8
at Providence	11/24/18	79-91	L	33-67	.493	9-22	.409	16-20	.800	14	21	35	36.2	17	17	12	5	6	91	82.0
at Ohio	11/27/18	65-89	L	35-73	.479	7-22	.318	12-18	.667	16	37	53	39.0	20	23	15	4	6	89	83.2
at Va. Commonwealth	12/01/18	59-88	L	28-66	.424	11-30	.367	21-36	.583	17	27	44	39.7	23	16	8	7	14	88	83.9
vs Columbia	12/09/18	71-74	L	26-63	.413	10-29	.345	12-13	.923	9	23	32	38.8	16	19	12	3	7	74	82.6
vs Princeton	12/15/18	81-85	L	30-64	.469	13-34	.382	12-14	.857	10	26	36	38.4	15	19	11	2	8	85	82.9
at Yale	12/22/18	84-99	L	38-72	.528	10-28	.357	13-23	.565	17	36	53	39.9	16	30	13	4	2	99	84.5
HOLY CROSS	12/30/18	71-78	L	29-54	.537	10-24	.417	10-13	.769	10	23	33	39.3	17	18	14	6	5	78	83.9
MONMOUTH	01/03/19	103-84	W	28-59	.475	10-22	.455	18-32	.563	8	22	30	38.5	25	12	10	5	4	84	83.9
FAIRFIELD	01/05/19	94-87	W	31-64	.484	16-33	.485	9-11	.818	9	27	36	38.3	25	21	18	3	6	87	84.2
at Niagara	01/11/19	90-95	L	36-77	.468	13-32	.406	10-13	.769	18	33	51	39.2	17	18	14	3	3	95	84.9
at Canisius	01/13/19	88-70	W	24-63	.381	6-31	.194	16-22	.727	9	20	29	38.5	18	15	10	1	7	70	83.9
MARIST	01/18/19	90-77	W	25-58	.431	14-32	.438	13-16	.813	10	20	30	38.0	24	15	14	2	2	77	83.5
at Monmouth	01/20/19	81-83	L	26-60	.433	5-18	.278	26-39	.667	15	24	39	38.1	24	17	11	4	5	83	83.5
RIDER	01/25/19	77-71	W	25-67	.373	9-27	.333	12-21	.571	14	27	41	38.2	15	15	11	7	8	71	82.8
at Fairfield	01/27/19	68-80	L	27-59	.458	6-19	.316	20-25	.800	10	23	33	37.9	23	12	11	2	8	80	82.6
at Marist	01/31/19	74-78	L	25-58	.431	11-24	.458	17-22	.773	12	23	35	37.8	20	14	16	5	6	78	82.4
SIENA	02/02/19	54-56	L	21-51	.412	7-22	.318	7-10	.700	8	26	34	37.6	15	7	10	1	4	56	81.1
QUINNIPIAC	02/08/19	65-66	L	26-59	.441	6-23	.261	8-10	.800	10	33	43	37.9	10	12	12	3	2	66	80.5
NIAGARA	02/10/19	79-76	W	26-58	.448	15-28	.536	9-12	.750	7	26	33	37.7	19	12	17	3	5	76	80.3
at Siena	02/13/19	57-52	W	21-56	.375	7-26	.269	3-5	.600	8	23	31	37.4	10	11	11	6	11	52	79.1
SAINT PETER'S	02/15/19	62-46	W	18-53	.340	8-20	.400	2-7	.286	9	25	34	37.2	10	9	13	10	2	46	77.8
at Quinnipiac	02/19/19	81-77	W	26-71	.366	17-49	.347	8-17	.471	11	28	39	37.3	21	13	6	1	4	77	77.7
at Manhattan	02/22/19	66-52	W	20-56	.357	9-32	.281	3-9	.333	12	23	35	37.2	18	12	14	6	7	52	76.8
Opponents		2073		729-1650	.442	267-717	.372	348-503	.692	303	702	1005	37.2	504	411	363	100	151	2073	76.8
Iona College		2059		705-1571	.449	233-685	.340	416-567	.734	243	696	939	34.8	483	361	349	74	187	2059	76.3

Games played: 27

Points/game: 76.8

FG Pct: 44.2

3FG Pct: 37.2

FT Pct: 69.2

Rebounds/game: 37.2

Assists/game: 15.2

Turnovers/game: 13.4

Assist/turnover ratio: 1.1

Steals/game: 5.6

Blocks/game: 3.7

2018-19 Iona College Game By Game Comparison

Opponent	1st	2nd	Score	Mar	Total FG	FG Pct	3-Pointers	3FG Pct	Free Throws	FT Pct	Rebounds	Assist	T/Over	Block	Steal	Fouls
ALBANY	26/30	46/38	72-68	+4	25-57/21-58	.439/.362	6-25/11-24	.240/.458	16-25/15-16	.640/.938	34/39	16/10	13/22	2/0	12/0	16/20
New Mexico	39/39	44/51	83-90	(7)	24-60/27-53	.400/.509	9-26/12-30	.346/.400	26-36/24-38	.722/.632	34/41	15/19	15/20	3/5	12/7	29/22
Long Beach State	40/41	45/45	85-86	(1)	26-60/30-54	.433/.556	10-31/10-17	.323/.588	23-28/16-20	.821/.800	27/36	11/13	17/25	2/2	14/6	21/25
Hartford	38/33	42/42	80-75	+5	28-49/27-57	.571/.474	9-20/5-19	.450/.263	15-24/16-21	.625/.762	26/30	16/12	14/13	1/0	6/6	20/19
Providence	32/48	47/43	79-91	(12)	29-57/33-67	.509/.493	6-20/9-22	.300/.409	15-18/16-20	.833/.800	30/35	15/17	15/12	0/5	6/6	16/17
Ohio	37/43	28/46	65-89	(24)	21-65/35-73	.323/.479	9-33/7-22	.273/.318	14-24/12-18	.583/.667	39/53	16/23	17/15	2/4	9/6	21/20
Va. Commonwealth	27/46	32/42	59-88	(29)	19-51/28-66	.373/.424	4-19/11-30	.211/.367	17-23/21-36	.739/.583	40/44	7/16	23/8	3/7	3/14	27/23
Columbia	30/32	41/42	71-74	(3)	25-55/26-63	.455/.413	5-18/10-29	.278/.345	16-20/12-13	.800/.923	37/32	14/19	18/12	2/3	8/7	16/16
Princeton	31/30	50/55	81-85	(4)	30-63/30-64	.476/.469	13-29/13-34	.448/.382	8-10/12-14	.800/.857	33/36	14/19	13/11	4/2	3/8	16/15
Yale	31/48	53/51	84-99	(15)	29-70/38-72	.414/.528	10-35/10-28	.286/.357	16-22/13-23	.727/.565	30/53	15/30	7/13	3/4	9/2	21/16
HOLY CROSS	33/40	38/38	71-78	(7)	28-57/29-54	.491/.537	5-18/10-24	.278/.417	10-17/10-13	.588/.769	28/33	8/18	10/14	3/6	4/5	15/17
MONMOUTH	52/40	51/44	103-84	+19	31-53/28-59	.585/.475	17-31/10-22	.548/.455	24-34/18-32	.706/.563	41/30	18/12	13/10	3/5	8/4	24/25
FAIRFIELD	39/51	55/36	94-87	+7	31-64/31-64	.484/.484	10-24/16-33	.417/.485	22-29/9-11	.759/.818	37/36	17/21	11/18	0/3	11/6	16/25
Niagara	38/45	52/50	90-95	(5)	35-67/36-77	.522/.468	9-22/13-32	.409/.406	11-17/10-13	.647/.769	29/51	14/18	8/14	2/3	12/3	18/17
Canisius	42/23	46/47	88-70	+18	30-56/24-63	.536/.381	14-26/6-31	.538/.194	14-15/16-22	.933/.727	40/29	17/15	17/10	2/1	2/7	22/18
MARIST	40/39	50/38	90-77	+13	27-56/25-58	.482/.431	12-31/14-32	.387/.438	24-26/13-16	.923/.813	34/30	14/15	9/14	3/2	4/2	18/24
Monmouth	33/35	48/48	81-83	(2)	23-56/26-60	.411/.433	11-33/5-18	.333/.278	24-29/26-39	.828/.667	30/39	16/17	13/11	1/4	7/5	27/24
RIDER	41/29	36/42	77-71	+6	31-64/25-67	.484/.373	4-21/9-27	.190/.333	11-17/12-21	.647/.571	42/41	14/15	15/11	6/7	5/8	17/15
Fairfield	25/42	43/38	68-80	(12)	24-49/27-59	.490/.458	3-14/6-19	.214/.316	17-27/20-25	.630/.800	31/33	6/12	19/11	3/2	4/8	23/23
Marist	34/47	40/31	74-78	(4)	24-59/25-58	.407/.431	11-29/11-24	.379/.458	15-18/17-22	.833/.773	35/35	12/14	14/16	6/5	5/6	16/20
SIENA	26/27	28/29	54-56	(2)	18-50/21-51	.360/.412	6-27/7-22	.222/.318	12-19/7-10	.632/.700	32/34	10/7	8/10	3/1	3/4	9/15
QUINNIPIAC	29/38	38/28	65-66	(1)	27-67/26-59	.403/.441	5-25/6-23	.200/.261	6-8/8-10	.750/.800	32/43	12/12	4/12	6/3	7/2	11/10
NIAGARA	35/42	44/34	79-76	+3	28-60/26-58	.467/.448	8-25/15-28	.320/.536	15-20/9-12	.750/.750	34/33	14/12	10/17	4/3	6/5	14/19
Sienna	26/30	31/22	57-52	+5	21-52/21-56	.404/.375	7-19/7-26	.368/.269	8-11/3-5	.727/.600	38/31	9/11	15/11	1/6	8/11	9/10
SAINT PETER'S	27/22	35/24	62-46	+16	23-60/18-53	.383/.340	9-24/8-20	.375/.400	7-8/2-7	.875/.286	41/34	16/9	9/13	6/10	8/2	11/10
Quinnipiac	36/39	45/38	81-77	+4	27-60/26-71	.450/.366	8-28/17-49	.286/.347	19-26/8-17	.731/.471	45/39	15/13	9/6	2/1	3/4	18/21
Manhattan	26/28	40/24	66-52	+14	21-54/20-56	.389/.357	13-32/9-32	.406/.281	11-16/3-9	.688/.333	40/35	10/12	13/14	1/6	8/7	12/18

Note: Game totals are displayed in the format TEAM/OPPONENT for each category

2018-19 Iona College Points-Rebounds-Assists

Opponent	Date	Score		00	01	02	03	05	10	12
				MCGILL, RIC	STILL, ISAI	CRAWFORD, E	GIST, ASANT	PEREZ, BEN	RISTANOVIC	AGEE, TAJUA
ALBANY	11/09/18	72-68	w	12-2-9	9-8-2	14-5-0	3-1-2	10-3-0	6-3-1	10-6-1
at New Mexico	11/13/18	83-90	L	11-4-8	15-8-1	16-3-1	19-3-3	12-0-1	0-2-0	2-4-0
vs Long Beach State	11/19/18	85-86	L	15-4-4	16-3-3	15-4-0	17-0-0	1-1-3	4-4-1	5-2-0
vs Hartford	11/21/18	80-75	w	12-3-5	8-1-2	19-3-5	9-3-2	3-1-0	9-2-1	12-9-0
at Providence	11/24/18	79-91	L	14-4-8	1-1-0	21-5-1	20-5-1	0-0-0	0-1-0	9-6-3
at Ohio	11/27/18	65-89	L	16-6-5	4-2-1	4-9-2	5-3-4	DNP	6-1-0	23-8-1
at Va. Commonwealth	12/01/18	59-88	L	16-5-3	7-8-1	16-8-0	0-0-2	DNP	0-0-0	9-5-0
vs Columbia	12/09/18	71-74	L	9-5-5	14-6-3	17-7-3	11-5-1	DNP	0-0-0	16-11-0
vs Princeton	12/15/18	81-85	L	12-6-6	9-2-3	21-3-1	0-3-0	13-7-0	11-2-1	15-2-2
at Yale	12/22/18	84-99	L	13-4-3	0-0-0	23-3-1	20-3-4	7-1-1	6-8-2	13-5-1
HOLY CROSS	12/30/18	71-78	L	16-4-5	8-2-1	11-4-1	12-4-1	3-0-0	3-1-0	18-12-0
MONMOUTH	01/03/19	103-84	w	29-2-3	DNP	20-5-5	3-0-1	19-3-2	12-6-2	4-10-2
FAIRFIELD	01/05/19	94-87	w	15-6-9	DNP	22-6-1	21-2-3	8-5-2	5-3-0	23-10-2
at Niagara	01/11/19	90-95	L	22-4-3	4-1-1	23-6-2	9-2-6	8-2-1	DNP	22-11-1
at Canisius	01/13/19	88-70	w	20-3-2	DNP	20-4-2	18-1-2	17-11-4	DNP	8-6-2
MARIST	01/18/19	90-77	w	16-5-7	DNP	14-7-5	21-3-1	12-2-1	0-1-0	10-7-0
at Monmouth	01/20/19	81-83	L	18-3-5	DNP	7-5-1	21-2-4	13-4-2	0-1-0	20-10-3
RIDER	01/25/19	77-71	w	19-9-7	DNP	20-2-2	20-2-3	DNP	2-8-1	16-8-0
at Fairfield	01/27/19	68-80	L	18-4-2	DNP	28-5-3	13-4-0	DNP	0-4-0	3-4-0
at Marist	01/31/19	74-78	L	14-8-7	DNP	22-8-2	14-2-1	9-4-1	5-3-0	10-5-0
SIENA	02/02/19	54-56	L	6-5-6	DNP	19-4-1	0-0-0	17-4-0	0-8-2	3-8-1
QUINNIPIAC	02/08/19	65-66	L	12-5-4	2-0-0	22-5-2	10-3-2	2-0-2	0-1-0	17-12-2
NIAGARA	02/10/19	79-76	w	18-3-8	DNP	21-4-3	19-2-2	11-7-0	DNP	10-10-1
at Siena	02/13/19	57-52	w	7-6-3	DNP	9-6-2	7-1-1	9-7-1	DNP	25-13-1
SAINT PETER'S	02/15/19	62-46	w	13-5-7	DNP	17-1-1	17-4-3	3-6-1	0-1-0	6-13-3
at Quinnipiac	02/19/19	81-77	w	21-3-3	DNP	20-10-2	5-4-4	6-4-1	0-4-0	27-12-3
at Manhattan	02/22/19	66-52	w	13-2-4	DNP	16-3-0	6-5-3	13-8-1	9-6-0	9-8-1

Opponent	Date	Score		13	24	32	44
				MAXWELL, JA	RHEM, MALIK	HUDSON, PAY	NIKOLIC, NI
ALBANY	11/09/18	72-68	w	0-1-0	DNP	DNP	8-0-1
at New Mexico	11/13/18	83-90	L	6-1-1	DNP	0-0-0	2-3-0
vs Long Beach State	11/19/18	85-86	L	9-4-0	DNP	0-0-0	3-3-0
vs Hartford	11/21/18	80-75	w	3-2-1	DNP	DNP	5-1-0
at Providence	11/24/18	79-91	L	0-0-0	DNP	DNP	14-8-2
at Ohio	11/27/18	65-89	L	5-4-2	DNP	0-1-1	2-1-0
at Va. Commonwealth	12/01/18	59-88	L	3-0-0	DNP	0-0-0	8-6-1
vs Columbia	12/09/18	71-74	L	4-1-2	DNP	0-0-0	0-0-0
vs Princeton	12/15/18	81-85	L	0-3-1	DNP	0-0-0	0-1-0
at Yale	12/22/18	84-99	L	1-1-0	DNP	0-0-3	1-4-0
HOLY CROSS	12/30/18	71-78	L	0-0-0	DNP	DNP	DNP
MONMOUTH	01/03/19	103-84	w	16-7-3	0-0-0	0-1-0	0-0-0
FAIRFIELD	01/05/19	94-87	w	0-2-0	DNP	DNP	DNP
at Niagara	01/11/19	90-95	L	0-2-0	DNP	DNP	2-1-0
at Canisius	01/13/19	88-70	w	5-3-1	DNP	0-1-0	0-6-4
MARIST	01/18/19	90-77	w	13-2-0	0-0-0	0-0-0	4-4-0
at Monmouth	01/20/19	81-83	L	0-3-1	DNP	DNP	2-1-0
RIDER	01/25/19	77-71	w	0-1-1	DNP	DNP	0-4-0
at Fairfield	01/27/19	68-80	L	4-5-0	DNP	0-0-1	2-1-0
at Marist	01/31/19	74-78	L	0-2-0	DNP	0-1-1	DNP
SIENA	02/02/19	54-56	L	DNP	DNP	5-1-0	4-1-0
QUINNIPIAC	02/08/19	65-66	L	DNP	DNP	0-0-0	0-2-0
NIAGARA	02/10/19	79-76	w	0-1-0	DNP	0-3-0	0-2-0
at Siena	02/13/19	57-52	w	0-1-0	DNP	0-0-1	0-0-0
SAINT PETER'S	02/15/19	62-46	w	0-3-0	0-0-0	0-0-1	6-3-0
at Quinnipiac	02/19/19	81-77	w	0-0-0	DNP	0-0-1	2-4-1
at Manhattan	02/22/19	66-52	w	0-1-1	DNP	DNP	DNP

2018-19 Canisius Golden Griffins Roster and Statistics

Roster

No.	Name	Cl.	Pos.	Ht.	Wt.	Hometown / High School
1	Malik Johnson	Jr.	G	5-10	155	Richmond, VA / Blue Ridge School
3	Jordan Henderson	Fr.	G	6-4	180	Cincinnati, OH / Walnut Hills Indiana Elite Prep
4	Jalanni White	So.	F	6-7	185	New Haven, CT / Notre Dame-West Haven
5	Sam Rautins	Fr.	G	6-3	185	Syracuse, NY / Athlete Institute Prep
10	Jonathan Sanks	Sr.	G	6-4	205	Warner Robins, GA / Berkmar Spartanburg Methodist
11	Marcale Lotts	Sr.	F	6-8	230	New Orleans, LA / Akins Jacksonville Coll. (TX)
13	Isaiah Reese	Jr.	G	6-5	185	Miami, FL / DME Acad.
15	Takal Molson	So.	G	6-5	205	Buffalo, NY / TAAG Acad.
20	Gianni Ford	Jr.	G	6-2	175	Brooklyn, NY / Boys And Girls / Blinn College
21	Scott Hitchon	So.	F	6-8	215	Whitby, Ontario / Thornlea Secondary
22	Jibreel Faulkner	Sr.	F	6-8	200	Washington, DC / Theodore Roosevelt / San Jacinto JC
23	Dantai St. Louis	Jr.	F	6-8	235	Brampton, Ontario / Orangeville Prep
24	Ivan Hadžic	Fr.	C	6-9	240	Šabac, Serbia / Southwest Christian (AR)
25	Shaquille Evans	Sr.	G	6-5	218	Nassau, Bahamas / Faith Baptist Christian (GA) / Metro State

Head Coach: Reggie Witherspoon (Empire State '85), third season
Assistant Coach: Chris Hawkins (Radford '82)
Assistant Coach: Eddie Shannon (Florida '99)
Assistant Coach: Thurman Schaeztle (Mercyhurst '11)
Director of Operations: Jake Kroll (Buffalo '15)

Statistics

RECORD:	OVERALL	HOME	AWAY	NEUTRAL
ALL GAMES	13-14	4-7	9-4	0-3
CONFERENCE	10-5	3-4	7-1	0-0
NON-CONFERENCE	3-9	1-3	2-3	0-3

##	Player	gp-gs	min	Total			3-Point		F-Throw		Rebounds			pf	dq	a	to	blk	stl	pts	avg	
				fg-fga	fg%	3fg-3fga	3fg%	ft-fta	ft%	off	def	tot	avg									
15	Molson, Takal	27-27	860	31.9	140-336	.417	46-172	.267	119-157	.758	46	90	136	5.0	67	1	53	72	7	36	445	16.5
13	Reese, Isaiah	20-19	641	32.0	89-232	.384	35-115	.304	23-34	.676	15	102	117	5.9	45	2	88	53	8	33	236	11.8
01	Johnson, Malik	27-27	955	35.4	80-218	.367	29-96	.302	61-85	.718	14	97	111	4.1	64	1	123	66	3	52	250	9.3
21	Hitchon, Scott	27-27	626	23.2	87-172	.506	21-45	.467	45-63	.714	25	50	75	2.8	67	0	39	42	19	11	240	8.9
22	Faulkner, Jibreel	27-0	499	18.5	77-162	.475	29-72	.403	17-24	.708	26	45	71	2.6	34	0	19	21	5	13	200	7.4
10	Sanks, Jonathan	27-7	555	20.6	64-162	.395	41-120	.342	19-31	.613	7	57	64	2.4	66	1	27	25	3	10	188	7.0
04	White, Jalanni	27-27	461	17.1	56-122	.459	1-10	.100	20-36	.556	28	44	72	2.7	62	2	18	23	24	10	133	4.9
03	Henderson, Jordan	26-1	355	13.7	33-64	.516	16-35	.457	14-19	.737	12	21	33	1.3	44	1	22	18	6	12	96	3.7
23	St. Louis, Dantai	26-0	280	10.8	25-48	.521	0-0	.000	20-33	.606	18	33	51	2.0	52	1	1	15	9	4	70	2.7
55	x-Johnson-Alls, Kejuan	7-0	94	13.4	3-13	.231	2-7	.286	4-8	.500	2	15	17	2.4	14	0	0	7	4	3	12	1.7
11	Lotts, Marcale	14-0	105	7.5	9-17	.529	0-0	.000	2-6	.333	13	11	24	1.7	20	0	2	11	2	1	20	1.4
24	Hadzic, Ivan	1-0	6	6.0	0-1	.000	0-1	.000	0-0	.000	0	0	0	0.0	0	0	0	0	0	0	0	0.0
05	Rautins, Sam	6-0	13	2.2	0-0	.000	0-0	.000	0-0	.000	0	2	2	0.3	1	0	0	0	0	0	0	0.0
Team											53	44	97				13					
Total.....		27	5450		663-1547	.429	220-673	.327	344-496	.694	259	611	870	32.2	536	9	392	366	90	185	1890	70.0
Opponents.....		27	5450		709-1507	.470	201-566	.355	384-551	.697	281	695	976	36.1	487	16	350	401	81	150	2003	74.2

2018-19 Iona College Extended Box Score

RECORD:	OVERALL	HOME	AWAY	NEUTRAL
ALL GAMES	12-15	7-3	4-9	1-3
CONFERENCE	10-6	6-2	4-4	0-0
NON-CONFERENCE	2-9	1-1	0-5	1-3

#	Player	Total		3-Point		F-Throw		Rebounds		pts	avg																
		gp-gs	min	avg	fg-fga	fg%	3fg-fga	3fg%	ft-fa			ft%	off	def	tot	avg											
02	Crawford, E.J.	27-27	950	35.2	171-335	.510	45-114	.395	90-108	.833	32	103	135	5.0	64	1	49	1.81	51	1.89	0.96	5	0.19	21	0.78	477	17.7
00	McGill, Rickey	27-27	1005	37.2	137-294	.466	28-93	.301	105-141	.745	24	96	120	4.4	72	3	141	5.22	82	3.04	1.72	7	0.26	61	2.26	407	15.1
12	Agee, Tajuan	27-22	733	27.1	116-266	.436	27-82	.329	86-121	.711	49	168	217	8.0	99	9	30	1.11	65	2.41	0.46	19	0.70	27	1.00	345	12.8
03	Gist, Asante	27-15	770	28.5	105-262	.401	51-152	.336	59-80	.738	12	55	67	2.5	53	1	56	2.07	43	1.59	1.30	0	0.00	18	0.67	320	11.9
05	Perez, Ben	22-16	611	27.8	64-143	.448	44-108	.407	24-29	.828	18	62	80	3.6	36	1	24	1.09	14	0.64	1.71	2	0.09	19	0.86	196	8.9
01	Stili, Isatah	13-9	319	24.5	30-80	.375	9-36	.250	28-48	.583	8	34	42	3.2	29	0	18	1.38	25	1.92	0.72	5	0.38	13	1.00	97	7.5
10	Ristanovic, Andrija	23-8	321	14.0	25-65	.385	17-49	.347	11-14	.786	10	60	70	3.0	35	0	11	0.48	16	0.70	0.69	12	0.52	6	0.26	78	3.4
44	Nikolic, Niksa	23-10	292	12.7	29-48	.604	0-0	.000	7-16	.438	32	24	56	2.4	42	2	9	0.39	25	1.09	0.36	20	0.87	7	0.30	65	2.8
13	Maxwell, Jahnathan	25-1	266	10.6	26-67	.388	11-44	.250	6-10	.600	13	37	50	2.0	42	1	14	0.56	16	0.64	0.88	4	0.16	10	0.40	69	2.8
32	Hudson, Payton	18-0	131	7.3	2-9	.222	1-7	.143	0-0	.000	3	5	8	0.4	11	0	9	0.50	2	0.11	4.50	0	0.00	5	0.28	5	0.3
24	Rhem, Malik	3-0	3	1.0	0-2	.000	0-0	.000	0-0	.000	0	0	0	0.0	0	0	0	0.00	0	0.00	0.00	0	0.00	0	0.00	0	0.0
Total.....		27	5401		705-1571	.449	233-685	.340	416-567	.734	243	696	939	34.8	483	18	361	13.37	349	12.93	1.03	74	2.74	187	6.93	2059	76.3
Opponents.....		27	5402		729-1650	.442	267-717	.372	348-503	.692	303	702	1005	37.2	504	11	411	15.22	363	13.44	1.13	100	3.70	151	5.59	2073	76.8

Score by Periods	1st	2nd	Totals
Iona College	913	1146	2059
Opponents	1007	1066	2073

2018-19 Iona College MAAC Statistics

RECORD:	OVERALL	HOME	AWAY	NEUTRAL
ALL GAMES	10-6	6-2	4-4	0-0
CONFERENCE	10-6	6-2	4-4	0-0
NON-CONFERENCE	0-0	0-0	0-0	0-0

##	Player	gp-gs	min	avg	Total		3-Point		F-Throw		Rebounds					pts	avg					
					fg-fga	fg%	3fg-fga	3fg%	ft-fa	ft%	off	def	tot	avg	pf			dq	a	to	blk	stl
02	Crawford, E.J.	16-16	585	36.6	111-207	.536	30-73	.411	48-55	.873	17	64	81	5.1	40	1	34	29	4	13	300	18.8
00	McGill, Rickey	16-16	603	37.7	90-188	.479	20-58	.345	61-84	.726	18	55	73	4.6	39	2	80	51	5	37	261	16.3
12	Agee, Tajuan	16-15	475	29.7	70-175	.400	15-54	.278	58-80	.725	36	111	147	9.2	56	4	22	38	15	15	213	13.3
03	Gist, Asante	16-6	469	29.3	67-163	.411	36-97	.371	34-47	.723	4	33	37	2.3	26	0	36	23	0	6	204	12.8
05	Perez, Ben	14-14	440	31.4	46-92	.500	32-71	.451	23-27	.852	13	54	67	4.8	25	1	19	11	2	18	147	10.5
01	Still, Isaiah	2-0	25	12.5	2-7	.286	0-1	.000	2-6	.333	0	1	1	0.5	3	0	1	1	0	2	6	3.0
10	Ristanovic, Andrija	12-6	194	16.2	10-32	.313	5-23	.217	8-11	.727	7	39	46	3.8	25	0	5	8	5	1	33	2.8
13	Maxwell, Jahnathan	14-1	147	10.5	13-39	.333	8-29	.276	4-6	.667	7	26	33	2.4	19	0	7	8	2	3	38	2.7
44	Nikolic, Niksa	13-6	161	12.4	10-16	.625	0-0	.000	2-4	.500	14	15	29	2.2	24	1	5	11	16	4	22	1.7
32	Hudson, Payton	11-0	98	8.9	2-6	.333	1-5	.200	0-0	.000	3	4	7	0.6	8	0	5	1	0	2	5	0.5
24	Rhem, Malik	3-0	3	1.0	0-2	.000	0-0	.000	0-0	.000	0	0	0	0.0	0	0	0	0	0	0	0	0.0
Team											26	34	60				6					
Total.....		16	3200		421-927	.454	147-411	.358	240-320	.750	145	436	581	36.3	265	9	214	187	49	101	1229	76.8
Opponents.....		16	3200		405-969	.418	159-438	.363	181-271	.668	170	403	573	35.8	294	7	215	198	62	84	1150	71.9

TEAM STATISTICS	ION	OPP	Date	Opponent	Score	Att.
SCORING	1229	1150	* 01/03/19	MONMOUTH	w 103-84	1057
Points per game	76.8	71.9	* 01/05/19	FAIRFIELD	w 94-87	1168
Scoring margin	+4.9	-	* 01/11/19	at Niagara	L 90-95	896
FIELD GOALS-ATT	421-927	405-969	* 01/13/19	at Canisius	w 88-70	1086
Field goal pct	.454	.418	* 01/18/19	MARIST	w 90-77	1372
3 POINT FG-ATT	147-411	159-438	* 01/20/19	at Monmouth	L 81-83	1739
3-point FG pct	.358	.363	* 01/25/19	RIDER	w 77-71	1652
3-pt FG made per game	9.2	9.9	* 01/27/19	at Fairfield	L 68-80	2479
FREE THROWS-ATT	240-320	181-271	* 01/31/19	at Marist	L 74-78	1093
Free throw pct	.750	.668	* 02/02/19	SIENA	L 54-56	1537
F-Throws made per game	15.0	11.3	* 02/08/19	QUINNIPIAC	L 65-66	1532
REBOUNDS	581	573	* 02/10/19	NIAGARA	w 79-76	1807
Rebounds per game	36.3	35.8	* 02/13/19	at Siena	w 57-52	5560
Rebounding margin	+0.5	-	* 02/15/19	SAINT PETER'S	w 62-46	1429
ASSISTS	214	215	* 02/19/19	at Quinnipiac	w 81-77	1585
Assists per game	13.4	13.4	* 02/22/19	at Manhattan	w 66-52	1879
TURNOVERS	187	198	* 02/24/19	CANISIUS	1:00 pm	
Turnovers per game	11.7	12.4	* 03/01/19	at Rider	7:00 pm	
Turnover margin	+0.7	-				
Assist/turnover ratio	1.1	1.1				
STEALS	101	84				
Steals per game	6.3	5.3				
BLOCKS	49	62				
Blocks per game	3.1	3.9				
ATTENDANCE	11554	16317				
Home games-Avg/Game	8-1444	8-2040				
Neutral site-Avg/Game	-	0-0				

* = MAAC game
 ! = MGM Resorts Main Event - Las Vegas, NV
 @ = MSG Holiday Festival - New York, NY
 # = Boardwalk Classic - Atlantic City, NJ

Score by Periods	1st	2nd	Totals
Iona College	549	680	1229
Opponents	577	573	1150

Gaels By The Numbers...

122

MAAC wins for head coach Tim Cluess, third most in league history (behind Joe Mihalich and Jimmy Patsos)

292

Career NCAA wins for head coach Tim Cluess in 11+ seasons at D-I & D-II level an average of 23.4 wins per season

11

MAAC Championships won by Iona men's basketball, most in league history. Four won by head coach Tim Cluess.

10

Games with 10 or more three-point field goals in 2018-19 (14, in 2017-18, 20 in 2016-17)

98-26

Record when hitting 10 or more three-pointers (5-5 in 2018-19; 10-4 in 2017-18; 18-2 in 2016-17)

96-81

Record when hitting less than 10 three-pointers (3-10 in 2018-19; 10-10 in 2017-18; 4-11 in 2016-17)

76.8

No. 2 in MAAC points per game for Iona in 2018-19 regular season play

28.6%

% of MAAC games decided by 4 points or less in 18-19. (No. 5 in Division I)

9.2

3-point field goals per game in MAAC games in 2018-19 No. 2 in the MAAC (Quinnipiac, 1st, 11.9/g)

67-7

When holding opponents under 40% shooting all-time under Cluess

89-13

When holding opponents 70 or less points under Cluess).

8-6

When shooting 45.0% or higher in a game in 2018-19 (12-7 in 2017-18; 17-3 in 2016-17)

.734

MAAC No.2 free throw percentage (led league in 2016-17, 77.0% and 2018-19 73.8%)

11-1

Iona's record under head coach Tim Cluess in the MAAC Championship at the Times Union Center (16-4 overall at TUC).

2

Number of MAAC regular season series lost by Iona under Tim Cluess. Gaels lost just second series to Canisius on Jan. 21, 2018.

13-7

Tim Cluess record vs. Canisius 3-3 vs. Reggie Witherspoon (2-3 vs. Canisius, 1-0 vs. Buffalo)

29











20+ point efforts by Iona players this season No. 1 in the MAAC (Quinnipiac, 25) **Tied for 8th most in NCAA D-I**


10-6

10th straight seasons with 10 or more MAAC wins.

0	RICKEY MCGILL *PRESEASON ALL-MAAC FIRST TEAM* • #8 in MAAC in scoring, #2 in assists, #1 steals (2.3/g) • Season best 29 points, incl. 21 in 2H vs. Monmouth • Named MAAC Player of the Week for first time on Jan. 7 • One of 14 players all-time w/ three MAAC tournament championships	SENIOR • GUARD • 6-1 • 175 • SPRING VALLEY, NY					
		PPG	RPG	APG	FG%	3FG%	FT%
		15.1	4.4	5.2	46.6	30.1	74.5
40 PTS at RID (2/25/18)		CAREER HIGHS 12 REB vs. FDU (12/2/17)	14 AST vs. CAN (1/7/17)	LAST GAME 13 pts, 2 reb, 4 ast, 5-13 FG, 3 3FG Win, at Manhattan (Feb. 22)			
1	ISAIAH STILL • Has missed 14 of previous 16 games (injuries) • Scored 16 points in 32 min vs. Long Beach State; made 8-of-8 FTA • Had 14 points against Columbia at MSG; first 10+ point game since LBSU	JUNIOR • GUARD/FORWARD • 6-6 • 190 • RAHWAY, NJ					
		PPG	RPG	APG	FG%	3FG%	FT%
		7.5	3.2	1.4	37.5	25.0	58.3
28 PTS vs. SHU (2/5/17)		CAREER HIGHS 11 REB vs. LIU (3/1/17)	6 AST vs. SFU (1/12/17)	LAST GAME DNP Win, at Manhattan (Feb. 22)			
2	E.J. CRAWFORD *PRESEASON ALL-MAAC THIRD TEAM* • Scored 1,000th career point at Canisius; 41st player at Iona to reach mark • Team scoring leader; has double-digit points in all but three games this season • 20+ points in 12 of last 19 games • Averaging 18.8 ppg in MAAC play (#2); 53.6 FG% (#4), 87.3 FT% (#1)	JUNIOR • GUARD/FORWARD • 6-6 • 210 • HARTFORD, CT					
		PPG	RPG	APG	FG%	3FG%	FT%
		17.7	5.0	1.8	51.0	39.5	83.3
28 PTS at FFD (1/27/19)		CAREER HIGHS 10 REB at QUI (2/19/19)	5 AST 3x vs. MAR, 1/18/19)	LAST GAME 16 pts, 3 reb, 3 ast, 4-8 FG, 2 3FG Win, at Manhattan (Feb. 22)			
3	ASANTE GIST HARD "G" (LIKE GAS) • Has scored 10+ points in nine of last 13 • 14 starts: 29.4 mpg, 9.8 ppg, 33.1 FG%, 25.6 3FG% • 12 off bench: 27.4 mpg, 14.4 ppg, 48.7 FG%, 42.9 3FG% • Started for first time in nine games, second in 14 games vs. Niagara	JUNIOR • GUARD • 5-11 • 185 • EAST ORANGE, NJ					
		PPG	RPG	APG	FG%	3FG%	FT%
		11.9	2.5	2.1	40.1	33.6	73.8
28 PTS at BEL (1/16/17)		CAREER HIGHS 7 REB vs. IUPUI (11/11/16)	6 AST 5x (at NIA, 1/11/19)	LAST GAME 6 pts, 5 reb, 3 ast, 2-11 FG, 2 3FG Win, at Manhattan (Feb. 22)			
5	BEN PEREZ • Posted 13p/8r in win at Manhattan Friday • First career double-double at CAN (17p/11r); career-best 5 3FG • Played 30+ min in all but four MAAC games after just once in OOC play • Had 17p on 6-of-9 FGA vs SIE; tied career-best with five 3FG	JUNIOR • GUARD • 6-3 • 180 • SAN MARCOS, CA					
		PPG	RPG	APG	FG%	3FG%	FT%
		8.9	3.6	1.1	44.8	40.7	82.8
19 PTS vs. MON (1/3/19)		CAREER HIGHS 11 REB at CAN (1/13/19)	4 AST at CAN (1/13/19)	LAST GAME 13 pts, 8 reb, 3 ast, 4-9 FG, 4 3FG Win, at Manhattan (Feb. 22)			
10	ANDRIJA RISTANOVIC ANN-DREE-UH (LIKE ANDREA) RISS-TANN-OH-VICH • Had 9p/6r in win at Manhattan, shooting 4-4 from field • Season best 31 min, 12p with 6r vs. Monmouth • 2-for-last-19 from deep in last 10 GP after hitting 15 of first 30 att.	FRESHMAN • FORWARD • 6-10 • 200 • BELGRADE, SERBIA					
		PPG	RPG	APG	FG%	3FG%	FT%
		3.4	3.0	0.5	38.5	34.7	78.6
12 PTS vs. MON (1/3/19)		CAREER HIGHS 8 REB 3x (vs. SIE, 2/2/19)	2 AST 3x (vs. SIE, 2/2/19)	LAST GAME 9 pts, 6 reb, 0 ast, 4-4 FG, 1 3FG Win, at Manhattan (Feb. 22)			
12	TAJUAN AGEE TAH-WAN A-G • Team leading nine double-doubles this season • Has recorded five 20+p/10+r efforts • Avg. 13.3p, 9.2r (#1) in MAAC games... Also leads MAAC w/ 8.0r overall • Scored career-best 27 points with 12 rebounds at Quinnipiac	JUNIOR • FORWARD • 6-8 • 215 • CHICAGO, IL					
		PPG	RPG	APG	FG%	3FG%	FT%
		12.8	8.0	1.1	43.6	32.9	71.1
27 PTS at QUI (2/19/19)		CAREER HIGHS 13 REB 2x (vs. SPU, 2/15/19)	3 AST 4x (at QUI, 2/19/19)	LAST GAME 9 pts, 8 reb, 1 ast, 2-8 FG, 1 3FG Win, at Manhattan (Feb. 22)			
13	JAHNATHAN MAXWELL JOHN-AH-THAN • Set career-highs vs. Monmouth: 16p, 7r, 3a, 5fg, 4 3fg, 25 min • Had 3 3FG entering Monmouth game, more than doubled in win • Scored six points in 15 minutes in loss at New Mexico • Added nine points in loss to Long Beach State	JUNIOR • FORWARD • 6-8 • 230 • VIRGINIA BEACH, VA					
		PPG	RPG	APG	FG%	3FG%	FT%
		2.8	2.0	0.6	38.8	25.0	60.0
16 PTS vs. MON (1/3/19)		CAREER HIGHS 7 REB vs. MON (1/3/19)	3 AST vs. MON (1/3/19)	LAST GAME 0 pts, 1 reb, 1 ast, 0-1 FG Win, at Manhattan (Feb. 22)			
32	PAYTON HUDSON • Lone true freshman on the squad • Scored first points of the season (5) in loss to Siena • Had three assists in five minutes of action against Yale • Played career-high 24 minutes off the bench at Fairfield	FRESHMAN • GUARD • 6-0 • 170 • YONKERS, NY					
		PPG	RPG	APG	FG%	3FG%	FT%
		0.3	0.4	0.5	22.2	14.3	0.0
5 PTS vs. SIE (2/2/19)		CAREER HIGHS 3 REB vs. NIA (2/10/19)	3 AST at YALE (12/22/18)	LAST GAME DNP Win, at Manhattan (Feb. 22)			
44	NISKA NIKOLIC NICK-SHA NICK-CO-UICH • Team leader in blocks and field goal percentage • Had career-best six blocks vs. Rider. 15 blocks in last eight games • Tallied career-best 14 pts on 7-7 shooting in loss at Providence • DNP at Manhattan (ankle)	JUNIOR • FORWARD • 6-8 • 234 • BELGRADE, SERBIA					
		PPG	RPG	APG	FG%	3FG%	FT%
		2.8	2.4	0.4	60.4	0.0	43.8
14 PTS at PROV (11/24/18)		CAREER HIGHS 8 REB at PROV (11/24/18)	4 AST at CAN (1/13/19)	LAST GAME DNP Win, at Manhattan (Feb. 22)			

IONA GAELS TELEVISION AND RADIO SPEED CHART

 <p>RICKEY McGILL #0</p> <p>SENIOR • GUARD • 6-1 • 175 SPRING VALLEY, NY</p>	 <p>ISAIAH STILL #1</p> <p>JUNIOR • GUARD/FORWARD • 6-6 • 195 RAHWAY, NJ</p>	 <p>E.J. CRAWFORD #2</p> <p>JUNIOR • GUARD/FORWARD • 6-6 • 210 HARTFORD, CT</p>	 <p>ASANTE GIST #3</p> <p>JUNIOR • GUARD • 5-11 • 185 EAST ORANGE, NJ HARD "G" (LIKE GAS)</p>
 <p>BEN PEREZ #5</p> <p>JUNIOR • GUARD • 6-3 • 180 SAN MARCOS, CA</p>	 <p>ANDRIJA RISTANOVIC #10</p> <p>FRESHMAN • FORWARD • 6-10 • 200 BELGRADE, SERBIA ANN-DREE-UH (LIKE ANDREA) RISS-TANN-OH-VICH</p>	 <p>TAJUAN AGEE #12</p> <p>JUNIOR • FORWARD • 6-8 • 215 CHICAGO, IL TA-WAN A-G</p>	 <p>JAHNATHAN MAXWELL #13</p> <p>JUNIOR • FORWARD • 6-8 • 230 VIRGINA BEACH, VA JOHN-AH-THAN</p>
 <p>ISAIAH ROSS #20</p> <p>JUNIOR • GUARD • 6-7 • 210 DAVENPORT, IA</p>	 <p>MALIK RHEM #24</p> <p>JUNIOR • GUARD • 6-3 • 170 BRONX, NY MAH-LEEK REM</p>	 <p>PAYTON HUDSON #32</p> <p>FRESHMAN • GUARD • 6-8 • 230 YONKERS, NY</p>	 <p>NIKSA NIKOLIC #44</p> <p>JUNIOR • FORWARD • 6-8 • 235 BELGRADE, SERBIA NICK-SHA NICK-CO-LICH</p>



TIM CLUESS
HEAD COACH

HOFSTRA '83 • NINTH SEASON
CLOOSE

 <p>ERIC EATON ASSISTANT COACH UMASS-DARTMOUTH '97</p>	 <p>TRA ARNOLD ASSISTANT COACH BIOLA '05</p>	 <p>RICKY JOHNS ASSISTANT COACH UTAH '07</p>
--	--	--

 <p>JOHN MATEYKO DIRECTOR OF OPERATIONS AMER. INT'L '83</p>	 <p>RICKY KERINS GRADUATE MANAGER IONA '17</p>
---	--

2018-19 Iona College Overall Statistics

RECORD:	OVERALL	HOME	AWAY	NEUTRAL
ALL GAMES	12-15	7-3	4-9	1-3
CONFERENCE	10-6	6-2	4-4	0-0
NON-CONFERENCE	2-9	1-1	0-5	1-3

##	Player	gp-gs	min	avg	Total		3-Point		F-Throw		Rebounds					pts	avg						
					fg-fga	fg%	3fg-fga	3fg%	ft-fa	ft%	off	def	tot	avg	pf			dq	a	to	blk	stl	
02	Crawford, E.J.	27-27	950	35.2	171-335	.510	45-114	.395	90-108	.833	32	103	135	5.0	64	1	49	51	5	21	477	17.7	
00	McGill, Rickey	27-27	1005	37.2	137-294	.466	28-93	.301	105-141	.745	24	96	120	4.4	72	3	141	82	7	61	407	15.1	
12	Agee, Tajuan	27-22	733	27.1	116-266	.436	27-82	.329	86-121	.711	49	168	217	8.0	99	9	30	65	19	27	345	12.8	
03	Gist, Asante	27-15	770	28.5	105-262	.401	51-152	.336	59-80	.738	12	55	67	2.5	53	1	56	43	0	18	320	11.9	
05	Perez, Ben	22-16	611	27.8	64-143	.448	44-108	.407	24-29	.828	18	62	80	3.6	36	1	24	14	2	19	196	8.9	
01	Still, Isaiah	13-9	319	24.5	30-80	.375	9-36	.250	28-48	.583	8	34	42	3.2	29	0	18	25	5	13	97	7.5	
10	Ristanovic, Andrija	23-8	321	14.0	25-65	.385	17-49	.347	11-14	.786	10	60	70	3.0	35	0	11	16	12	6	78	3.4	
44	Nikolic, Niksa	23-10	292	12.7	29-48	.604	0-0	.000	7-16	.438	32	24	56	2.4	42	2	9	25	20	7	65	2.8	
13	Maxwell, Jahnathan	25-1	266	10.6	26-67	.388	11-44	.250	6-10	.600	13	37	50	2.0	42	1	14	16	4	10	69	2.8	
32	Hudson, Payton	18-0	131	7.3	2-9	.222	1-7	.143	0-0	.000	3	5	8	0.4	11	0	9	2	0	5	5	0.3	
24	Rhem, Malik	3-0	3	1.0	0-2	.000	0-0	.000	0-0	.000	0	0	0	0.0	0	0	0	0	0	0	0	0.0	
Team											42	52	94										
Total.....		27	5401		705-1571	.449	233-685	.340	416-567	.734	243	696	939	34.8	483	18	361	349	74	187	2059	76.3	
Opponents.....		27	5402		729-1650	.442	267-717	.372	348-503	.692	303	702	1005	37.2	504	11	411	363	100	151	2073	76.8	

TEAM STATISTICS	ION	OPP	Date	Opponent	Score	Att.
SCORING	2059	2073	11/09/18	ALBANY	72-68	2012
Points per game	76.3	76.8	11/13/18	at New Mexico	83-90	10188
Scoring margin	-0.5	-	! 11/19/18	vs Long Beach State	85-86	207
FIELD GOALS-ATT	705-1571	729-1650	! 11/21/18	vs Hartford	80-75	487
Field goal pct	.449	.442	11/24/18	at Providence	79-91	8187
3 POINT FG-ATT	233-685	267-717	11/27/18	at Ohio	65-89	5227
3-point FG pct	.340	.372	12/01/18	at Va. Commonwealth	59-88	7637
3-pt FG made per game	8.6	9.9	@ 12/09/18	vs Columbia	71-74	10078
FREE THROWS-ATT	416-567	348-503	# 12/15/18	vs Princeton	81-85	5456
Free throw pct	.734	.692	12/22/18	at Yale	84-99	1136
F-Throws made per game	15.4	12.9	12/30/18	HOLY CROSS	71-78	1986
REBOUNDS	939	1005	* 01/03/19	MONMOUTH	103-84	1057
Rebounds per game	34.8	37.2	* 01/05/19	FAIRFIELD	94-87	1168
Rebounding margin	-2.4	-	* 01/11/19	at Niagara	90-95	896
ASSISTS	361	411	* 01/13/19	at Canisius	88-70	1086
Assists per game	13.4	15.2	* 01/18/19	MARIST	90-77	1372
TURNOVERS	349	363	* 01/20/19	at Monmouth	81-83	1739
Turnovers per game	12.9	13.4	* 01/25/19	RIDER	77-71	1652
Turnover margin	+0.5	-	* 01/27/19	at Fairfield	68-80	2479
Assist/turnover ratio	1.0	1.1	* 01/31/19	at Marist	74-78	1093
STEALS	187	151	* 02/02/19	SIENA	54-56	1537
Steals per game	6.9	5.6	* 02/08/19	QUINNIPIAC	65-66	1532
BLOCKS	74	100	* 02/10/19	NIAGARA	79-76	1807
Blocks per game	2.7	3.7	* 02/13/19	at Siena	57-52	5560
ATTENDANCE	15552	64920	* 02/15/19	SAINT PETER'S	62-46	1429
Home games-Avg/Game	10-1555	13-3746	* 02/19/19	at Quinnipiac	81-77	1585
Neutral site-Avg/Game	-	4-4057	* 02/22/19	at Manhattan	66-52	1879
			* 02/24/19	CANISIUS	1:00 pm	
			* 03/01/19	at Rider	7:00 pm	

Score by Periods	1st	2nd	Totals
Iona College	913	1146	2059
Opponents	1007	1066	2073

* = MAAC game
 ! = MGM Resorts Main Event - Las Vegas, NV
 @ = MSG Holiday Festival - New York, NY
 # = Boardwalk Classic - Atlantic City, NJ

2018-19 Iona College Men's Basketball Roster

Numerical

No.	Name	Cl.	Pos.	Ht.	Wt.	Hometown / Last School / High School
0	Rickey McGill	Sr.	G	6-1	175	Spring Valley, NY / Spring Valley
1	Isaiah Still	Jr.	G/F	6-6	190	Rahway, NJ / Union Catholic / Robert Morris
2	E.J. Crawford	Jr.	G/F	6-6	210	Hartford, CT / St. Thomas More
3	Asante Gist	Jr.	G	5-11	185	East Orange, NJ / St. Anthony / Eastern Kentucky
5	Ben Perez	Jr.	G	6-3	180	San Marcos, CA / USAFA Prep (CO) / San Diego State / South Plains College (TX)
10	Andrija Ristanovic	Fr.	F	6-10	200	Belgrade, Serbia / Hillcrest Prep (AZ)
12	Tajuan Agee	Jr.	F	6-8	215	Chicago, IL / Hyde Park / Tyler JC (TX)
13	Jahnathan Maxwell	Jr.	F	6-8	230	Virginia Beach, VA / Odessa College (TX)
20	Isaiah Ross*	Jr.	G	6-4	195	Davenport, IA / Davenport West / UMKC
24	Malik Rhem	Jr.	G	6-3	170	Bronx, NY / Cardinal Spellman
32	Payton Hudson	Fr.	G	6-0	170	Yonkers, NY / Our Savior Lutheran
44	Niksa Nikolic	Jr.	F	6-8	234	Belgrade, Serbia / High School of Sport / Southeastern CC (IA)

Alphabetical

No.	Name	Cl.	Pos.	Ht.	Wt.	Hometown / High School
12	Tajuan Agee	Jr.	F	6-8	215	Chicago, IL / Hyde Park / Tyler JC (TX)
2	E.J. Crawford	Jr.	G/F	6-6	210	Hartford, CT / St. Thomas More
3	Asante Gist	Jr.	G	5-11	185	East Orange, NJ / St. Anthony / Eastern Kentucky
32	Payton Hudson	Fr.	G	6-0	170	Yonkers, NY / Our Savior Lutheran
13	Jahnathan Maxwell	Jr.	F	6-8	230	Virginia Beach, VA / Odessa College (TX)
0	Rickey McGill	Sr.	G	6-1	175	Spring Valley, NY / Spring Valley
44	Niksa Nikolic	Jr.	F	6-8	234	Belgrade, Serbia / High School of Sport / Southeastern CC (IA)
5	Ben Perez	Jr.	G	6-3	180	San Marcos, CA / USAFA Prep (CO) / San Diego State / South Plains College (TX)
24	Malik Rhem	Jr.	G	6-3	170	Bronx, NY / Cardinal Spellman
10	Andrija Ristanovic	Fr.	F	6-10	200	Belgrade, Serbia / Hillcrest Prep (AZ)
20	Isaiah Ross*	Jr.	G	6-4	195	Davenport, IA / Davenport West / UMKC
1	Isaiah Still	Jr.	G/F	6-6	190	Rahway, NJ / Union Catholic / Robert Morris

Head Coach: Tim Cluess (Hofstra '83), ninth season

Assistant Coaches: Eric Eaton (UMass-Dartmouth '97), Tra Arnold (Biola '05), Ricky Johns (Utah '07)

Director of Operations: John Mateyko (American International '83)

Graduate Manager: Ricky Kerins (Iona '17)

* - must sit out 2018-19 season due to NCAA transfer regulations

By Class:	By State:	By Tenure:
Seniors (1) Rickey McGill	New York (4) Payton Hudson	Returners (3) E.J. Crawford [§]
Juniors (8) Tajuan Agee	Rickey McGill	Rickey McGill [§]
E.J. Crawford	Malik Rhem	Andrija Ristanovic
Asante Gist	Connecticut (1) E.J. Crawford	Newcomers (9) Tajuan Agee
Jahnathan Maxwell	New Jersey (2) Asante Gist	Asante Gist
Niksa Nikolic	Isaiah Still	Payton Hudson
Ben Perez	California (1) Ben Perez	Jahnathan Maxwell
Malik Rhem	Illinois (1) Tajuan Agee	Niksa Nikolic
Isaiah Ross	Iowa (1) Isaiah Ross	Ben Perez
Isaiah Still	Virginia (1) Jahnathan Maxwell	Malik Rhem
Freshmen (2) Payton Hudson	Serbia (2) Andrija Ristanovic	Isaiah Ross
Andrija Ristanovic	Niksa Nikolic	Isaiah Still

[§] - returning 2017-18 starter

Pronunciation Guide:	
HC - Tim Cluess - CLOOSE	#10 - Andrija Ristanovic - ANN-dree-ah riss-TAHN-oh-vich (like Andrea)
AC - Tra Arnold - TREY	#12 - Tajuan Agee - tah-WAN A-G (short "a", soft "g")
DOB - John Mateyko - mah-TAY-coh	#13 - Jahnathan Maxwell - JON-ah-thin
#3 - Asante Gist - ah-SAHN-tay GIST (hard "g", like "gas")	#44 - Niksa Nikolic - NICK-sha NICK-oh-litch

Iona Gaels Multimedia: Social Media Guide

