



2018-19 @JaspersMBB Game Notes

Game #27 - Iona (2/22/19)



Iona - February 22, 2019 - 7:00 pm
Riverdale, NY - Draddy Gymnasium (2,520)



Contact: Kevin Ross - kross01@manhattan.edu
(O) 718-862-7228 | (C) 716-969-6126

#JasperNation



@GoJaspers

2018-19 Manhattan MBB Schedule

November

6-Tue.....Elon.....L - 56-62
12-Mon.....at UMBC.....L - 52-75
16-Fri.....vs. Coastal Carolina^.....W - 55-53
17-Sat.....at Northern Kentucky^.....L - 53-59
18-Sun.....vs. UNC Asheville^.....W - 54-38
24-Sat.....at George Washington.....L - 43-70

December

1-Sat.....Fordham.....L - 56-57
5-Wed.....Stony Brook.....L - 62-69
10-Mon.....Hofstra.....L - 50-80
15-Sat.....at UConn (Gampel).....L - 46-61
20-Thu.....at UAlbany.....L - 67-77
23-Sun.....at St. Francis Brooklyn.....L - 56-72

January

3-Thu.....Quinnipiac*.....L - 59-63
5-Sat.....Niagara*.....W - 90-80
8-Tue.....at Marist*.....L - 63-78
12-Sat.....at Monmouth*.....L - 49-65
17-Thu.....at Saint Peter's*.....W - 58-56
19-Sat.....at Rider*.....L - 47-60
21-Mon.....Marist*.....L - 46-62
26-Sat.....at Siena*.....L - 40-53
31-Thu.....Fairfield*.....W - 62-49

February

2-Sat.....Saint Peter's*.....W - 64-50
5-Tue.....Rider*.....W - 73-66
8-Fri.....Siena*.....L - 49-51
15-Fri.....at Niagara*.....W - 64-60
17-Sun.....at Canisius*.....W - 70-65
22-Fri.....Iona*.....7:00 pm
24-Sun.....at Fairfield* (Alumni).....3:30 pm

March

1-Fri.....Monmouth*.....7:00 pm
3-Sun.....at Quinnipiac*.....2:00 pm
7-Thu.....MAAC 1st Round.....TBD
8-Fri.....MAAC QF.....TBD
9-Sat.....MAAC QF.....TBD
10-Sun.....MAAC SF.....TBD
11-Mon.....MAAC Finals.....TBD

* Denotes MAAC Game

^ Game to be played at the NKU MTE (H. Heights, KY)

TOP STORYLINES

#1 - *Winners of five-of-six, Manhattan (9-17; 7-7 MAAC) will welcome Iona (11-15; 9-6 MAAC) to Draddy Gymnasium for the first time since January 17, 2017.*

#2 - *The Jaspers will be aiming to snap a seven-game losing streak against a Gael squad that has won four in a row.*

#3 - *Manhattan returns home after sweeping the Western New York swing for the first time since its MAAC Championship season of 2013-14.*

QUICK HITS

* This marks the first time since March 2, 2008 that both teams will enter with a losing record.

* Senior **Samson Usilo** is the lone remaining member from the Jaspers' 2015 MAAC title team and along with Iona's E.J. Crawford, Ricky McGill, Asante Gist, Andrija Ristanovic and Isaiah Still are the lone players in the league to have won a MAAC title.

* Manhattan defeated Canisius in its last action by a 70-65 count thanks to shooting a MAAC season-high 65.1 percent (28-of-43) from the floor.

* Over the final 14-plus minutes of the win, the Jaspers shot 91.7 percent (11-12) and scored on 13-straight possessions that didn't end in a turnover.

* Also in the victory, freshman **Samir Stewart** (13), classmate **Warren Williams** (12), freshman **Tykei Greene** (11) and junior **Tyler Reynolds** (10) gave Manhattan four double-figure scorers for just the second time this year (Niagara).

* Since entering the starting line-up six games ago, Stewart is averaging 13.2 ppg and 1.8 spg while shooting 70.6 percent (24-of-34), including 72.0 percent (18-of-25) from deep.

* Manhattan ranks 16th nationally in scoring defense, yielding a MAAC-low 62.6 ppg, 47th in turnovers forced (15.2/game) and 82nd in steals (7.2/game).



Date: Friday, February 22, 2019

Time: 7:00 pm

Location: Riverdale, NY

Venue: Draddy Gymnasium (2,520)

Video: Jasper Sports Network

Analysts: Greg Mescall, Chris Williams

Coaches

Manhattan: Steve Masiello (Kentucky)

Overall: 125-127 (Eighth Year)

At Manhattan: Same

vs. Iona: 5-13

Iona: Tim Cluess (Hofstra)

Overall: 290-130 (14th Year)

At Iona: 192-107 (Ninth Year)

vs. Manhattan: 15-5

Series History With Iona

Iona leads 55-40

Last Meeting

Iona 72 Manhattan 60

Albany, NY (March 3, 2018)

Manhattan/MBB Twitter Handles

@JaspersMBB

@GoJaspers

@Steve_Masiello


MANHATTAN JASPERS (9-17; 7-7 MAAC)

Probable Starters

Pos.	#	Name	Ht./Wt.	Class	ppg	rpg/apg
G	#10	Nehemiah Mack	6-1/190	So.	5.4 ppg	2.6 apg
G	#4	Samir Stewart	6-0/180	Fr.	6.7 ppg	1.9 apg
G	#12	Christian Hinckson	6-7/210	Fr.	3.2 ppg	2.7 rpg
F	#14	Tyler Reynolds	6-7/215	Jr.	8.1 ppg	2.9 rpg
F	#0	Warren Williams	6-9/240	Fr.	8.0 ppg	3.5 rpg

Reserves

G	#22	Thomas Capuano	6-0/180	Sr.	5.3 ppg	2.2 rpg
F	#24	Ebube Ebube	6-7/200	So.	5.2 ppg	4.6 rpg
G	#23	Tykei Greene	6-4/205	Fr.	5.2 ppg	3.1 rpg
G	#52	Samson Usilo	6-4/215	Sr.	3.1 ppg	2.5 rpg
G	#3	Elijah Buchanan	6-5/190	Fr.	2.8 ppg	1.7 rpg
F	#30	Ibrahim Diallo	6-10/245	GS	1.8 ppg	1.2 rpg
F	#11	Daniel Schreier	6-9/210	Fr.	0.9 ppg	0.7 rpg
G	#2	Ethan Lasko	6-2/175	So.	0.2 ppg	0.5 rpg



*** Manhattan's 65.1 percent performance from the field at Canisius is the tops in the MAAC**

MANHATTAN COLLEGE INFORMATION

Location	Riverdale, NY
Founded	1853
Enrollment	3,970
Nickname	Jaspers
Colors	Green (PMS # 349) & White
Affiliation	NCAA Division I
Conference	MAAC
President	Dr. Brennan O'Donnell, Ph. D.
Director of IC Athletics	Marianne Reilly, '82
Venue	Draddy Gymnasium
Capacity	2,520
Year Opened	1979

Head Coach	Steve Masiello
Twitter	@steve_masiello
Alma Mater	Kentucky
Career Record	(125-127; 8th Year)

2017-18 Record	14-17 (9-9 MAAC)
MAAC Finish	Lost in MAAC Quarterfinals
Postseason	None
Letterwinners Returning/Lost	9/4
Starters Returning/Lost	2/3

First Year Of Basketball	1904-1905
All-Time Record	1373-1244 (.524) (113th season)
All-Time MAAC Record ('81-'82)	301-323 (.481)

MAAC Championships (5):	1993, 2003, 2004, 2014, 2015
MAAC Tournament Appearances (37):	27-32

NCAA Berths (8):	1956, 1958, 1993, 1995, 2003, 2004, 2014, 2015
All-Time NCAA Record	3-9

NIT Tournament Appearances	18
Last NIT Appearance	2005-2006
All-Time NIT Record	8-19



2018-19 PRESEASON ALL-MAAC 2ND TEAM

2018-19 MAAC Standings

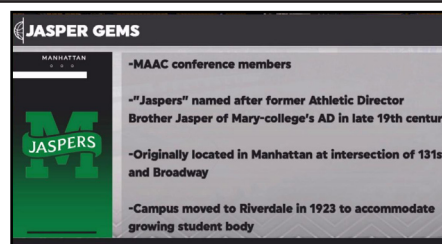
Teams	MAAC	Overall
Canisius	9-5	12-14
Quinnipiac	9-6	14-12
Monmouth	9-6	10-18
Iona	9-6	11-15
Rider	9-6	14-13
Siena	9-6	14-14
Manhattan	7-7	9-17
Marist	7-7	12-14
Niagara	5-9	12-15
Fairfield	4-11	7-20
Saint Peter's	3-11	6-20

MANHATTAN JASPERS (9-17; 7-7 MAAC)

No.	Player	Cl.	Pos.	Ht./Wt.	Hometown / Last School
0	Warren Williams	Fr.	F	6-9/240	Kingston, Jamaica / St. Benedict's Prep (NJ)
1	Matthew Glassman	Fr.	G	6-0/175	Bedford, NH / New Hampton
2	Ethan Lasko	So.	G	6-2/175	Hollywood, FL / Indiana
3	Elijah Buchanan	Fr.	G	6-5/190	Bronx, NY / Woodstock Acad. (CT)
4	Samir Stewart	Fr.	G	6-0/180	Fort Lauderdale, FL / American Heritage
5	Jesse Boyce	Jr.	G	6-2/190	Thornwood, NY / Westlake
10	Nehemiah Mack*	So.	G	6-1/190	Harrisburg, PA / Massanutten Acad. (VA)
11	Daniel Schreier	Fr.	F	6-9/220	Santa Monica, CA / Vermont Acad. (VT)
12	Christian Hinckson	Fr.	G	6-7/210	Queens, NY / Tilton School (NH)
14	Tyler Reynolds	Jr.	F	6-7/215	Syracuse, NY / Harcum College
21	Matt Maloney	Sr.	G	6-1/180	Somers, NY / Somers
22	Thomas Capuano*	Sr.	G	6-0/180	Hastings-on-Hudson, NY / Iona Prep
23	Tykei Greene	Fr.	G	6-4/205	Queens, NY / Long Island Lutheran
24	Ebube Ebube	So.	F	6-7/220	San Juan, Puerto Rico / Lawrenceville Acad. (NJ)
30	Ibrahima Diallo	GS	F	6-10/245	Dakar, Senegal / Rutgers
32	Kevin Salis	So.	F	6-6/210	Cornwall, NY / Trinity-Pawling
33	Pauly Paulicap*	Jr.	F	6-8/220	Elmont, NY / Harcum College
52	Samson Usilo	Sr.	G	6-4/215	Lagos, Nigeria / Nazareth (NY)

* - Tri-Captain

Head Coach: Steve Masiello (Kentucky) - Eighth Year at Manhattan
Associate Head Coach: Matt Grady (Saint Joseph's) - Eighth Year at Manhattan
Assistant Coach: Doug Thibault (Boise State) - First Year at Manhattan
Assistant Coach: RaShawn Stores (Manhattan) - Third Year at Manhattan
Director Of MBB Operations: Brandon Kuhn (Angelo State) - Second Year at Manhattan
Special Assistant to the HC: Tyler Wilson (Manhattan) - Second Year at Manhattan



FACTS & STATS

3,970 STUDENTS 3,444 undergraduate & 483 graduate	12:1 RATIO Student-Faculty	23 STUDENTS Average Class Size	240 FACULTY Full-Time
--	-------------------------------	-----------------------------------	--------------------------

Student-Athlete Quick Facts

0	Warren Williams	Sat out last year as a redshirt; Played his prep ball at St. Benedict's
1	Matthew Glassman	Younger brother of two-time MAAC Champion Trevor Glassman
2	Ethan Lasko	Transfer from Indiana; Eligible immediately
3	Elijah Buchanan	All-New York City Boys First Team in 2017 at Mount St. Michael's
4	Samir Stewart	Grew up in Philadelphia before moving to Florida in fifth grade
5	Jesse Boyce	Joined the team as a walk-on last year as a sophomore
10	Nehemiah Mack	Tri-Captain; Lone player from PA on the roster
11	Daniel Schreier	Joins Rich Williams as players to come from Vermont Academy
12	Christian Hinckson	Helped John Bowne to the PSAL title in 2017
14	Tyler Reynolds	Played at Harcum College with Pauly Paulicap
21	Matt Maloney	Walk-on; Cousin of Head Coach Steve Masiello
22	Thomas Capuano	Tri-Captain; Played at Iona Prep with Ty Jerome (UVA)
23	Tykei Greene	Received a NCAA Legislative eligibility waiver in October
24	Ebube Ebube	Native of Puerto Rico
30	Ibrahima Diallo	Rutgers graduate that will earn his master's this year
32	Kevin Salis	Joined the team as a walk-on last year as a freshman
33	Pauly Paulicap	2018 MAAC Defensive Player of the Year; Tri-Captain
52	Samson Usilo	Begins his fifth year at Manhattan after missing three seasons

** Steve Masiello is 61-36 at Draddy Gymnasium in eight seasons*

QUICK HITS

- * Manhattan is 5-2 in MAAC games decided by 10 points or less and is shooting 55.6 percent (25-of-45) over the final five minutes of those games while making good on 77.4 percent (24-of-31) from the line.
- * The Jaspers are 4-1 in February and 48-34 (.585) are the months of February/March under Head Coach **Steve Masiello**, including 24-9 (.727) at Draddy.
- * Manhattan held the opposition to less than 60 points in victories over Fairfield and Saint Peter's and is now 48-8 (.857) under Masiello when doing so.
- * The Jaspers also forced a season-high matching 13 steals against the Peacocks in moving to 42-13 (.764) under Masiello when hitting double-figures in thefts.
- * Over the last six games, Manhattan is shooting 48.0 percent from the floor, including 44.4 percent from deep, while opponents are averaging just 56.8 ppg, on 41.0 percent shooting, including 29.5 percent from deep.
- * Reynolds is averaging a team-leading 13.7 ppg and 5.7 rpg during that time while making good on 48.3 percent (28-of-58) from the field and 45.9 percent (17-of-37) from deep, highlighted by notching a career-high 23 points and nine rebounds in the win over Rider while going 6-for-11 from distance.
- * On the year, the Syracuse native is averaging 8.1 ppg, including a team-best 10.4 ppg during league play, and has paced the team in scoring a team-leading seven times while connecting on at least three triples on nine occasions.
- * Stewart scored a game-high 14 points in the most recent win at Niagara and averaged 18.0 ppg on the year in the sweep of the Purple Eagles, while shooting 84.6 percent (11-of-13) from the floor, including 90.0 percent (9-of-10) from deep.
- * The Sunshine State native is shooting a MAAC-leading 47.1 percent (40-of-85) from deep, including 62.0 percent (31-of-50) during league play.
- * Reynolds, meanwhile, is seventh in the MAAC in three-point shooting (.413) with senior Thomas Capuano ranking 14th (.377).
- * Williams hit for double-figures in scoring for the team-leading 10th time this year at Canisius, finishing with 12 points, on perfect 5-for-5 shooting, and continues to rank second in the MAAC in field goal percentage (.553).
- * Greene averaged 12.5 ppg on the Western New York swing while notching back-to-back double-figure scoring performances for the first time in his career, highlighted by a career-high 14 points with five rebounds in the victory over Niagara.
- * Sophomore **Ebube Ebube** had a career-high 15 points with eight rebounds in the win over Fairfield before adding 10 points, five rebounds and a career-high six drawn offensive fouls in the victory over Rider.
- * In large part to Ebube, Manhattan set a season-high by drawing eight Rider offensive fouls.
- * Ebube grabbed a career-high 12 caroms in the win over Coastal Carolina while also collecting double-figures against Fordham and at GW.
- * On the year, Ebube has drawn a team-high 26 offensive fouls while averaging a team-leading 4.6 rpg, including 2.0 orpg (7th MAAC).
- * Stewart was named MAAC Rookie of the Week after averaging 15.0 ppg and 3.5 spg in wins over Fairfield and Saint Peter's, while shooting 81.8 percent (9-of-11) from the floor, including 85.7 percent (6-of-7) from deep.
- * The Sunshine State native scored a game-high 19 points and a career-best five steals in the win over Saint Peter's, after canning the game-winning three pointer in the first meeting against the Peacocks with just 2.7 seconds remaining.
- * Sophomore **Nehemiah Mack**, who scored a career-high 21 points at UAlbany, is the lone Jasper player to start all 26 games and is among the league leaders with 1.3 spg (11th MAAC) and 2.6 apg (15th MAAC).
- * During league play, the Pennsylvania native has handed out a career-high matching five assists three times en route to registering a stellar 2.3 assist/turnover ratio.
- * Manhattan's newcomers have accounted for 59.8 percent of the team's scoring, 49.0 percent of the rebounding and 55.0 percent of the minutes.
- * Led by Stewart's career-high 22 points in the first meeting with Niagara, the Green & White set season-highs in points (90), field goal percentage (.630), 3-point field goal percentage (.591), threes (13) and assists (19).
- * The bench also scored a season-high 47 points vs. Niagara and has posted a scoring advantage over the opposition in 23 of its 26 games.
- * Manhattan has overcome double-digit deficits in its wins over Coastal Carolina (13) and Niagara (14) and used 16-2 second-half runs in the victories over UNC Asheville and Niagara.
- * Junior **Pauly Paulicap** notched a game-high 17 points at St. Francis Brooklyn with four blocks and registered his sixth career double-double against Stony Brook with a career-high 24 points while pulling down 10 rebounds.
- * Manhattan ranks third in the MAAC in turnovers forced (15.2/game) and has paced the league in the category three times in the last five years (2015-16, 2014-15, 2013-14). The Jaspers are 26-14 (.650) under Masiello when turning the opposition over at least 20 times.
- * Manhattan won two games at the KEMI NKU Basketball Classic with Mack and Williams each being named to the All-Tournament Team.
- * Williams scored 13 points in the win over UNC Asheville after hitting for 12 points with seven rebounds against NKU while Mack scored nine points in the final 3:50 of the Jaspers' comeback victory over Coastal Carolina
- * In the win over Coastal Carolina, the Jaspers overcame a 13-point deficit in the final 9:37 thanks to forcing the Chanticleers into 0-for-8 shooting during that time while also securing Masiello's 200th victory at Manhattan, which includes his time as an Assistant and a Head Coach.
- * The 38 points yielded in the win over UNC Asheville were the fewest allowed since a 60-38 victory over Marist on December 7, 2014 at Draddy Gymnasium.
- * Masiello has led Manhattan to a 125-127 (.496) record, including going 79-69 (.534) during MAAC play, and 61-36 (.629) at Draddy Gym over his eight seasons, including 48-25 (.653) vs. league opposition. He has won two MAAC Titles, advanced to title game three times, claimed two Metropolitan Coach of the Year awards with a pair of 20-win campaigns. Masiello has also participated in the NCAA Tournament in 13 of his first 21 seasons as a player or coach, including being a part of eight conference champions and one National Title.
- * Senior **Samson Usilo** was inducted into the prestigious Chi Epsilon National Engineering Honor Society, which is dedicated to the purpose of maintaining and promoting the status of civil engineering.
- * Former standout and current color analyst **Chris Williams** joined the Manhattan College Athletic Hall of Fame on Saturday, November 10. Williams clinched the Jaspers' first-ever MAAC Championship in 1992-93 at the line and led the Jaspers to 72 career wins while handing out 271 assists and scoring 792 points.

** The top eight teams in the MAAC are seperated by just two games*

What Is A Jasper?

The unique nickname of Manhattan College's athletic teams, the Jaspers, comes from one of the College's most memorable figures, Brother Jasper of Mary, F.S.C., who served as the College's athletic director in the late 19th century. One of the greatest achievements of Brother Jasper was that he brought the then little-known sport of baseball to Manhattan College and became the team's first coach. Since Brother Jasper was also the Prefect of Discipline, he supervised the student fans at Manhattan baseball games while also directing the team itself. During one particularly warm and humid day when the college was playing a semi-pro baseball team called the Metropolitans, Brother Jasper noticed the Manhattan students were becoming restless and edgy with the team coming to bat in the seventh inning of a close game. To relieve the tension, Brother Jasper called timeout and told the students to stand up and stretch for a few minutes until the game resumed. Since the College annually played the New York Giants in the late 1880's and into the 1890's at the old Polo Grounds, the Manhattan College practice of the "seventh inning stretch" spread into the major leagues, where it has now become a time-honored custom practiced by millions of fans annually.

This Is Manhattan College

- Why is Manhattan College in the Bronx? Our campus was originally located in Manhattan at the intersection of 131st Street and Broadway. In 1923, Manhattan College moved to its present Riverdale location in order to accommodate a growing student body. But with more than 60 years of history established as Manhattan College, the institution decided to retain the name despite the geographic misnomer.
- 17 alumni are members of the prestigious National Academy of Engineering — an impressive number for an institution the size of Manhattan College.
- Alumni include Rudy Giuliani '65, former mayor of New York City; James Patterson '69, best-selling author; and Raymond Kelly '63, former commissioner of the NYPD.
- Manhattan is one of only 182 remaining colleges founded in the United States before the Civil War.

Scouting Iona

- The Gaels are led by the high-powered quartet of E.J. Crawford (17.7 ppg, 5.1 rpg), Ricky McGill (15.2 ppg, 5.3 apg, 4.5 rpg, 2.7 spg), Tajuan Agee (12.9 ppg, 8.0 rpg) and Asante Gist (12.1 ppg).

All-Time:

Capuano vs. Iona	(7 GM 5.3 ppg, 3pt FG % (.429)
McGill vs. Manhattan	(7 GM 6.9 ppg, 4.3 apg, 2.0 spg, FG % (.571), 3pt-FG % (.500)
Crawford vs. Manhattan	(4 GM 10.4 ppg, FG % (.405), 3pt-FG % (.333)

This Is Manhattan Basketball

- Manhattan has three wins in NCAA Tournament play, defeating West Virginia (1958), Oklahoma (1995) and Florida (2004).
- The Jaspers have won five MAAC Tournament titles in the last 25 years (1993, 2003, 2004, 2014, 2015).
- Manhattan received an at-large berth in 1995 and defeated Oklahoma before falling to Arizona State.
- * Was the first team in NCAA history to win a game in Europe, defeating Holy Cross 70-54 on December 1, 2017 as part of the inaugural Belfast Classic.

MAAC Preseason Poll

Manhattan was tabbed eighth in the MAAC Preseason Poll with Paulicap selected to the preseason All-MAAC Second Team.

Mid-Major Accolades

Paulicap (1st) and Capuano (2nd) were each selected to preseason All-MAAC teams by *Mid-Major Madness*.

Paulicap Named MAAC Defensive Player Of The Year

Paulicap earned MAAC Defensive Player of the Year honors last season after ranking 16th in the NCAA with 2.5 blocks per game. His 78 total blocks were the fourth-most in school history and more than 52 schools had all of last season. Paulicap also averaged 10.0 ppg and 6.9 rpg (4th MAAC), including a MAAC-leading 3.0 on the offensive glass, while ranking third in the MAAC in field goal percentage (.558) with five double-doubles.

Masiello In College Basketball

Now in his 22nd season as either a player or a coach, Masiello has a career collegiate record of 486-273 (.640), including 365-245 (.598) on the sidelines, with one National Title, two National Championship Game appearances, two Final Fours, six Elite Eight berths, eight conference championships, 13 NCAA Tournament appearances and 15 20-win seasons.

Mas At Manhattan

In his first tenure as an assistant, Masiello was a part of two MAAC titles and three 20-plus win seasons. All told, Masiello has been a member of four of Manhattan's five MAAC Championship teams and five of the school's 12 20-win seasons in recording a combined 208-163 (.561) record.

The Masiello Way

Since Masiello took over the program in 2011-2012, Manhattan is 42-13 when registering 10 steals and 26-14 when forcing at least 20 turnovers. He was named at one of the "25 Most Intriguing Coaches" in college basketball by *Yahoo* and has twice been named as the *Metropolitan Basketball Writers Association* Coach of the Year (2012 | 2014).

Meet The Staff

Masiello is joined on the bench by **Matt Grady**, **Doug Thibault**, **RaShawn Stores**, **Brandon Kuhn** and **Tyler Wilson**. Grady is in his eighth year as an associate head coach with Thibault beginning year one. Stores is back for his third seasons while Kuhn is in his second year as the Strength & Conditioning Assistant/Director of Operations and Wilson his second as a Special Assistants to Masiello.

113th Season Of Manhattan Basketball

In its 113th season, the Manhattan men's basketball program boasts a 1373-1244 overall record (301-323 MAAC). The Jaspers' storied men's basketball team was established in 1904-05 and took a two-year hiatus during the 1943-44 and 1944-45 season due to World War II.

Manhattan Over The Last Six Years ...

63-19	WHEN LEADING AT THE HALF
60-29	WHEN HOLDING TEAMS TO LESS THAN 70 POINTS
55-32	WHEN FORCING MORE TURNOVERS THAN THE OPPOSITION
37-14	WHEN HOLDING TEAMS TO LESS THAN 40% SHOOTING
31-10	WHEN RECORDING 10+ STEALS
43-28	IN FEBRUARY/MARCH

Up Next

Manhattan is at Fairfield on Sunday, February 24 with opening tip tabbed for 3:30 pm.

2018-19 Led Manhattan In:

Scoring: Reynolds (7), Williams (5), Stewart (4), Capuano (3), Greene (3), Mack (3), Paulicap (3), Ebube (2), Buchanan (1), Diallo (1), Hinckson (1)

Rebounding: Ebube (6), Williams (5), Capuano (4), Reynolds (4), Usilo (4), Greene (3), Paulicap (2), Buchanan (1), Hinckson (1)

Assists: Mack (13), Capuano (8), Stewart (7), Buchanan (6), Ebube (3), Hinckson (2), Reynolds (1)

Blocks: Ebube (8), Williams (8), Hinckson (6), Paulicap (3), Reynolds (3), Buchanan (2), Usilo (2), Diallo (1), Greene (1), Schreier (1)

Steals: Mack (11), Stewart (7), Capuano (6), Hinckson (4), Williams (4), Buchanan (3), Ebube (3), Greene (3), Usilo (3), Reynolds (2), Diallo (1), Paulicap (1),

Double-Digit Scoring: Williams (10) Reynolds (9), Stewart (6), Capuano (4), Ebube (4), Mack (4), Paulicap (4), Greene (3), Buchanan (2), Hinckson (1)

Double-Digit Rebounding: Ebube (3), Paulicap (1)

Double-Digit Games (points)

	Career	2018-19
Paulicap	20/41	4/10
Capuano	20/120	4/26
Williams	10/26	10/26
Reynolds	9/26	9/26
Stewart	6/26	6/26
Ebube	4/50	4/25
Mack	4/56	4/26
Usilo	3/48	0/18
Greene	3/26	3/26
Buchanan	2/26	2/26
Hinckson	1/26	1/26

Career Totals

Name	Gms	Pts	Reb	Ast	Stl	Blk
Thomas Capuano	120	651	253	191	122	3
Pauly Paulicap	41	395	256	9	14	89
Tyler Reynolds	26	210	76	17	14	3
Warren Williams	26	207	88	13	9	15
Nehemiah Mack	56	197	63	105	55	1
Samir Stewart	26	174	26	49	26	0
Samson Usilo	48	150	142	18	25	13
Ebube Ebube	50	146	149	32	24	18
Tykei Greene	26	135	80	12	14	1
Ibrahim Diallo	55	100	108	10	13	19
Christian Hinckson	26	84	69	27	14	8
Elijah Buchanan	26	74	45	30	13	4
Matt Maloney	24	13	6	0	2	1
Daniel Schreier	15	13	11	3	0	2
Ethan Lasko	16	3	7	1	0	0
Jesse Boyce	4	0	1	0	0	0
Kevin Salis	1	0	0	0	0	0



Under Armour Uniform Tracker

	Record
White	5-8
Green	4-9
Black	0-0



*** Manhattan is 42-13 when notching double-figures in steals under Masiello**

Manhattan By The Numbers - MISC

Manhattan Record:	
Overall.....	9-17
MAAC Games.....	7-7
OT Games.....	0-0
On the road.....	3-10
At home.....	4-7
neutral court.....	2-0
Trailing at the half.....	4-14
Leading at the half.....	5-2
Tied at the half.....	0-1

Jaspers' Scoring:	
Less than 50 points.....	0-7
50-59 points.....	3-7
60-69 points.....	3-3
70-79 points.....	2-0
80-89 points.....	0-0
90+ points.....	1-0

Jaspers' Defense:	
Less than 50 points.....	2-0
50-59 points.....	3-4
60-69 points.....	3-7
70-79 points.....	0-5
80-89 points.....	1-1
90-99 points.....	0-0
100+ points.....	0-0

Field Goal Percentage:	
When Jaspers shoot equal or better.....	8-2
When opponents shoot better.....	1-15

Jaspers Field Goal Percentage:	
Less than 35.0 %.....	0-7
35-39.9 %.....	2-5
40-44.9 %.....	1-4
45-49.9 %.....	3-1
50% and up.....	3-0

Opponents Field Goal Percentage:	
Less than 35.0 %.....	4-0
35-39.9 %.....	1-3
40-44.9 %.....	1-5
45-49.9 %.....	3-4
50% and up.....	0-5

From The Charity Stripe	
Less than 70 %.....	7-14
Above 70 %.....	2-3

From Downtown:	
Less than 40 %.....	3-17
Above 40 %.....	6-0

Opponents From Downtown:	
Less than 40 %.....	8-10
Above 40 %.....	1-7

20-Point Scoring Games		
Player	Career	2018-19
Nehemiah Mack	1	1
Pauly Paulicap	1	1
Tyler Reynolds	1	1
Samir Stewart	1	1

Double-Digit Rebounding Games		
Player	Career	2018-19
Pauly Paulicap	6	1
Ebube Ebube	3	3

Double-Doubles		
Player	Career	2018-19
Pauly Paulicap	6	1

Rebounds:	
Jaspers have more.....	3-9
Opponents have more.....	6-8
Tied.....	0-0

Assists:	
Jaspers have more.....	8-2
when opponents have more.....	1-14
when assists are equal.....	0-1

Turnovers:	
Jaspers have more.....	4-11
Opponents have more.....	4-4
Turnovers are tied.....	1-2

With Five Minutes To Go:	
Leading.....	6-0
Trailing.....	2-17
Tied.....	1-0

Day Of The Week:	
Monday (3).....	0-3
Tuesday (3).....	1-2
Wednesday (1).....	0-1
Thursday (4).....	2-2
Friday (5).....	2-1
Saturday (9).....	2-7
Sunday (5).....	2-1

Steals:	
Jaspers have 10+.....	2-3
Jaspers have less than 10.....	7-14

Time of game:	
Before 6:00 pm.....	3-3
6:00 pm or later.....	6-14

Jaspers Last Game:	
Coming off a loss.....	6-11
Coming off a win.....	3-5

Month	
November.....	2-4
December.....	0-6
January.....	3-6
February.....	4-1
March.....	0-0

Games Decided By:	
Less 5 points or less.....	4-3
6-10 points.....	2-4
11-15 points.....	2-4
16-20 points.....	1-3
more than 20 points.....	0-3

2018-19 Offensive Fouls - Points Accrued	
Team	Fouls Drawn - Points
at UMBC	1 - 2 points
vs. Elon	2 - 0 points
against Coastal Carolina	2 - 0 points
at NKU	5 - 5 points
against UNC Asheville	3 - 0 points
at GW	3 - 4 points
vs. Fordham	2 - 2 points
vs. Stony Brook	2 - 0 points
vs. Hofstra	4 - 4 points
at UConn	3 - 2 points
at UAlbany	1 - 2 points
at SFBK	4 - 2 points
vs. Quinnipiac	1 - 0 points
vs. Niagara	3 - 4 points
at Marist	3 - 4 points
at Monmouth	4 - 6 points
at Saint Peter's	0 - 0 points
at Rider	3 - 2 points
vs. Marist	1 - 0 points
at Siena	0 - 0 points
vs. Fairfield	4 - 2 points
vs. SPJ	4 - 4 points
vs. Rider	9 - 8 points
vs. Siena	1 - 0 points
at Niagara	4 - 7 points
at Canisius	1 - 2 points
Totals	70 - 62 points

2018-19 Preseason All-MAAC First Team	
Stevie Jordan (Rider) - Jr.	
Rickey McGill (Iona) - Sr.	
Isaiah Reese (Canisius) - Jr.	
Dimencio Vaughn (Rider) - So.	
Cameron Young (Quinnipiac) - Sr.	

2018-19 Preseason All-MAAC Second Team	
Pauly Paulicap (Manhattan) - Jr.	
Takal Molson (Canisius) - So.	
Brian Parker (Marist) - Sr.	
Frederick Scott (Rider) - So.	

2018-19 Preseason All-MAAC Third Team	
Jordan Allen (Rider) - So.	
E.J. Crawford (Iona) - Jr.	
Deion Hammond (Monmouth) - So.	
Rich Kelly (Quinnipiac) - So.	
Marvin Prochet (Niagara) - Sr.	

MBB Preseason Coaches' Poll	
1. Rider (11) - 121 points	
2. Canisius - 105 points	
t-3. Iona - 94 points	
t-3. Quinnipiac - 94 points	
5. Monmouth - 66 points	
6. Marist - 59 points	
7. Fairfield - 50 points	
8. Manhattan - 46 points	
9. Niagara - 45 points	
10. Saint Peter's - 28 points	
11. Siena - 18 points	

2018-19 Free Throws last Five Minutes + OT (10-pt games)

Ebube	3-3	1.000
Stewart	8-9	.889
Mack	11-13	.846
Greene	7-9	.778
Paulicap	6-9	.667
Capuano	2-3	.667
Hinckson	1-2	.500
Reynolds	1-2	.500
Williams	5-13	.385
Total	44-63	.698


The Largest for Manhattan

Lead.....	20 vs. Saint Peter's (2/2/19)
Deficit.....	39 vs. Hofstra (12/10/18)
Margin of Victory.....	16 against UNC Asheville (11/18/18)
Margin of Defeat.....	30 vs. Hofstra (12/10/18)
Halftime lead.....	10 (2x last) vs. Saint Peter's (1/31/19)
Halftime deficit.....	19 at GW (11/24/18)
Deficit in win.....	14 vs. Niagara (1/5/10)
Halftime deficit in win.....	9 vs. Niagara (1/5/19)
Lead in loss.....	6 (2x last) vs. Siena (2/8/19)
Halftime lead in a loss.....	2 vs. Fordham (12/1/18)
Second-half lead.....	20 vs. Saint Peter's (2/2/19)



2018-19 Manhattan Dunk Tracker

Williams (21), Greene (4), Usilo (3), Paulicap (2), Hinckson (1)



2018-19 Bench Scoring (MC Opp.)	
Team	Points
vs. Elon	30/6
at UMBC	33/6
against Coastal Carolina	33/22
at NKU	23/18
against UNC Asheville	21/9
at GW	20/17
vs. Fordham	24/16
vs. SIU	20/14
vs. Hofstra	32/17
at UConn	23/15
at UAlbany	27/13
at SFBK	19/17
vs. QU	26/18
vs. Niagara	47/20
at Marist	21/34
at Monmouth	19/21
at Saint Peter's	22/20
at Rider	15/20
vs. Marist	20/12
at Siena	20/16
vs. Fairfield	24/15
vs. Saint Peter's	20/15
vs. Rider	20/18
vs. Siena	12/9
at Niagara	28/20
at Canisius	25/22
Totals	630/330
Avg.	24.2/16.5



* Pauly Paulicap registered his sixth career double-double vs. Stony Brook (24 points/10 rebounds)

2018-19 TOP GAME PERFORMANCES/MAAC RANKINGS

Points

24	Pauly Paulicap vs. Stony Brook (12/5/18)
23	Tyler Reynolds vs. Rider (2/5/19)
22	Samir Stewart vs. Niagara (1/5/19)
21	Nehemiah Mack at UAlbany (12/20/18)
19	Samir Stewart vs. Rider (2/5/19)
19	Samir Stewart vs. Saint Peter's (2/2/19)

Field Goals Made

8	Tyler Reynolds vs. Rider (2/5/19)
7	Ebube Ebube vs. Fairfield (1/31/19)
7	Warren Williams at Saint Peter's (1/17/19)
7	Pauly Paulicap vs. Stony Brook (12/5/18)

Rebounds

12	Ebube Ebube against Coastal Carolina (11/16/18)
10	Pauly Paulicap vs. Stony Brook (12/5/18)
10	Ebube Ebube vs. Fordham (12/1/18)
10	Ebube Ebube at GW (11/24/18)
9	Tyler Reynolds vs. Siena (2/8/19)
9	Ebube Ebube vs. Quinnipiac (1/3/19)

Assists

5	Samir Stewart vs. Rider (2/5/19)
5	Nehemiah Mack at Monmouth (1/12/19)
5	Nehemiah Mack vs. Niagara (1/5/19)
5	Nehemiah Mack vs. Quinnipiac (1/3/19)
5	Samir Stewart at UAlbany (12/20/18)

Free Throws Made

10	Pauly Paulicap vs. Stony Brook (12/5/18)
7	Samir Stewart vs. Rider (2/5/19)
7	Pauly Paulicap vs. Fordham (12/1/18)
6	Nehemiah Mack at Marist (1/8/19)
6	Elijah Buchanan at St. Francis Brooklyn (12/23/18)
6	Nehemiah Mack at UAlbany (12/20/18)

Blocked Shots

5	Pauly Paulicap vs. Stony Brook (12/5/18)
4	Pauly Paulicap at St. Francis Brooklyn (12/23/18)

Steals

5	Samir Stewart vs. Saint Peter's (2/2/19)
5	Nehemiah Mack at Saint Peter's (1/17/19)
5	Elijah Buchanan at GW (11/24/18)

3-Point Field Goals Made

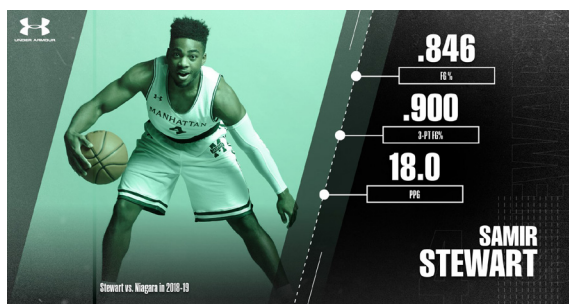
6	Tyler Reynolds vs. Rider (2/5/19)
5	Samir Stewart vs. Niagara (1/5/19)
5	Tyler Reynolds against UNC Asheville (11/18/18)

Offensive Fouls Drawn

6	Ebube Ebube vs. Rider (2/5/19)
3	Ebube Ebube vs. Fairfield (1/31/19)
3	Ebube Ebube at NKU (11/17/18)

Minutes

37	Thomas Capuano at St. Francis Brooklyn (12/23/18)
36	Tyler Reynolds vs. Siena (2/8/19)
35	Thomas Capuano vs. Quinnipiac (1/3/19)
34	Tyler Reynolds vs. Rider (2/5/19)



Jaspers Among MAAC Leaders	
FG %:	• Warren Williams - .553 (2nd)
Assists:	• Nehemiah Mack - 2.6 (13th)
Steals:	• Nehemiah Mack - 1.3 (11th)
3PT-FG %:	• Samir Stewart - .471 (1st) • Tyler Reynolds - .413 (7th) • Thomas Capuano - .377 (14th)
3PT/GM:	• Tyler Reynolds - 2.0 (t-11th)
Offensive Rebounding:	• Ebube Ebube - 2.0 (7th)

Manhattan 2018-19 MAAC Team Rankings		
Category	Stat	Rank
Scoring Offense	57.1	11th
Scoring Defense	62.7	1st
Scoring Margin	- 5.7	9th
Free Throw %	.576	11th
Field Goal %	.410	10th
Field Goal % Defense	.436	2nd
3-Pt Field Goal %	.351	4th
3-Pt FG % Defense	.353	2nd
3-Pt Made	6.8	8th
Rebounding Offense	30.8	10th
Rebounding Defense	31.8	2nd
Rebounding Margin	- 1.0	6th
Defensive Rebounds	20.8	11th
Offensive Rebounds	10.0	4th
Blocked Shots	2.3	8th
Assists	11.4	8th
Assist/T-over Ratio	0.7	10th
Steals	7.1	2nd
Turnover Margin	-0.9	9th

The Last Time Manhattan...

Scored 100 points in a game: Manhattan won 111-84 at Long Island on November 26, 2001.

Allowed 100 points in a game: Manhattan fell 108-61 to #25/#19 West Virginia on November 28, 2016 at the WVU Coliseum.

Both teams scored 100: On February 27, 1998, the Jaspers battled Fairfield through three overtimes, falling 108-105 at Draddy Gym.

Scored between 90-99: Manhattan defeated Niagara 90-80 at Draddy Gymnasium on January 5, 2019.

Won an overtime game: Manhattan defeated Quinnipiac 92-86 in double overtime at the Draddy Gymnasium on February 25, 2018.

Lost an overtime game: Manhattan lost at Marist 90-88 in overtime at the McCann Center on January 2, 2017.

Played double overtime: Manhattan defeated Quinnipiac 92-86 in double overtime at the Draddy Gymnasium on February 25, 2018.

Played triple overtime: Manhattan defeated Siena 92-87 in triple overtime at Draddy Gymnasium on January 4, 2016.

Won by a single point: Manhattan defeated SFBK 80-79 in overtime at Draddy Gymnasium on November 15, 2017.

Lost by a single point: The Jaspers fell 57-56 on December 1, 2018 vs. Fordham.

Defeated a ranked opponent: On March 16, 1995, the Jaspers topped #17 Oklahoma 77-67.

Defeated the #1 ranked team: On March 11, 1958, Manhattan took down #1 West Virginia 89-84.

Won by 20-29 points: Manhattan defeated Quinnipiac 95-74 at Draddy Gymnasium on February 19, 2017.

Won by 30-39 points: The Jaspers earned a 81-47 victory over Fordham at Draddy Gymnasium on December 7, 2011.

Won by 40+ points: Manhattan cruised to a 94-51 victory at Binghamton on December 30, 2011.

Lost by 20-29 points: Manhattan dropped an 80-50 decision vs. Hofstra on December 10, 2018.

Lost by 30+ points: Manhattan dropped an 108-61 decision to #25/#19 West Virginia on November 28, 2016 at the WVU Coliseum.

Scored fewer than 50 points: Manhattan dropped a 51-49 decision vs. Siena on February 8, 2019.

Scored fewer than 40 points: Manhattan defeated Fairfield 34-31 on March 1, 2013 at Draddy Gymnasium.

Allowed fewer than 50 points: Manhattan defeated Fairfield 62-49 at Draddy Gymnasium on January 31, 2019.

Allowed fewer than 40 points: Manhattan defeated UNC Asheville 54-38 on November 18, 2018 in Highland Heights, KY.

Allowed fewer than 30 points: The Jaspers defeated NJIT 70-28 on November 10, 2007 in Newark, NJ

Shot over 60% from the field: Manhattan shot 65.1% (28-43) en route to a 70-65 victory over Canisius on February 17, 2019.

Shot under 35% from the field: Manhattan shot 29.6 percent in a 65-49 loss at Monmouth on January 12, 2019.

Shot under 20% in a half: Manhattan went 5-for-28 (17.9%) from the field in the second half of a 69-50 loss vs. SPU on February 12, 2017.

Shot 60% or better from 3-point range: Manhattan shot 61.5% (8-of-13) from long range in a 70-65 win at Canisius on February 17, 2019.

Shot over 90% from the free throw line: Manhattan shot 90.9% (20-22) at the free throw line in a 68-57 win at Saint Peter's on January 21, 2018.

Held an opponent under 35.0% from the field: Manhattan's defense stifled Fairfield into 34.7 % shooting (17-for-49) from the floor in a 62-49 win on January 31, 2019.

Attempted 40+ free throws: Manhattan made 33-of-41 free throws in a 93-76 win over Monmouth on February 10, 2018.

Connected on 30 free throws: Manhattan made 33-of-41 free throws in a 93-76 win over Monmouth on February 10, 2018.

Grabbed more than 50 rebounds in a game: Manhattan outrebounded Marist 51-39 in a 90-88 loss in Poughkeepsie on January 2, 2017.

Grabbed fewer than 30 rebounds: Manhattan pulled down 20 rebounds in a 70-65 win at Canisius on February 17, 2019.

Dished out 20 or more assists: Manhattan handed out 21 assists on 29 field goals in an 80-66 victory vs. Morgan State on December 9, 2017.

Swiped 20 or more steals: On January 3, 2001, the Jaspers notched 22 steals against Long Island.

2018-2019 Starting Line-Ups					
Elon (L-56-62)	Mack	Capuano	Buchanan	Ebube	Diallo
at UMBC (L-52-75)	Mack	Capuano	Greene	Reynolds	Schreier
against CCU (W-55-53)	Mack	Buchanan	Greene	Usilo	Williams
at NKU (L-53-59)	Mack	Buchanan	Greene	Ebube	Williams
against UNC Asheville (W-54-38)	Mack	Buchanan	Greene	Ebube	Williams
at CW (L-43-70)	Mack	Buchanan	Greene	Ebube	Williams
vs. Fordham (L-56-57)	Mack	Capuano	Greene	Ebube	Paulicap
vs. Stony Brook (L-62-69)	Mack	Capuano	Greene	Ebube	Paulicap
vs. Hofstra (L-50-80)	Mack	Hinckson	Greene	Reynolds	Paulicap
at UConn (L-46-61)	Mack	Capuano	Greene	Ebube	Paulicap
at Albany (L-67-77)	Mack	Capuano	Greene	Usilo	Paulicap
at SFBK (L-56-72)	Mack	Capuano	Greene	Usilo	Paulicap
vs. Quinnipiac (L-59-63)	Mack	Capuano	Reynolds	Williams	Paulicap
vs. Niagara (W-90-80)	Mack	Capuano	Reynolds	Williams	Paulicap
at Marist (L-63-78)	Mack	Capuano	Reynolds	Williams	Paulicap
at Monmouth (L-49-65)	Mack	Capuano	Reynolds	Ebube	Williams
at Saint Peter's (W-58-56)	Mack	Buchanan	Reynolds	Hinckson	Williams
at Rider (L-47-60)	Mack	Buchanan	Reynolds	Hinckson	Williams
vs. Marist (L-46-62)	Mack	Buchanan	Reynolds	Hinckson	Williams
at Siena (L-40-53)	Mack	Buchanan	Reynolds	Hinckson	Williams
vs. Fairfield (W-62-49)	Mack	Stewart	Reynolds	Hinckson	Williams
vs. Saint Peter's (W-64-50)	Mack	Stewart	Reynolds	Hinckson	Williams
vs. Rider (W-73-66)	Mack	Stewart	Reynolds	Hinckson	Williams
vs. Siena (L-49-51)	Mack	Stewart	Reynolds	Hinckson	Williams
at Niagara (W-64-60)	Mack	Stewart	Reynolds	Hinckson	Williams
at Canisius (W-70-65)	Mack	Stewart	Reynolds	Hinckson	Williams

The last time a Manhattan player...

Scored 50 or more points in a game: **Bob Mealy** recorded 51 points against CCNY during the 1959-1960 season.

Scored 40 or more points in a game: **Luis Flores** exploded for 44 points at Fairfield on January 23, 2003.

Scored 30 or more points in a game: **Zavier Turner** had 31 points on 10-of-20 shooting in a 92-86 loss vs. Quinnipiac on February 25, 2017.

Scored 25 or more points in a game: **Zavier Turner** had 31 points on 10-of-20 shooting in a 92-86 loss vs. Quinnipiac on February 25, 2017.

Collected 30 or more rebounds in a game: **Bill Campion** grabbed 30 boards versus Hofstra during the 1972-73 season.

Collected 20 or more rebounds in a game: **Keith Bullock** pulled down 21 rebounds on December 30, 1992 versus Rutgers.

Collected 15 or more rebounds in a game: **Zane Waterman** grabbed a career-high 15 rebounds in a 62-58 loss to Monmouth on February 10, 2014.

Two players collect 10 or more rebounds in a game: **Rich Williams** (11 rebounds) and **Pauly Paulicap** (13 rebounds) each notched double-figures on the glass in a 51-47 win at Siena on February 2, 2018.

Dished out 15 or more assists in a game: **Tom Courtney** registered 15 assists vs. Columbia during the 1978-1979 season.

Had 10 or more assists in a game: **Zavier Turner** finished with 11 assists in an 88-75 loss at Iona on February 23, 2018.

Blocked nine or more shots in a game: **Rhamel Brown** blocked a school-record matching nine shots at Siena on February 21, 2014.

Blocked five or more shots in a game: **Pauly Paulicap** blocked five shots in a 69-62 loss to Stony Brook on December 5, 2018.

Had eight or more steals in a game: **Michael Alvarado** tied a program record by recording eight steals in a 73-51 victory over Marist on February 2, 2012 at Draddy Gymnasium.

Had five or more steals in a game: **Samir Stewart** had five steals in a 64-50 win over Saint Peter's on January 17, 2019.

Connected on five or more 3-pointers in a game: **Tyler Reynolds** buried six three-pointers in Manhattan's 73-66 win vs. Rider on February 5, 2019.

Connected on 15 or more free throws in a game: **Laurence Jolicoeur** shot a perfect 15-for-15 from the free-throw line leading Manhattan to a 72-65 victory at Loyola on February 7, 2009.

Had a triple-double: none

Had five players score in double figures: **Zane Waterman (23)**, **Rich Williams (20)**, **Pauly Paulicap (19)**, **Zavier Turner (12)** and **Aaron Walker Jr. (10)** each scored in double figures in Manhattan's 94-81 loss to Bucknell on January 2, 2018.

Had six players scored in double figures: On December 30, 2011, **George Beamon (19)**, **Liam McCabe-Moran (14)**, **Emmy Andujar (13)**, **Donovan Kates (13)**, **Rhamel Brown (11)** and **Roberto Colonette (10)** scored in double figures in a 94-51 victory at Binghamton.

Had two players post double-doubles: **Rich Williams** (10 points, 11 rebounds) and **Pauly Paulicap** (13 points, 13 rebounds) had double-doubles in a 51-47 win at Siena on February 2, 2018.

Had a double-double in points and rebounds: **Pauly Paulicap** (24 points, 10 rebounds) had a double-double in a 69-62 loss vs. Stony Brook on December 5, 2019.

Had a double-double in points and assists: **Zavier Turner** recorded 20 points and 10 assists at Saint Peter's on January 21, 2018.

Two players score 20 or more points in a game: **Zavier Turner (31)** and **Rich Williams (23)** each tallied at least 20 points on February 25, 2018 in Manhattan's 92-86 victory vs. Quinnipiac.

Three players score 20 or more points in a game: **Zane Waterman (26)**, **Calvin Crawford (22)** and **Aaron Walker Jr. (20)** each tallied a 20 points on February 19, 2017 in Manhattan's 95-74 victory vs. Quinnipiac.

Manhattan College 1,000-Point Scorers

Name	Years	Games	Points
1. Luis Flores	2001-04	89 games	2,046
2. Keith Bullock	1989-93	120 games	1,992
3. Tim Cain	1981-85	108 games	1,872
4. George Beamon	2009-14	119 games	1,843
5. Durelle Brown	1997-01	112 games	1,634
6. Peter Runge	1986-90	103 games	1,622
7. Steve Grant	1974-78	103 games	1,610
8. Shane Richards	2013-16	129 games	1,472
9. Larry Lembo	1962-65	66 games	1,443
10. Darryl Crawford	2006-10	121 games	1,431
11. Emmy Andujar	2011-15	130 games	1,345
12. George Bucci	1972-75	79 games	1,331
13. John Leonard	1978-82	103 games	1,329
14. Jamal Marshall	1991-95	117 games	1,307
15. Dave Holmes	2000-04	112 games	1,291
John Marren	1967-70	70 games	1,291
17. Brian Mahoney	1968-71	72 games	1,289
18. Zane Waterman	2014-18	122 games	1,275
19. Ed O'Connor	1951-55	106 games	1,271
20. Jason Hoover	1993-97	115 games	1,250
21. Billy Wheeler	1986-88	57 games	1,238
22. Bob Kelly	1945-49	98 games	1,230
23. Bill Campion	1972-75	74 games	1,223
24. Rich Williams	2013-18	123 games	1,187
24. Devon Austin	2005-09	111 games	1,177
26. Rhamel Brown	2010-14	129 games	1,172
27. Michael Alvarado	2010-14	116 games	1,170
28. Gerry Paulson	1954-57	69 games	1,154
29. Russ Williams	1987-92	118 games	1,140
30. Jack Powers	1955-58	74 games	1,139
31. Carey Edwards	1989-94	114 games	1,133
32. Antoine Pearson	2006-10	121 games	1,123
33. Arturo Dubois	2004-07	90 games	1,111
34. Angelo Lombardo	1954-57	70 games	1,049
34. Ed Lawson	1984-88	113 games	1,049
36. Ron Petro	1960-64	64 games	1,031
37. Bob Mealy	1957-60	60 games	1,028
38. Bill Goodfellow	1965-68	65 games	1,025
39. Martin Baietti	1965-68	59 games	1,005

ALL-TIME TEAM RECORDS

Most points, one game—119 vs. Wagner - 1970–1971
Most opponent points, one game—137 by Saint Peter's - 1969–1970
Largest margin of victory—68 vs. Brooklyn (104-36) - 1953–1954
Most field goals, one game—52 vs. Saint Peter's - 1963–1964
Most free throws converted, one game—42 vs. Army - 1958–1959
Most three-pointers converted, one game—15 vs. Niagara (2/27/94)
Most three-pointers attempted, one game— 43 vs. Canisius (1/31/00)
Most three-pointers converted, season—244 - 2011-2012
Most three-pointers attempted, season—676 - 2011-2012
Most rebounds, one game—79 vs. Southern Connecticut, 1955–1956
Most personal fouls, one game — 36 vs. Saint Peter's 1956–1957;
36 vs. Southern Connecticut, 1963–1964
Most games won, season—26 - 1994–1995
Longest win streak—17 - 1930–1931
Most points, one half—76 vs. Saint Peter's 1969–1970
Most assists, one game—36 vs. Fairfield 1987–1988
Most steals, one game—32 vs. Lehman 1987–1988

ALL-TIME INDIVIDUAL RECORDS

Most points, one game (vs. CCNY) 51 by Bob Mealy, 1959-1960
Most points, one half (vs. Saint Peter's) 30 by Henry Seawright, 1969-1970
Most points, season—744 by Luis Flores, 2003-2004
Most points, career—2,046 by Luis Flores, 2001-2004
Most rebounds, one game (vs. Hofstra)—30 by Bill Campion, 1972-1973
Most rebounds, season—419 by Bill Campion, 1973-1974
Most rebounds, career—1,070 by Bill Campion, 1972-1975
Most blocked shots, one game—9 by Rhamel Brown (vs. Fordham, 11/26/13)
Most blocked shots, season—120 by Rhamel Brown, 2013-14
Most blocked shots, career—367 by Rhamel Brown, 2010-2014
Most assists, one game (vs. Columbia)—15 by Tom Courtney, 1978–1979
Most assists, season—176 by Phil Lane, 1999-2000
Most assists, career—447 by Ed Lawson, 1983-1988
Most steals, game-
8 by Steve Boyle, 1985–1986, 1987–1988 (vs. Holy Cross, Lehman);
8 by Von Damien Green, 2001–2002 (Fordham);
8 by Michael Alvarado 2011-2012 (Marist)
Most steals, career—218 by Carey Wilson, 1989–1993
Most field goals, one game (vs. Adelphi)—20 by Bob Mealy, 1957–1958
Most three-pointers, one game (vs. Canisius)—9 by Bruce Seals, 1999–2000
Most three-pointers, season— 92 by Shane Richards 2014-2015
Most three-pointers, career—312 by Shane Richards, 2012-2016
Highest three-point percentage, season—45.8% by Charles Dubra, 1988-1989
Highest three-point percentage, career—41.8% by Charles Dubra, 1988-1992
Most free throws attempted, one game—27 by Gerry Cahill, 1953–1954
Most free throws made, one game—17 (of 17) by Luis Flores, 2003–2004
Most consecutive free throws made—38 by Xavier Turner, 2016-2017
Most points by an opponent, one game—53 by Tom Schwester, 1969–1970
Most dunks, season—56 by Stephen Grant, 1977–1978
Highest scoring average, season—25.7 by Larry Lembo, 1963–1964
Highest scoring average, career—23.0 by Luis Flores, 2001–2004
Highest Rebounding average, season—15.5 by Bill Campion, 1973–1974
Highest Rebounding average, career—14.5 by Bill Campion, 1972–1975
Highest field goal percentage, season—60.5 by Ed O'Connor, 1954–1955;
60.5 by Stephen Grant, 1977–1978

All-Time 100+ Point Games

Points vs. opponent	Score	Year
119 vs. Wagner	119–69	71–72
118 vs. Saint Peter's	118–95	63–64
114 vs. Southern Conn.	114–73	65–66
112 vs. Saint Peter's	112–137	69–70*
111 vs. Rutgers	111–88	64–65
111 vs. St. Francis (N.Y)	111–75	71–72
111 vs. Long Island	111–84	01–02
110 vs. Seton Hall	110–87	72–73
109 vs. CCNY	109–67	59–60
108 vs. Wagner	108–106	77–78
106 vs. N.Y.U.	106–81	57–58
106 vs. Lehigh	106–67	99–00
105 vs. Hartwick	105–62	54–55
105 vs. Southern Conn.	105–81	63–64
105 vs. Siena	105–89	75–76
105 vs. Fairfield	105–108	87–88
104 vs. Brooklyn	104–36	53–54**
104 vs. New Hampshire	104–81	90–91
103 vs. Marist	103–66	77–78
103 vs. Fordham	103–92	77–78
103 vs. Wagner	103–64	94–95
102 vs. Bridgeport	102–53	58–59
101 vs. Marist	101–96	17–18
101 vs. Bridgeport	101–63	54–55
101 vs. Adelphi	101–84	65–66
101 vs. Bridgeport	101–93	66–67
101 vs. Bridgeport	101–89	68–69
101 vs. Marist	101–65	72–73
101 vs. Wagner	101–55	72–73
100 vs. Connecticut	100–86	56–57
100 vs. Wagner	100–67	56–57
100 vs. West Virginia	100–101	73–74
100 vs. Fairfield	100–93	99–00

* highest total ever by an opponent

** Manhattan's largest ever margin of victory (68 points)

ALL-TIME NBA DRAFTEES

Name	Year	Team	Round
Ed O'Connor	1955	Milwaukee	8th
Gerry Paulson	1957	Cincinnati	3rd
Angelo Lombardo	1957	Philadelphia	3rd
Bob Mealy	1960	Philadelphia	3rd
Larry Lembo	1965	New York	6th
Bob Chlupsa	1967	San Diego	13th
Martin Baietti	1968	Atlanta	8th
Grady O'Malley	1969	2Atlanta	19th
John Marren	1970	New York	4th
Brian Mahoney	1971	Cleveland	5th
Richie Garner	1972	New York	10th
Mike Moore	1973	New York	7th
George Bucci	1975	Buffalo	3rd
Bill Campion	1975	Milwaukee	4th
Tom Lockhart	1976	Milwaukee	5th
Ricky Marsh	1977	Golden State	8th
Steve Grant	1978	Atlanta	3rd
Jo-Jo Walters	1979	Washington	8th
John Leonard	1982	New York	10th
Luis Flores	2004	Houston	2nd



Steve Masiello (125-127; 79-69 MAAC)

Eighth Year at Manhattan University of Kentucky

2x Metropolitan Coach of the Year

Steve Masiello is in his eighth year as the Head Coach of the Manhattan Men's Basketball program.

Masiello has overseen the development of 12 All-MAAC performers, seven MAAC Major Award winners, nine MAAC All-Academic performers and seven 1,000-point scorers at the school with two Metropolitan Coach of the Year Awards.

Last season, the Jaspers became first-ever team to win a game in Europe under Masiello's watch as Manhattan defeated Holy Cross 70-54 in the first game of the inaugural Belfast Classic.

Pauly Paulicap became the just the second player in school history to win MAAC Defensive Player of the Year honors, joining 3x winner Rhamel Brown '14.

Rich Williams '17 was named to the All-MAAC Second Team while Zane Waterman '18 earned All-MAAC Third Team recognition for the second-straight season.

Williams averaged 14.6 ppg and 4.8 rpg while Waterman garnered 11.9 ppg and 6.6 rpg en route to becoming just the 14th player in school history to earn at least two All-MAAC accolades.

In 2016-17, Masiello became just the fifth coach in school history to win 100 games in the Jaspers' thrilling 70-69 win over Niagara.

Under his guidance, Waterman developed into one of the top players in the league and earned All-MAAC Third Team honors, averaging 14.5 points and 7.0 rebounds per game.

During Masiello's tenure with Manhattan, he has experienced unprecedented success while leading the Jaspers to back-to-back MAAC Championships and subsequent trips to the NCAA Tournament.

Masiello, who has also guided Manhattan to three-straight MAAC Title game appearances and two 20-win campaigns, broke ESPN analyst and Jasper Hall of Fame selection Fran Fraschilla's school record for career MAAC Tournament wins with his eighth in Manhattan's 79-69 victory over Iona in the 2015 Championship Game.

Additionally, Masiello, who has been a member of the school's last four league titles, has a school-record nine MAAC Tournament wins and an impressive .643 winning percentage during tournament play.

In guiding the program to its second-straight MAAC Championship in 2014-15, the Jaspers capped the season with seven wins over their final nine games and were an impressive 9-4 over the final two months of the season.

Leading the charge in Manhattan's run to the 2015 MAAC Championship was Emmy Andujar '15, who earned First Team All-MAAC and MAAC All-Tournament accolades after ranking among the top-five in the circuit in scoring, rebounding, field goal percentage, assists and steals while graduating as the first player in school history to notch 1,300 points, 750 rebounds, 350 assists and 150 steals.

Far from a one-man team, Masiello also oversaw in the development of Ashton Pankey '15 and RaShawn Stores '16. Pankey earned Third Team All-MAAC honors before being named as the Most Outstanding Performer at the 2015 MAAC Championships. Stores paced the MAAC in assist/turnover ratio while spearheading a well-rounded Manhattan attack that featured a tenacious defense and a precision offense.

Shane Richards '16 battled injuries to earn MAAC All-Tournament Team honors while becoming the Jaspers' single-season and career three-point leader.

During Masiello's first seven years, his teams have continuously ranked among the NCAA's best in defensive categories such as blocks, steals, field goal percentage defense, three-point field goal percentage defense and turnover margin.

Four seasons ago, Manhattan went 25-8 and won the 2014 MAAC Championship over Iona by a 71-68 count. It was the Jaspers' first MAAC Title and first 25-win campaign since the 2003-2004 season. For his efforts, Masiello earned the prestigious 2014 Metropolitan Coach of the Year, awarded by the Met Basketball Writers Association.

In the landmark campaign, Brown earned his third-straight MAAC Defensive Player of the Year selection while George Beamon '14 collected his second First Team All-MAAC honor with Brown landing on the Third Team.

Despite a number of key early-season injuries in 2012-13, the Jaspers rallied to win eight of their last 11 games down the stretch. Manhattan reached the MAAC Championship game for the first time in nine years, coming up just three points short of reaching the NCAA Tournament in a miraculous run.

After the season, Brown was voted Second Team All-MAAC, Second Team All-Metropolitan and the MAAC Defensive Player of the Year. The accolades continued for the Jaspers as Richards earned MAAC Co-Rookie of the Year honors and was joined by Richards on the All-Rookie Team.

In his first season at Manhattan, the Jaspers enjoyed the biggest turnaround in the nation, posting 21 victories in 2011-2012, a NCAA-best 15-win improvement from the previous season. It went down as the largest turnaround in program history while the 21 wins were the second most wins by a Manhattan first-year head coach, trailing only Fraschilla's 23 set in 1992-1993.

As a result of the Jaspers' marked improvement, Masiello shared Metropolitan Co-Coach of the Year honors with Dan Hurley.

The Jaspers have also excelled in the classroom under Masiello as his players sport a perfect 100 percent graduation rate. Three players earned both MAAC All-Academic distinction and the prestigious Honors Court recognition by the National Association of Basketball Coaches (NABC) in 2012.

Masiello was named Manhattan's 23rd head coach in program history on April 11, 2011. He returned to his native New York after spending six years in the Big East as an assistant at Louisville under Rick Pitino.

Over his six-year tenure with the Cardinals, Masiello helped lead Louisville to a 148-61 (.708) overall record, six straight 20-win seasons and four NCAA Tournament appearances. The Cardinals advanced to the Elite Eight twice (2008 & 2009) during that time while Masiello played a vital role in building Louisville's 2009 Big East Championship team, which won 31 games, including a program record 16 in conference, and entered the NCAA Tournament as the No. 1 overall seed.

Masiello was named one of the nation's Top 25 collegiate assistant coaches according to FoxSports.com (2010) & Rivals.com (2007). He managed Louisville's game preparation and scouting responsibilities for his last three years with the program as the Cardinals amassed a 76-29 (.724) overall record, including a 39-15 (.722) mark in the Big East during this stretch.

Masiello is back in Riverdale for his second coaching tenure at Manhattan. He previously helped lead the Jaspers to three postseason appearances in four years (2001-2005) as an assistant, which included two MAAC Championships and subsequent trips to the NCAA Tournament (2003 & 2004) and one to the NIT (2002). Under his tutelage, Manhattan posted an 83-36 (.697) overall record with Masiello serving a key contributor to the Jaspers' coaching staff.

During that time Masiello also helped Manhattan to arguably one of the finest wins in program history when the Jaspers defeated Florida in the First Round of the 2004 NCAA Tournament. In terms of player development, Masiello helped Luis Flores '04 blossom into a NBA Player.

A four-year member of the Wildcats' basketball team, Masiello, played under head coaches Pitino (1996-1997) and Tubby Smith (1997-2000). During his playing career, Kentucky went to the Final Four twice (1997 & 1998), advancing to the National Championship game both times and winning the title in 1998. Masiello was named the Wildcats' co-captain his senior year.

@Steve_Masiello Information

Masiello's Winning Ways

As a Head Coach

Manhattan College (2011-present)

Season	Record	Finish
2018-2019	9-17	
2017-2018	14-17	MAAC Quarterfinals
2016-2017	10-22	MAAC First Round
2015-2016	13-18	MAAC Quarterfinals
2014-2015	19-14	NCAA Tournament First Round MAAC Champs
2013-2014	25-8	NCAA Tournament Second Round MAAC Champs
2012-2013	14-18	MAAC Finalists
2011-2012	21-13	CIT Second Round
Total	125-127	

As an Assistant coach

University of Louisville (2005 – 2011)

Season	Record	Finish
2010-2011	25-10	NCAA Tournament Second Round
2009-2010	20-13	NCAA Tournament Second Round
2008-2009	31-6	NCAA Tournament Elite Eight Big East Champs (Overall #1 Seed)
2007-2008	27-9	NCAA Tournament Elite Eight
2006-2007	24-10	NCAA Tournament Second Round
2005-2006	21-13	NIT Semifinals
Total	148-61	

Manhattan College (2001 – 2005)

Season	Record	Finish
2004-2005	15-14	MAAC Second Round
2003-2004	25-6	NCAA Tournament Second Round MAAC Champs
2002-2003	23-7	NCAA Tournament First Round MAAC Champs
2001-2002	20-9	NIT First Round
Total	83-36	

Playing career

University of Kentucky (1996 – 2000)

Season	Record	Finish
1999-2000	23-10	NCAA Tournament Second Round
1998-1999	28-9	NCAA Tournament Elite Eight SEC Champions
1997-1998	35-4	NCAA Tournament Champions SEC Champs
1996-1997	35-5	NCAA Tournament Runner-Up SEC Champs
Total	121-28	

* From 2010-11 until 2014-2015 the NCAA Play-In Games were officially denoted as the "First Round."


Quick Hits

- Named as one of the "25 Most Intriguing Coaches" In Division I By *Yahoo*.
- Slated as one of the "10 Coaches On The Rise" in Division I by *CBS Sports*.
- Has participated in the NCAA Tournament in 13 of his 21 seasons as a player or coach, including being a part of eight conference champions and one National Championship.
- Has been a part of four of Manhattan's five MAAC Championships and five of the Jaspers' 20-win campaigns during his nine full years in Riverdale (Assistant & HC).
- Guided Manhattan to its second-straight MAAC Championship in 2015.
- Led the Jaspers to the 2014 MAAC Title and the second-most wins (25) school history.
- Has guided Manhattan to 125 victories in eight seasons, ranking fifth all-time.
- Broke current *ESPN* analyst **Fran Fraschilla** school-record for MAAC victories with his eighth win in the 2015 MAAC Championship against Iona.
- Has led the Jaspers to three MAAC Championship games and a pair of title wins over Iona.
- Under his guidance, Manhattan had 16 road/neutral wins in 2013-2014, third most in the nation.
- In 2013, guided the Jaspers to their first MAAC championship game since 2004.
- Two-time Metropolitan Writers Association Co-Coach of the Year (2012 | 2014).
- Manhattan had the top turnaround in the nation with a 15-win improvement in 2011-2012 (all at NCAA Division I level), coming off a 6-25 overall record.
- Guided the Jaspers to 21 wins in 2011-2012, the second most for a rookie head coach in the program's 112-year history.
- In his 22-year collegiate career as a player or a coach, has a career record of 487-273, including 366-245 on the sidelines.
- Has accrued One National Title, One National Runner-Up Appearance, Two Final Fours, Six Elite Eight Berths, Eight Conference Championships, 13 NCAA Appearances and 15 20-Win Campaigns.
- Last year, **Rich Williams** earned All-MAAC Second Team accolades with **Zane Waterman** garnering All-MAAC Third Team honors.
- Three years ago, **Shane Richards** earned First Team All-MAAC honors and graduated as one of just five MAAC players with over 300 career three pointers.
- Four seasons ago, **Emmy Andujar** blossomed into a First Team All-MAAC selection after leading the team and ranking among the top-five in the league in scoring, rebounding, assists and steals.
- Joining Andujar with All-MAAC recognition was **Ashton Pankey**, who secured Third Team accolades.
- Pankey also was named the 2015 MAAC Tournament Most Outstanding Player while Andujar & Richards were named to the All-Tournament team.
- He also oversaw the development of three-time MAAC Defensive Player of the Year **Rhamel Brown**, two-time First Team All-MAAC selection and 2014 MAAC MOP **George Beamon** and 2014 Third Team All-MAAC selection **Michael Alvarado**.
- * Leaves a chair on the bench for his late father Stephen while his mother Kit attends every game and sits directly behind the bench.



LAST 4 MANHATTAN BOX SCORES


Game 23 - Manhattan 73 Rider 66 (2/5/19)



Official Basketball Box Score - Game Totals - Final Statistics

Rider vs Manhattan

02/05/19 7:05 pm at Riverdale, NY - Draddy Gymnasium



Rider 66 • 12-10; 7-3 MAAC

#	Player	Total	FG-FGA	3-Pr FG-FGA	FT-FTA	Rebounds Off Def Tot	PF	TP	A	TO	Bk	Stl	Min						
14	Dimencio Vaughn	7-12	4-6	4-6	1 7	8	0	22	0	2	2	1	34						
20	Tyere Marshall	1-4	0-0	2-4	2 7	9	2	4	3	1	0	0	19						
02	Jordan Allen	3-12	2-11	0-0	0 1	1	0	8	0	0	0	0	31						
12	Anthony Durham	2-4	0-1	2-3	2 1	3	5	8	2	1	0	2	27						
23	Stevie Jordan	2-4	1-2	3-4	0 1	1	2	8	2	4	1	3	32						
11	Devine Eke	3-6	0-0	1-2	2 2	4	3	7	1	2	0	1	20						
13	Frederick Scott	3-4	0-1	5-7	0 3	3	2	11	0	4	2	1	20						
22	Kimar Williams	0-0	0-0	0-0	0 1	1	4	0	3	3	0	0	17						
	Team				1 0	1													
	Totals	21-46	7-21	17-26	8 23	31	18	66	11	17	5	9	200						

FG % 1st Half: 12-24 50.0%

2nd half: 9-22 40.9%

Game: 21-46 45.7%

Deadball Rebounds 5

3FG % 1st Half: 5-11 45.5%

2nd half: 2-10 20.0%

Game: 7-21 33.3%

FT % 1st Half: 6-8 75.0%

2nd half: 11-18 61.1%

Game: 17-26 65.4%

Manhattan 73 • 7-16; 5-6 MAAC

#	Player	Total	FG-FGA	3-Pr FG-FGA	FT-FTA	Rebounds Off Def Tot	PF	TP	A	TO	Bk	Stl	Min						
00	Williams, Warren	1-1	0-0	0-0	0 0	0	4	2	0	1	0	0	4						
14	Reynolds, Tyler	1-8	1-1	1-2	1 6	7	1	23	1	1	0	0	34						
04	Stewart, Samir	4-6	4-5	7-8	1 0	1	3	19	5	5	0	2	29						
10	Mack, Nehemiah	2-2	1-1	0-1	0 0	0	2	5	2	1	0	1	25						
12	Hinckson, Christian	1-6	0-1	2-6	1 4	5	3	4	0	3	2	1	26						
02	Lasko, Ethan	0-0	0-0	0-0	0 0	0	0	0	0	0	0	0	1						
03	Buchanan, Elijah	0-3	0-1	1-2	0 1	1	3	1	0	2	0	0	11						
11	Schreier, Daniel	0-1	0-1	0-0	1 2	3	1	0	0	0	1	0	7						
22	Capuano, Thomas	1-3	1-1	0-0	1 1	2	1	3	2	0	0	0	14						
23	Greene, Tykei	3-8	0-2	0-0	0 2	2	1	6	1	1	0	0	21						
24	Ebube, Ebube	5-7	0-1	0-0	2 3	4	10	2	0	2	0	0	26						
00	Diallo, Ibrahima	0-0	0-0	0-0	0 0	0	0	0	0	0	0	0	2						
	Team				1 2	3		2											
	Totals	25-51	12-24	11-19	8 21	29	23	73	16	16	5	5	200						

FG % 1st Half: 11-24 45.8%

2nd half: 14-27 51.9%

Game: 25-51 49.0%

Deadball Rebounds 3

3FG % 1st Half: 6-13 46.2%

2nd half: 6-11 54.5%

Game: 12-24 50.0%

FT % 1st Half: 3-8 37.5%

2nd half: 8-11 72.7%

Game: 11-19 57.9%

Officials: Clarence Armstrong, Edwin Young, Sean Campbell

Technical fouls: Rider-None. Manhattan-None.

Attendance: 937

Rider #13 Technical Foul-Class B in the 2nd half at 9:27

Score by periods		1st	2nd	Total																
Rider		35	31	66																
Manhattan		31	42	73																

Last FG - RIDER 2nd-00:35, MAN 2nd-03:11.

Largest lead - RIDER by 9 1st-05:43, MAN by 8 2nd-04:59.

RIDER led for 25:03, MAN led for 11:22. Game was tied for 03:35.

Points In Off 2nd Fast



RIDER 26 22 6 14 18

MAN 22 20 13 7 20

Score tied - 6 times.

Lead changed - 8 times.

Game 24 - Siena 51 Manhattan 49 (2/8/19)

Official Basketball Box Score - Game Totals - Final Statistics

Siena vs Manhattan

02/08/19 7:05 pm at Riverdale, NY - Draddy Gymnasium

Siena 51 • 12-12; 7-4 MAAC

#	Player	Total	FG-FGA	3-Pr FG-FGA	FT-FTA	Rebounds Off Def Tot	PF	TP	A	TO	Bk	Stl	Min
23	Seymour, Sloan	3-10	2-8	0-0	1 0	1	0	8	0	0	0	0	24
32	Fisher, Evan	8-15	0-0	2-2	1 5	6	2	18	1	1	0	0	35
34	Degnan, Kevin	1-9	0-4	0-0	2 3	5	2	2	3	1	0	2	36
03	Camper, Manny	2-3	0-0	1-4	2 1	3	5	3	1	0	1	1	29
22	Pickett, Jalen	2-8	0-3	5-7	0 2	2	1	9	3	4	1	1	34
01	Bayer, Braden	0-1	0-1	0-0	0 0	0	0	0	0	0	0	0	2
05	Smithen, Kadeem	3-5	1-3	2-2	0 8	8	1	9	2	1	0	3	31
11	Huerter, Jr., Thomas	0-0	0-0	0-0	0 0	0	0	0	0	0	0	0	4
42	Tchougang, Denzel	0-0	0-0	0-0	0 0	1	0	0	0	0	0	0	5
	Team				2 2	4							
	Totals	19-51	3-19	10-15	8 21	29	10	51	12	8	1	7	200

FG % 1st Half: 6-24 25.0% 2nd half: 13-27 48.1% Game: 19-51 37.3% Deadball Rebounds 1
3FG % 1st Half: 0-10 0.0% 2nd half: 3-9 33.3% Game: 3-19 15.8%
FT % 1st Half: 4-5 80.0% 2nd half: 6-10 60.0% Game: 10-15 66.7%

Manhattan 49 • 7-17; 5-7 MAAC

#	Player	Total	FG-FGA	3-Pr FG-FGA	FT-FTA	Rebounds Off Def Tot	PF	TP	A	TO	Bk	Stl	Min
00	Williams, Warren	4-8	0-1	1-2	0 1	1	1	9	0	3	1	1	24
12	Hinckson, Christian	1-2	0-0	1-2	1 2	3	0	3	0	0	0	1	19
14	Reynolds, Tyler	6-10	4-6	2-2	0 9	9	1	18	2	3	0	0	36
04	Stewart, Samir	1-3	1-3	0-0	0 3	3	4	3	3	3	0	1	22
10	Mack, Nehemiah	2-7	0-4	0-0	0 1	1	1	4	2	2	0	0	34
02	Lasko, Ethan	0-0	0-0	0-0	0 0	0	0	0	0	0	0	0	1
03	Buchanan, Elijah	0-3	0-1	0-2	1 2	3	3	0	0	2	0	0	15
15	Schreier, Daniel	0-2	0-0	0-0	1 0	1	0	2	0	0	0	0	2
02	Czapiano, Thomas	1-2	0-1	0-0	0 1	1	3	0	2	2	0	0	19
23	Greene, Tyler	0-3	0-2	3-4	0 3	3	0	3	0	1	0	1	12
24	Ebube, Ebube	3-5	1-3	0-0	2 6	8	2	7	0	0	2	0	26
	Team				2 2	2							
	Totals	18-45	6-23	7-12	7 28	35	15	49	9	16	3	5	200

FG % 1st Half: 7-19 36.8% 2nd half: 11-26 42.3% Game: 18-45 40.0% Deadball Rebounds 4
3FG % 1st Half: 2-9 22.2% 2nd half: 4-14 28.6% Game: 6-23 26.1%
FT % 1st Half: 1-2 50.0% 2nd half: 6-10 60.0% Game: 7-12 58.3%

Officials: Brandon Cruz, Ken Clark, Justin Simon

Technical fouls: Siena-Degnan, Kevin. Manhattan-None.

Attendance: 1364

Score by periods

	1st	2nd	3rd	4th
Siena	16	35	51	
Manhattan	17	32	49	

Last FG - Siena 2nd 01:33, MAN 2nd 00:04.
Largest lead - Siena by 14 2nd 06:59, MAN by 6 1st 08:48.
Sied led for 18:46, MAN led for 18:50. Game was tied for 02:22.

Score tied - 2 times.

Lead changed - 1 time.



22

#22 Capuano, Thomas																						
				Total		3-Pointers		Free throws		Rebounds												
Opponent	Date	gs	min	fg-fga	pct	3fg-fga	pct	ft-fia	pct	off	def	tot	avg	pf	a	t/o	blk	stl	pts	avg		
ELON	11/06/18	*	31	4-12	.333	2-4	.500	0-0	.000	0	8	8	8.0	3	4	0	0	1	10	10.0		
at UMC	11/12/18		20	3-7	.429	3-6	.500	0-0	.000	0	2	2	5.0	2	0	3	0	1	9	9.5		
vs Coastal Carolina	11/16/18		26	1-2	.500	1-1	1.000	4-8	.500	0	3	3	4.3	2	1	1	0	2	7	8.7		
at Northern Kentucky	11/17/18		26	2-7	.286	2-4	.500	3-4	.750	0	4	4	4.3	2	2	3	0	0	9	8.8		
vs UNC Asheville	11/18/18		21	2-3	.667	2-2	1.000	0-0	.000	1	0	1	3.6	1	0	1	0	1	6	8.2		
at George Washington	11/24/18		15	0-3	.000	0-3	.000	0-0	.000	0	0	0	3.0	0	1	2	0	2	0	6.8		
FORDHAM	12/01/18	*	31	0-3	.000	0-1	.000	2-2	1.000	0	2	2	2.9	2	4	0	0	1	2	6.1		
STONY BROOK	12/05/18	*	24	2-5	.400	0-3	.000	0-0	.000	1	1	2	2.8	1	1	0	0	0	4	5.9		
HOFSTRA	12/10/18		18	1-6	.167	1-4	.250	0-0	.000	0	3	3	2.8	0	0	0	0	0	3	5.6		
at UConn	12/15/18	*	29	0-4	.000	0-3	.000	2-3	.667	0	4	4	2.9	1	3	2	0	2	2	5.2		
at UAlbany	12/20/18	*	30	3-5	.600	2-3	.667	0-0	.000	0	1	1	2.7	4	4	1	0	2	8	5.5		
at St. Francis Brooklyn	12/23/18	*	37	3-7	.429	2-3	.667	0-0	.000	0	2	2	2.7	4	2	1	0	2	8	5.7		
QUINNIPAC	01/03/19	*	35	5-8	.625	2-5	.400	1-1	1.000	1	0	1	2.5	3	0	4	0	2	13	6.2		
NIAGARA	01/05/19	*	19	4-8	.500	2-6	.333	0-0	.000	2	3	5	2.7	3	1	0	0	0	10	6.5		
at Marist	01/08/19	*	29	3-8	.375	2-6	.333	0-0	.000	0	1	1	2.6	2	4	1	0	2	8	6.6		
at Monmouth	01/12/19	*	20	4-11	.364	3-6	.500	0-1	.000	2	0	2	2.6	0	2	0	0	1	11	6.9		
at Saint Peter's	01/17/19		22	4-6	.667	1-3	.333	0-0	.000	0	0	0	2.4	2	4	0	0	2	9	7.0		
at Rider	01/19/19		23	3-8	.375	1-4	.250	0-0	.000	0	5	5	2.6	0	1	3	0	1	7	7.0		
MARIST	01/21/19		22	0-1	.000	0-0	.000	0-0	.000	0	1	1	2.5	1	2	0	0	1	0	6.6		
at Siena	01/26/19		24	1-4	.250	0-2	.000	0-0	.000	5	5	5	2.6	0	1	1	0	0	2	6.4		
FAIRFIELD	01/31/19		14	1-3	.333	0-1	.000	0-0	.000	1	2	3	2.6	2	2	0	0	0	2	6.2		
SAINT PETER'S	02/02/19		13	0-1	.000	0-1	.000	0-0	.000	0	0	0	2.5	1	1	2	0	0	0	5.9		
RIDER	02/05/19		14	1-3	.333	1-1	1.000	0-0	.000	1	1	2	2.5	1	2	0	0	1	3	5.8		
SIENA	02/08/19		19	0-2	.000	0-2	.000	0-0	.000	0	1	1	2.4	3	2	2	0	0	0	5.5		
at Niagara	02/15/19		21	1-3	.333	1-2	.500	0-0	.000	0	0	0	2.3	0	3	0	0	1	3	5.4		
at Canisius	02/17/19		9	1-1	1.000	1-1	1.000	0-0	.000	0	0	0	2.2	1	0	2	0	0	3	5.3		
Totals			10	592	49-131	.374	29-77	.377	12-19	632	9	49	58	2.2	41	45	31	0	25	139	5.3	

			Total		3-Point		F-Throws		Rebounds											Scoring	
Season	gp-gs	min/avg	fg-fga	pct	fg-fga	pct	ft-fa	pct	off	def	tot	avg	pf	fo	ast	to	blk	stl	pts	avg	
2015-16	31-9	824/26.6	59-149	.396	29-79	.367	11-20	.550	11	41	52	1.7	64	2	58	33	0	43	158	5.1	
2016-17	32-24	872/27.3	70-176	.398	32-97	.330	25-34	.735	9	74	83	2.6	77	4	52	38	1	36	197	6.2	
2017-18	31-23	705/22.7	60-122	.492	31-61	.508	6-14	.429	11	49	60	1.9	59	3	36	26	2	18	157	5.1	
2018-19	26-10	592/22.8	49-131	.374	29-77	.377	12-19	.632	9	49	58	2.2	41	0	45	31	0	25	139	5.3	
TOTAL	120-66	2993/24.9	238-578	.412	121-314	.385	54-87	.621	40	213	253	2.1	241	9	191	128	3	122	651	5.4	



Ibrahima Diallo

Forward * 6-10 * 245 * GS

Dakar, Senegal

Rutgers

30



Manhattan Career | Season Game-Highs

Career Highs

Points	9 v(2x last) at GW (11/24/18)
Rebounds	7 vs. Seton Hall (12/5/15)
Assists	1 (6x last) at Saint Peter's (1/17/19)
Steals	3 vs. Molloy (11/11/16)
Blocks	3 (2x last) at Seton Hall (12/23/16)
FG Made	4 (2x last) at GW (11/24/18)
FG Attempts	8 vs. CCSU (12/8/15)
FT Made	2 (3x last) at Marist (1/2/18)
FT Attempts	4 at GW (11/24/18)
3-Pt. Made	N/A
3-Pt. Attempts	N/A
Minutes	26 vs. CCSU (12/8/15)

2018-19 Season Highs


Points	9 at GW (11/24/18)
Rebounds	3 (2x last) vs. Quinnipiac (1/3/19)
Assists	1 (2x last) at Saint Peter's (1/17/19)
Steals	2 at Saint Peter's (1/17/19)
Blocks	1 at UAlbany (12/20/18)
FG Made	4 at GW (11/24/18)
FG Attempts	7 at GW (11/24/18)
FT Made	1 (2x last) at GW (11/24/18)
FT Attempts	4 at GW (11/24/18)
3-Pt. Made	N/A
3-Pt. Attempts	N/A
Minutes	17 at Saint Peter's (1/17/19)

2018-19 Game-By-Game Stats

#30 Diallo, Ibrahima																			
Opponent	Date	gs	min	Total		3-Pointers		Free throws		Rebounds				pf	a	t/o	blk	stl	pts
				fg-fga	pct	3fg-fga	pct	ft-fa	pct	off	def	tot	avg						avg
ELON	11/06/18	*	7	0-0	.000	0-0	.000	0-0	.000	0	0	0	0.0	0	0	0	0	0	0.0
at UMBC	11/12/18		7	0-0	.000	0-0	.000	1-2	.500	2	0	2	1.0	1	0	1	0	0	0.5
vs Coastal Carolina	11/16/18		4	0-0	.000	0-0	.000	0-0	.000	0	0	0	0.7	0	0	1	0	0	0.3
at Northern Kentucky	11/17/18		8	1-1	1.000	0-0	.000	0-0	.000	1	1	2	1.0	2	1	0	0	0	0.8
vs UNC Asheville	11/18/18		5	0-0	.000	0-0	.000	0-0	.000	0	0	0	0.8	1	0	1	0	0	0.6
at George Washington	11/24/18		16	4-7	.571	0-0	.000	1-4	.250	2	1	3	1.2	1	0	0	0	0	2.0
at UConn	12/15/18		1	0-0	.000	0-0	.000	0-0	.000	0	0	0	1.0	0	0	0	0	0	1.7
at UAlbany	12/20/18		9	3-4	.750	0-0	.000	0-0	.000	1	1	2	1.1	1	0	1	1	0	2.3
at St. Francis Brooklyn	12/23/18		7	1-1	1.000	0-0	.000	0-0	.000	0	1	1	1.1	0	0	0	0	0	2.2
QUINNIPAC	01/03/19		11	1-1	1.000	0-0	.000	0-0	.000	1	2	3	1.3	0	0	2	0	1	2.2
NIAGARA	01/05/19		4	0-2	.000	0-0	.000	0-0	.000	1	0	1	1.3	0	0	0	0	0	2.0
at Monmouth	01/12/19		6	1-2	.500	0-0	.000	0-1	.000	1	0	1	1.3	2	0	0	0	0	2.0
at Saint Peter's	01/17/19		17	2-5	.400	0-0	.000	0-0	.000	1	1	2	1.3	2	1	1	0	2	2.2
at Rider	01/19/19		9	1-1	1.000	0-0	.000	0-0	.000	0	1	1	1.3	5	0	1	0	1	2.1
at Siena	01/26/19		7	0-1	.000	0-0	.000	0-0	.000	0	0	0	1.2	0	0	0	0	1	2.0
SAINT PETER'S	02/02/19		10	0-3	.000	0-0	.000	0-0	.000	0	2	2	1.3	4	0	1	0	1	1.9
RIDER	02/05/19		2	0-0	.000	0-0	.000	0-0	.000	0	0	0	1.2	0	0	0	0	0	1.8
Totals			130	14-28	.500	0-0	.000	2-7	.286	10	10	20	1.2	19	2	9	1	6	1.8

Ibrahima Diallo (10/10/95) - 23 - * Career Statistics

			Total		3-Point		F-Throws		Rebounds											Scoring	
Season	gp-gs	min/avg	fg-fga	pct	fg-fga	pct	ft-fa	pct	off	def	tot	avg	pf	fo	ast	to	blk	stl	pts	avg	
2015-16*	14-0	219/15.6	21-46	.457	0-0	.000	9-20	.450	16	31	47	3.4	41	3	3	12	7	2	51	3.6	
2016-17*	18-0	150/8.3	6-26	.231	0-0	.000	3-8	.375	13	19	32	1.8	30	2	5	9	11	5	15	0.8	
2017-18	7-0	16/2.3	1-4	.250	0-0	.000	2-3	.667	3	6	9	1.3	5	0	0	3	0	0	4	0.6	
2018-19	16-1	128/8.0	14-28	.500	0-0	.000	2-7	.286	10	10	20	1.3	19	1	2	9	1	6	30	1.9	
TOTAL	23-1	144/6.3	15-32	.469	0-0	.000	4-10	.400	13	16	29	1.3	24	1	2	12	1	6	34	1.5	
All*	55-1	513/9.3	42-104	.404	0-0	.000	16-38	.421	42	66	108	2.0	95	6	10	33	19	13	100	1.8	



Manhattan Career | Season Game-Highs

Career Highs

Points	12 (2x last) vs. Niagara (1/10/17)
Rebounds	11 at Quinnipiac (1/7/17)
Assists	2 (3x last) at UConn (12/15/18)
Steals	2 (6x last) at Monmouth (1/12/19)
Blocks	1 (3x last) at Rider (1/19/19)
FG Made	5 (2x last) vs. Niagara (1/10/17)
FG Attempts	15 at Quinnipiac (1/7/17)
FT Made	5 vs. Siena (1/22/17)
FT Attempts	7 at Quinnipiac (1/7/17)
3-Pt. Made	1 (3x last) at Saint Peter's (1/17/19)
3-Pt. Attempts	2 (4x last) at UConn (12/15/18)
Minutes	30 at Saint Peter's (1/17/19)

2018-19 Season Highs


Points	9 vs. Marist (1/21/19)
Rebounds	7 at UMBC (11/12/18)
Assists	2 at UConn (12/15/18)
Steals	2 (3x last) at Monmouth (1/12/19)
Blocks	1 (3x last) at Rider (1/19/19)
FG Made	4 (2x last) vs. Marist (1/21/19)
FG Attempts	9 vs. Marist (1/21/19)
FT Made	2 vs. Hofstra (12/10/18)
FT Attempts	4 (2x last) vs. Hofstra (12/10/18)
3-Pt. Made	1 (2x last) at Saint Peter's (1/17/19)
3-Pt. Attempts	2 (2x last) at UConn (12/15/18)
Minutes	30 at Saint Peter's (1/17/19)

2018-19 Game-By-Game Stats

#52 Usilo, Samson																			
Opponent	Date	gs	min	Total		3-Pointers		Free throws		Rebounds				pf	a	t/o	blk	stl	pts
				fg-fga	pct	3fg-fga	pct	ft-fa	pct	off	def	tot	avg						avg
ELON	11/06/18		20	4-7	.571	0-2	.000	0-0	.000	0	1	1	1.0	2	0	2	0	1	8
at UMBC	11/12/18	*	23	3-4	.750	0-1	.000	1-4	.250	1	6	7	4.0	2	0	0	0	1	7
vs Coastal Carolina	11/16/18	*	13	0-2	.000	0-0	.000	1-2	.500	0	2	2	3.3	2	0	1	1	0	5
at Northern Kentucky	11/17/18		6	1-3	.333	0-1	.000	0-0	.000	0	1	1	2.8	1	0	0	0	0	4
STONY BROOK	12/05/18		3	0-0	.000	0-0	.000	0-0	.000	0	1	1	2.4	0	0	0	0	0	3
HOFSTRA	12/10/18		7	0-0	.000	0-0	.000	2-4	.500	0	0	0	2.0	2	1	0	1	0	3
at UConn	12/15/18		21	2-5	.400	1-2	.500	0-0	.000	1	5	6	2.6	2	2	4	0	1	5
at UAlbany	12/20/18	*	15	0-0	.000	0-0	.000	0-0	.000	0	4	4	2.8	1	1	2	0	2	3
at St. Francis Brooklyn	12/23/18	*	13	1-1	1.000	0-0	.000	0-0	.000	0	2	2	2.7	4	1	3	0	2	3
QUINNIPAC	01/03/19		3	0-0	.000	0-0	.000	0-0	.000	0	0	0	2.4	0	0	0	0	1	0
at Marist	01/08/19		6	1-1	1.000	0-0	.000	1-3	.333	0	0	0	2.2	0	0	0	0	0	3
at Monmouth	01/12/19		23	1-4	.250	0-0	.000	0-3	.000	2	2	4	2.3	5	0	1	0	2	2
at Saint Peter's	01/17/19		30	2-5	.400	1-1	1.000	1-3	.333	2	3	5	2.5	1	1	1	0	0	6
at Rider	01/19/19		18	1-3	.333	0-0	.000	0-2	.000	0	3	3	2.6	0	1	1	1	0	2
MARIST	01/21/19		24	4-9	.444	0-1	.000	1-1	1.000	2	4	6	2.8	4	1	2	0	0	9
at Siena	01/26/19		6	0-0	.000	0-0	.000	0-0	.000	0	2	2	2.8	1	0	3	0	0	3
at Niagara	02/15/19		2	0-0	.000	0-0	.000	0-0	.000	0	0	0	2.6	0	0	1	0	0	2
at Canisius	02/17/19		11	3-3	1.000	0-0	.000	0-1	.000	0	1	1	2.5	1	0	0	0	1	6
Totals		4	244	23-47	.489	2-8	.250	7-23	.304	8	37	45	2.5	28	8	21	3	11	55

Samson Usilo (11/24/95) - 23 - * Career Statistics

Season	gp-gs min/avg		Total		3-Point		F-Throws		Rebounds				Scoring					
			fg-fga	pct	fg-fga	pct	ft-fa	pct	off	def	tot	avg	pf	fo	ast	to	blk	stl
2016-17	30-14	405/13.5	35-99	.354	1-8	.125	24-51	.471	35	62	97	3.2	45	0	10	34	10	14
2018-19	18-4	244/13.6	23-47	.489	2-8	.250	7-23	.304	8	37	45	2.5	28	1	8	21	3	11
TOTAL	48-18	649/13.5	58-146	.397	3-16	.188	31-74	.419	43	99	142	3.0	73	1	18	55	13	25



Manhattan Career | Season Game-Highs

Career Highs

Points	24 vs. Stony Brook (12/5/18)
Rebounds	13 (3x last) at Iona (2/23/18)
Assists	2 (2x last) at No. 22 Seton Hall (12/23/17)
Steals	2 at Siena (2/2/18)
Blocks	6 (2x last) vs. Canisius (1/19/18)
FG Made	8 (2x last) at Marist (1/2/18)
FG Attempts	15 at Fairfield (1/11/18)
FT Made	10 (2x last) vs. Stony Brook (12/5/18)
FT Attempts	13 vs. Fordham (12/1/18)
3-Pt. Made	N/A
3-Pt. Attempts	N/A
Minutes	34 at Siena (2/2/18)

2018-19 Season Highs

Points	24 vs. Stony Brook (12/5/18)
Rebounds	10 vs. Stony Brook (12/5/18)
Assists	1 vs. Niagara (1/5/19)
Steals	1 (6x last) vs. Niagara (1/5/19)
Blocks	5 vs. Stony Brook (12/5/18)
FG Made	7 vs. Stony Brook (12/5/18)
FG Attempts	14 vs. Stony Brook (12/5/18)
FT Made	10 vs. Stony Brook (12/5/18)
FT Attempts	13 vs. Fordham (12/1/18)
3-Pt. Made	N/A
3-Pt. Attempts	N/A
Minutes	27 vs. Stony Brook (12/5/18)

2018-19 Game-By-Game Stats

#33 Paulicap, Pauly																	
Opponent	Date	gs	min	Total		3-Pointers		Free throws		Rebounds				pf	a	t/o	blk
				fg-fga	pct	3fg-fga	pct	ft-fga	pct	off	def	tot	avg				
at George Washington	11/24/18		5	0-2	.000	0-0	.000	0-0	.000	0	0	0	0.0	2	0	2	0
FORDHAM	12/01/18	*	22	4-7	.571	0-0	.000	7-13	.538	5	1	6	3.0	2	0	2	0
STONY BROOK	12/05/18	*	27	7-14	.500	0-0	.000	10-11	.909	4	6	10	5.3	4	0	1	5
HOFSTRA	12/10/18	*	11	1-4	.250	0-0	.000	0-0	.000	1	0	1	4.3	2	0	0	0
at UConn	12/15/18	*	19	2-5	.400	0-0	.000	0-2	.000	1	1	2	3.8	4	0	1	0
at UAlbany	12/20/18	*	9	2-3	.667	0-0	.000	0-0	.000	1	0	1	3.3	5	0	1	0
at St. Francis Brooklyn	12/23/18	*	23	6-11	.545	0-0	.000	5-7	.714	1	3	4	3.4	2	0	2	4
QUINNIPIAC	01/03/19	*	11	1-5	.200	0-0	.000	1-1	1.000	1	4	5	3.6	4	0	0	0
NIAGARA	01/05/19	*	22	5-7	.714	0-0	.000	0-1	.000	0	4	4	3.7	4	1	1	2
at Marist	01/08/19	*	18	2-8	.250	0-0	.000	2-2	1.000	4	2	6	3.9	4	0	1	0
Totals		9	167	30-66	.455	0-0	.000	25-37	.676	18	21	39	3.9	33	1	11	11

Pauly Paulicap (5/9/97) - 21 - * Career Statistics

Season	gp-gs	min/avg	Total		3-Point		F-Throws		Rebounds				Scoring				
			fg-fga	pct	fg-fga	pct	ft-fga	pct	off	def	tot	avg	pts	fo	ast	to	blk
2017-18	31-31	734/23.7	111-199	.558	0-0	.000	88-142	.620	92	122	214	6.9	106	5	8	50	78
2018-19	10-9	167/16.7	30-66	.455	0-0	.000	25-37	.676	18	21	39	3.9	33	1	11	11	6
TOTAL	41-40	901/22.0	141-265	.532	0-0	.000	113-179	.631	110	143	253	6.2	139	6	9	61	89




Tyler Reynolds

Forward * 6-7 * 215 * Junior

Syracuse, NY

Harcum College



14

Manhattan Career Game-Highs

Career Highs


Points	23 vs. Rider (2/5/19)
Rebounds	9 vs. Siena (2/8/19)
Assists	3 (2x last) at Canisius (2/17/19)
Steals	2 (2x last) at Canisius (2/17/19)
Blocks	1 (3x last) at Saint Peter's (2/2/19)
FG Made	8 vs. Rider (2/5/19)
FG Attempts	14 vs. Rider (2/5/19)
FT Made	4 vs. Fairfield (1/31/19)
FT Attempts	4 vs. Fairfield (1/31/19)
3-Pt. Made	6 vs. Rider (2/5/19)
3-Pt. Attempts	11 vs. Rider (2/5/19)
Minutes	36 vs. Siena (2/8/19)

2018-19 Game-By-Game Stats

#14 Reynolds, Tyler																					
Opponent	Date	gs	min	Total		3-Pointers		Free throws		Rebounds				pf	a	t/o	blk	stl	pts	avg	
				fg-fga	pct	3fg-fga	pct	ft-fa	pct	off	def	tot	avg								
ELON	11/06/18		2	0-0	.000	0-0	.000	0-0	.000	0	0	0	0.0	0	0	0	0	0	0.0		
at UMBC	11/12/18	*	16	2-5	.400	2-5	.400	0-0	.000	0	1	1	0.5	0	0	2	0	0	6	3.0	
vs Coastal Carolina	11/16/18		21	4-8	.500	4-7	.571	0-0	.000	0	3	3	1.3	2	0	1	0	0	12	6.0	
at Northern Kentucky	11/17/18		8	1-2	.500	1-2	.500	0-0	.000	0	0	0	1.0	2	1	0	0	1	3	5.3	
vs UNC Asheville	11/18/18		29	5-12	.417	5-10	.500	0-0	.000	0	4	4	1.6	2	2	2	0	1	15	7.2	
at George Washington	11/24/18		11	0-2	.000	0-2	.000	0-0	.000	0	0	0	1.3	1	0	1	0	1	0	6.0	
FORDHAM	12/01/18		22	2-5	.400	2-4	.500	0-0	.000	0	3	3	1.6	1	0	0	0	0	6	6.0	
STONY BROOK	12/05/18		31	2-6	.333	2-5	.400	0-0	.000	0	2	2	1.6	2	0	1	0	1	6	6.0	
HOFSTRA	12/10/18	*	19	3-7	.429	3-7	.429	0-0	.000	0	4	4	1.9	0	3	1	1	0	9	6.3	
at UConn	12/15/18		9	1-2	.500	1-2	.500	0-0	.000	2	2	4	2.1	0	0	2	0	0	3	6.0	
at UAlbany	12/20/18		17	1-5	.200	0-4	.000	0-0	.000	0	2	2	2.1	1	0	1	0	1	2	5.6	
at St. Francis Brooklyn	12/23/18		4	1-1	1.000	0-0	.000	0-0	.000	0	0	0	1.9	0	0	0	0	1	2	5.3	
QUINNIPIAC	01/03/19	*	10	2-5	.400	1-4	.250	0-0	.000	0	0	0	1.8	2	0	2	0	0	5	5.3	
NIAGARA	01/05/19	*	26	3-6	.500	3-6	.500	1-2	.500	0	0	0	1.6	2	1	0	0	0	10	5.6	
at Marist	01/08/19	*	17	2-7	.286	2-7	.286	0-0	.000	1	5	6	1.9	3	1	2	0	1	6	5.7	
at Monmouth	01/12/19	*	15	3-4	.750	3-3	1.000	0-0	.000	0	1	1	1.9	2	0	1	0	0	9	5.9	
at Saint Peter's	01/17/19	*	31	3-9	.333	1-7	.143	2-2	1.000	1	3	4	2.0	1	0	2	0	1	9	6.1	
at Rider	01/19/19	*	23	4-9	.444	3-8	.375	0-0	.000	0	2	2	2.0	2	1	1	0	0	11	6.3	
MARIST	01/21/19	*	16	1-3	.333	0-2	.000	0-0	.000	0	2	2	2.0	0	0	0	0	0	2	6.1	
at Siena	01/26/19	*	25	4-8	.500	2-4	.500	2-2	1.000	0	4	4	2.1	0	0	1	1	1	12	6.4	
FAIRFIELD	01/31/19	*	27	5-8	.625	3-6	.500	4-4	1.000	0	6	6	2.3	1	1	0	0	1	17	6.9	
SAINT PETER'S	02/02/19	*	22	4-9	.444	1-3	.333	0-0	.000	0	2	2	2.3	1	1	0	1	2	9	7.0	
RIDER	02/05/19	*	34	8-14	.571	6-11	.545	1-2	.500	1	6	7	2.5	1	1	1	0	0	23	7.7	
SIENA	02/08/19	*	36	6-10	.600	4-6	.667	2-2	1.000	0	9	9	2.8	1	2	3	0	0	18	8.1	
at Niagara	02/15/19	*	22	1-11	.091	1-7	.143	2-2	1.000	0	7	7	2.9	0	0	0	0	0	5	8.0	
at Canisius	02/17/19	*	21	4-6	.667	2-4	.500	0-0	.000	0	3	3	2.9	0	3	0	0	2	10	8.1	
Totals			16	514	72-164	.439	52-126	.413	14-16	.875	5	71	76	2.9	27	17	25	3	14	210	8.1

Tyler Reynolds (3/20/97) - 21 - * Career Statistics

Season	gp-gs	min/avg	Total		3-Point		F-Throws		Rebounds				Scoring					
			fg-fga	pct	fg-fga	pct	ft-fa	pct	off	def	tot	avg	pts	fo	ast	to	blk	stl
2018-19	26-16	514/19.8	72-164	.439	52-126	.413	14-16	.875	5	71	76	2.9	27	0	17	25	3	14
TOTAL	26-16	514/19.8	72-164	.439	52-126	.413	14-16	.875	5	71	76	2.9	27	0	17	25	3	14




Ebube Ebube

Forward * 6-7 * 220 * Sophomore

San Juan, Puerto Rico

Lawrenceville (NJ)



24

Manhattan Career | Season Game-Highs

Career Highs

Points	15 vs. Fairfield (1/31/19)
Rebounds	12 against Coastal Carolina (11/16/18)
Assists	3 (2x last) vs. Niagara (1/5/19)
Steals	2 (2x last) against UNC Asheville (11/18/18)
Blocks	2 (4x last) vs. Siena (2/8/19)
FG Made	7 vs. Fairfield (1/31/19)
FG Attempts	12 vs. Fairfield (1/31/19)
FT Made	2 (4x last) at Niagara (2/15/19)
FT Attempts	4 (4x last) at Saint Peter's (2/2/19)
3-Pt. Made	2 (2x last) at NKU (11/17/18)
3-Pt. Attempts	5 vs. Elon (11/6/18)
Minutes	33 against Coastal Carolina (11/16/18)

2018-19 Season Highs

Points	15 vs. Fairfield (1/31/19)
Rebounds	12 against Coastal Carolina (11/16/18)
Assists	3 (2x last) vs. Niagara (1/5/19)
Steals	2 against UNC Asheville (11/18/18)
Blocks	2 (3x last) vs. Siena (2/8/19)
FG Made	7 vs. Fairfield (1/31/19)
FG Attempts	12 vs. Fairfield (1/31/19)
FT Made	2 (4x last) at Niagara (2/15/19)
FT Attempts	4 (3x last) at Saint Peter's (2/2/19)
3-Pt. Made	2 (2x last) at NKU (11/17/18)
3-Pt. Attempts	5 vs. Elon (11/6/18)
Minutes	33 against Coastal Carolina (11/16/18)

2018-19 Game-By-Game Stats

#24 Ebube, Ebube																			
Opponent	Date	gs	min	Total		3-Pointers		Free throws		Rebounds				pf	a	t/o	blk	stl	pts
				fg-fga	pct	3fg-fga	pct	ft-fa	pct	off	def	tot	avg						
ELON	11/06/18	*	29	2-9	.222	2-5	.400	0-0	.000	3	0	3	3.0	3	1	1	0	1	6
at UMBC	11/12/18		13	1-3	.333	0-1	.000	0-0	.000	1	0	1	2.0	1	1	0	0	2	4.0
vs Coastal Carolina	11/16/18		33	4-6	.667	1-3	.333	0-2	.000	6	6	12	5.3	3	3	2	0	1	9
at Northern Kentucky	11/17/18	*	29	3-9	.333	2-4	.500	0-0	.000	4	1	5	5.3	3	2	1	1	0	8
vs UNC Asheville	11/18/18	*	31	1-3	.333	0-0	.000	0-3	.000	2	6	8	5.8	3	1	2	0	2	5.4
at George Washington	11/24/18	*	28	3-4	.750	1-1	1.000	2-4	.500	5	5	10	6.5	0	0	3	0	1	9
FORDHAM	12/01/18	*	28	3-9	.333	0-3	.000	1-2	.500	5	5	10	7.0	1	0	2	0	1	7
STONY BROOK	12/05/18	*	25	1-4	.250	0-2	.000	0-0	.000	1	2	3	6.5	3	0	2	2	1	2
HOFSTRA	12/10/18		25	4-11	.364	0-1	.000	2-4	.500	1	3	4	6.2	3	2	2	0	1	10
at UConn	12/15/18	*	17	0-3	.000	0-2	.000	0-0	.000	0	3	3	5.9	0	0	1	1	0	0
at Albany	12/20/18		7	1-1	1.000	0-0	.000	0-0	.000	0	0	0	5.4	2	1	0	0	0	2
at St. Francis Brooklyn	12/23/18		9	0-1	.000	0-0	.000	0-0	.000	2	2	4	5.3	2	0	2	0	0	0
QUINNIPIAC	01/03/19		26	2-7	.286	1-2	.500	0-0	.000	5	4	9	5.5	3	1	1	0	1	5
NIAGARA	01/05/19		20	4-5	.800	1-1	1.000	0-0	.000	1	0	1	5.2	2	3	0	0	0	9
at Marist	01/08/19		17	1-1	1.000	0-0	.000	0-1	.000	0	1	1	4.9	4	0	1	0	1	2
at Monmouth	01/12/19	*	22	3-4	.750	0-1	.000	0-0	.000	2	5	7	5.1	5	0	2	1	0	6
at Rider	01/19/19		15	1-2	.500	0-1	.000	0-2	.000	1	0	1	4.8	3	1	3	0	1	2
MARIST	01/21/19		15	0-2	.000	0-0	.000	0-0	.000	0	1	1	4.6	1	0	1	1	0	0
at Siena	01/26/19		13	1-2	.500	1-1	1.000	0-0	.000	1	2	3	4.5	1	1	1	0	0	3
FAIRFIELD	01/31/19		29	7-12	.583	1-2	.500	0-1	.000	3	5	8	4.7	3	2	0	0	1	15
SAINT PETER'S	02/02/19		22	1-5	.200	0-3	.000	2-4	.500	2	0	2	4.6	4	1	2	1	0	4
RIDER	02/05/19		26	5-7	.714	0-1	.000	0-0	.000	2	3	5	4.6	4	2	0	2	0	10
SIENA	02/08/19		26	3-5	.600	1-3	.333	0-0	.000	2	6	8	4.7	2	0	0	2	0	7
at Niagara	02/15/19		15	4-5	.800	1-1	1.000	2-2	1.000	2	2	4	4.7	5	0	1	1	1	11
at Canisius	02/17/19		29	0-6	.000	0-0	.000	0-0	.000	0	2	2	4.6	4	0	2	1	1	0
Totals			8	549	55-126	.437	12-38	.316	9-25	.360	51	64	115	4.6	65	22	32	13	14

Ebube Ebube (12/11/97) - 21 - * Career Statistics

Season	gp-gs		Total		3-Point		F-Throws		Rebounds				Scoring					
	min	avg	fg-fga	pct	fg-fga	pct	ft-fa	pct	off	def	tot	avg	pts	fo	ast	to	blk	stl
2017-18	25-0	178/7.1	6-19	.316	0-4	.000	3-9	.333	21	13	34	1.4	33	0	10	7	5	10
2018-19	25-8	549/22.0	55-126	.437	12-38	.316	9-25	.360	51	64	115	4.6	65	2	22	32	13	14
TOTAL	50-8	727/14.5	61-145	.421	12-42	.286	12-34	.353	72	77	149	3.0	98	2	32	39	18	24



Manhattan Career | Season Game-Highs

Career Highs

Points	2 at UConn (12/15/18)
Rebounds	2 vs. Hofstra (12/10/18)
Assists	1 vs. Hofstra (12/10/18)
Steals	N/A
Blocks	N/A
FG Made	N/A
FG Attempts	2 at Saint Peter's (2/2/19)
FT Made	2 at UConn (12/15/18)
FT Attempts	2 at UConn (12/15/18)
3-Pt. Made	N/A
3-Pt. Attempts	1 (3x last) at Niagara (2/15/19)
Minutes	11 vs. Hofstra (12/10/18)

2018-19 Season Highs

Points	2 at UConn (12/15/18)
Rebounds	2 vs. Hofstra (12/10/18)
Assists	1 vs. Hofstra (12/10/18)
Steals	N/A
Blocks	N/A
FG Made	N/A
FG Attempts	2 at Saint Peter's (2/2/19)
FT Made	2 at UConn (12/15/18)
FT Attempts	2 (2x last) vs. Fairfield (1/31/19)
3-Pt. Made	N/A
3-Pt. Attempts	1 (3x last) at Niagara (2/15/19)
Minutes	11 vs. Hofstra (12/10/18)

2018-19 Game-By-Game Stats

#02 Lasko, Ethan																			
Opponent	Date	gs	min	Total		3-Pointers		Free throws		Rebounds				pf	a	t/o	blk	stl	pts
				fg-fga	pct	3fg-fga	pct	ft-fa	pct	off	def	tot	avg						avg
at UMBC	11/12/18	2	0-0	.000	0-0	.000	0-0	.000	0-0	0	1	1	1.0	0	0	0	0	0	0.0
vs Coastal Carolina	11/16/18	1	0-0	.000	0-0	.000	0-0	.000	0-0	0	0	0	0.5	0	0	0	0	0	0.0
vs UNC Asheville	11/18/18	2	0-0	.000	0-0	.000	0-0	.000	0-0	0	0	0	0.3	0	0	1	0	0	0.0
at George Washington	11/24/18	4	0-0	.000	0-0	.000	0-0	.000	0-0	0	1	1	0.5	0	0	0	0	0	0.0
HOFSTRA	12/10/18	11	0-0	.000	0-0	.000	0-0	.000	0-0	0	2	2	0.8	1	1	1	0	0	0.0
at UConn	12/15/18	4	0-1	.000	0-1	.000	2-2	1.000	0-0	0	0	0	0.7	1	0	0	0	0	2.3
at UAlbany	12/20/18	1	0-0	.000	0-0	.000	0-0	.000	0-0	1	0	1	0.7	0	0	2	0	0	0.3
NIAGARA	01/05/19	4	0-0	.000	0-0	.000	0-0	.000	0-0	0	1	1	0.8	0	0	0	0	0	0.3
at Saint Peter's	01/17/19	0	0-0	.000	0-0	.000	0-0	.000	0-0	0	0	0	0.7	0	0	0	0	0	0.2
MARIST	01/21/19	0	0-0	.000	0-0	.000	0-0	.000	0-0	0	0	0	0.6	0	0	0	0	0	0.2
FAIRFIELD	01/31/19	6	0-0	.000	0-0	.000	1-2	.500	0-1	1	1	0.6	0	0	1	0	0	1	0.3
SAINT PETER'S	02/02/19	4	0-2	.000	0-1	.000	0-0	.000	0-0	0	0	0	0.6	0	0	0	0	0	0.3
RIDER	02/05/19	1	0-0	.000	0-0	.000	0-0	.000	0-0	0	0	0	0.5	0	0	0	0	0	0.2
SIENA	02/08/19	1	0-0	.000	0-0	.000	0-0	.000	0-0	0	0	0	0.5	0	0	0	0	0	0.2
at Niagara	02/15/19	3	0-1	.000	0-1	.000	0-0	.000	0-0	0	0	0	0.5	0	0	0	0	0	0.2
Totals		0	44	0-4	.000	0-3	.000	3-4	.750	1	6	7	0.5	2	1	5	0	3	0.2

Ethan Lasko (6/4/99) - 19 - * Career Statistics

Season	gp-gs		Total		3-Point		F-Throws		Rebounds				Scoring					
			fg-fga	pct	fg-fga	pct	ft-fa	pct	off	def	tot	avg	pts	fo	ast	to	blk	stl
2017-18*	1-0	1/1.0	0-0	.000	0-0	.000	0-0	.000	0	0	0	0.0	0	0	0	0	0	0
2018-19	15-0	44/2.9	0-4	.000	0-3	.000	3-4	.750	1	6	7	0.5	2	0	1	5	0	0
TOTAL	15-0	44/2.9	0-4	.000	0-3	.000	3-4	.750	1	6	7	0.5	2	0	1	5	0	0
All*	16-0	45/2.8	0-4	.000	0-3	.000	3-4	.750	1	6	7	0.4	2	0	1	5	0	0



Nehemiah Mack

Guard * 6-1 * 190 * Sophomore
Harrisburg, PA
Massanutten Prep (VA)



10

Manhattan Career | Season Game-Highs

Career Highs

Points	21 at UAlbany (12/20/18)
Rebounds	4 at Niagara (2/15/19)
Assists	5 (5x last) at Monmouth (1/12/19)
Steals	5 at Saint Peter's (1/17/19)
Blocks	1 at Rider (1/19/19)
FG Made	6 at UAlbany (12/20/18)
FG Attempts	9 (2x last) at UAlbany (12/20/18)
FT Made	6 (2x last) at Marist (1/8/19)
FT Attempts	6 (3x last) at Marist (1/8/19)
3-Pt. Made	3 (2x last) at Marist (1/8/19)
3-Pt. Attempts	5 (2x last) at Marist (1/8/19)
Minutes	33 vs. Quinnipiac (1/3/19)

2018-19 Season Highs


Points	21 at UAlbany (12/20/18)
Rebounds	4 at Niagara (2/15/19)
Assists	5 (3x last) at Monmouth (1/12/19)
Steals	5 at Saint Peter's (1/17/19)
Blocks	1 at Rider (1/19/19)
FG Made	6 at UAlbany (12/20/18)
FG Attempts	9 (2x last) at UAlbany (12/20/18)
FT Made	6 (2x last) at Marist (1/8/19)
FT Attempts	6 (3x last) at Marist (1/8/19)
3-Pt. Made	3 (2x last) at Marist (1/8/19)
3-Pt. Attempts	5 (2x last) at Marist (1/8/19)
Minutes	33 vs. Quinnipiac (1/3/19)

2018-19 Game-By-Game Stats

#10 Mack, Nehemiah																				
				Total		3-Pointers		Free throws		Rebounds										
Opponent	Date	gs	min	fg-fga	pct	3fg-fga	pct	ft-fia	pct	off	def	tot	avg	pf	a	t/o	blk	stl	pts	avg
ELON	11/06/18	*	22	3-9	.333	2-5	.400	2-2	1.000	0	2	2	2.0	4	1	2	0	2	10	10.0
at UMBc	11/12/18	*	16	0-3	.000	0-2	.000	1-2	.500	0	2	2	2.0	3	2	2	0	1	1	5.5
vs Coastal Carolina	11/16/18	*	22	2-4	.500	2-3	.667	5-6	.833	0	3	3	2.3	3	3	2	0	3	11	7.3
at Northern Kentucky	11/17/18	*	28	0-4	.000	0-1	.000	0-0	.000	0	2	2	2.3	1	1	1	0	1	0	5.5
vs UNC Asheville	11/18/18	*	29	1-4	.250	0-3	.000	5-5	1.000	2	0	2	2.2	2	4	2	0	2	7	5.8
at George Washington	11/24/18	*	13	0-3	.000	0-3	.000	0-0	.000	0	1	1	2.0	2	1	0	0	1	0	4.8
FORDHAM	12/01/18	*	31	3-4	.750	2-3	.667	0-0	.000	0	1	1	1.9	2	4	1	0	0	8	5.3
STONY BROOK	12/05/18	*	22	1-8	.125	0-3	.000	4-4	1.000	1	1	2	1.9	4	2	0	0	2	6	5.4
HOFSTRA	12/10/18	*	31	0-2	.000	0-2	.000	2-2	1.000	1	0	1	1.8	1	3	2	0	0	2	5.0
at UConn	12/15/18	*	22	3-5	.600	2-2	1.000	0-0	.000	0	0	0	1.6	4	3	3	0	2	8	5.3
at UAlbany	12/20/18	*	29	6-9	.667	3-4	.750	6-6	1.000	0	2	2	1.6	1	3	2	0	1	21	6.7
at St. Francis Brooklyn	12/23/18	*	31	1-4	.250	0-1	.000	1-2	.500	1	2	3	1.8	3	1	5	0	2	3	6.4
QUINNIPAC	01/03/19	*	33	3-8	.375	1-3	.333	0-0	.000	0	0	0	1.6	1	5	0	0	1	7	6.5
NIAGARA	01/05/19	*	28	2-2	1.000	1-1	1.000	0-0	.000	0	0	0	1.5	2	5	1	0	0	5	6.4
at Marist	01/08/19	*	22	4-6	.667	3-5	.600	6-6	1.000	2	1	3	1.6	3	0	1	0	0	17	7.1
at Monmouth	01/12/19	*	29	0-5	.000	0-4	.000	0-0	.000	0	0	0	1.5	4	5	0	0	0	6	6.8
at Saint Peter's	01/17/19	*	27	3-6	.500	2-3	.667	0-0	.000	0	1	1	1.5	0	4	1	0	5	8	6.7
at Rider	01/19/19	*	22	1-1	1.000	0-0	.000	1-2	.500	0	2	2	1.5	3	0	2	1	3	3	6.5
MARIST	01/21/19	*	28	1-1	1.000	0-0	.000	1-1	1.000	0	2	2	1.5	3	3	1	0	1	3	6.3
at Siena	01/26/19	*	24	1-4	.250	0-1	.000	0-0	.000	0	1	1	1.5	0	4	3	0	0	2	6.1
FAIRFIELD	01/31/19	*	21	0-1	.000	0-0	.000	2-3	.667	0	1	1	1.5	3	2	1	0	2	2	5.9
SAINT PETER'S	02/02/19	*	14	1-2	.500	0-0	.000	0-0	.000	0	0	0	1.4	5	1	1	0	2	2	5.7
RIDER	02/05/19	*	25	2-2	1.000	1-1	1.000	0-1	.000	0	0	0	1.3	2	2	1	0	1	5	5.7
SIENA	02/08/19	*	24	2-7	.286	0-4	.000	0-0	.000	0	1	1	1.3	1	2	2	0	1	4	5.6
at Niagara	02/15/19	*	20	1-1	1.000	0-0	.000	0-0	.000	1	3	4	1.4	4	2	1	0	0	2	5.5
at Canisius	02/17/19	*	20	1-1	1.000	0-0	.000	2-3	.667	0	1	1	1.4	2	4	2	0	0	4	5.4
Totals			26	633	42-106	.396	19-54	.352	38-45	.844	8	29	37	1.4	63	67	39	1	33	141

Nehemiah Mack (7/8/97) - 21 - * Career Statistics

			Total		3-Point		F-Throws		Rebounds										Scoring	
Season	gp-gs	min/avg	fg-fga	pct	fg-fga	pct	ft-fa	pct	off	def	tot	avg	pf	fo	ast	to	blk	stl	pts	avg
2017-18	30-4	442/14.7	19-47	.404	10-30	.333	8-13	.615	9	17	26	0.9	66	2	38	21	0	22	56	1.9
2018-19	26-26	633/24.3	42-106	.396	19-54	.352	38-45	.844	8	29	37	1.4	63	1	67	39	1	33	141	5.4
TOTAL	56-30	1075/19.2	61-153	.399	29-84	.345	46-58	.793	17	46	63	1.1	129	3	105	60	1	55	197	3.5



Manhattan Career Game-Highs

Career Highs

Points	10 (2x last) at Saint Peter's (2/2/19)
Rebounds	5 (2x last) at Rider (1/19/19)
Assists	3 (4x last) at Saint Peter's (2/2/19)
Steals	5 at GW (11/24/18)
Blocks	1 (4x last) at Saint Peter's (2/2/19)
FG Made	4 at UMBC (11/12/18)
FG Attempts	10 (2x last) at GW (11/24/18)
FT Made	6 at St. Francis Brooklyn (12/23/18)
FT Attempts	9 at St. Francis Brooklyn (12/23/18)
3-Pt. Made	2 at UMBC (11/12/18)
3-Pt. Attempts	5 at UMBC (11/12/18)
Minutes	27 at GW (11/24/18)

2018-19 Game-By-Game Stats

#03 Buchanan, Elijah																					
				Total		3-Pointers		Free throws		Rebounds											
Opponent	Date	gs	min	fg-fga	pct	3fg-fga	pct	ft-fia	pct	off	def	tot	avg	pf	a	t/o	blk	stl	pts	avg	
ELON	11/06/18	*	4	0-2	.000	0-1	.000	0-0	.000	0	0	0	0.0	1	0	0	0	0	0	0.0	
at UMBc	11/12/18		22	4-10	.400	2-5	.400	0-0	.000	1	3	4	2.0	2	3	2	1	1	10	5.0	
vs Coastal Carolina	11/16/18	*	26	2-5	.400	1-3	.333	0-2	.000	0	1	1	1.7	4	3	2	0	0	5	5.0	
at Northern Kentucky	11/17/18	*	22	1-6	.167	0-3	.000	1-3	.333	0	4	4	2.3	2	2	3	0	2	3	4.5	
vs UNC Asheville	11/18/18	*	23	3-5	.600	0-2	.000	0-0	.000	0	1	1	2.0	2	2	1	0	0	6	4.8	
at George Washington	11/24/18	*	27	3-10	.300	0-2	.000	0-3	.000	2	3	5	2.5	4	2	4	0	5	6	5.0	
FORDHAM	12/01/18		5	0-2	.000	0-0	.000	1-2	.500	1	0	1	2.3	0	0	1	0	0	1	4.4	
STONY BROOK	12/05/18		19	1-5	.200	0-1	.000	0-1	.000	0	2	2	2.3	5	3	2	1	0	2	4.1	
HOFSTRA	12/10/18		2	0-0	.000	0-0	.000	1-2	.500	0	0	0	2.0	1	0	1	0	0	1	3.8	
at UConn	12/15/18		10	1-2	.500	0-0	.000	0-0	.000	0	0	0	1.8	5	0	0	0	1	2	3.8	
at UAlbany	12/20/18		11	0-1	.000	0-1	.000	0-0	.000	0	1	1	1.7	5	1	1	0	0	0	3.3	
at St. Francis Brooklyn	12/23/18		22	0-3	.000	0-1	.000	6-9	.667	0	4	4	1.9	2	2	3	0	0	6	3.8	
QUINNIPAC	01/03/19		3	1-1	1.000	0-0	.000	0-0	.000	0	0	0	1.8	0	0	1	0	0	2	3.4	
NIAGARA	01/05/19		9	1-3	.333	0-0	.000	0-0	.000	0	2	2	1.8	1	0	3	0	1	2	3.3	
at Marist	01/08/19		11	1-3	.333	0-1	.000	1-2	.500	1	0	1	1.7	2	2	1	0	0	3	3.3	
at Monmouth	01/12/19		12	1-7	.143	1-4	.250	1-2	.500	1	0	1	1.7	2	0	0	0	0	4	3.3	
at Saint Peter's	01/17/19	*	15	0-4	.000	0-1	.000	0-0	.000	0	0	0	1.6	2	2	1	0	0	0	3.1	
at Rider	01/19/19	*	14	0-4	.000	0-2	.000	0-1	.000	1	4	5	1.8	1	1	0	1	0	0	2.9	
MARIST	01/21/19	*	12	2-4	.500	1-2	.500	3-4	.750	0	2	2	1.8	5	1	1	0	1	8	3.2	
at Siena	01/26/19	*	5	0-2	.000	0-1	.000	0-0	.000	0	0	0	1.7	0	0	0	0	0	0	3.1	
FAIRFIELD	01/31/19		11	0-1	.000	0-0	.000	0-0	.000	0	2	2	1.7	0	1	1	0	0	0	2.9	
SAINT PETER'S	02/02/19		20	3-7	.429	1-3	.333	3-4	.750	1	3	4	1.8	2	3	1	1	2	10	3.2	
RIDER	02/05/19		11	0-3	.000	0-1	.000	1-2	.500	0	1	1	1.8	3	0	2	0	0	1	3.1	
SIENA	02/08/19		15	0-3	.000	0-1	.000	0-2	.000	1	2	3	1.8	3	0	2	0	0	0	3.0	
at Niagara	02/15/19		3	0-0	.000	0-0	.000	0-0	.000	0	0	0	1.8	3	1	1	0	0	0	2.9	
at Canisius	02/17/19		19	1-5	.200	0-1	.000	0-2	.000	1	0	1	1.7	2	1	2	0	0	2	2.8	
Totals			9	353	25-98	.255	6-36	.167	18-41	.439	10	35	45	1.7	59	30	36	4	13	74	2.8

Elijah Buchanan (3/8/99) - 19 - * Career Statistics

			Total		3-Point		F-Throws		Rebounds										Scoring	
Season	gp-gs	min/avg	fg-fga	pct	fg-fga	pct	ft-fa	pct	off	def	tot	avg	pf	fo	ast	to	blk	stl	pts	avg
2018-19	26-9	353/13.6	25-98	.255	6-36	.167	18-41	.439	10	35	45	1.7	59	4	30	36	4	13	74	2.8
TOTAL	26-9	353/13.6	25-98	.255	6-36	.167	18-41	.439	10	35	45	1.7	59	4	30	36	4	13	74	2.8



Manhattan Career Game-Highs

Career Highs

Points	14 at Niagara (2/15/19)
Rebounds	8 at Monmouth (1/12/19)
Assists	2 (2x last) at Canisius (2/17/19)
Steals	2 at UMBC (11/12/18)
Blocks	1 at UConn (12/15/18)
FG Made	5 vs. Quinnipiac (1/3/19)
FG Attempts	10 (2x last) vs. Quinnipiac (1/3/19)
FT Made	5 (2x last) at Niagara (2/15/19)
FT Attempts	8 at Monmouth (1/12/19)
3-Pt. Made	3 at Niagara (2/15/19)
3-Pt. Attempts	4 (5x last) vs. Marist (1/21/19)
Minutes	30 vs. Quinnipiac (1/3/19)

2018-19 Game-By-Game Stats

#23 Greene, Tykei																				
				Total		3-Pointers		Free throws		Rebounds										
Opponent	Date	gs	min	fg-fga	pct	3fg-fga	pct	ft-fa	pct	off	def	tot	avg	pf	a	t/o	blk	stl	pts	avg
ELON	11/06/18		21	2-9	.222	0-3	.000	0-1	.000	2	1	3	3.0	2	0	2	0	0	4	4.0
at UMBc	11/12/18	*	23	2-4	.500	1-2	.500	0-0	.000	0	2	2	2.5	2	0	3	0	2	5	4.5
vs Coastal Carolina	11/16/18	*	13	0-7	.000	0-1	.000	2-2	1.000	1	0	1	2.0	2	0	0	0	1	2	3.7
at Northern Kentucky	11/17/18	*	21	3-6	.500	0-0	.000	1-2	.500	1	2	3	2.3	4	0	1	0	1	7	4.5
vs UNC Asheville	11/18/18	*	14	2-3	.667	0-0	.000	1-1	1.000	1	2	3	2.4	1	0	2	0	1	5	4.8
at George Washington	11/24/18	*	19	2-8	.250	0-2	.000	0-0	.000	2	0	2	2.3	3	1	2	0	0	4	4.5
FORDHAM	12/01/18	*	18	0-4	.000	0-1	.000	0-0	.000	0	2	2	2.3	3	0	3	0	0	0	3.9
STONY BROOK	12/05/18	*	9	0-3	.000	0-2	.000	0-2	.000	0	2	2	2.3	3	0	1	0	1	0	3.4
HOFSTRA	12/10/18	*	19	1-6	.167	1-4	.250	0-2	.000	0	1	1	2.1	0	1	1	0	0	3	3.3
at UConn	12/15/18	*	25	4-8	.500	1-2	.500	0-1	.000	1	3	4	2.3	2	0	3	1	1	9	3.9
at UAlbany	12/20/18	*	18	3-10	.300	1-4	.250	0-0	.000	0	1	1	2.2	1	1	1	0	1	7	4.2
at St. Francis Brooklyn	12/23/18	*	15	2-7	.286	0-4	.000	3-6	.500	2	1	3	2.3	1	0	0	0	1	7	4.4
QUINNIPAC	01/03/19		30	5-10	.500	1-3	.333	2-3	.667	1	6	7	2.6	0	0	2	0	0	13	5.7
NIAGARA	01/05/19		14	2-6	.333	1-3	.333	1-2	.500	1	2	3	2.6	4	1	1	0	1	6	5.1
at Marist	01/08/19		22	1-3	.333	0-2	.000	2-3	.667	1	4	5	2.8	4	0	4	0	1	4	5.1
at Monmouth	01/12/19		25	0-9	.000	0-4	.000	5-8	.625	4	4	8	3.1	1	1	3	0	1	5	5.1
at Saint Peter's	01/17/19		9	0-2	.000	0-1	.000	0-0	.000	0	2	2	3.1	2	0	3	0	0	0	4.8
at Rider	01/19/19		11	0-2	.000	0-1	.000	0-0	.000	2	1	3	3.1	0	1	2	0	0	0	4.5
MARIST	01/21/19		24	2-9	.222	1-4	.250	3-4	.750	2	1	3	3.1	2	0	1	0	1	8	4.7
at Siena	01/26/19		15	3-7	.429	0-2	.000	0-0	.000	2	1	3	3.1	1	0	2	0	0	6	4.8
FAIRFIELD	01/31/19		15	1-1	1.000	1-1	1.000	0-0	.000	0	0	0	2.9	1	1	3	0	0	3	4.7
SAINT PETER'S	02/02/19		16	1-3	.333	0-1	.000	1-2	.500	0	5	5	3.0	0	0	1	0	0	3	4.6
RIDER	02/05/19		21	3-8	.375	0-2	.000	0-0	.000	0	2	2	3.0	1	1	1	0	0	6	4.7
SIENA	02/08/19		12	0-3	.000	0-2	.000	3-4	.750	0	3	3	3.0	0	0	1	0	1	3	4.6
at Niagara	02/15/19		20	3-5	.600	3-3	1.000	5-6	.833	0	5	5	3.0	0	2	1	0	0	14	5.0
at Canisius	02/17/19		20	4-5	.800	1-1	1.000	2-3	.667	2	2	4	3.1	3	2	1	0	0	11	5.2
Totals			11	469	46-148	.311	12-55	.218	31-52	.596	25	55	80	3.1	43	12	45	1	14	135

Tykei Greene (4/6/99) - 19 - * Career Statistics

			Total		3-Point		F-Throws		Rebounds										Scoring	
Season	gp-gs	min/avg	fg-fga	pct	fg-fga	pct	ft-fa	pct	off	def	tot	avg	pf	fo	ast	to	blk	stl	pts	avg
2018-19	26-11	469/18.0	46-148	.311	12-55	.218	31-52	.596	25	55	80	3.1	43	0	12	45	1	14	135	5.2
TOTAL	26-11	469/18.0	46-148	.311	12-55	.218	31-52	.596	25	55	80	3.1	43	0	12	45	1	14	135	5.2



Manhattan Career Game-Highs

Career Highs

Points	11 at Rider (1/19/19)
Rebounds	5 (4x last) vs. Rider (2/5/19)
Assists	4 at Niagara (2/15/19)
Steals	2 (2x last) at Albany (12/20/18)
Blocks	2 vs. Rider (2/5/19)
FG Made	4 at Rider (1/19/19)
FG Attempts	8 (2x last) at Niagara (2/15/19)
FT Made	4 (2x last) at Saint Peter's (2/2/19)
FT Attempts	8 at Marist (1/8/19)
3-Pt. Made	1 (2x last) at Saint Peter's (2/2/19)
3-Pt. Attempts	2 (4x last) at Niagara (2/15/19)
Minutes	27 at Niagara (2/15/19)

2018-19 Game-By-Game Stats

#12 Hinckson, Christian																			
Opponent	Date	gs	min	Total		3-Pointers		Free throws		Rebounds				pf	a	t/o	blk	stl	pts
				fg-fga	pct	3fg-fga	pct	ft-fa	pct	off	def	tot	avg						
ELON	11/06/18	18	2-4	.500	0-0	.000	0-0	.000	0-0	1	3	4	4.0	1	1	1	0	2	4
at UMBC	11/12/18	2	0-1	.000	0-1	.000	0-0	.000	0-0	0	0	0	2.0	0	0	0	0	0	0
vs Coastal Carolina	11/16/18	8	1-1	1.000	0-0	.000	0-3	.000	0-0	0	2	2	2.0	5	0	2	0	0	2
at Northern Kentucky	11/17/18	15	0-2	.000	0-0	.000	0-1	.000	0-0	0	2	2	2.0	1	0	1	1	1	0
vs UNC Asheville	11/18/18	10	0-0	.000	0-0	.000	0-0	.000	0-0	0	0	0	1.6	2	1	1	0	0	0
at George Washington	11/24/18	25	3-5	.600	0-1	.000	0-0	.000	0-0	4	0	4	2.0	2	1	2	1	1	6
FORDHAM	12/01/18	11	0-2	.000	0-0	.000	0-0	.000	0-0	0	5	5	2.4	2	0	2	0	1	0
STONY BROOK	12/05/18	14	1-4	.250	0-0	.000	1-2	.500	0-0	2	1	3	2.5	5	1	0	0	1	3
HOFSTRA	12/10/18	*	14	1-4	.250	0-0	.000	0-0	.000	1	2	3	2.6	1	2	0	0	0	2
at UConn	12/15/18	8	0-1	.000	0-0	.000	1-2	.500	0-0	1	1	2	2.5	0	0	1	0	1	1
at Albany	12/20/18	18	1-6	.167	0-2	.000	1-2	.500	0-0	1	1	2	2.5	2	1	1	1	2	3
at St. Francis Brooklyn	12/23/18	17	1-1	1.000	0-0	.000	0-0	.000	0-0	0	5	5	2.7	1	0	2	0	0	2
QUINNIPIAC	01/03/19	15	2-2	1.000	0-0	.000	0-0	.000	0-0	0	1	1	2.5	1	1	1	1	0	4
NIAGARA	01/05/19	9	3-3	1.000	0-0	.000	0-0	.000	0-0	1	2	3	2.6	0	1	1	0	0	6
at Marist	01/08/19	21	1-5	.200	0-2	.000	4-8	.500	2	1	3	2.6	0	1	1	0	0	6	2
at Monmouth	01/12/19	10	0-0	.000	0-0	.000	0-0	.000	0-0	0	2	2	2.6	0	2	0	0	0	0
at Saint Peter's	01/17/19	*	10	2-2	1.000	0-0	.000	0-0	.000	1	0	1	2.5	3	0	1	0	0	4
at Rider	01/19/19	*	21	4-8	.500	1-1	1.000	2-3	.667	1	3	4	2.6	2	1	2	1	1	11
MARIST	01/21/19	*	16	0-5	.000	0-1	.000	1-4	.250	0	1	1	2.5	2	0	1	0	0	1
at Siena	01/26/19	*	20	0-2	.000	0-0	.000	1-2	.500	1	3	4	2.6	1	1	1	0	0	1
FAIRFIELD	01/31/19	*	22	1-6	.167	0-2	.000	0-0	.000	0	5	5	2.7	3	2	2	0	1	2
SAINT PETER'S	02/02/19	*	23	1-4	.250	1-1	1.000	4-4	1.000	1	1	2	2.6	1	1	2	0	1	7
RIDER	02/05/19	*	26	1-6	.167	0-1	.000	2-6	.333	1	4	5	2.7	3	3	3	2	1	4
SIENA	02/08/19	*	19	1-2	.500	0-0	.000	1-2	.500	1	2	3	2.8	0	0	0	0	1	3
at Niagara	02/15/19	*	27	2-8	.250	0-2	.000	2-2	1.000	2	0	2	2.7	1	4	2	0	0	6
at Canisius	02/17/19	*	23	3-3	1.000	0-0	.000	0-0	.000	0	1	1	2.7	3	3	1	1	0	6
Totals		11	422	31-87	.356	2-14	.143	20-41	.488	21	48	69	2.7	42	27	31	8	14	84

Christian Hinckson (12/16/99) - 19 - * Career Statistics

Season	gp-gs	min/avg	Total		3-Point		F-Throws		Rebounds				Scoring					
			fg-fga	pct	fg-fga	pct	ft-fa	pct	off	def	tot	avg	pf	fo	ast	to	blk	stl
2018-19	26-11	422/16.2	31-87	.356	2-14	.143	20-41	.488	21	48	69	2.7	42	2	27	31	8	14
TOTAL	26-11	422/16.2	31-87	.356	2-14	.143	20-41	.488	21	48	69	2.7	42	2	27	31	8	14



Manhattan Career Game-Highs

Career Highs

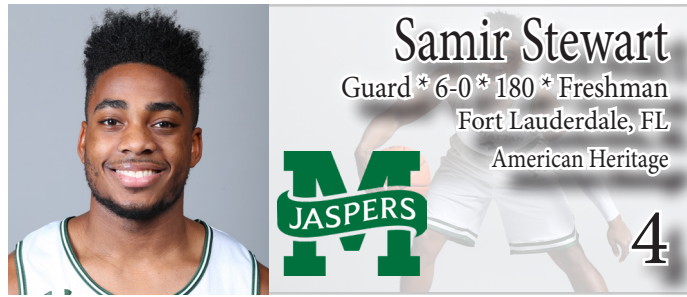
Points	3 (3x last) at Canisius (2/17/19)
Rebounds	3 vs. Rider (2/5/19)
Assists	1 (3x last) at Saint Peter's (2/2/19)
Steals	N/A
Blocks	1 (2x last) vs. Rider (2/5/19)
FG Made	1 (5x last) at Canisius (2/17/19)
FG Attempts	2 (2x last) vs. Siena (2/8/19)
FT Made	N/A
FT Attempts	N/A
3-Pt. Made	1 (3x last) at Canisius (2/17/19)
3-Pt. Attempts	2 at UMBC (11/12/18)
Minutes	14 vs. Fairfield (1/31/19)

2018-19 Game-By-Game Stats

#11 Schreier, Daniel																				
Opponent	Date	qs	min	Total		3-Pointers		Free throws		Rebounds				pf	a	t/o	blk	stl	pts	avg
				fg-fga	pct	3fg-fga	pct	ft-fita	pct	off	def	tot	avg							
ELON	11/06/18		6	1-1	1.000	1-1	1.000	0-0	.000	0	0	0	0.0	0	0	0	0	0	3	3.0
at UMBC	11/12/18	*	12	0-2	.000	0-2	.000	0-0	.000	0	0	0	0.0	2	1	1	0	0	0	1.5
at Northern Kentucky	11/17/18		2	0-0	.000	0-0	.000	0-0	.000	0	0	0	0.0	1	0	1	0	0	0	1.0
FORDHAM	12/01/18		1	0-0	.000	0-0	.000	0-0	.000	0	0	0	0.0	0	0	0	0	0	0	0.8
NIAGARA	01/05/19		5	1-1	1.000	0-0	.000	0-0	.000	0	0	0	0.0	0	0	0	0	0	2	1.0
at Marist	01/08/19		3	0-0	.000	0-0	.000	0-0	.000	0	0	0	0.0	0	0	0	0	0	0	0.8
at Saint Peter's	01/17/19		6	0-0	.000	0-0	.000	0-0	.000	0	1	1	0.1	0	0	0	0	0	0	0.7
at Rider	01/19/19		2	0-0	.000	0-0	.000	0-0	.000	0	0	0	0.1	0	0	0	0	0	0	0.6
at Siena	01/26/19		10	0-0	.000	0-0	.000	0-0	.000	0	1	1	0.2	0	0	0	0	0	0	0.6
FAIRFIELD	01/31/19		14	1-1	1.000	1-1	1.000	0-0	.000	1	1	2	0.4	1	1	3	0	0	3	0.8
SAINT PETER'S	02/02/19		13	0-1	.000	0-1	.000	0-0	.000	0	2	2	0.5	3	1	1	1	0	0	0.7
RIDER	02/05/19		7	0-1	.000	0-1	.000	0-0	.000	1	2	3	0.8	1	0	0	1	0	0	0.7
SIENA	02/08/19		2	1-2	.500	0-1	.000	0-0	.000	1	0	1	0.8	0	0	0	0	0	2	0.8
at Niagara	02/15/19		3	0-0	.000	0-0	.000	0-0	.000	0	1	1	0.8	0	0	0	0	0	0	0.7
at Canisius	02/17/19		5	1-1	1.000	1-1	1.000	0-0	.000	0	0	0	0.7	0	0	0	0	0	3	0.9
Totals		1	91	5-10	.500	3-8	.375	0-0	.000	3	8	11	0.7	8	3	6	2	0	13	0.9

Daniel Schreier (3/22/99) - 19 - * Career Statistics

			Total		3-Point		F-Throws		Rebounds											Scoring	
Season	gp-gs	min/avg	fg-fga	pct	fg-fga	pct	ft-fita	pct	off	def	tot	avg	pf	fo	ast	to	blk	stl	pts	avg	
2018-19	15-1	91/6.1	5-10	.500	3-8	.375	0-0	.000	3	8	11	0.7	8	0	3	6	2	0	13	0.9	
TOTAL	15-1	91/6.1	5-10	.500	3-8	.375	0-0	.000	3	8	11	0.7	8	0	3	6	2	0	13	0.9	



Samir Stewart

Guard * 6-0 * 180 * Freshman

Fort Lauderdale, FL

American Heritage



4

Manhattan Career Game-Highs

Career Highs

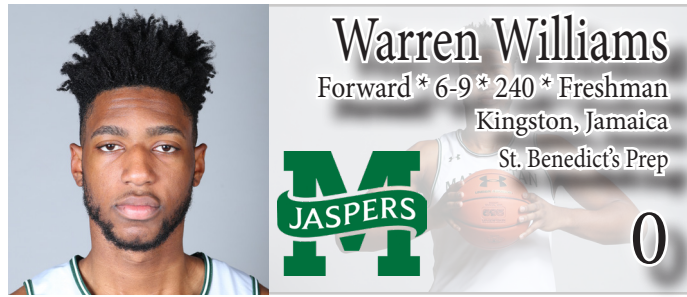
Points	22 vs. Niagara (1/5/19)
Rebounds	3 (3x last) vs. Siena (2/8/19)
Assists	5 (2x last) vs. Rider (2/5/19)
Steals	5 at Saint Peter's (2/2/19)
Blocks	N/A
FG Made	6 vs. Niagara (1/5/19)
FG Attempts	9 vs. Elon (11/6/18)
FT Made	7 vs. Rider (2/5/19)
FT Attempts	8 vs. Rider (2/5/19)
3-Pt. Made	5 vs. Niagara (1/5/19)
3-Pt. Attempts	8 vs. Elon (11/6/18)
Minutes	33 at Niagara (2/15/19)

2018-19 Game-By-Game Stats

#04 Stewart, Samir																				
				Total		3-Pointers		Free throws		Rebounds										
Opponent	Date	gs	min	fg-fga	pct	3fg-fga	pct	ft-fa	pct	off	def	tot	avg	pf	a	t/o	blk	stl	pts	avg
ELON	11/06/18	26	2-9	.222	2-8	.250	1-2	.500	1	0	1	1.0	2	2	2	0	2	7	7.0	
at UMBc	11/12/18	20	2-5	.400	1-2	.500	0-0	.000	0	0	0	0.5	4	1	4	0	1	5	6.0	
vs Coastal Carolina	11/16/18	18	1-3	.333	1-3	.333	0-0	.000	0	2	2	1.0	1	2	2	0	0	3	5.0	
at Northern Kentucky	11/17/18	15	1-3	.333	1-3	.333	4-4	1.000	0	0	0	0.8	1	1	1	0	0	7	5.5	
vs UNC Asheville	11/18/18	7	0-2	.000	0-2	.000	0-0	.000	0	0	0	0.6	2	0	2	0	1	0	4.4	
at George Washington	11/24/18	28	1-6	.167	1-4	.250	2-2	1.000	0	0	0	0.5	3	3	1	0	1	5	4.5	
FORDHAM	12/01/18	13	1-3	.333	0-1	.000	5-5	1.000	1	0	1	0.6	0	0	1	0	0	7	4.9	
STONY BROOK	12/05/18	13	2-5	.400	1-4	.250	0-0	.000	1	0	1	0.6	4	2	1	0	0	5	4.9	
HOFSTRA	12/10/18	14	2-4	.500	2-3	.667	0-0	.000	0	0	0	0.6	5	1	0	0	0	6	5.0	
at UConn	12/15/18	17	0-6	.000	0-4	.000	0-0	.000	0	1	1	0.6	1	2	1	0	1	0	4.5	
at UAlbany	12/20/18	15	1-2	.500	0-0	.000	0-0	.000	0	0	0	0.5	2	5	0	0	1	2	4.3	
at St. Francis Brooklyn	12/23/18	12	0-3	.000	0-1	.000	0-0	.000	1	1	2	0.7	0	2	2	0	1	0	3.9	
QUINNIPIAC	01/03/19	9	0-3	.000	0-0	.000	0-0	.000	0	1	1	0.7	0	3	1	0	0	0	3.6	
NIAGARA	01/05/19	20	6-6	1.000	5-5	1.000	5-5	1.000	0	0	0	0.6	3	4	1	0	3	22	4.9	
at Marist	01/08/19	18	1-2	.500	1-2	.500	0-0	.000	0	0	0	0.6	3	1	3	0	1	3	4.8	
at Monmouth	01/12/19	18	2-4	.500	2-3	.667	0-0	.000	0	0	0	0.6	0	2	3	0	0	6	4.9	
at Saint Peter's	01/17/19	16	1-2	.500	1-2	.500	0-0	.000	0	1	1	0.6	4	0	1	0	0	3	4.8	
at Rider	01/19/19	27	0-7	.000	0-5	.000	2-3	.667	1	1	2	0.7	1	3	2	0	2	2	4.6	
MARIST	01/21/19	17	1-2	.500	1-2	.500	0-0	.000	1	2	3	0.8	5	1	3	0	0	3	4.5	
at Siena	01/26/19	27	3-7	.429	3-6	.500	0-0	.000	1	2	3	0.9	3	1	2	0	1	9	4.8	
FAIRFIELD	01/31/19	*	29	4-5	.800	2-2	1.000	1-2	.500	0	2	2	1.0	1	2	3	0	2	11	5.0
SAINT PETER'S	02/02/19	*	26	5-6	.833	4-5	.800	5-7	.714	0	0	0	0.9	1	1	1	0	5	19	5.7
RIDER	02/05/19	*	29	4-6	.667	4-5	.800	7-8	.875	1	0	1	0.9	3	5	5	0	2	19	6.3
SIENA	02/08/19	*	22	1-3	.333	1-3	.333	0-0	.000	0	3	3	1.0	4	3	3	0	1	3	6.1
at Niagara	02/15/19	*	33	5-7	.714	4-5	.800	0-0	.000	0	1	1	1.0	3	1	2	0	0	14	6.4
at Canisius	02/17/19	*	32	5-7	.714	3-5	.600	0-0	.000	0	1	1	1.0	2	1	3	0	1	13	6.7
Totals		6	521	51-118	.432	40-85	.471	32-38	.842	8	18	26	1.0	58	49	50	0	26	174	6.7

Samir Stewart (8/16/98) - 20 - * Career Statistics

			Total		3-Point		F-Throws		Rebounds										Scoring	
Season	gp-gs	min/avg	fg-fga	pct	fg-fga	pct	ft-fa	pct	off	def	tot	avg	pf	fo	ast	to	blk	stl	pts	avg
2018-19	26-6	521/20.0	51-118	.432	40-85	.471	32-38	.842	8	18	26	1.0	58	2	49	50	0	26	174	6.7
TOTAL	26-6	521/20.0	51-118	.432	40-85	.471	32-38	.842	8	18	26	1.0	58	2	49	50	0	26	174	6.7



Manhattan Career Game-Highs

Career Highs

Points	15 at Saint Peter's (1/17/19)
Rebounds	7 (2x last) vs. Hofstra (12/10/18)
Assists	2 (5x last) at Niagara (2/15/19)
Steals	2 at Niagara (2/15/19)
Blocks	3 at Rider (1/19/19)
FG Made	7 at Saint Peter's (1/17/19)
FG Attempts	12 at UAlbany (12/20/18)
FT Made	5 against UNC Asheville (11/18/18)
FT Attempts	9 against UNC Asheville (11/18/18)
3-Pt. Made	N/A
3-Pt. Attempts	N/A
Minutes	31 at Niagara (2/15/19)

2018-19 Game-By-Game Stats

#00 Williams, Warren																					
				Total		3-Pointers		Free throws		Rebounds											
Opponent	Date	gs	min	fg-fga	pct	3fg-fga	pct	ft-fga	pct	off	def	tot	avg	pf	a	t/o	blk	stl	pts	avg	
ELON	11/06/18		14	1-3	.333	0-0	.000	2-4	.500	4	2	6	6.0	5	1	1	0	0	4	4.0	
at UMBc	11/12/18		24	3-5	.600	0-0	.000	0-1	.000	1	2	3	4.5	2	2	3	1	0	6	5.0	
vs Coastal Carolina	11/16/18	*	15	1-3	.333	0-0	.000	1-3	.333	1	1	2	3.7	4	0	4	0	1	3	4.3	
at Northern Kentucky	11/17/18	*	20	5-9	.556	0-0	.000	2-6	.333	2	5	7	4.5	4	0	1	0	0	12	6.3	
vs UNC Asheville	11/18/18	*	29	4-8	.500	0-0	.000	5-9	.556	1	3	4	4.4	3	0	1	2	0	13	7.6	
at George Washington	11/24/18	*	9	1-5	.200	0-0	.000	2-2	1.000	0	3	3	4.2	3	1	2	0	0	4	7.0	
FORDHAM	12/01/18		18	5-7	.714	0-0	.000	0-4	.000	1	0	1	3.7	2	0	2	0	1	10	7.4	
STONY BROOK	12/05/18		13	4-6	.667	0-0	.000	2-3	.667	1	0	1	3.4	1	1	1	0	0	10	7.8	
HOFSTRA	12/10/18		29	5-10	.500	0-0	.000	0-3	.000	5	2	7	3.8	2	0	2	0	0	10	8.0	
at UConn	12/15/18		18	4-7	.571	0-0	.000	2-2	1.000	1	5	6	4.0	3	0	4	0	0	10	8.2	
at UAlbany	12/20/18		21	6-12	.500	0-0	.000	0-5	.000	3	1	4	4.0	2	1	0	0	1	12	8.5	
at St. Francis Brooklyn	12/23/18		10	2-5	.400	0-0	.000	3-5	.600	3	0	3	3.9	4	0	1	1	0	7	8.4	
QUINNIPIAC	01/03/19	*	14	2-4	.500	0-0	.000	1-2	.500	1	2	3	3.8	3	0	2	1	0	5	8.2	
NIAGARA	01/05/19	*	20	3-5	.600	0-0	.000	2-4	.500	1	1	2	3.7	2	2	6	0	0	8	8.1	
at Marist	01/08/19	*	16	2-4	.500	0-0	.000	1-3	.333	0	2	2	3.6	3	0	3	0	0	5	7.9	
at Monmouth	01/12/19	*	20	1-4	.250	0-0	.000	2-2	1.000	1	4	5	3.7	2	1	2	2	0	4	7.7	
at Saint Peter's	01/17/19	*	17	7-9	.778	0-0	.000	1-4	.250	2	4	6	3.8	4	2	1	2	1	15	8.1	
at Rider	01/19/19	*	15	3-5	.600	0-0	.000	1-4	.250	1	2	3	3.8	4	0	2	3	0	7	8.1	
MARIST	01/21/19	*	26	4-8	.500	0-0	.000	4-8	.500	1	3	4	3.8	3	0	5	1	1	12	8.3	
at Siena	01/26/19	*	24	2-4	.500	0-0	.000	1-2	.500	1	2	3	3.8	2	0	0	0	0	5	8.1	
FAIRFIELD	01/31/19	*	12	3-7	.429	0-0	.000	0-0	.000	3	1	4	3.8	4	0	4	1	1	6	8.0	
SAINT PETER'S	02/02/19	*	12	2-2	1.000	0-0	.000	3-4	.750	1	2	3	3.7	4	0	0	0	0	7	8.0	
RIDER	02/05/19	*	4	1-1	1.000	0-0	.000	0-0	.000	0	0	0	3.6	4	0	1	0	0	2	7.7	
SIENA	02/08/19	*	24	4-8	.500	0-1	.000	1-2	.500	0	1	1	3.5	1	0	3	1	1	9	7.8	
at Niagara	02/15/19	*	31	4-6	.667	0-0	.000	1-2	.500	1	4	5	3.5	2	2	1	0	2	9	7.8	
at Canisius	02/17/19	*	11	5-5	1.000	0-0	.000	2-2	1.000	0	3	3	3.5	4	0	0	0	0	12	8.0	
Totals			18	466	84-152	.553	0-1	.000	39-86	.453	36	55	91	3.5	77	13	52	15	9	207	8.0

Warren Williams (6/28/98) - 20 - * Career Statistics

Season	gp-gs		Total		3-Point		F-Throws		Rebounds				Scoring					
			fg-fga	pct	fg-fga	pct	ft-fga	pct	off	def	tot	avg	pts	fo	ast	to	blk	stl
2018-19	26-18	466/17.9	84-152	.553	0-1	.000	39-86	.453	36	55	91	3.5	77	1	13	52	15	9
TOTAL	26-18	466/17.9	84-152	.553	0-1	.000	39-86	.453	36	55	91	3.5	77	1	13	52	15	9



2018-2019 Manhattan Basketball
Manhattan Combined Team Statistics (as of Feb 17, 2019)
All games



Overall record: 9-17 Conf: 7-7 Home: 4-7 Away: 3-10 Neutral: 2-0

#	Player	gp-gs	min	avg	Total		3-Point		F-Throw		Rebounds				pf	dq	a	to	blk	stl	pts	avg
					fg-fga	fg%	3fg-fga	3fg%	ft-fita	ft%	off	def	tot	avg								
33	Paulicap, Pauly	10-9	167	16.7	30-66	.455	0-0	.000	25-37	.676	18	21	39	3.9	33	1	1	11	11	6	85	8.5
14	Reynolds, Tyler	26-16	514	19.8	72-164	.439	52-126	.413	14-16	.875	5	71	76	2.9	27	0	17	25	3	14	210	8.1
00	Williams, Warren	26-18	466	17.9	84-152	.553	0-1	.000	39-86	.453	36	55	91	3.5	77	1	13	52	15	9	207	8.0
04	Stewart, Samir	26-6	521	20.0	51-118	.432	40-85	.471	32-38	.842	8	18	26	1.0	58	2	49	50	0	26	174	6.7
10	Mack, Nehemiah	26-26	633	24.3	42-106	.396	19-54	.352	38-45	.844	8	29	37	1.4	63	1	67	39	1	33	141	5.4
22	Capuano, Thomas	26-10	592	22.8	49-131	.374	29-77	.377	12-19	.632	9	49	58	2.2	41	0	45	31	0	25	139	5.3
24	Ebube, Ebube	25-8	549	22.0	55-126	.437	12-38	.316	9-25	.360	51	64	115	4.6	65	2	22	32	13	14	131	5.2
23	Greene, Tykei	26-11	469	18.0	46-148	.311	12-55	.218	31-52	.596	25	55	80	3.1	43	0	12	45	1	14	135	5.2
12	Hinckson, Christian	26-11	422	16.2	31-87	.356	2-14	.143	20-41	.488	21	48	69	2.7	42	2	27	31	8	14	84	3.2
52	Usilo, Samson	18-4	244	13.6	23-47	.489	2-8	.250	7-23	.304	8	37	45	2.5	28	1	8	21	3	11	55	3.1
21	Maloney, Matt	1-0	2	2.0	1-2	.500	1-2	.500	0-0	.000	0	0	0	0.0	0	0	0	0	0	0	3	3.0
03	Buchanan, Elijah	26-9	353	13.6	25-98	.255	6-36	.167	18-41	.439	10	35	45	1.7	59	4	30	36	4	13	74	2.8
30	Diallo, Ibrahima	17-1	130	7.6	14-28	.500	0-0	.000	2-7	.286	10	10	20	1.2	19	1	2	9	1	6	30	1.8
11	Schreier, Daniel	15-1	91	6.1	5-10	.500	3-8	.375	0-0	.000	3	8	11	0.7	8	0	3	6	2	0	13	0.9
02	Lasko, Ethan	15-0	44	2.9	0-4	.000	0-3	.000	3-4	.750	1	6	7	0.5	2	0	1	5	0	0	3	0.2
05	Boyce, Jesse	1-0	1	1.0	0-1	.000	0-0	.000	0-0	.000	0	0	0	0.0	0	0	0	0	0	0	0	0.0
32	Salis, Kevin	1-0	2	2.0	0-0	.000	0-0	.000	0-0	.000	0	0	0	0.0	1	0	0	0	0	0	0	0.0
Team											47	35	82					24				
Total.....		26	5200		528-1288	.410	178-507	.351	250-434	.576	260	541	801	30.8	566	15	297	417	62	185	1484	57.1
Opponents.....		26	5200		525-1204	.436	172-487	.353	409-577	.709	228	599	827	31.8	470	-	314	395	95	174	1631	62.7



2018-2019 Manhattan Basketball
Manhattan Combined Team Statistics (as of Feb 17, 2019)
MAAC games only



Overall record: 7-7 Conf: 7-7 Home: 4-3 Away: 3-4 Neutral: 0-0

#	Player	gp-gs	min	avg	Total		3-Point		F-Throw		Rebounds				pf	dq	a	to	blk	stl	pts	avg
					fg-fga	fg%	3fg-fga	3fg%	ft-fita	ft%	off	def	tot	avg								
14	Reynolds, Tyler	14-14	325	23.2	50-109	.459	32-78	.410	14-16	.875	3	50	53	3.8	16	0	11	14	2	8	146	10.4
04	Stewart, Samir	14-6	323	23.1	38-67	.567	31-50	.620	20-25	.800	4	14	18	1.3	33	1	28	33	0	18	127	9.1
00	Williams, Warren	14-14	246	17.6	43-72	.597	0-1	.000	20-39	.513	13	31	44	3.1	42	0	7	30	11	6	106	7.6
33	Paulicap, Pauly	3-3	51	17.0	8-20	.400	0-0	.000	3-4	.750	5	10	15	5.0	12	0	1	2	2	2	19	6.3
23	Greene, Tykei	14-0	254	18.1	25-73	.342	8-30	.267	24-35	.686	15	38	53	3.8	19	0	9	26	0	5	82	5.9
24	Ebube, Ebube	13-1	275	21.2	32-63	.508	6-16	.375	4-10	.400	21	31	52	4.0	41	2	11	14	9	6	74	5.7
22	Capuano, Thomas	14-4	284	20.3	28-67	.418	14-40	.350	1-2	.500	7	19	26	1.9	19	0	23	17	0	11	71	5.1
10	Mack, Nehemiah	14-14	337	24.1	22-47	.468	8-22	.364	12-16	.750	3	13	16	1.1	33	1	39	17	1	16	64	4.6
12	Hinckson, Christian	14-10	262	18.7	21-56	.375	2-10	.200	17-31	.548	11	26	37	2.6	20	0	20	18	5	5	61	4.4
52	Usilo, Samson	9-0	123	13.7	12-25	.480	1-2	.500	3-13	.231	6	15	21	2.3	12	1	3	9	1	4	28	3.1
21	Maloney, Matt	1-0	2	2.0	1-2	.500	1-2	.500	0-0	.000	0	0	0	0.0	0	0	0	0	0	0	3	3.0
03	Buchanan, Elijah	14-4	160	11.4	10-47	.213	3-17	.176	9-19	.474	6	16	22	1.6	26	1	12	16	2	4	32	2.3
30	Diallo, Ibrahima	8-0	66	8.3	5-15	.333	0-0	.000	0-1	.000	4	6	10	1.3	13	1	1	5	0	6	10	1.3
11	Schreier, Daniel	11-0	70	6.4	4-7	.571	2-5	.400	0-0	.000	3	8	11	1.0	5	0	2	4	2	0	10	0.9
02	Lasko, Ethan	8-0	19	2.4	0-3	.000	0-2	.000	1-2	.500	0	2	2	0.3	0	0	0	1	0	0	1	0.1
32	Salis, Kevin	1-0	2	2.0	0-0	.000	0-0	.000	0-0	.000	0	0	0	0.0	1	0	0	0	0	0	0	0.0
05	Boyce, Jesse	1-0	1	1.0	0-1	.000	0-0	.000	0-0	.000	0	0	0	0.0	0	0	0	0	0	0	0	0.0
Team											20	16	36					13				
Total.....		14	2800		299-674	.444	108-275	.393	128-213	.601	121	295	416	29.7	292	7	167	219	35	91	834	59.6
Opponents.....		14	2800		283-649	.436	86-257	.335	206-288	.715	115	298	413	29.5	241	-	157	195	46	89	858	61.3