

MBB Contacts: Brian Beyrer (bbeyrer@iona.edu), Jonathan Stanko (jstanko@iona.edu)

February 8, 2019



WATCH LIVE - ESPN3 - Vin Parise and Adam Finkelstein



### 2018-19 SCHEDULE/RESULTS

Overall: 7-14 H: 5-2 A: 1-9 N: 1-3 MAAC: 5-5

| Date   | Opponent                       | Time/Result |
|--|--------------------------------|-------------|
| 11/9/18                                      | ALBANY (ESPN3)                 | W, 72-68    |
| 11/13/18                                     | at New Mexico (Mtn. West Net.) | L, 83-90    |
| MGM Resorts Main Event                       |                                |             |
| 11/19/18                                     | vs. Long Beach State           | L, 85-86    |
| 11/21/18                                     | vs. Hartford                   | W, 80-75    |
| 11/24/18                                     | at Providence (YES Network)    | L, 79-91    |
| 11/27/18                                     | at Ohio (ESPN+)                | L, 65-89    |
| 12/1/18                                      | at VCU (ESPN+)                 | L, 59-88    |
| MSG Holiday Festival - Madison Square Garden |                                |             |
| 12/9/18                                      | vs. Columbia (Fox Sports 1)    | L, 71-74    |
| Boardwalk Classic - Atlantic City, NJ        |                                |             |
| 12/15/18                                     | vs. Princeton (FloHoops.com)   | L, 81-85    |
| 12/22/18                                     | at Yale (ESPN+)                | L, 84-99    |
| 12/30/18                                     | HOLY CROSS (ESPN+)             | L, 71-78    |
| 1/3/19                                       | MONMOUTH* (ESPN3)              | W, 103-84   |
| 1/5/19                                       | FAIRFIELD* (ESPN3)             | W, 94-87    |
| 1/11/19                                      | at Niagara*                    | L, 90-95    |
| 1/13/19                                      | at Canisius* (ESPN3)           | W, 88-70    |
| 1/18/19                                      | MARIST* (ESPN+)                | W, 90-77    |
| 1/20/19                                      | at Monmouth* (ESPN3)           | L, 81-83    |
| 1/25/19                                      | RIDER* (ESPN3)                 | W, 77-71    |
| 1/27/19                                      | at Fairfield* (ESPN+)          | L, 68-80    |
| 1/31/19                                      | at Marist* (ESPN3)             | L, 74-78    |
| 2/2/19                                       | SIENA* (ESPN3)                 | L, 54-56    |
| 2/8/19                                       | QUINNIPIAC* (ESPN+)            | 7 p.m.      |
| 2/10/19                                      | NIAGARA* (ESPN+)               | 1 p.m.      |
| 2/13/19                                      | at Siena* (ESPN+)              | 7 p.m.      |
| 2/15/19                                      | SAINT PETER'S* (ESPN+)         | 7 p.m.      |
| 2/19/19                                      | at Quinnipiac* (ESPN3)         | 7 p.m.      |
| 2/22/19                                      | at Manhattan* (ESPN3/+)        | 7 p.m.      |
| 2/24/19                                      | CANISIUS* (ESPN+)              | 1 p.m.      |
| 3/1/19                                       | at Rider* (ESPN3/+)            | 7 p.m.      |
| MAAC Championship - Albany, NY               |                                |             |
| 3/7/18                                       | First Round                    |             |
| 3/8-9/18                                     | Quarterfinal                   |             |
| 3/10/18                                      | Semifinal                      |             |
| 3/11/18                                      | Championship Game              |             |

Home events in CAPS & BOLD;  
MAAC Games noted by an asterisk

## GAELS HOST QUINNIPIAC ON CYSTIC FIBROSIS AWARENESS NIGHT

The Iona College men's basketball team (7-14, 5-5 MAAC) looks to snap a three-game slide when they host Quinnipiac (9-12, 4-4 MAAC) at the Hynes Center Thursday night. The two teams meet during the Gaels annual "Coaches Cure CF" Cystic Fibrosis Awareness Night.

### IONA VS. QUINNIPIAC - SERIES HISTORY

- Iona and Quinnipiac square off for the 11th time in history and the in the Tim Cluess era.
- Iona leads the 7-3 following its win in its only meeting with the Bobcats last season.
- Iona is 5-0 in New Rochelle in the five years the Bobcats have been a member of the MAAC.

### SCOUTING QUINNIPIAC (11-10, 6-4 MAAC)

- Fifth-year guard Cameron Young leads the MAAC in scoring at 21.3 ppg. Young also leads with 59 3FG.
- Sophomore guard Rich Kelly averages 12.7 ppg and has a team leading 77 assists.
- Sophomore guard Jacob Rigoni averages 9.9 ppg and is No. 2 with 44 3FG.
- The Bobcats were picked tied for third with the Gaels in the MAAC this season under second-year head coach Baker Dunleavy.

### GAELS IN MAAC REGULAR SEASON PLAY

Since the inception of the MAAC in the 1981-82 season, Iona has compiled a **381-237 (.617)** record in regular season conference play. The Gaels' **381** wins and **.617** winning percentage are the highest of any current MAAC member. The Gaels became the first MAAC team to reach 375 wins with its win at Saint Peter's on Feb. 10, 2018, five seasons after reaching 300. Iona is currently **83** ahead of Manhattan, the No. 2 team on the list.

### GAELS IN MAAC PLAY AT HOME

The Gaels finished 2017-18 with a 6-3 mark at home. Iona has won **36 of its last 46** MAAC regular season contests at the Hynes Center. Iona is **65-14 (.823)** in New Rochelle under head coach Tim Cluess. The Gaels overall record in home conference games is an outstanding **216-87 (.713)**.



**COACHES CURE**  
Cystic Fibrosis

#### Iona vs. Quinnipiac

Overall: 7-3 (.700) (7-3, Cluess)  
Home: 5-0  
Away: 2-2  
Neutral: 0-1

#### ALL TIME MEETINGS

| Date     | W-L | Score    | Site |
|----------|-----|----------|------|
| 11/16/12 | L   | 92-98 OT | USVI |
| 1/6/14   | L   | 74-86    | A    |
| 1/24/14  | W   | 95-73    | H    |
| 1/6/15   | W   | 81-73    | H    |
| 2/15/15  | W   | 60-57    | A    |
| 1/2/16   | W   | 78-66    | A    |
| 2/15/16  | W   | 78-59    | H    |
| 1/14/17  | L   | 91-97 OT | A    |
| 1/23/17  | W   | 84-74    | H    |
| 2/2/18   | W   | 87-82 OT | H    |

|            |         |          |  |
|------------|---------|----------|--|
| 10 games   |         |          |  |
| Iona       | 820 pts | 82.0 ppg |  |
| Quinnipiac | 765 pts | 76.5 ppg |  |

#### GAELS VS. BOBCATS

| NAME     | GP | MIN  | PTS  | REB | AST |
|----------|----|------|------|-----|-----|
| McGill   | 4  | 33.8 | 14.0 | 4.5 | 6.3 |
| Crawford | 3  | 27.7 | 13.3 | 5.7 | 0.7 |

## 2018-19 Iona Gaels at a Glance

## Name Cl. Pos. Ht. Wt. PPG RPG APG Of Note

### Starters (based on last game's starting five)

|    |               |     |   |     |     |      |     |     |   |
|----|---------------|-----|---|-----|-----|------|-----|-----|---|
| 0  | Rickey McGill | Sr. | G | 6-2 | 185 | 15.4 | 4.6 | 5.3 | No. 3 in scoring in MAAC games (17.7 ppg), No. 2 in steals (2.3/g), No. 4 with 5.1 apg                |
| 2  | E.J. Crawford | Jr. | G | 6-6 | 210 | 17.7 | 5.0 | 1.9 | No. 2 in scoring in MAAC games (19.5 ppg)...Recorded nine 20+ point efforts in last 13 games          |
| 5  | Ben Perez     | Jr. | G | 6-3 | 180 | 9.5  | 3.0 | 1.1 | Scored 17p with 5 3FG in loss to Siena... Avg. 3.3 3FG/g at a 55.5% clip in last six games            |
| 12 | Tajuan Agee   | Jr. | F | 6-8 | 215 | 12.0 | 7.1 | 0.9 | No. 2 in rebounding in MAAC games (7.9/g)... Team leading five double-doubles, incl. three with 20/10 |
| 44 | Niksa Nikolic | Jr. | F | 6-8 | 234 | 3.2  | 2.5 | 0.4 | Has started last six games he has played... DNP vs. Marist (illness)                                  |

### Reserves

|    |                    |     |   |      |     |      |     |     |  |
|----|--------------------|-----|---|------|-----|------|-----|-----|--|
| 1  | Isaiah Still       | Jr. | G | 6-6  | 190 | 7.9  | 3.5 | 1.5 | Sat out 2017-18 (transfer)... Has missed nine of last 10 games due to injury                                   |
| 3  | Asante Gist        | Jr. | G | 5-11 | 185 | 12.2 | 2.3 | 2.0 | 16.3p, 51.0 FG%, 45.2 3FG%, 2.8 3FG/g in 10g off bench... 9.3 ppg, 34.8 FG%, 24.5 3FG%, 1.2 3FG/g in 10 starts |
| 10 | Andrija Ristanovic | Fr. | F | 6-11 | 215 | 3.6  | 3.1 | 0.6 | Did not score but matched season-high with 8 reb vs. Siena   |
| 13 | Jahnathan Maxwell  | Jr. | F | 6-8  | 230 | 3.5  | 2.2 | 0.7 | Both 10+ pt efforts have come at home vs. MON/MAR... Season bests 16p, 7r, 3a, 4 3FG vs. MON                   |
| 24 | Malik Rhem         | Jr. | G | 6-3  | 170 | 0.0  | 0.0 | 0.0 | Walk-on, spent frosh & soph. seasons as a team manager... Made first appearance vs. MON                        |
| 32 | Payton Hudson      | Fr. | G | 6-0  | 170 | 0.4  | 0.4 | 0.5 | Lone true freshman on the squad... season-high 24 min at Fairfield   |



## 2018-19 MAAC STANDINGS

| SCHOOL            | MAAC     |          |             | OVERALL   |           |             |
|-------------------|----------|----------|-------------|-----------|-----------|-------------|
|                   | W        | L        | PCT         | W         | L         | PCT         |
| Rider             | 7        | 3        | .700        | 12        | 10        | .545        |
| Monmouth          | 8        | 4        | .667        | 9         | 16        | .360        |
| <b>QUINNIPIAC</b> | <b>6</b> | <b>4</b> | <b>.600</b> | <b>11</b> | <b>10</b> | <b>.524</b> |
| Siena             | 6        | 4        | .600        | 11        | 12        | .478        |
| Canisius          | 6        | 4        | .600        | 9         | 13        | .409        |
| <b>IONA</b>       | <b>5</b> | <b>5</b> | <b>.500</b> | <b>7</b>  | <b>14</b> | <b>.333</b> |
| Manhattan         | 5        | 6        | .455        | 7         | 16        | .304        |
| Niagara           | 4        | 6        | .400        | 11        | 12        | .478        |
| Marist            | 4        | 7        | .364        | 9         | 14        | .391        |
| Fairfield         | 4        | 8        | .333        | 7         | 17        | .292        |
| Saint Peter's     | 3        | 7        | .300        | 6         | 16        | .273        |

## THIS WEEK'S MAAC ACTION

**Monday, February 4, 2019**

Marist 78, CANISIUS 71 OT  
SIENA 61, Fairfield 50

**Tuesday, February 5, 2019**

MANHATTAN 73, Rider 66

**Thursday, February 7, 2019**

Monmouth 53, SAINT PETER'S 51

**Friday, February 8, 2019**

Niagara at Marist ..... 7 p.m.  
Siena at Manhattan..... 7 p.m.  
**QUINNIPIAC AT IONA ..... 7 P.M.**  
Canisius at Rider ..... 7 p.m.

**Saturday, February 9, 2019**

Monmouth at Fairfield ..... 1 p.m.

**Sunday, February 10, 2019**

**NIAGARA AT IONA ..... 1 P.M.**  
Canisius at Saint Peter's ..... 1 p.m.  
Siena at Rider ..... 2 p.m.

**Tuesday, February 12, 2019**

Rider at Quinnipiac ..... 7 p.m.

**Wednesday, February 13, 2019**

**IONA AT SIENA ..... 7 P.M.**

**Friday, February 15, 2019**

Monmouth at Rider ..... 7 p.m.  
Fairfield at Canisius ..... 7 p.m.  
Manhattan at Niagara ..... 7 p.m.  
**SAINT PETER'S AT IONA..... 7 P.M.**  
Marist at Quinnipiac ..... 8 p.m.

**Sunday, February 17, 2019**

Marist at Monmouth ..... 2 p.m.  
Fairfield at Niagara ..... 2 p.m.  
Rider at Saint Peter's ..... 2 p.m.  
Quinnipiac at Siena ..... 2 p.m.  
Manhattan at Canisius ..... 2 p.m.

**Tuesday, February 19, 2019**

**IONA AT QUINNIPIAC ..... 7 P.M.**  
Saint Peter's at Siena..... TBD

**Friday, February 22, 2019**

Niagara at Rider..... 7 p.m.  
Saint Peter's at Marist ..... 7 p.m.  
**IONA AT MANHATTAN ..... 7 P.M.**  
Canisius at Monmouth..... 7 p.m.

## 20+ POINT EFFORTS

- Four Iona players (Crawford, Gist, Agee, McGill) have combined for 23 20+ point efforts this season, the most in the MAAC.
- Quinnipiac ranks No. 2 with 19 (Young, Kelly, Rigoni). Niagara (16), Saint Peter's (12) and Siena (11) round out the top 5.
- Quinnipiac's Cameron Young's 13 games with 20 or more points leads the MAAC individual list.
- Iona's **E.J. Crawford** is tied with Niagara's Marvin Prochet for second with 10.

## TOUGH STRETCH

- For just the third time in nine seasons under head coach Tim Cluess Iona has dropped three straight MAAC regular season contests.
- In 2013, the Gaels lost at Niagara and Canisius and at home to Marist by a total of seven points.
- This season, the program's losses at Fairfield and Niagara and home to Siena have been by a total of eight points.
- In 2013, the Gaels finished as the No. 4 seed before winning the MAAC tournament in Springfield.

## THERE'S NO PLACE LIKE HOME

- Iona is a 5-2 at home following a 51-day stretch away from the Hynes Center, a span of nine contests in the non-conference season.
- The Gaels played four neutral site games and five true road games.

## ROAD WOES

Iona has dropped 11 of its last 12 road contests, its lone win coming at Canisius in early January. The win snapped an eight-game road losing streak dating back to the final two MAAC regular season road contests last season. It was the longest since a seven-game slide spanning the 2012-13 and 2013-14 campaigns.

## GAELS PICKED THIRD IN PRESEASON POLL

- Iona was selected to finish third in the MAAC Coaches Poll coming off a fourth-place finish in the regular season, a MAAC tournament title and the loss of 10 performers from the 2017-18 season.
- The Gaels have won MAAC Regular Season Championships in three of head coach Tim Cluess' eight seasons (2011-12, 2013-14 and 2014-15).

## MAAC PRESEASON COACHES POLL

| No. | Team (FPV)    | Points    |
|-----|---------------|-----------|
| 1.  | Rider (11)    | 121       |
| 2.  | Canisius      | 105       |
| 3.  | <b>IONA</b>   | <b>94</b> |
|     | Quinnipiac    | 94        |
| 5.  | Monmouth      | 66        |
| 6.  | Marist        | 59        |
| 7.  | Fairfield     | 50        |
| 8.  | Manhattan     | 46        |
| 9.  | Niagara       | 45        |
| 10. | Saint Peter's | 28        |
| 11. | Siena         | 18        |

## WHO'S BACK?

- Iona returns just two performers from the 2017-18 MAAC Championship campaign: senior **Rickey McGill** and junior **E.J. Crawford**.
- The Maroon & Gold also return red shirt freshman **Andrija Ristanovic** who sat out the 2017-18 campaign with an injury.

## WHAT'S NEW?

- Nine new faces highlight the 2017-18 Iona men's basketball roster.
- Junior transfers **Asante Gist** (Eastern Kentucky) and **Isaiah Still** (Robert Morris) came to New Rochelle last season and sat out due to NCAA transfer regulations.
- Additional junior transfers **Tajuan Agee**, **Jahnathan Maxwell**, **Niksa Nikolic** and **Ben Perez** join the squad with two years of eligibility.
- True freshman and local product **Payton Hudson** joins **Ristanovic** making their collegiate debut.
- Junior **Isaiah Ross** transferred from UMKC and will sit out the 2018-19 campaign.

## 20/20 VISION

- With its win over Fairfield in the 2018 MAAC championship game, Iona recorded its ninth straight and 22nd all-time 20+ win seasons in the 76-year history of the program.
- It extended a program record for consecutive 20+ win seasons, surpassing the previous high of four straight from 1981-85.
- Tim Cluess is the only (of 12 all-time) head coach in program history to earn 20 wins in each of his first eight seasons in New Rochelle. He is also the Iona coach to boast more than four 20+ win seasons as the leader of the Maroon & Gold (Pat Kennedy, 4).

## NINE STRAIGHT 20-WIN SEASONS

- The Gaels continued their unprecedented run of 20-win seasons in MAAC history. The nine-year stretch more than doubles the previous MAAC mark of four set by the Maroon & Gold from 1981-85 and matched by La Salle (1986-90) and Siena (2006-10).
- In MAAC history, consecutive 20+ win streaks have happened only 17 times.
- Iona has recorded 19 of its 22 20+ win seasons as a member of the MAAC, the most of any league member. Siena has posted 12, Manhattan nine and Saint Peter's eight.

## MILLENNIA MEN

- Junior **E.J. Crawford** became the 41st player in Iona men's basketball history to record 1,000 career points in a 20-point effort at Canisius
- Senior **Rickey McGill** was the 40th with 16 points at VCU on Dec. 1 earlier this season.
- They are the 10th and 11th players under Tim Cluess to reach the mark.
- In eight-plus seasons, Cluess has mentored more than 1/4 of Iona's all-time 1,000 point scorers.

## 1000 POINT SCORERS UNDER TIM CLUESS

| Rk* | Name                 | Points       | Year Reached      |
|-----|----------------------|--------------|-------------------|
| 3.  | A.J. English         | 2,004        | 2015 (3rd)        |
| 8.  | Sean Armand          | 1,694        | 2013 (3rd)        |
| 12. | Scott Machado        | 1,613        | 2012 (3rd)        |
| 15. | David Laury          | 1,465        | 2015 (3rd)        |
| 25. | Lamont Jones         | 1,287        | 2013 (2nd)        |
| 26. | Mike Glover          | 1,286        | 2012 (2nd)        |
| 29. | <b>RICKEY MCGILL</b> | <b>1,234</b> | <b>2018 (4TH)</b> |
| 31. | <b>E.J. CRAWFORD</b> | <b>1,115</b> | <b>2019 (3RD)</b> |
| 32. | Schadrac Casimir     | 1,112        | 2018 (3rd)        |
| 36. | Jordan Washington    | 1,070        | 2017 (2nd)        |
| 39. | Isaiah Williams      | 1,044        | 2016 (3rd)        |

\*. current Iona rank

**KING OF THE HILL, TOP OF THE LIST**

• No team among the 14 NYC Metropolitan Area Division I basketball programs within 30 miles of the center of NY College basketball, Madison Square Garden has won more games than Iona College in the last 23+ seasons (443; Hofstra #2, 418).

• Iona's 20 wins were the third most and .606 winning percentage was the fourth highest in 2017-18 in the Metro Area.

• Since head coach **Tim Cluess** took the reins in 2010-11, Iona's 189 wins and .641 win percentage are also the best in both categories. (Seton Hall, 163 wins; Wagner, .581 win pct.)

• Since 1995-96, the Maroon & Gold hold the lead in wins (443), 25 more than Hofstra, 41 more than No. 3 Seton Hall and the top win percentage (.587).

• Iona's eight postseason appearances (five NCAA, two NIT, one CIT) since 2010-11 are the most during the time frame, twice as many as LIU Brooklyn (4 NCAA), Seton Hall (3 NCAA, 1 NIT) and St. John's (two NCAA, two NIT).

**TOP NEW YORK METRO TEAMS (2010-18)\***

| Team         | 2010-2018      |             | 1995-2018      |             |
|--------------|----------------|-------------|----------------|-------------|
|              | W-L            | Pct         | W-L            | Pct         |
| <b>IONA</b>  | <b>189-106</b> | <b>.641</b> | <b>443-312</b> | <b>.587</b> |
| Wagner       | 158-114        | .581        | 361-346        | .511        |
| Seton Hall   | 163-123        | .570        | 402-340        | .542        |
| LIU Brooklyn | 158-123        | .562        | 342-370        | .480        |
| N.J.I.T.     | 142-128        | .526        | 294-374        | .440        |
| St. John's   | 147-138        | .516        | 388-356        | .522        |
| Hofstra      | 146-139        | .512        | 418-328        | .560        |

\* - all teams with .500 or better record since 2010

**ABOUT CONFERENCE TOURNAMENT TITLES**

• Iona is one of four NCAA Division I programs to capture its last three straight conference tournament championships, joining Gonzaga (six straight), Kentucky (four straight) and South Dakota State (three straight).

• Only eight programs have won at least four tournament titles in the last seven seasons. Iona's four during the time frame is only eclipsed by Gonzaga (7), New Mexico State (6) and San Diego State (5) while matching the mark of Harvard, Kentucky, Stephen F. Austin, and Texas Southern.

**CONFERENCE TOURNAMENT TITLES**

| School           | Conf.       | Last 7 Yrs | Consec.  |
|------------------|-------------|------------|----------|
| Gonzaga          | WCC         | 6          | 6        |
| New Mexico St.   | WAC         | 6          | 2        |
| South Dakota St. | Summit      | 5          | 3        |
| <b>Iona</b>      | <b>MAAC</b> | <b>4</b>   | <b>3</b> |
| Kentucky         | SEC         | 4          | 3        |
| S.F. Austin      | Southland   | 4          | 2        |
| Texas Southern   | SWAC        | 4          | 2        |
| Harvard          | Ivy         | 4          | 0        |

**ABOUT NCAA TOURNAMENT APPEARANCES**

• 37 of the 351 NCAA Division I programs have appeared in at least five of the last seven NCAA Tournaments. Only four of the 37 have come from mid-major conferences (Gonzaga [7], Iona [5], New Mexico State [6] and South Dakota State [5]).

• 21 teams in the 2018 NCAA Tournament have also appeared in the 2016 and 2017 brackets, the last three-in-a-row. Only Gonzaga, Iona and South Dakota State can stake the claim among members of mid-major conferences.

**MID-MAJOR PROGRAMS WITH FIVE NCAA****APPEARANCES IN LAST SEVEN YEARS\***

| School            | Conf.       | #        |
|-------------------|-------------|----------|
| Gonzaga*          | WCC         | 7        |
| New Mexico St.    | WAC         | 6        |
| <b>Iona*</b>      | <b>MAAC</b> | <b>5</b> |
| South Dakota St.* | Summit      | 5        |

\* - only mid-major programs to appear in 2016, 2017, 2018 tournaments

**EFFICIENT, EFFECTIVE, AND FAST PACED**

• Iona currently ranks No. 122 in the nation on Ken Pomeroy's Adjusted Offensive Efficiency (106.4) through 21 games, but have been a perennial top 80 team under **Tim Cluess**.

• Offensive Efficiency is measured by calculating the amount of points a team would score in 100 possessions. Ken Pomeroy's formula adjusts for the quality of opposing defenses, the site of each game, and when each game was played.

• Iona ranks No. 72 (53.3%) in Effective FG%.

• EFG% adjusts for the fact that a three-point field goal is worth one more point than a two-point field goal.

• The Gaels are also 24th "fastest pace" team in the country, averaging 72.8 possessions per game.

**TEMPO, EFFICIENCY, EFG% UNDER CLUSS**

| Year    | Tempo | Rnk | OEff  | Rnk | EFG% | Rnk |
|---------|-------|-----|-------|-----|------|-----|
| 2018-19 | 72.8  | 24  | 106.4 | 122 | 53.3 | 72  |
| 2017-18 | 70.7  | 56  | 110.3 | 80  | 54.1 | 56  |
| 2016-17 | 70.6  | 60  | 110.8 | 67  | 53.4 | 56  |
| 2015-16 | 72.6  | 31  | 109.4 | 85  | 53.8 | 33  |
| 2014-15 | 69.9  | 12  | 110.4 | 38  | 54.7 | 17  |
| 2013-14 | 69.9  | 34  | 118.1 | 7   | 57.4 | 3   |
| 2012-13 | 71.1  | 8   | 112.2 | 19  | 52.1 | 47  |
| 2011-12 | 70.7  | 20  | 112.9 | 17  | 56.5 | 4   |
| 2010-11 | 69.3  | 49  | 111.9 | 27  | 54.4 | 9   |

**MCGILL NAMED MAAC PLAYER OF THE WEEK**

• Senior **Rickey McGill** was the leader of the Maroon & Gold offense in its 2-0 start to MAAC play.

• McGill averaged 22.0 ppg, 4.0 rpg, 6.0 apg and 4.0 spg. He shot 58.3% from the floor and 57.1% from beyond the arc.

• McGill became the 50th Gael to earn a MAAC weekly honor in eight-plus seasons under head coach but the first since **Jordan Washington** on Jan. 2, 2018, just over two years ago.

**CLOSE SHAVES**

• After playing 15 games decided by five points or less last season (8-6), nine of Iona's 21 contests in 2018-19 have been (2-7) closely contested.

• The school record is 16 games, reached in 2012-13 and 2004-05.

• In 2014-15, the Gaels recorded an 11-4 mark in close games, earning the most wins in program history.

• Iona has recorded four seasons with 15 or more games decided by five or less points, three of them under head coach Tim Cluess, with a 27-27 mark.

**HIGH SCORING AFFAIRS**

• Iona has reached 100 points 17 times in eight-plus seasons under head coach Tim Cluess, including a single-season program record four times in 2011-12.

• Iona is 13-4 under Cluess and 53-6 all-time when scoring 100 or more.

• The Gaels scored 90 or more points 62 times in 290 (21.3%) games under Cluess and are 50-12.

• Iona is 116-34 when reaching at least 80 points under Cluess

**FUN WITH NUMBERS****Tim Cluess' record by month...**

| Mo.  | '11   | '12  | '13   | '14   | '15  | '16   | '17   | '18   | '19  | Total   |
|------|-------|------|-------|-------|------|-------|-------|-------|------|---------|
| N    | 3-3   | 4-1  | 3-2   | 2-2   | 4-2  | 1-2   | 3-2   | 2-4   | 2-4  | 24-22   |
| D    | 5-2   | 6-2  | 4-4   | 3-4   | 4-3  | 4-4   | 6-3   | 5-3   | 0-5  | 38-30   |
| J    | 5-4   | 7-2  | 7-2   | 7-2   | 8-1  | 6-3   | 6-3   | 6-2   | 5-4  | 56-23   |
| F    | 7-1   | 7-1  | 1-5   | 7-1   | 8-0  | 8-1   | 4-4   | 4-4   | 0-1  | 46-18   |
| M    | 5-2   | 1-2  | 5-1   | 3-2   | 2-3  | 3-1   | 3-1   | 3-1   |      | 24-13   |
| Tot. | 25-12 | 25-8 | 20-14 | 22-10 | 26-9 | 22-11 | 22-13 | 20-14 | 7-14 | 189-106 |

**All-Time Win-Loss Records****2,046 games played**

All-Time (1940-present) - 1,180-866 (.577)

Home (1948-present) - 552-184 (.750)

Away (1948-present) - 354-446 (.443)

Neutral (1948-present) - 198-197 (.501)

Overtime games (1947-present) - 58-54 (.518)

\*\*Home, Away Neutral not available 1940-47\*\*

**MAAC Records (1982-present)****618 games played**

MAAC All-Time - 381-237 (.617)

MAAC Home - 216-87 (.713)

MAAC Away - 156-148 (.513)

MAAC Neutral - 9-2 (.818)

MAAC Tournament - 53-26 (.667)

**Hynes Athletics Center Records (1974-present)****549 games played**

Overall - 407-142 (.741)

Non-Conference Games - 191-54 (.780)

MAAC Games - 216-87 (.713)

**INDIVIDUAL CAREER TOTALS**

| Player     | G   | Pts   | Reb | Ast | Blk | Stl |
|------------|-----|-------|-----|-----|-----|-----|
| McGill     | 120 | 1,234 | 411 | 503 | 26  | 183 |
| Crawford   | 89  | 1,115 | 326 | 114 | 20  | 48  |
| Still      | 72  | 870   | 295 | 120 | 19  | 58  |
| Gist       | 58  | 798   | 145 | 175 | 1   | 46  |
| Ross       | 66  | 636   | 163 | 51  | 1   | 33  |
| Agee       | 21  | 251   | 149 | 19  | 13  | 19  |
| Perez      | 41  | 225   | 68  | 23  | 5   | 24  |
| Ristanovic | 19  | 69    | 58  | 11  | 10  | 6   |
| Maxwell    | 20  | 69    | 44  | 13  | 3   | 9   |
| Nikolic    | 18  | 57    | 45  | 8   | 14  | 5   |
| Hudson     | 13  | 5     | 5   | 6   | 0   | 4   |

**TALE OF THE TAPE**

| Iona        | Quinnipiac             |
|-------------|------------------------|
| 7-14 / 5-5  | Record / MAAC          |
| 5-5 (L3)    | Last 10 Games (Streak) |
| 306/245/242 | RPI*/NET*/KenPom       |
| 78.5        | Scoring Offense        |
| 81.1        | Scoring Defense        |
| -2.6        | Scoring Margin         |
| .458        | FG%                    |
| .344        | 3-pt FG%               |
| .732        | FT%                    |
| .456        | Opponent FG%           |
| .380        | Opponent 3-pt FG%      |
| .711        | Opponent FT%           |
| 33.8-37.6   | Rebounding Difference  |
| -3.9        | Rebound Margin         |
| 13.6        | Assists/game           |
| 13.8        | Turnovers/game         |
| 7.0         | Steals/game            |
| 2.6         | Blocks/games           |

\*-from WarrenNolan.com (as of 2/7/19)

**FOLLOW @ICGAELS**



## DOUBLE DIGIT DYNAMICS

Games with: 18-19 17-18 Tot Rec

## at least 10 points

|            |    |    |    |       |
|------------|----|----|----|-------|
| McGill     | 19 | 24 | 61 | 35-26 |
| Crawford   | 19 | 23 | 61 | 34-27 |
| Gist       | 13 | 3  | 41 | 15-26 |
| Agee       | 13 | -  | 13 | 5-8   |
| Perez      | 8  | -  | 10 | 6-4   |
| Still      | 3  | -  | 42 | 16-26 |
| Maxwell    | 2  | -  | 2  | 2-0   |
| Ristanovic | 2  | -  | 2  | 1-1   |
| Nikolic    | 1  | -  | 1  | 0-1   |
| Ross       | -  | 19 | 31 | 12-19 |

## at least 20 points

|          |    |   |    |      |
|----------|----|---|----|------|
| Crawford | 10 | 4 | 15 | 7-8  |
| Gist     | 6  | 0 | 18 | 8-10 |
| Agee     | 4  | - | 4  | 1-3  |
| McGill   | 3  | 5 | 12 | 5-7  |
| Still    | 0  | - | 11 | 7-4  |
| Ross     | -  | 5 | 5  | 3-2  |

## at least 30 points

|        |   |   |   |     |
|--------|---|---|---|-----|
| McGill | 0 | 1 | 1 | 0-1 |
|--------|---|---|---|-----|

## at least 40 points

|        |   |   |   |     |
|--------|---|---|---|-----|
| McGill | 0 | 1 | 1 | 0-1 |
|--------|---|---|---|-----|

## at least 10 rebounds

|        |   |   |   |     |
|--------|---|---|---|-----|
| Agee   | 6 | - | 6 | 2-4 |
| Perez  | 1 | 0 | 1 | 1-0 |
| Still  | 0 | - | 2 | 2-0 |
| McGill | 0 | 1 | 1 | 1-0 |

## at least 10 assists

|        |   |   |   |     |
|--------|---|---|---|-----|
| McGill | 0 | 1 | 4 | 3-1 |
|--------|---|---|---|-----|

## Double-Doubles

|        |   |   |   |     |
|--------|---|---|---|-----|
| Agee   | 5 | - | 5 | 1-4 |
| Perez  | 1 | 0 | 1 | 1-0 |
| McGill | 0 | 2 | 4 | 3-1 |
| Still  | 0 | - | 2 | 2-0 |

## Leading Scorer (including ties)

|          |    |   |    |       |
|----------|----|---|----|-------|
| Crawford | 13 | 5 | 19 | 8-11  |
| Gist     | 5  | 1 | 20 | 6-14  |
| McGill   | 3  | 6 | 14 | 8-6   |
| Agee     | 3  | - | 3  | 1-2   |
| Still    | 0  | - | 25 | 11-14 |
| Ross     | -  | 8 | 9  | 4-5   |

## Leading Rebounder (including ties)

|            |   |   |    |     |
|------------|---|---|----|-----|
| Agee       | 9 | - | 9  | 4-5 |
| Crawford   | 6 | 4 | 11 | 4-7 |
| Still      | 3 | - | 10 | 6-4 |
| McGill     | 3 | 5 | 12 | 6-6 |
| Ristanovic | 3 | - | 3  | 0-3 |
| Perez      | 2 | - | 2  | 1-1 |
| Ristanovic | 2 | - | 2  | 0-2 |
| Nikolic    | 2 | - | 2  | 0-2 |
| Maxwell    | 1 | - | 1  | 0-1 |
| Gist       | 0 | 0 | 1  | 0-1 |
| Ross       | - | 5 | 5  | 1-4 |

## Leading Assists (including ties)

|          |    |    |    |       |
|----------|----|----|----|-------|
| McGill   | 16 | 22 | 63 | 33-30 |
| Crawford | 3  | 0  | 3  | 2-1   |
| Gist     | 2  | 2  | 20 | 7-13  |
| Perez    | 2  | 0  | 2  | 1-1   |
| Nikolic  | 1  | 0  | 1  | 1-2   |
| Still    | 0  | -  | 11 | 4-7   |
| Ross     | -  | 2  | 3  | 0-3   |

## THIRD TO 100

- Iona head coach Tim Cluess became the third head coach in MAAC history to record 100 regular season wins with the Gaels' win at Marist Feb. 17.
- Cluess joined Joe Mihalich (Niagara) seasons and Jimmy Patsos (Loyola/Siena) in the century club.
- Cluess was also the fastest of the trio to reach the mark (131 games) with Mihalich becoming the first in 159 games and Patsos the second in 188 games.

## MAAC REGULAR SEASON WINS LEADERBOARD

| Coach          | Team                 | Wins | Years |
|----------------|----------------------|------|-------|
| Joe Mihalich   | Niagara              | 166  | 15    |
| Jimmy Patsos   | Loyola/Siena         | 132  | 14    |
| Tim Cluess     | Iona                 | 117  | 8+    |
| John Dunne     | Saint Peter's/Marist | 95   | 13+   |
| Jeff Ruland    | Iona                 | 89   | 9     |
| Bobby Gonzalez | Manhattan            | 85   | 7     |

## CLUESS RANKS SECOND ALL-TIME IN WINS

- With Iona's win in the 2016 MAAC Championship over Monmouth, head coach **Tim Cluess** became No. 2 on Iona's all-time coaching wins list, surpassing Goal Club Hall of Famer **Jeff Ruland's** mark of 139 over nine seasons.
- Cluess has led Iona to **116 MAAC regular season wins** through eight-plus seasons, **the third most in conference history** behind former Siena/Loyola head coach Jimmy Patsos (132 in 14 seasons) and former Niagara skipper Joe Mihalich (166 in 15 seasons).

## IONA'S ALL-TIME COACHING LIST (BY WINS)

| Coach             | Years                 | W          | L          | PCT         |
|-------------------|-----------------------|------------|------------|-------------|
| Jim McDermott     | 1948-73 (25)          | 319        | 253        | .558        |
| <b>TIM CLUESS</b> | <b>2010-PRES (8+)</b> | <b>189</b> | <b>106</b> | <b>.641</b> |
| Jeff Ruland       | 1998-07 (9)           | 139        | 135        | .507        |
| Pat Kennedy       | 1980-86 (6)           | 124        | 60         | .674        |
| Jim Valvano       | 1975-80 (5)           | 95         | 46         | .674        |
| Gary Brokaw       | 1986-91 (5)           | 72         | 74         | .493        |
| Tim Welsh         | 1995-98 (3)           | 70         | 22         | .761        |
| Br. Arthur Loftus | 1941-42, 46 (3)       | 50         | 18         | .735        |
| Jerry Welsh       | 1991-95 (4)           | 47         | 63         | .427        |
| Kevin Willard     | 2007-10 (3)           | 45         | 49         | .479        |
| Gene Roberti      | 1973-75 (2)           | 15         | 32         | .319        |
| Pete Caruso       | 1947 (1)              | 15         | 8          | .652        |

## LET IT RAIN

- Since 2000-01, Iona has produced **135** games with 10 or more three-point field goals. Five came in the seven seasons under head coach **Jeff Ruland** and seven came with **Kevin Willard** at the helm (three years).
- Under **Tim Cluess**, Iona has posted **125** games (22 in 2013-14, 18 in 2014-15, 15 in 2015-16, 20 in 2016-17, 14 in 2017-18) with double-digit trifectas including **nine** this season.
- The Gaels shattered a school record with 24 3FG on Nov. 26 vs. Delaware State, beating the previous mark of 18, reached twice (at Albany, Nov. 23, 2010; vs. Liberty, Dec. 18, 2012).
- The Maroon & Gold set its No. 2 total of 20 3FG made in an 82-68 win at Holy Cross on Dec. 19, 2017. The first 10 field goals made in the contest were from distance as the team set a first half program record with 12 in the win.
- Iona's top 25 three-point field goal efforts have come with **Cluess** as head coach.
- Against Liberty, Iona's 41 three-point attempts set a new standard. No. 2 was 40 vs. Fairfield this season and No. 3 came in a 24-for-39 effort vs. Delaware State.

- Through **21 games** this season, Iona has made a three-pointer in **351** straight and **799** out of its last **801** games. The school record is 385 straight from Jan. 5, 1994 - Dec. 16, 2006.
- The Gaels have failed to hit a three-pointer in just 18 of their **1,027** games played since the line was adopted for the 1986-87 season.

## SERIES SUCCESS

- Iona has lost only two MAAC regular season series in eight-plus seasons under head coach Tim Cluess.
- The Gaels have won 35 series and tied 33 since the 2010-11 season.
- Prior to Monmouth snapping the streak in 2016-17, the last time Iona went 0-2 against a MAAC opponent in the regular season was vs. eventual MAAC champion Siena in 2009-10.

| Year     | Series W-L-T | 0-1 Rec (1st game Losses) |
|----------|--------------|---------------------------|
| 2010-11  | 4-0-5        | 2-0 SIE, FFD              |
| 2011-12  | 6-0-3        | 1-0 MAN^                  |
| 2012-13  | 2-0-7        | 2-0 SPU, RID              |
| 2013-14  | 7-0-3        | 2-0 QUI, CAN^             |
| 2014-15  | 7-0-3        | 1-0 MON                   |
| 2015-16  | 6-0-4        | 1-0 MON^, SIE^            |
| 2016-17  | 3-1-6        | 3-1 FFD, MON, NIA^, QUI   |
| 2017-18* | 5-1-4        | 0-1 CAN                   |
| 2018-19  | 0-0-3        | 0-0 NIA, SIE^             |

\*two one-game series wins | ^ - at home

## WIDE MARGINS

- The Gaels are **109-33** in games decided by 10 or more points since head coach **Tim Cluess** took the reins in 2010-11.
- After winning 81 of the first 99 double-digit decisions in his first six seasons (81-18, .818), Iona is 27-15 (.643) since 2016-17.
- During the MAAC regular season, the program is **70-6 (.921)** in MAAC regular season games decided by 10 or more points under Cluess.
- In 12 seasons as an NCAA head coach, Cluess has lost just 14 games by 15 or more points.
- Iona's 126-76 win over Delaware State was the second 50+ point victory in program history and first since the 1967-68 (46 years) campaign.
- In his 12+ seasons as an NCAA coach, Cluess has mentored his team to a **171-35** mark in 10+ point contests.

## RICHIE GUERIN'S #14 HANGS IN THE RAFTERS

- Iona honored the legacy of **Richie Guerin '54** by retiring his number 14 on Jan. 31, 2014 the first ever in school history.
- Guerin is an Iona College Goal Club (1983), Marine Corps Sports (2004), and Naismith Memorial Basketball Hall of Fame (2013) inductee who starred for the Maroon & Gold from 1951-1954.
- He rewrote the basketball record books at Iona, scoring 1,375 points and graduated as the leading scorer in school history.
- A two-time All-Metropolitan selection with the Gaels, he scored a then school-record 40 points against John Carroll in 1954 and was the first Gael to score 40 or more points in a game.
- Following his playing days at Iona, Guerin played with the National Basketball Association's New York Knicks from 1956-1963 and was a player-coach of the St. Louis/Atlanta Hawks franchise for nine years.
- In 13 years as a professional player, Guerin accumulated 14,676 points (17.3 per game), 4,278 rebounds (5.1 per game), and 4,211 assists (5.0 per game) over 848 games.

**GAEL GREATS**

In addition to Naismith Hall of Famer **Richie Guerin '54**, here are additional significant names in Iona basketball history:

- **Jim Valvano** - legendary head coach at Iona from 1975-80 who "Dared To Dream" to win a national championship with the Gaels and finally did in 1983, albeit with North Carolina State. Succumbed to cancer in 1993 eight weeks after an impassioned speech at the ESPY Awards that year which in which he announced creation of The V Foundation for Cancer Research and its motto, "Don't Give Up... Don't Ever Give Up."
- **Jeff Ruland '91** - All-American during his time at Iona and, two-time NBA All-Star with the Washington Bullets, Philadelphia 76ers and Detroit Pistons. Following his career, returned to Iona and served as head coach from 1998-2007 where he won three MAAC Championships.
- **Pat Kennedy** - head coach from 1980-86. Went on to coach at Florida State, DePaul, Montana, and Towson following a highly successful tenure in New Rochelle. He was most recently head coach at Div. II Pace University in Pleasantville, NY, located 19 miles North of Iona.
- **Warren Isaac '65** - Iona's only 50-point scorer, Isaac played six seasons in Europe following his tenure at Iona. A New York City school legend, Isaac started for Power Memorial paving the way for NBA Hall of Famer Kareem Abdul-Jabbar a 1965 graduate of the high school.
- **Tim Welsh** - head coach from 1995-98 who went on to coach in the Big East with Providence for 10 seasons. Currently an ESPN college basketball analyst. Holds the highest career winning percentage ever at Iona.
- **Kevin Willard** - Iona coach from 2007-10, now head coach at Big East's Seton Hall. Helped turn around a program which won two games in the season prior to his arrival to 20 wins in his final season in Maroon & Gold.
- **Steve Burtt '84 & Steve Burtt '06** - All-time NCAA father/son scoring leaders, both netting over 2,000 career points. Burtt, the father, had a four-season NBA career and most notably appeared off the bench for the Phoenix Suns in the 1992 NBA Playoffs. He was inducted into the prestigious NYC Basketball Hall of Fame this past fall. Burtt, the son, continues to play professionally in Europe.
- **Sean Green '91** - Played 84 NBA games over three seasons for the Indiana Pacers, Philadelphia 76ers and Utah Jazz from 1991-94. Currently a high school basketball coach in Southern California.

- **Scott Machado '12** - The last Gael to appear in an NBA game. Machado played in regular season NBA contests in 2012-13 with the Houston Rockets and postseason with the Golden State Warriors. The MAAC & Iona's all-time assist leader. He currently plays professionally in the NBA G-League.
- **Bob Santini '53** - Iona's first NBA player, appeared in four games with the New York Knicks in 1955-56.

**NOTABLE ALUMNI (ATHLETICS/POP CULTURE)**

- **Ignacio Maganto** - was selected by the LA Galaxy with the 21st pick in the first round of the 2015 MLS SuperDraft, the first Major League Soccer draft pick in Iona history. Maganto scored his first MLS goal with the Galaxy in the spring of 2015.
- **Jason Motte** - Major League Baseball relief pitcher recorded the final out of the 2011 World Series with the world champion St. Louis Cardinals. Has also appeared in Major League games with the Chicago Cubs, Colorado Rockies and Atlanta Braves.
- **Dennis Leonard** - Kansas City Royals Hall of Famer and 12-year MLB veteran who won 20 games on three occasions from 1977-80. He was inducted in May 2015 into the New York Baseball Hall of Fame.
- **Mariano Rivera III '15** - Earned his degree in May 2015 and was selected in the fourth round by the Washington Nationals.
- **Jared Finkel** - Drafted by the Minnesota Twins in 2017, was a Midwest League (Class A) All-Star in 2018 for the Cedar Rapids Kernels.
- **Don McLean** - Singer-songwriter noted most famous for his 1971 single "American Pie".
- **Kyle Flood '93** - Former head football coach at Rutgers University.
- **Brendan Malone '62** - Current Detroit Pistons assistant coach.
- **Amanda Saccomanno '13** - World Wrestling Entertainment's (WWE) Mandy Rose, competes on the SmackDown brand.
- **Maggie Timoney '89** - The Iona women's basketball Hall of Famer recently became the first female CEO of Heineken USA.

**MAROON & GOLD ON FACEBOOK AND TWITTER**

Follow Iona Athletics on Facebook and Twitter by following @ICGaels and receive immediate updates on the Gaels. The men's basketball program can be found at @IonaGaelsMBB.

**MAAC LEADERBOARD** (as of 2/1/19)**TEAM RANKINGS**

|                               |            |             |
|-------------------------------|------------|-------------|
| <b>SCORING OFFENSE</b>        | <b>1ST</b> | <b>79.8</b> |
| Scoring Defense               | 11th       | 82.4        |
| Scoring Margin                | 5th        | -2.7        |
| Free Throw Pct                | 2nd        | .736        |
| <b>FIELD GOAL PERCENTAGES</b> | <b>1ST</b> | <b>.462</b> |
| Field Goal Pct Defense        | 7th        | .458        |
| 3-Point Fg Pct                | 5th        | .350        |
| 3-Point Fg Pct Defense        | 10th       | .383        |
| Rebounding Offense            | 5th        | 33.8        |
| Rebounding Defense            | 11th       | 37.8        |
| Rebounding Margin             | 9th        | -4.0        |
| Blocked Shots                 | 7th        | 2.6         |
| Assists                       | 3rd        | 13.8        |
| Steals                        | 3rd        | 7.2         |
| Turnover Margin               | 8th        | -0.05       |
| Assist/Turnover Ratio         | 4th        | 1.0         |
| Offensive Rebounds            | 9th        | 8.6         |
| Defensive Rebounds            | 3rd        | 25.3        |
| Defensive Reb Pct.            | 10th       | .680        |
| Offensive Reb Pct.            | 9th        | .249        |
| 3-Point Fg Made               | 3rd        | 8.9         |

**INDIVIDUAL RANKINGS**

|                    |      |      |
|--------------------|------|------|
| <b>Tajuan Agee</b> |      |      |
| Scoring            | 13th | 12.4 |
| Rebounding         | 3rd  | 7.1  |
| Free Throw Pct     | 13th | .724 |
| Blocked Shots      | 13th | 0.6  |
| Defensive Rebounds | 2nd  | 5.8  |

**E.J. Crawford**

|                    |      |      |
|--------------------|------|------|
| Scoring            | 4th  | 17.7 |
| Rebounding         | 16th | 5.1  |
| Field Goal Pct     | 6th  | .512 |
| Free Throw Pct     | 3rd  | .812 |
| 3-Point Fg Pct     | 13th | .375 |
| Defensive Rebounds | 13th | 3.8  |
| Minutes Played     | 4th  | 34.3 |

**Asante Gist**

|                 |      |      |
|-----------------|------|------|
| Scoring         | 10th | 12.8 |
| Free Throw Pct  | 9th  | .746 |
| 3-Point Fg Made | 11th | 2.0  |
| Minutes Played  | 20th | 28.3 |

**Rickey McGill**

|                       |            |             |
|-----------------------|------------|-------------|
| Scoring               | 6th        | 15.9        |
| Field Goal Pct        | 8th        | .484        |
| Assists               | 2nd        | 5.3         |
| Free Throw Pct        | 7th        | .769        |
| <b>STEALS</b>         | <b>1ST</b> | <b>2.3</b>  |
| Assist/Turnover Ratio | 5th        | 1.6         |
| Defensive Rebounds    | 15th       | 3.8         |
| <b>MINUTES PLAYED</b> | <b>1ST</b> | <b>36.8</b> |

**Niksa Nikolic**

|               |     |     |
|---------------|-----|-----|
| Blocked Shots | 6th | 0.7 |
|---------------|-----|-----|

**Ben Perez**

|                 |      |      |
|-----------------|------|------|
| Scoring         | 29th | 9.0  |
| 3-Point Fg Pct  | 7th  | .408 |
| 3-Point Fg Made | 9th  | 2.1  |
| Minutes Played  | 26th | 26.7 |



# Why the Sweatsuits?? Coaches Cure CF



## COACHES CURE *Cystic Fibrosis*

For the ninth year, Iona College men's basketball has aligned itself with the efforts of the Cystic Fibrosis Foundation to highlight the awareness platform of Coaches Cure CF. In 2012-13, head coach **Tim Cluess** and his staff brought awareness by wearing sweat suits for its final six games, including its nationally televised MAAC Championship win over Manhattan and NCAA Championship Second Round appearance vs. Ohio State.

The Iona College alumni family of **John and Monica Judge**, with sons **Chris** and **Jay**, have spearheaded this initiative in honor of their nephew, **Alex Tarletsky** and his lifelong battle with cystic fibrosis. Wearing sweat suits at Coaches Cure CF Awareness games highlights and honors the dedicated discipline that those who struggle with this life threatening illness must demonstrate every day.

Cystic fibrosis is an inherited chronic disease that affects the lungs and digestive system of about 30,000 children and adults in the United States (70,000 worldwide). A defective gene and its protein product cause the body to produce unusually thick, sticky mucus that clogs the lungs and leads to life-threatening lung infections; and obstructs the pancreas and stops natural enzymes from helping the body break down and absorb food.

Just over two decades ago, the life expectancy of a child with CF was still in the teens. Now patients with cystic fibrosis can expect to attend college and live full lives into their 30's and beyond. Iona athletics has demonstrated not only a compassion for patients with cystic fibrosis, but have displayed the commitment necessary to bring awareness to this dreadful illness; and hopefully one day a cure.

The Coaches Cure CF committee as well as the Judge and Tarletsky families thank Coach Cluess, Coach Dunleavy, the Gaels and Quinnipiac for their dedicated commitment to the Cystic Fibrosis Foundation and wish them the very best of luck in their awareness sweat suits!

For more information about the Coaches Cure CF platform, cystic fibrosis, and the **2019 Coaches Cure CF Golf Invitational**, please visit [coachescurecf.org](http://coachescurecf.org).



# Gaels in the Pros (as of 2/7/19)

Courtesy of Sports I.T. Solutions / Eurobasket.com

Here is the weekly review of the top performing Gaels alumni, who are currently playing pro basketball.

- 1. Sean Armand** (6'5"-SG-91, graduated '14, plays pro in Russia) was the major contributor in a Zenit Sankt Petersburg's victory against the closely-ranked Khimki (12-3) 86-82 in the VTB United League last Sunday. He scored 15 points and added 3 assists in 27 minutes. Zenit Sankt Petersburg (9-5) is placed fifth in the VTB United League. It was his team's fourth consecutive victory in a row. Armand has relatively good stats this year 13.5ppg, 2.5rpg and 3.5apg in two games he played so far.
- 2. Lamont Jones** (6'0"-PG-90, graduated '13, plays in Germany) could not help MHP RIESEN Ludwigsburg (3-9) in their last game on Saturday. Despite Jones' very good performance MHP RIESEN Ludwigsburg was defeated 83-78 on the road by the lower-ranked Telekom Baskets (#11). He was the second best scorer with 16 points. Jones has relatively good stats this season 13.7ppg, 2.5rpg and 3.1apg.
- 3. TK Edogi** (6'8"-F-94, graduated '18, currently in Turkey) led Sakarya Buyuksehir Basketbol to a victory against the closely-ranked Buyukcekmece (6-10) 73-69 in the Turkish BSL in Sunday night's game. Edogi scored 12 points and grabbed 5 rebounds in a mere 16 minutes. Sakarya Buyuksehir Basketbol (5-11) is placed 13th in the BSL. It was his team's first victory after nine consecutive losses. This year Edogi averages 10.0ppg and 5.2rpg in six games. He is a naturalized Nigerian.
- 4. Steven Burt** (6'3"-G-84, graduated '06, plays pro in Greece) was not able to help Cretan Kings (3-13) in their last game on Saturday. Despite his very good performance Cretan Kings was badly defeated 82-62 in Athens by the much higher-ranked AEK (#4). Burt was the top scorer with 15 points. He also added 3 steals. It's Burt's first season with the team. Burt has individually a very good year with high stats. He averages 18.1ppg, 2.3rpg and 3.4apg. Burt is a naturalized Ukrainian.
- 5. Jan Svandrlik** (6'6"-F-94, graduated '18, currently in Czech Republic) contributed to a BK Opava's victory against the third-ranked NH Ostrava 120-108 in the Czech Republic NBL in Saturday night's game. He recorded 16 points, 9 rebounds and 3 assists. This season Svandrlik averages 7.8ppg, 3.5rpg and 1.2apg.
- 6. Kiril Wachsmann** (6'8"-C-84, graduated '06, plays pro in Uruguay) couldn't help Olimpia (15-8) in their last game. Despite his good performance Olimpia lost 82-92 in a derby game to the leading Nacional. Wachsmann had a double-double by scoring 10 points and getting 14 rebounds in 36 minutes. Wachsmann has relatively good stats this year 12.1ppg, 10.0rpg and 1.8apg in 23 games. He has also Uruguayan citizenship.
- 7. Scott Machado** (6'1"-G-90, graduated '12, plays in the NBA G League) helped South Bay Lakers win their game against the Texas Legends crushing them 148-114 in the NBA G League on Saturday night. Machado recorded 14 points, 6 assists and 3 steals (made all of his five free throws). Machado has relatively good stats this season 14.0ppg, 3.4rpg and 7.0apg. He is a naturalized Brazilian.
- 8. Aaron Rountree III** (6'8"-F-93, graduated '16, currently in Qatar) led Qatar Sports Club Doha to a victory over one of league's weakest teams Al Rayyan 76-66 in a derby game in the Qatari D1 in Wednesday night's game. He was MVP of the game. Rountree III had a double-double by scoring 18 points and getting the same number of rebounds. He also added 6 assists, 2 blocks and 3 steals in 40 minutes. Rountree III has relatively good stats this year 13.8ppg, 10.7rpg, 6.3apg, 2.2bpg and 2.6spg in 15 games.
- 9. Tariq Kirksay** (6'7"-F-79, graduated '00, plays pro in France) helped FOS Provence Basket win their game against the sixth-ranked Limoges CSP Elite 87-72 in the French Jeep ELITE last Saturday. Kirksay recorded 10 points and grabbed 4 rebounds. This season Kirksay averages 6.7ppg, 2.7rpg and 1.7apg. He is a naturalized French.


## Other former Iona College players, who currently play probasketball:

**Jon Severe** (6'2"-F-94) plays for Khimik in Ukrainian Superleague  
**Vangelis Bebis** (6'6"-PG-95) plays for Apollon Patras in Greek A2  
**A.J. English** (6'4"-G-92) plays for Lavrio in Greek A1  
**Ricky Soliver** (6'3"-PG-84) plays for Metros STGO in Dominican Rep. LNB  
**Deyshonee Much** (6'5"-G-94) plays for London CR in British BBL  
**David Laury** (6'9"-F/C-90) plays for Windy City Bulls in the NBA G League  
**Isaiah Williams** (6'7"-G/F-92) plays for Neuchatel in Swiss SBL  
**Taylor Bessick** (6'9"-F-92) plays for BK Liepaja in Latvian LatEstBL  
**Tre Bowman** (6'5"-G-91) plays for Beirut Club in Lebanese LBL

**Zach Lewis** (6'3"-G-94) plays for Boncourt in Swiss SBL  
**Gary Springer** (6'9"-F/C-88) plays for Al Ain in UAE D1  
**Taaj Ridley** (6'7"-G/F-90) plays for Vellaznimi in Kosovan Liga e pare  
**Bryan Matthew** (6'5"-F-75) plays for Cutie Ovals Ojays in Antiguan ABBA  
**Sam Cassell Jr.** (6'4"-G-92) plays for Herford in German Regionalliga  
**Mike Glover** (6'8"-C/F-87) plays for Cape Breton Highlanders in the NBL Canada  
**Mike Poole** (6'5"-F-92) plays for Halifax Hurricanes in the NBL Canada  
**Jordan Washington** (6'8"-F-93) plays for Halifax Hurricanes in the NBL Canada

Note: The list above includes only some of the Iona College alumni playing currently in pro basketball. Check complete list at:

<https://icgnc.ws/GaelsInThePros>



Scott Machado  
(NBA G League)  
(Photo: @southbaylak)



Sean Armand  
(Russia)  
(Photo: @geziantepta)



A.J. English  
(Greece)  
(Photo: @rosaradom)



Steven Burt  
(Greece)  
(Photo: @cretankings)



TK Edogi  
(Turkey)  
(Photo: @sbbasket)





# Tim CLUESS

## Head Coach

### Hofstra '83 - Ninth Season

#### THE CLUESS FILE

|                      |  |
|----------------------|--|
| <b>Year at Iona:</b> | Eighth Season                          |
| <b>Birth Date:</b>   | March 9, 1959                          |
| <b>Age:</b>          | 59                                     |
| <b>Hometown:</b>     | West Hempstead, N.Y.                   |
| <b>Wife:</b>         | Karen                                  |
| <b>Children:</b>     | Kevin (22), T.J. (20)                  |
| <b>High School:</b>  | St. Agnes HS<br>Rockville Centre, N.Y. |
| <b>College:</b>      | BA, Hofstra University, 1983           |

#### ATHLETIC PLAYING BACKGROUND

**St. Agnes High School**  
Rockville Centre, N.Y.  
**St. John's University**  
Jamaica, N.Y.  
**Hofstra University**  
Hempstead, N.Y.  
**Professional Basketball**  
Europe and Australia

#### BASKETBALL COACHING EXPERIENCE

##### 1991-2005

##### Head Coach

St. Mary's High School, Manhasset, NY

##### 2005-2006

##### Head Coach

Suffolk Community College

##### 2006-2010

##### Head Coach

Long Island University - C.W. Post

##### 2010-present

##### Head Coach

Iona College

#### AWARDS/ACCOLADES AT IONA

##### MAAC Regular Season Championships

2011-12, 2013-14, 2014-15

##### MAAC Tournament Championships

2013, 2016, 2017, 2018

##### MAAC Coach of the Year

2013-14

##### NCAA Championship Appearances

2012, 2013, 2016, 2017, 2018

##### NIT Appearances

2014, 20150

• Tim Cluess was named 12th head coach of the Iona College men's basketball program on April 8, 2010 and returns for his ninth season with the Gaels.

• Came to New Rochelle with an impressive 20-year coaching resume after spending four seasons as head coach at LIU Post in Brookville, NY.

• One thing can be said, he is a winner. After spending 14 years as head coach at St. Mary's High School in Manhasset, NY, he spent the five years prior to arriving at Iona in the college ranks at Suffolk Community College and LIU Post.

• He amassed a 120-33 record and had unprecedented success at both schools.

• When combining his high school record, Cluess has won nearly 75 percent of his games coached.

• Has led the Gaels to 20+ wins in each of his first eight seasons in New Rochelle, the only coach in school history to accomplish the feat. The Gaels won 25 games in three of them.

• Iona has appeared in eight straight postseason tournaments including a Collegelnsider.com Postseason Tournament championship game appearance in 2011, the NCAA First Round in 2012 with the MAAC's second ever at-large bid into the NCAA Tournament, the 2013 NCAA Second Round, the 2014 and 2015 National Invitation Tournaments before returning to the 2016, 2017 and 2018 NCAA Tournaments.

• The Gaels were crowned MAAC Tournament Champions in 2013, 2016, 2017 and 2018 and MAAC Regular Season Champions in 2012, 2014 and 15. The Cluess-led program set a school record with 17 conference wins in 2013-14 and 2014-15.

• Cluess was named MAAC Coach of the Year following the 2013-14 campaign.

• Under Cluess, Iona has consistently been among the top scoring teams in the nation. The Gaels finished 13th in 2010-11, first in both 2011-12 and 2012-13, fourth in 2013-14, fifth in 2014-15 and 27th in 2015-16 and Top 50 in 2016-17 and 2017-18.

• In each of his eight seasons at Iona, the team's scoring averages rank in the Top 12 in school history including a school record 83.6 points per game during the 2013-14 season.

#### IONA SCORING UNDER TIM CLUESS

| Year    | PPG  | NCAA Rank | Iona Rank |
|---------|------|-----------|-----------|
| 2010-11 | 79.0 | 13th      | 12th      |
| 2011-12 | 82.9 | 1st       | 3rd       |
| 2012-13 | 80.4 | 1st       | 6th       |
| 2013-14 | 83.6 | 4th       | 1st       |
| 2014-15 | 79.5 | 5th       | 11th      |
| 2015-16 | 79.6 | 27th      | 10th      |
| 2016-17 | 80.4 | 33rd      | 5th       |
| 2017-18 | 79.8 | 45th      | 8th       |

• In addition to being the 2011-12 and 2012-13 NCAA scoring champions, the Gaels were NCAA statistical champs in total three-point field goals made in 2014-15 (344), three-point field goals per game (10.2/g) in 2013-14 and assists per game (19.3/g) in 2011-12.

• Other Top 10 NCAA statistical marks include fourth in assists in 2010-11 (17.4/g), second in assist-to-turnover ratio (1.54:1) and third in field

goal percentage (50.8%) in 2011-12, second in free throw percentage (78.1%) in 2012-13 and third in assists (17.5/g), fourth in assist-to-turnover ratio (1.65:1) in 2013-14 and fourth in scoring (79.5/g), fifth in 3FG per game (9.8/g) and seventh in assists (16.4/g) in 2014-15.

#### NCAA TOP 10 STATISTICS UNDER CLUESS

| Year    | PPG              | NCAA Rank | Stat   |
|---------|------------------|-----------|--------|
| 2016-17 | 3FG made         | 12th      | 332    |
| 2015-16 | 3FG per game     | 10th      | 9.9    |
| 2014-15 | 3FG made         | 1st       | 344    |
|         | Scoring          | 4th       | 79.5   |
|         | 3FG per game     | 5th       | 9.8    |
|         | Assists per game | 7th       | 16.4   |
| 2013-14 | 3FG per game     | 1st       | 10.2   |
|         | Assists per game | 3rd       | 17.5   |
|         | Ast/TO ratio     | 4th       | 1.65:1 |
| 2012-13 | Scoring          | 1st       | 80.4   |
|         | FT Percentage    | 2nd       | .781   |
| 2011-12 | Scoring          | 1st       | 82.9   |
|         | Assists per game | 1st       | 19.3   |
|         | Ast/TO ratio     | 2nd       | 1.54:1 |
|         | FG Percentage    | 3rd       | .508   |
| 2010-11 | Assists per game | 4th       | 17.4   |

• Cluess has mentored three MAAC Players of the Year and two Haggerty Award Winners **Scott Machado** (2012), **Lamont Jones** (2013) and **David Laury** (2015) earned the MAAC's top honor while Machado and Jones also were the fifth and sixth players in Iona basketball history to earned the New York Metropolitan Area's Player of the Year honor.

• Iona has seen nine different student-athletes earn 18 All-MAAC honors including 11 on the first team. Jones (2013), Machado (2011, 2012), Laury (2015), **Mike Glover** (2011, 2012), **Sean Armand** (2014), **A.J. English** (2014, 2015, 2016), and **Jordan Washington** (2017) have all been All-MAAC First Team performers in seven seasons under head coach Tim Cluess. The first six Gaels were also All-Met First Team performers.

#### ALL-MAAC/ALL-MET HISTORY UNDER CLUESS

| Year    | Player            | All-MAAC | All-Met |
|---------|-------------------|----------|---------|
| 2010-11 | Mike Glover       | 1st      | 1st     |
|         | Scott Machado     | 1st      | 1st     |
| 2011-12 | Mike Glover       | 1st      | 1st     |
|         | Scott Machado     | 1st*     | 1st*    |
|         | Lamont Jones      | 2nd      | 3rd     |
| 2012-13 | Lamont Jones      | 1st*     | 1st*    |
|         | Sean Armand       | 2nd      | 1st     |
|         | David Laury       | 3rd      |         |
| 2013-14 | Sean Armand       | 1st      | 1st     |
|         | A.J. English      | 1st      | 2nd     |
|         | David Laury       | 2nd      | 3rd     |
| 2014-15 | A.J. English      | 1st      | 1st     |
|         | David Laury       | 1st      | 1st     |
|         | Schadrac Casimir  | 2nd      |         |
| 2015-16 | A.J. English      | 1st      | 1st     |
|         | Jordan Washington | 2nd      | 3rd     |
| 2016-17 | Jordan Washington | 1st      | 1st     |
| 2017-18 | Rickey McGill     | 2nd      | 2nd     |

\* - Player of the Year



• Iona has reached the semifinal round of the MAAC Championship in each of the last eight seasons, the longest stretch in school history and tied for longest in league history. The Gaels six straight championship game appearances from 2013-18 is a MAAC record.

• Through eight seasons at Iona, Cluess ranks No. 2 on Iona's all time wins list behind a Goal Club Hall of Famers **Jim McDermott** and ahead of three others in **Jeff Ruland**, **Pat Kennedy** and **Jim Valvano**.

#### IONA'S ALL-TIME COACHING LIST (BY WINS)

| Coach             | Years                 | W          | L          | PCT         |
|-------------------|-----------------------|------------|------------|-------------|
| Jim McDermott     | 1948-73 (25)          | 319        | 253        | .558        |
| <b>TIM CLUESS</b> | <b>2010-PRES (7+)</b> | <b>189</b> | <b>106</b> | <b>.641</b> |
| Jeff Ruland       | 1998-07 (9)           | 139        | 135        | .507        |
| Pat Kennedy       | 1980-86 (6)           | 124        | 60         | .674        |
| Jim Valvano       | 1975-80 (5)           | 95         | 46         | .674        |
| Gary Brokaw       | 1986-91 (5)           | 72         | 74         | .493        |
| Tim Welsh         | 1995-98 (3)           | 70         | 22         | .761        |
| Br. Arthur Loftus | 1941-42, 46 (3)       | 50         | 18         | .735        |
| Jerry Welsh       | 1991-95 (4)           | 47         | 63         | .427        |
| Kevin Willard     | 2007-10 (3)           | 45         | 49         | .479        |
| Gene Roberti      | 1973-75 (2)           | 15         | 32         | .319        |
| Pete Caruso       | 1947 (1)              | 15         | 8          | .652        |

• The Gaels have also won more games than any other team in the NY Metropolitan area with Cluess at the helm. Iona's 182 wins from 2010-2018 are 33 more than Seton Hall, the No. 2 team on the list among the 15 Division I programs located less than 30 miles from the center of NY college basketball Madison Square Garden.

#### TOP NEW YORK METRO TEAMS (2010-18)\*

| Team         | 2010-2018      |             | 1995-2018      |             |
|--------------|----------------|-------------|----------------|-------------|
|              | W-L            | Pct         | W-L            | Pct         |
| <b>IONA</b>  | <b>189-106</b> | <b>.641</b> | <b>443-312</b> | <b>.587</b> |
| Wagner       | 158-114        | .581        | 361-346        | .511        |
| Seton Hall   | 163-123        | .570        | 402-340        | .542        |
| LIU Brooklyn | 158-123        | .562        | 342-370        | .480        |
| N.J.I.T.     | 142-128        | .526        | 294-374        | .440        |
| St. John's   | 147-138        | .516        | 388-356        | .522        |
| Hofstra      | 146-139        | .512        | 418-328        | .560        |

\* - all teams with .500 or better record since 2010

• **Scott Machado**, who was also coached by Cluess during his freshman season at St. Mary's High

School, appeared in six regular season games in the NBA with the Houston Rockets and five postseason games with the Golden State Warriors in 2012-13.

• Machado is one of several Iona Gaels to have played for Cluess to continue their playing careers in the professional ranks including: **Sean Armand**, **Vangelis Bebis**, **Taylor Bessick**, **Tre Bowman**, **Sam Cassell Jr.**, **Randy Dezouvre**, **TK Edogi**, **A.J. English**, **Mike Glover**, **Jayon James**, **Ra'Shad James**, **Lamont Jones**, **David Laury**, **Zach Lewis**, **Deyshonee Much**, **Ibn Muhammad**, **Chris Pelcher**, **Taaj Ridley**, **Alejo Rodriguez**, **Aaron Rountree**, **Jon Severe**, **Jan Svandrlík**, **Jordan Washington**, and **Isaiah Williams**.

• Prior to Iona, Cluess' LIU Post Pioneers earned a 23-6 overall record in his last season, earning victories in 19 of their last 21 contests. The squad earned its fourth straight berth in the East Coast Conference championship game. Cluess was named the ECC Co-Coach of the Year for the third straight time.

• In 2008-09, LIU Post had its finest season in history, setting a school record with 30 victories. Standing among the top 10 teams in the nation from January through March in 2009, the Pioneers were ranked as high as No. 2 that year.

• The squad posted an undefeated regular season, winning all 24 games for the first time in school history. LIU Post won its second straight ECC regular season and tournament championship titles and defeated Bentley in overtime in front of thousands on their home court to win the NCAA East Region Championship title and advance to the Elite Eight Tournament in Springfield, Mass.

• For his outstanding efforts, Cluess was named the Basketball Times Division II Co-Coach of the Year as well as Metropolitan Basketball Writers Association Division II Coach of the Year for the second straight season.

• The 2007-08 season saw Cluess' squad post a 26-5 overall record, including an 18-2 clip in the conference. LIU Post claimed its first regular season and conference titles since the 2003-04 season with a 60-57 win to advance to the NCAA Northeast Regional at Bentley College. He was voted the ECC Coach of the Year by his peers, and was named the MWBA Division II Coach of the Year.

• In 2006-07, his first year at the helm, Cluess guided the Pioneers to a 19-11 record and an

appearance in the ECC Championship game. He improved the team's win total by six from the season before he took over the program.

• Cluess was named the eighth head men's basketball coach in the 50-year history of the Pioneers' program in April of 2006, after spending the 2005-06 campaign as the head men's basketball coach at Suffolk Community College in Brentwood, NY. He led a team of eight players to a 22-10 record overall, as well as a Region XV championship and a fourth-place finish in the NJCAA Division III Tournament. The trip to the national tournament was the first in the Longhorns' history, and Cluess was tabbed the District 5 Coach of the Year.

• Prior to his ascent to the college ranks, Cluess was a standout head coach at St. Mary's High School in Manhasset, NY from 1991-05, where the Gaels went a remarkable 264-78 (.772) during his tenure.

• St. Mary's won a record eight consecutive Nassau-Suffolk CHSAA league championships from 1997-98 to 2004-05. In that final season with Cluess as their mentor, the Gaels went 25-1 and finished the season ranked in the Top 20 nationally after holding the No. 1 ranking for eight weeks of the campaign.

• Cluess helped develop more than 50 players who moved on to the collegiate and professional ranks at St. Mary's including former North Carolina standout and current San Antonio Spur Danny Green.

• He won four state titles and two Federation championships at the Manhasset school. Cluess was a seven-time coach of the year in the high school ranks and earned tournament wins in national tournaments such as the Beach Ball Classic and the Las Vegas Prep Classic.

• Cluess played professional basketball in Europe and Australia after a collegiate career at both St. John's and Hofstra.

• He attended St. John's from 1978-81, before completing his coursework at Hofstra from 1982-83.

• Cluess holds a bachelor's degree in Accounting from Hofstra and currently resides in Floral Park, N.Y. with his wife, Karen, and their two children – Kevin, 22 and T.J., 20.

### TIM CLUESS HEAD COACHING RECORD

| Year                     | School        | W-L            | Home W-L      | Conf. W-L     | Conf. Tourney | Postseason            |
|--------------------------|---------------|----------------|---------------|---------------|---------------|-----------------------|
| 1991-05                  | St. Mary's HS | 265-78         |               |               |               |                       |
| 2005-06                  | Suffolk CC    | 22-10          |               |               |               | NJCAA D-III           |
| 2006-07                  | C.W. Post     | 19-11          | 12-3          | 13-7 (3rd)    | Final         |                       |
| 2007-08                  | C.W. Post     | 26-5           | 14-1          | 18-2 (1st)    | CHAMPION      | NCAA D-II NE Regional |
| 2008-09                  | C.W. Post     | 30-1           | 15-0          | 18-0 (1st)    | CHAMPION      | NCAA D-II Elite Eight |
| 2009-10                  | C.W. Post     | 23-6           | 15-0          | 18-3 (1st)    | Final         |                       |
| 2010-11                  | Iona          | 25-12          | 12-3          | 13-5 (2nd)    | Final         | CIT Final             |
| 2011-12                  | Iona          | 25-8           | 10-1          | 15-3 (1st)    | Semifinal     | NCAA First Round      |
| 2012-13                  | Iona          | 20-14          | 11-1          | 11-7 (4th)    | CHAMPION      | NCAA Second Round     |
| 2013-14                  | Iona          | 22-11          | 11-2          | 17-3 (1st)    | Final         | NIT First Round       |
| 2014-15                  | Iona          | 26-9           | 13-0          | 17-3 (1st)    | Final         | NIT First Round       |
| 2015-16                  | Iona          | 22-11          | 11-2          | 16-4 (2nd)    | CHAMPION      | NCAA First Round      |
| 2016-17                  | Iona          | 22-13          | 8-4           | 12-8 (T-3rd)  | CHAMPION      | NCAA First Round      |
| 2017-18                  | Iona          | 20-14          | 8-3           | 11-7 (4th)    | CHAMPION      | NCAA First Round      |
| 2018-19                  | Iona          | 7-14           | 5-2           | 5-5 (6th)     |               |                       |
| Head Coach, Iona (9th)   |               | 189-106 (.641) | 89-18 (.832)  | 117-45 (.722) |               |                       |
| Head Coach, NCAA (13th)  |               | 287-129 (.690) | 145-22 (.868) | 184-57 (.763) |               |                       |
| Career Head Coach (28th) |               | 574-217 (.726) |               |               |               |                       |

# 2018-19 Superlatives

| Individual Superlatives | IONA HIGHS  | OPPONENT HIGHS   |
|-------------------------|---|--|
| Points, Game:           | 29, Rickey McGill, vs. Monmouth (1/3/19)                | 26, John Carroll, vs. Hartford (11/21/18)                |
| Points, 1st Half:       | 17, Ben Perez, at Canisius (1/13/19)                    | 16, Raheem Salomon, at Niagara (1/11/19)                 |
| Points, 2nd Half:       | 21, Rickey McGill, vs. Monmouth (1/3/19)                | 17, Jacob Grandison, vs. Holy Cross (12/30/18)           |
| Points, Overtime:       |   |  |
| Field Goals Made:       | 11, E.J. Crawford, at Fairfield (1/27/19)               | 10, Paul Atkinson, at Yale (12/22/18)                    |
| Field Goals Attempted:  | 19, E.J. Crawford, vs. Rider (1/25/19)                  | 18, 2x (Teyvion Kirk), at Ohio (11/27/18)                |
| FG Pct. (min. 10 att.): | 81.8% (9-11), Rickey McGill, vs. Hartford (11/21/18)    | 100% (10-10), Paul Atkinson, at Yale (12/22/18)          |
| FG Pct. (min. 5 att.):  | 100% (7-7), Niksa Nikolic, at Providence (11/24/18)     | 100% (10-10), Paul Atkinson, at Yale (12/22/18)          |
| 3-Point FG Made:        | 5, 4x (Ben Perez), vs. Siena (2/2/18)                   | 7, Ryan Funk, vs. Marist (1/18/19)                       |
| 3-Point FG Attempted:   | 10, Asante Gist, at Marist (1/31/19)                    | 15, Devin Cannady, vs. Princeton (12/15/18)              |
| 3-FG% (4 att.):         | 83.3 (5-6), 2x (Asante Gist), vs. Fairfield (1/5/19)    | 80.0% (4-5), Drew Friberg, vs. Princeton (12/15/18)      |
| Free Throws Made:       | 10, 2x (Tajuan Agee), vs. Fairfield (1/5/19)            | 11, Landon Taliaferro, at Fairfield (1/27/19)            |
| Free Throws Attempted:  | 14, 2x (Tajuan Agee), vs. Fairfield (1/5/19)            | 12, Landon Taliaferro, at Fairfield (1/27/19)            |
| FT% (10 att.):          | 72.7% (8-11), 2x (Rickey McGill), vs. Monmouth (1/3/19) | 91.7% (11-12), Landon Taliaferro, at Fairfield (1/27/19) |
| FT% (7 att.):           | 100% (9-9), Tajuan Agee, at Monmouth (1/20/19)          | 100% (9-9), Deion Hammond, at Monmouth (1/20/19)         |
| Rebounds:               | 12, Tajuan Agee, vs. Holy Cross (12/30/18)              | 12, Vance Jackson, at New Mexico (11/13/18)              |
| Off. Rebounds:          | 4, 3x (Ben Perez), vs. Princeton (12/15/18)             | 5, 3x (Dominic Robb), at Niagara (1/11/19)               |
| Def. Rebounds:          | 11, Tajuan Agee, at Niagara (1/11/19)                   | 10, 2x (KJ Byers), vs. Long Beach (11/19/18)             |
| Assists:                | 9, 2x (Rickey McGill), vs. Fairfield (1/5/19)           | 8, 3x (Isaiah Reese), at Canisius (1/13/19)              |
| Turnovers:              | 9, Rickey McGill, at Marist (1/31/19)                   | 7, Deishaun Booker, vs. Long Beach (11/19/18)            |
| Blocks:                 | 6, Niksa Nikolic, vs. Rider (1/25/19)                   | 4, 2x (Jehyve Floyd), vs. Holy Cross (12/30/18)          |
| Steals:                 | 5, 2x (Rickey McGill), at Niagara (1/11/19)             | 4, 2x (Devin Cannady), vs. Princeton (12/15/18)          |
| Minutes Played:         | 40, 6x (Rickey McGill), at Marist (1/31/19)             | 40, 3x (Green, Grandison), vs. Holy Cross (12/30/18)     |

| Team Superlatives    | IONA HIGH           | IONA LOW              | OPPONENT HIGH         | OPPONENT LOW         |
|----------------------|---------------------|-----------------------|-----------------------|----------------------|
| Rebounds             | 103, vs. Monmouth   | 54, vs. Siena         | 99, at Yale           | 56, vs. Siena        |
| Points (1st Half)    | 52, vs. Monmouth    | 25, at Fairfield      | 51, vs. Fairfield     | 23, at Canisius      |
| Points (2nd Half)    | 55, vs. Fairfield   | 28, 2x (vs. Siena)    | 51, at New Mexico     | 29, vs. Siena        |
| Victory Margin       | 19, vs. Monmouth    | 4, vs. Albany         | 29, at VCU            | 1, vs. Long Beach    |
| Field Goals Made     | 35, at Niagara      | 18, vs. Siena         | 38, at Yale           | 21, vs. Siena        |
| Field Goals Att.     | 70, at Yale         | 49, 2x (at Fairfield) | 77, at Niagara        | 51, vs. Siena        |
| Field Goal Pct.      | 58.5%, vs. Monmouth | 32.3%, at Ohio        | 55.6%, vs. Long Beach | 36.2%, vs. Albany    |
| First Half FG%       | 57.7%, vs. Hartford | 27.8%, at Yale        | 55.2%, vs. Holy Cross | 25.0%, at Canisius   |
| Second Half FG%      | 63.6%, vs. Monmouth | 24.1%, at Ohio        | 60.7%, vs. Long Beach | 34.6%, at Marist     |
| 3-Pt FG Made         | 17, vs. Monmouth    | 3, at Fairfield       | 16, vs. Fairfield     | 5, 2x (at Monmouth)  |
| 3-Pt FG Attempted    | 35, at Yale         | 14, at Fairfield      | 34, vs. Princeton     | 17, vs. Long Beach   |
| 3-Pt FG%             | 54.8%, vs. Monmouth | 19.0%, vs. Rider      | 58.8%, vs. Long Beach | 19.4%, at Canisius   |
| Free Throws Made     | 26, at New Mexico   | 8, vs. Princeton      | 26, at Monmouth       | 7, vs. Siena         |
| Free Throws Att.     | 36, at New Mexico   | 10, vs. Princeton     | 39, at Monmouth       | 10, vs. Siena        |
| Free Throw %         | 93.3%, at Canisius  | 58.3%, at Ohio        | 93.8%, vs. Albany     | 56.3%, vs. Monmouth  |
| Offensive Rebounds   | 13, at Ohio         | 3, at Niagara         | 18, at Niagara        | 8, 2x (vs. Siena)    |
| Defensive Rebounds   | 34, at Canisius     | 17, vs. Long Beach    | 37, at Ohio           | 20, at Canisius      |
| Rebounds             | 42, vs. Rider       | 26, vs. Hartford      | 53, 2x (at Yale)      | 29, at Canisius      |
| Assists              | 18, vs. Monmouth    | 6, at Fairfield       | 30, at Yale           | 7, vs. Siena         |
| Turnovers            | 23, 2x (at VCU)     | 7, at Yale            | 25, vs. Long Beach    | 8, at VCU            |
| Steals               | 14, vs. Long Beach  | 2, at Canisius        | 14, at VCU            | 0, vs. Albany        |
| Blocked Shots        | 6, 2x (at Marist)   | 0, at Providence      | 7, 2x (vs. Rider)     | 0, 2x (vs. Hartford) |
| Possessions          | 82, at New Mexico   | 57, vs. Siena*        | 82, at New Mexico     | 57, vs. Siena*       |
| Double Digit Scorers | 6, vs. Marist       | 2, 3x (vs. Siena)     | 5, 7x (at Marist)     | 2, 2x (vs. Siena)    |

\*- second lowest in Tim Cluess-era



# Career Statistics For Current Players

## Agee, Tajuan

| Season  | gp-gs | min/avg  | Total  |      | 3-Point |      | F-Throws |      | Rebounds |     |     |     | pf | fo | ast | to | blk | stl | Scoring |      |
|---------|-------|----------|--------|------|---------|------|----------|------|----------|-----|-----|-----|----|----|-----|----|-----|-----|---------|------|
|         |       |          | fg-fga | pct  | fg-fga  | pct  | ft-fa    | pct  | off      | def | tot | avg |    |    |     |    |     |     | pts     | avg  |
| 2018-19 | 21-16 | 534/25.4 | 84-193 | .435 | 19-64   | .297 | 64-90    | .711 | 28       | 121 | 149 | 7.1 | 81 | 9  | 19  | 46 | 13  | 19  | 251     | 12.0 |
| TOTAL   | 21-16 | 534/25.4 | 84-193 | .435 | 19-64   | .297 | 64-90    | .711 | 28       | 121 | 149 | 7.1 | 81 | 9  | 19  | 46 | 13  | 19  | 251     | 12.0 |

## Crawford, E.J.

| Season  | gp-gs | min/avg   | Total   |      | 3-Point |      | F-Throws |      | Rebounds |     |     |     | pf  | fo | ast | to  | blk | stl | Scoring |      |
|---------|-------|-----------|---------|------|---------|------|----------|------|----------|-----|-----|-----|-----|----|-----|-----|-----|-----|---------|------|
|         |       |           | fg-fga  | pct  | fg-fga  | pct  | ft-fa    | pct  | off      | def | tot | avg |     |    |     |     |     |     | pts     | avg  |
| 2016-17 | 35-30 | 874/25.0  | 110-243 | .453 | 56-125  | .448 | 53-68    | .779 | 19       | 88  | 107 | 3.1 | 74  | 2  | 39  | 31  | 7   | 13  | 329     | 9.4  |
| 2017-18 | 33-29 | 884/26.8  | 146-317 | .461 | 50-148  | .338 | 72-90    | .800 | 17       | 96  | 113 | 3.4 | 59  | 1  | 36  | 33  | 9   | 19  | 414     | 12.5 |
| 2018-19 | 21-21 | 719/34.2  | 133-259 | .514 | 30-84   | .357 | 76-93    | .817 | 28       | 78  | 106 | 5.0 | 51  | 1  | 39  | 42  | 4   | 16  | 372     | 17.7 |
| TOTAL   | 89-80 | 2477/27.8 | 389-819 | .475 | 136-357 | .381 | 201-251  | .801 | 64       | 262 | 326 | 3.7 | 184 | 4  | 114 | 106 | 20  | 48  | 1115    | 12.5 |

## Gist, Asante

| Season   | gp-gs | min/avg   | Total   |      | 3-Point |      | F-Throws |      | Rebounds |     |     |     | pf  | fo | ast | to  | blk | stl | Scoring |      |
|----------|-------|-----------|---------|------|---------|------|----------|------|----------|-----|-----|-----|-----|----|-----|-----|-----|-----|---------|------|
|          |       |           | fg-fga  | pct  | fg-fga  | pct  | ft-fa    | pct  | off      | def | tot | avg |     |    |     |     |     |     | pts     | avg  |
| 2016-17* | 31-29 | 986/31.8  | 158-422 | .374 | 64-189  | .339 | 114-155  | .735 | 10       | 69  | 79  | 2.5 | 96  | 4  | 118 | 105 | 1   | 29  | 494     | 15.9 |
| 2017-18* | 6-5   | 165/27.5  | 17-44   | .386 | 7-18    | .389 | 7-15     | .467 | 1        | 17  | 18  | 3.0 | 16  | 0  | 16  | 11  | 0   | 3   | 48      | 8.0  |
| 2018-19  | 21-10 | 573/27.3  | 83-192  | .432 | 40-112  | .357 | 50-67    | .746 | 9        | 39  | 48  | 2.3 | 47  | 1  | 41  | 37  | 0   | 14  | 256     | 12.2 |
| TOTAL    | 21-10 | 573/27.3  | 83-192  | .432 | 40-112  | .357 | 50-67    | .746 | 9        | 39  | 48  | 2.3 | 47  | 1  | 41  | 37  | 0   | 14  | 256     | 12.2 |
| All*     | 58-44 | 1724/29.7 | 258-658 | .392 | 111-319 | .348 | 171-237  | .722 | 20       | 125 | 145 | 2.5 | 159 | 5  | 175 | 153 | 1   | 46  | 798     | 13.8 |

\* Statistics from prior team/school

## Hudson, Payton

| Season  | gp-gs | min/avg | Total  |      | 3-Point |      | F-Throws |      | Rebounds |     |     |     | pf | fo | ast | to | blk | stl | Scoring |     |
|---------|-------|---------|--------|------|---------|------|----------|------|----------|-----|-----|-----|----|----|-----|----|-----|-----|---------|-----|
|         |       |         | fg-fga | pct  | fg-fga  | pct  | ft-fa    | pct  | off      | def | tot | avg |    |    |     |    |     |     | pts     | avg |
| 2018-19 | 13-0  | 90/6.9  | 2-7    | .286 | 1-5     | .200 | 0-0      | .000 | 2        | 3   | 5   | 0.4 | 8  | 0  | 6   | 1  | 0   | 4   | 5       | 0.4 |
| TOTAL   | 13-0  | 90/6.9  | 2-7    | .286 | 1-5     | .200 | 0-0      | .000 | 2        | 3   | 5   | 0.4 | 8  | 0  | 6   | 1  | 0   | 4   | 5       | 0.4 |

## Maxwell, Jahnathan

| Season  | gp-gs | min/avg  | Total  |      | 3-Point |      | F-Throws |      | Rebounds |     |     |     | pf | fo | ast | to | blk | stl | Scoring |     |
|---------|-------|----------|--------|------|---------|------|----------|------|----------|-----|-----|-----|----|----|-----|----|-----|-----|---------|-----|
|         |       |          | fg-fga | pct  | fg-fga  | pct  | ft-fa    | pct  | off      | def | tot | avg |    |    |     |    |     |     | pts     | avg |
| 2018-19 | 20-1  | 245/12.3 | 26-63  | .413 | 11-40   | .275 | 6-10     | .600 | 13       | 31  | 44  | 2.2 | 40 | 1  | 13  | 15 | 3   | 9   | 69      | 3.5 |
| TOTAL   | 20-1  | 245/12.3 | 26-63  | .413 | 11-40   | .275 | 6-10     | .600 | 13       | 31  | 44  | 2.2 | 40 | 1  | 13  | 15 | 3   | 9   | 69      | 3.5 |

## McGill, Rickey

| Season  | gp-gs  | min/avg   | Total   |      | 3-Point |      | F-Throws |      | Rebounds |     |     |     | pf  | fo | ast | to  | blk | stl | Scoring |      |
|---------|--------|-----------|---------|------|---------|------|----------|------|----------|-----|-----|-----|-----|----|-----|-----|-----|-----|---------|------|
|         |        |           | fg-fga  | pct  | fg-fga  | pct  | ft-fa    | pct  | off      | def | tot | avg |     |    |     |     |     |     | pts     | avg  |
| 2015-16 | 30-0   | 316/10.5  | 35-75   | .467 | 7-25    | .280 | 8-11     | .727 | 5        | 39  | 44  | 1.5 | 35  | 0  | 22  | 19  | 2   | 22  | 85      | 2.8  |
| 2016-17 | 35-35  | 1122/32.1 | 132-278 | .475 | 27-80   | .338 | 78-99    | .788 | 28       | 106 | 134 | 3.8 | 88  | 2  | 180 | 70  | 15  | 62  | 369     | 10.5 |
| 2017-18 | 34-33  | 1146/33.7 | 163-363 | .449 | 51-133  | .383 | 80-114   | .702 | 24       | 113 | 137 | 4.0 | 71  | 1  | 189 | 94  | 4   | 52  | 457     | 13.4 |
| 2018-19 | 21-21  | 774/36.9  | 104-218 | .477 | 21-66   | .318 | 94-125   | .752 | 19       | 77  | 96  | 4.6 | 62  | 3  | 112 | 69  | 5   | 47  | 323     | 15.4 |
| TOTAL   | 120-89 | 3358/28.0 | 434-934 | .465 | 106-304 | .349 | 260-349  | .745 | 76       | 335 | 411 | 3.4 | 256 | 6  | 503 | 252 | 26  | 183 | 1234    | 10.3 |

## Nikolic, Niksa

| Season  | gp-gs | min/avg  | Total  |      | 3-Point |      | F-Throws |      | Rebounds |     |     |     | pf | fo | ast | to | blk | stl | Scoring |     |
|---------|-------|----------|--------|------|---------|------|----------|------|----------|-----|-----|-----|----|----|-----|----|-----|-----|---------|-----|
|         |       |          | fg-fga | pct  | fg-fga  | pct  | ft-fa    | pct  | off      | def | tot | avg |    |    |     |    |     |     | pts     | avg |
| 2018-19 | 18-10 | 243/13.5 | 25-42  | .595 | 0-0     | .000 | 7-16     | .438 | 24       | 21  | 45  | 2.5 | 37 | 2  | 8   | 22 | 14  | 5   | 57      | 3.2 |
| TOTAL   | 18-10 | 243/13.5 | 25-42  | .595 | 0-0     | .000 | 7-16     | .438 | 24       | 21  | 45  | 2.5 | 37 | 2  | 8   | 22 | 14  | 5   | 57      | 3.2 |

# Career Statistics For Current Players

## Perez, Ben

| Season   | gp-gs | min/avg  | Total  |      | 3-Point |      | F-Throws |      | Rebounds |     |     |     | pf | fo | ast | to | blk | stl | Scoring |     |
|----------|-------|----------|--------|------|---------|------|----------|------|----------|-----|-----|-----|----|----|-----|----|-----|-----|---------|-----|
|          |       |          | fg-fga | pct  | fg-fga  | pct  | ft-fta   | pct  | off      | def | tot | avg |    |    |     |    |     |     | pts     | avg |
| 2015-16* | 25-0  | 249/10.0 | 27-80  | .338 | 16-60   | .267 | 3-4      | .750 | 6        | 14  | 20  | 0.8 | 17 | 0  | 5   | 10 | 5   | 10  | 73      | 2.9 |
| 2018-19  | 16-10 | 434/27.1 | 51-112 | .455 | 36-83   | .434 | 14-16    | .875 | 14       | 34  | 48  | 3.0 | 25 | 1  | 18  | 9  | 0   | 14  | 152     | 9.5 |
| TOTAL    | 16-10 | 434/27.1 | 51-112 | .455 | 36-83   | .434 | 14-16    | .875 | 14       | 34  | 48  | 3.0 | 25 | 1  | 18  | 9  | 0   | 14  | 152     | 9.5 |
| All*     | 41-10 | 683/16.7 | 78-192 | .406 | 52-143  | .364 | 17-20    | .850 | 20       | 48  | 68  | 1.7 | 42 | 1  | 23  | 19 | 5   | 24  | 225     | 5.5 |

\* Statistics from prior team/school

## Rhem, Malik

| Season  | gp-gs | min/avg | Total  |      | 3-Point |      | F-Throws |      | Rebounds |     |     |     | pf | fo | ast | to | blk | stl | Scoring |     |
|---------|-------|---------|--------|------|---------|------|----------|------|----------|-----|-----|-----|----|----|-----|----|-----|-----|---------|-----|
|         |       |         | fg-fga | pct  | fg-fga  | pct  | ft-fta   | pct  | off      | def | tot | avg |    |    |     |    |     |     | pts     | avg |
| 2018-19 | 2-0   | 2/1.0   | 0-2    | .000 | 0-0     | .000 | 0-0      | .000 | 0        | 0   | 0   | 0.0 | 0  | 0  | 0   | 0  | 0   | 0   | 0       | 0.0 |
| TOTAL   | 2-0   | 2/1.0   | 0-2    | .000 | 0-0     | .000 | 0-0      | .000 | 0        | 0   | 0   | 0.0 | 0  | 0  | 0   | 0  | 0   | 0   | 0       | 0.0 |

## Ristanovic, Andrija

| Season  | gp-gs | min/avg  | Total  |      | 3-Point |      | F-Throws |      | Rebounds |     |     |     | pf | fo | ast | to | blk | stl | Scoring |     |
|---------|-------|----------|--------|------|---------|------|----------|------|----------|-----|-----|-----|----|----|-----|----|-----|-----|---------|-----|
|         |       |          | fg-fga | pct  | fg-fga  | pct  | ft-fta   | pct  | off      | def | tot | avg |    |    |     |    |     |     | pts     | avg |
| 2018-19 | 19-7  | 278/14.6 | 21-54  | .389 | 16-42   | .381 | 11-13    | .846 | 8        | 50  | 58  | 3.1 | 29 | 0  | 11  | 15 | 10  | 6   | 69      | 3.6 |
| TOTAL   | 19-7  | 278/14.6 | 21-54  | .389 | 16-42   | .381 | 11-13    | .846 | 8        | 50  | 58  | 3.1 | 29 | 0  | 11  | 15 | 10  | 6   | 69      | 3.6 |

## Still, Isaiah

| Season   | gp-gs | min/avg   | Total   |      | 3-Point |      | F-Throws |      | Rebounds |     |     |     | pf  | fo | ast | to  | blk | stl | Scoring |      |
|----------|-------|-----------|---------|------|---------|------|----------|------|----------|-----|-----|-----|-----|----|-----|-----|-----|-----|---------|------|
|          |       |           | fg-fga  | pct  | fg-fga  | pct  | ft-fta   | pct  | off      | def | tot | avg |     |    |     |     |     |     | pts     | avg  |
| 2015-16* | 29-23 | 880/30.3  | 84-238  | .353 | 31-107  | .290 | 88-128   | .688 | 18       | 91  | 109 | 3.8 | 66  | 0  | 47  | 50  | 7   | 17  | 287     | 9.9  |
| 2016-17* | 31-31 | 1011/32.6 | 152-396 | .384 | 60-184  | .326 | 124-197  | .629 | 31       | 113 | 144 | 4.6 | 65  | 1  | 55  | 70  | 7   | 28  | 488     | 15.7 |
| 2018-19  | 12-9  | 309/25.8  | 29-76   | .382 | 9-36    | .250 | 28-48    | .583 | 8        | 34  | 42  | 3.5 | 28  | 0  | 18  | 25  | 5   | 13  | 95      | 7.9  |
| TOTAL    | 12-9  | 309/25.8  | 29-76   | .382 | 9-36    | .250 | 28-48    | .583 | 8        | 34  | 42  | 3.5 | 28  | 0  | 18  | 25  | 5   | 13  | 95      | 7.9  |
| All*     | 72-63 | 2200/30.6 | 265-710 | .373 | 100-327 | .306 | 240-373  | .643 | 57       | 238 | 295 | 4.1 | 159 | 1  | 120 | 145 | 19  | 58  | 870     | 12.1 |

\* Statistics from prior team/school



# 2018-19 Iona College Season/Career Stats

## SEASON STATISTICS

## CAREER STATISTICS

| SUMMARY             | gp-gs | min/g | fg%  | 3fg% | ft%  | r/g | a/g | stl | blk | pts/g | gp-gs  | min/g | fg%  | 3fg% | ft%  | r/g | a/g | stl | blk | pts/g |
|---------------------|-------|-------|------|------|------|-----|-----|-----|-----|-------|--------|-------|------|------|------|-----|-----|-----|-----|-------|
| Crawford, E.J.      | 21-21 | 34.2  | .514 | .357 | .817 | 5.0 | 1.9 | 16  | 4   | 17.7  | 89-80  | 27.8  | .475 | .381 | .801 | 3.7 | 1.3 | 48  | 20  | 12.5  |
| McGill, Rickey      | 21-21 | 36.9  | .477 | .318 | .752 | 4.6 | 5.3 | 47  | 5   | 15.4  | 120-89 | 28.0  | .465 | .349 | .745 | 3.4 | 4.2 | 183 | 26  | 10.3  |
| Gist, Asante        | 21-10 | 27.3  | .432 | .357 | .746 | 2.3 | 2.0 | 14  | 0   | 12.2  | 21-10  | 27.3  | .432 | .357 | .746 | 2.3 | 2.0 | 14  | 0   | 12.2  |
| Agee, Tajuan        | 21-16 | 25.4  | .435 | .297 | .711 | 7.1 | 0.9 | 19  | 13  | 12.0  | 21-16  | 25.4  | .435 | .297 | .711 | 7.1 | 0.9 | 19  | 13  | 12.0  |
| Perez, Ben          | 16-10 | 27.1  | .455 | .434 | .875 | 3.0 | 1.1 | 14  | 0   | 9.5   | 16-10  | 27.1  | .455 | .434 | .875 | 3.0 | 1.1 | 14  | 0   | 9.5   |
| Still, Isaiah       | 12-9  | 25.8  | .382 | .250 | .583 | 3.5 | 1.5 | 13  | 5   | 7.9   | 12-9   | 25.8  | .382 | .250 | .583 | 3.5 | 1.5 | 13  | 5   | 7.9   |
| Ristanovic, Andrija | 19-7  | 14.6  | .389 | .381 | .846 | 3.1 | 0.6 | 6   | 10  | 3.6   | 19-7   | 14.6  | .389 | .381 | .846 | 3.1 | 0.6 | 6   | 10  | 3.6   |
| Maxwell, Jahnathan  | 20-1  | 12.3  | .413 | .275 | .600 | 2.2 | 0.7 | 9   | 3   | 3.5   | 20-1   | 12.3  | .413 | .275 | .600 | 2.2 | 0.7 | 9   | 3   | 3.5   |
| Nikolic, Niksa      | 18-10 | 13.5  | .595 | .000 | .438 | 2.5 | 0.4 | 5   | 14  | 3.2   | 18-10  | 13.5  | .595 | .000 | .438 | 2.5 | 0.4 | 5   | 14  | 3.2   |
| Hudson, Payton      | 13-0  | 6.9   | .286 | .200 | .000 | 0.4 | 0.5 | 4   | 0   | 0.4   | 13-0   | 6.9   | .286 | .200 | .000 | 0.4 | 0.5 | 4   | 0   | 0.4   |
| Rhem, Malik         | 2-0   | 1.0   | .000 | .000 | .000 | 0.0 | 0.0 | 0   | 0   | 0.0   | 2-0    | 1.0   | .000 | .000 | .000 | 0.0 | 0.0 | 0   | 0   | 0.0   |

| SCORING             | fg-fga  | fg%  | 3fg-fga | 3fg% | ft-fta | ft%  | pts | pts/g | fg-fga  | fg%  | 3fg-fga | 3fg% | ft-fta  | ft%  | pts  | pts/g |
|---------------------|---------|------|---------|------|--------|------|-----|-------|---------|------|---------|------|---------|------|------|-------|
| Crawford, E.J.      | 133-259 | .514 | 30-84   | .357 | 76-93  | .817 | 372 | 17.7  | 389-819 | .475 | 136-357 | .381 | 201-251 | .801 | 1115 | 12.5  |
| McGill, Rickey      | 104-218 | .477 | 21-66   | .318 | 94-125 | .752 | 323 | 15.4  | 434-934 | .465 | 106-304 | .349 | 260-349 | .745 | 1234 | 10.3  |
| Gist, Asante        | 83-192  | .432 | 40-112  | .357 | 50-67  | .746 | 256 | 12.2  | 83-192  | .432 | 40-112  | .357 | 50-67   | .746 | 256  | 12.2  |
| Agee, Tajuan        | 84-193  | .435 | 19-64   | .297 | 64-90  | .711 | 251 | 12.0  | 84-193  | .435 | 19-64   | .297 | 64-90   | .711 | 251  | 12.0  |
| Perez, Ben          | 51-112  | .455 | 36-83   | .434 | 14-16  | .875 | 152 | 9.5   | 51-112  | .455 | 36-83   | .434 | 14-16   | .875 | 152  | 9.5   |
| Still, Isaiah       | 29-76   | .382 | 9-36    | .250 | 28-48  | .583 | 95  | 7.9   | 29-76   | .382 | 9-36    | .250 | 28-48   | .583 | 95   | 7.9   |
| Ristanovic, Andrija | 21-54   | .389 | 16-42   | .381 | 11-13  | .846 | 69  | 3.6   | 21-54   | .389 | 16-42   | .381 | 11-13   | .846 | 69   | 3.6   |
| Maxwell, Jahnathan  | 26-63   | .413 | 11-40   | .275 | 6-10   | .600 | 69  | 3.5   | 26-63   | .413 | 11-40   | .275 | 6-10    | .600 | 69   | 3.5   |
| Nikolic, Niksa      | 25-42   | .595 | 0-0     | .000 | 7-16   | .438 | 57  | 3.2   | 25-42   | .595 | 0-0     | .000 | 7-16    | .438 | 57   | 3.2   |
| Hudson, Payton      | 2-7     | .286 | 1-5     | .200 | 0-0    | .000 | 5   | 0.4   | 2-7     | .286 | 1-5     | .200 | 0-0     | .000 | 5    | 0.4   |
| Rhem, Malik         | 0-2     | .000 | 0-0     | .000 | 0-0    | .000 | 0   | 0.0   | 0-2     | .000 | 0-0     | .000 | 0-0     | .000 | 0    | 0.0   |

| TOTALS              | o-reb | d-reb | t-reb | pf | fo | ast | to | a/to | o-reb | d-reb | t-reb | pf  | fo | ast | to  | a/to |
|---------------------|-------|-------|-------|----|----|-----|----|------|-------|-------|-------|-----|----|-----|-----|------|
| Crawford, E.J.      | 28    | 78    | 106   | 51 | 1  | 39  | 42 | 0.9  | 64    | 262   | 326   | 184 | 4  | 114 | 106 | 1.1  |
| McGill, Rickey      | 19    | 77    | 96    | 62 | 3  | 112 | 69 | 1.6  | 76    | 335   | 411   | 256 | 6  | 503 | 252 | 2.0  |
| Gist, Asante        | 9     | 39    | 48    | 47 | 1  | 41  | 37 | 1.1  | 9     | 39    | 48    | 47  | 1  | 41  | 37  | 1.1  |
| Agee, Tajuan        | 28    | 121   | 149   | 81 | 9  | 19  | 46 | 0.4  | 28    | 121   | 149   | 81  | 9  | 19  | 46  | 0.4  |
| Perez, Ben          | 14    | 34    | 48    | 25 | 1  | 18  | 9  | 2.0  | 14    | 34    | 48    | 25  | 1  | 18  | 9   | 2.0  |
| Still, Isaiah       | 8     | 34    | 42    | 28 | 0  | 18  | 25 | 0.7  | 8     | 34    | 42    | 28  | 0  | 18  | 25  | 0.7  |
| Ristanovic, Andrija | 8     | 50    | 58    | 29 | 0  | 11  | 15 | 0.7  | 8     | 50    | 58    | 29  | 0  | 11  | 15  | 0.7  |
| Maxwell, Jahnathan  | 13    | 31    | 44    | 40 | 1  | 13  | 15 | 0.9  | 13    | 31    | 44    | 40  | 1  | 13  | 15  | 0.9  |
| Nikolic, Niksa      | 24    | 21    | 45    | 37 | 2  | 8   | 22 | 0.4  | 24    | 21    | 45    | 37  | 2  | 8   | 22  | 0.4  |
| Hudson, Payton      | 2     | 3     | 5     | 8  | 0  | 6   | 1  | 6.0  | 2     | 3     | 5     | 8   | 0  | 6   | 1   | 6.0  |
| Rhem, Malik         | 0     | 0     | 0     | 0  | 0  | 0   | 0  | 0.0  | 0     | 0     | 0     | 0   | 0  | 0   | 0   | 0.0  |

# 2018-19 Gaels By The Numbers... *(under Cluess in parenthesis)*

|                                     |                |  |              |   |
|-------------------------------------|----------------|--|--------------|---|
| <b>Iona Record:</b>                 |                | <b>When Iona Scores</b>                  |              | When opponents make more FTs ..... 3-6 (61-61)    |
| Overall .....                       | 7-14 (189-106) | Less than 50 points .....                | 0-0 (0-0)    | When opponents shoot more FTs ..... 2-7 (63-63)   |
| MAAC .....                          | 5-5 (117-45)   | 50-59 points .....                       | 0-2 (0-9)    | When free throws made are equal ..... 0-1 (12-4)  |
| At the Hynes Athletics Center ..... | 5-2 (89-18)    | 60-69 points .....                       | 0-2 (16-21)  | When free throws shot are equal ..... 0-0 (6-4)   |
| On the Road .....                   | 1-9 (72-64)    | 70-79 points .....                       | 2-4 (56-42)  | <b>From Behind the Arc:</b>                       |
| Neutral Sites .....                 | 1-3 (28-24)    | 80-89 points .....                       | 2-5 (68-23)  | When Iona makes more threes ..... 3-2 (125-35)    |
| MAAC Home Games .....               | 4-1 (65-14)    | 90-99 points .....                       | 2-1 (36-7)   | When opponents make more threes .... 4-8 (41-61)  |
| MAAC Away Games .....               | 1-4 (49-31)    | More than 99 points .....                | 1-0 (13-4)   | Three pointers are equal ..... 0-4 (23-10)        |
| MAAC Neutral Games .....            | 0-0 (3-0)      | <b>When Opponent Scores:</b>             |              | <b>Rebounds:</b>                                  |
| Leading at the half .....           | 5-1 (147-29)   | Less than 50 points .....                | 0-0 (2-0)    | When Iona out rebounds opponent.... 5-1 (100-24)  |
| Trailing at the half .....          | 2-12 (34-71)   | 50-59 points .....                       | 0-1 (25-1)   | When opponent out rebounds Iona.... 2-13 (81-78)  |
| Tied at the half .....              | 0-1 (8-6)      | 60-69 points .....                       | 1-0 (59-11)  | When rebounds are equal..... 0-0 (8-4)            |
| Overtime .....                      | 0-0 (10-10)    | 70-79 points .....                       | 4-3 (71-26)  | <b>Assists:</b>                                   |
| After a win .....                   | 2-5 (126-63)   | 80-89 points .....                       | 2-6 (27-39)  | When Iona has more assists ..... 4-1 (146-30)     |
| After a loss .....                  | 5-9 (63-43)    | 90-99 points .....                       | 0-4 (5-23)   | When opponent has more assists ..... 3-13 (31-71) |
| <b>Day of the Week:</b>             |                | More than 99 points .....                | 0-0 (0-6)    | When assists are equal ..... 0-0 (12-5)           |
| Sunday .....                        | 1-4 (49-27)    | <b>When Iona's FG Percentage is:</b>     |              | <b>Turnovers:</b>                                 |
| Monday .....                        | 0-1 (13-12)    | Less than 35% .....                      | 0-1 (3-12)   | When Iona has more TOs ..... 4-7 (59-51)          |
| Tuesday .....                       | 0-2 (14-14)    | 35-39.9% .....                           | 0-2 (7-17)   | When opponent has more TOs ..... 3-7 (119-49)     |
| Wednesday .....                     | 1-0 (19-6)     | 40-44.9% .....                           | 1-5 (30-39)  | When turnovers are equal ..... 0-0 (11-6)         |
| Thursday .....                      | 1-1 (8-14)     | 45-49.9% .....                           | 3-4 (61-23)  | <b>Margin of Victory/Loss:</b>                    |
| Friday .....                        | 3-1 (54-15)    | 50% or higher .....                      | 3-2 (88-15)  | 1 point..... 0-1 (5-8)                            |
| Saturday .....                      | 1-5 (32-18)    | <b>When Opponents' FG Percentage is:</b> |              | 2 points..... 0-2 (3-11)                          |
| <b>Month:</b>                       |                | Less than 35% .....                      | 0-0 (17-0)   | 4 points or less..... 1-6 (37-38)                 |
| November .....                      | 2-4 (24-22)    | 35-39.9% .....                           | 3-0 (46-7)   | 5-9 points..... 3-3 (44-35)                       |
| December.....                       | 0-5 (37-30)    | 40-44.9% .....                           | 1-5 (53-32)  | Less than 10..... 4-9 (81-73)                     |
| January .....                       | 5-4 (57-23)    | 45-49.9% .....                           | 3-5 (50-26)  | 10 or more..... 3-5 (108-33)                      |
| February .....                      | 0-1 (46-18)    | 50% or higher .....                      | 0-4 (23-41)  | 10-14 points..... 1-2 (37-16)                     |
| March .....                         | 0-0 (25-13)    | <b>At the Free Throw Line:</b>           |              | 15-19 points..... 2-1 (37-8)                      |
| <b>Tip-off Time</b>                 |                | When Iona makes more FTs .....           | 4-7 (116-41) | 20 or more points..... 0-2 (34-9)                 |
| Day games .....                     | 3-9 (67-40)    | When Iona shoots more FTs.....           | 5-7 (120-39) |   |
| Night games (after 5 p.m.) .....    | 4-5 (122-66)   |  |              |   |

## 2018-19 Starting Lineups *(Nine combinations in 2018-19)*

| Opponent             | F          | F          | G        | G        | G      | Record |
|----------------------|------------|------------|----------|----------|--------|--------|
| ALBANY               | Agee       | Still      | Crawford | Gist     | McGill | -      |
| at New Mexico        | Agee       | Still      | Crawford | Gist     | McGill | -      |
| vs. Long Beach State | Agee       | Still      | Crawford | Gist     | McGill | -      |
| vs. Hartford         | Nikolic    | Still      | Crawford | Gist     | McGill | -      |
| at Providence        | Nikolic    | Still      | Crawford | Gist     | McGill | -      |
| at Ohio              | Nikolic    | Agee       | Crawford | Gist     | McGill | 0-1    |
| at VCU               | Agee       | Still      | Crawford | Gist     | McGill | -      |
| vs. Columbia         | Nikolic    | Still      | Crawford | Gist     | McGill | 1-2    |
| vs. Princeton        | Agee       | Still      | Crawford | Gist     | McGill | 1-4    |
| at Yale              | Ristanovic | Still      | Crawford | Perez    | McGill | 0-1    |
| HOLY CROSS           | Agee       | Ristanovic | Crawford | Perez    | McGill | -      |
| MONMOUTH             | Agee       | Ristanovic | Crawford | Perez    | McGill | -      |
| FAIRFIELD            | Agee       | Ristanovic | Crawford | Perez    | McGill | 2-1    |
| at Niagara           | Agee       | Perez      | Crawford | Gist     | McGill | 0-1    |
| at Canisius          | Agee       | Nikolic    | Crawford | Perez    | McGill | -      |
| MARIST               | Agee       | Nikolic    | Crawford | Perez    | McGill | -      |
| at Monmouth          | Agee       | Nikolic    | Crawford | Perez    | McGill | -      |
| RIDER                | Nikolic    | Ristanovic | Agee     | Crawford | McGill | -      |
| at Fairfield         | Nikolic    | Ristanovic | Agee     | Crawford | McGill | 1-1    |
| at Marist            | Maxwell    | Ristanovic | Perez    | Crawford | McGill | 0-1    |
| SIENA                | Agee       | Nikolic    | Crawford | Perez    | McGill | 2-2    |
| QUINNIPIAC           |            |            |          |          |        |        |
| NIAGARA              |            |            |          |          |        |        |
| at Siena             |            |            |          |          |        |        |
| SAINT PETER'S        |            |            |          |          |        |        |
| at Quinnipiac        |            |            |          |          |        |        |
| CANISIUS             |            |            |          |          |        |        |
| at Rider             |            |            |          |          |        |        |



# Season/Career Highs

## #0 - RICKEY MCGILL

| Season High              |             | Career High              |
|--------------------------|-------------|--------------------------|
| 29, vs. MON (1/3/19)     | Points      | 40, at RID (2/25/18)     |
| 9, vs. RID (1/25/19)     | Rebounds    | 12, vs. FDU (12/2/17)    |
| 9, 3x (at CAN, 1/13/19)  | Field Goals | 12, at RID (2/25/18)     |
| 3, 2x (vs. MON, 1/3/19)  | 3-Pt. FG    | 5, 3x (at RID, 2/25/18)  |
| 8, 2x (vs. MON, 1/3/19)  | Free Throws | 11, at RID (2/25/18)     |
| 9, 2x (vs. FFD, 1/5/19)  | Assists     | 14, vs. CAN (1/7/17)     |
| 2, vs. COL (12/9/18)     | Blocks      | 2, 4x (vs. COL, 12/9/18) |
| 5, at NIA (1/11/19)      | Steals      | 5, 3x (at NIA, 1/11/19)  |
| 40, 5x (at MAR, 1/31/19) | Minutes     | 41, 3x (at SIE, 2/12/18) |

## #1 - ISAIAH STILL

| Season High                |             | Career High              |
|----------------------------|-------------|--------------------------|
| 16, vs. LB (11/19/18)      | Points      | 28, vs. SHU (2/5/17)     |
| 8, 3x (at VCU, 12/1/18)    | Rebounds    | 11, vs. LIU (3/1/17)     |
| 5, 2x (vs. COL, 12/9/18)   | Field Goals | 10, at DEP (11/13/16)    |
| 2, 3x (vs. HART, 11/21/18) | 3-Pt. FG    | 6, vs. SHU (2/5/17)      |
| 8, vs. LB (11/19/18)       | Free Throws | 9, 2x (at CCSU, 2/18/17) |
| 3, 3x (vs. PRIN, 12/15/18) | Assists     | 6, vs. SFU (1/12/17)     |
| 2, at VCU (12/1/18)        | Blocks      | 2, at VCU (12/1/18)      |
| 5, at NM (11/13/18)        | Steals      | 5, at NM (11/13/18)      |
| 39, at VCU (12/1/18)       | Minutes     | 42, at SFU (1/27/17)     |

## #2 - E.J. CRAWFORD

| Season High              |             | Career High              |
|--------------------------|-------------|--------------------------|
| 28, at FFD (1/27/19)     | Points      | 28, at FFD (1/27/19)     |
| 9, at Ohio (11/27/18)    | Rebounds    | 9, at Ohio (11/27/18)    |
| 11, at FFD (1/27/19)     | Field Goals | 11, at FFD (1/27/19)     |
| 5, vs. PRIN (12/15/18)   | 3-Pt. FG    | 5, vs. PRIN (12/15/18)   |
| 10, at NM (11/13/18)     | Free Throws | 10, at NM (11/13/18)     |
| 5, 3x (vs. MAR, 1/18/19) | Assists     | 5, 3x (vs. MAR, 1/18/19) |
| 1, 4x (at MAR, 1/31/19)  | Blocks      | 1, 20x (at MAR, 1/31/19) |
| 2, 3x (vs. FFD, 1/5/19)  | Steals      | 3, vs. MAN (2/23/18)     |
| 39, 2x (at MAR, 1/31/19) | Minutes     | 40, vs. FFD (1/29/18)    |

## #3 - ASANTE GIST

| Season High              |             | Career High              |
|--------------------------|-------------|--------------------------|
| 21, 3x (at MON, 1/20/19) | Points      | 28, at BEL (2/16/17)     |
| 5, 2x (vs. COL, 12/9/18) | Rebounds    | 7, vs. IUPUI (11/11/16)  |
| 6, 7x (at MON, 1/20/19)  | Field Goals | 10, at BEL (2/16/17)     |
| 5, vs. FFD (1/5/19)      | 3-Pt. FG    | 6, vs. PEAY (2/1/17)     |
| 7, at PROV (11/24/18)    | Free Throws | 16, vs. IUPUI (11/11/16) |
| 6, at NIA (1/11/19)      | Assists     | 6, 5x (at NIA, 1/11/19)  |
| 0                        | Blocks      | 1, vs. WISE (12/28/16)   |
| 4, vs. LB (11/19/18)     | Steals      | 4, vs. LB (11/19/18)     |
| 38, at PROV (11/24/18)   | Minutes     | 43, vs. PEAY (2/1/17)    |

## #5 - BEN PEREZ

| Season High             |             | Career High              |
|-------------------------|-------------|--------------------------|
| 19, vs. MON (1/3/19)    | Points      | 19, vs. MON (1/3/19)     |
| 11, at CAN (1/13/19)    | Rebounds    | 11, at CAN (1/13/19)     |
| 6, 2x (vs. SIE, 2/2/19) | Field Goals | 6, 2x (vs. SIE, 2/2/19)  |
| 5, 2x (vs. SIE, 2/2/19) | 3-Pt. FG    | 5, 2x (vs. SIE, 2/2/19)  |
| 7, vs. MAR (1/18/19)    | Free Throws | 7, vs. MAR (1/18/19)     |
| 4, at CAN (1/13/19)     | Assists     | 4, at CAN (1/13/19)      |
| 0                       | Blocks      | 1, 5x (vs. UNLV, 3/5/16) |
| 3, 2x (at MAR, 1/31/19) | Steals      | 3, 2x (at MAR, 1/31/19)  |
| 40, at CAN (1/13/19)    | Minutes     | 40, at CAN (1/13/19)     |

## #10 - ANDRIJA RISTANOVIC

| Season High                |             | Career High                |
|----------------------------|-------------|----------------------------|
| 12, vs. MON (1/3/19)       | Points      | 12, vs. MON (1/3/19)       |
| 8, 3x (vs. SIE, 2/2/19)    | Rebounds    | 8, 3x (vs. SIE, 2/2/19)    |
| 4, vs. PRIN (12/15/18)     | Field Goals | 4, vs. PRIN (12/15/18)     |
| 3, 2x (vs. PRIN, 12/15/18) | 3-Pt. FG    | 3, 2x (vs. PRIN, 12/15/18) |
| 6, vs. MON (1/3/19)        | Free Throws | 6, vs. MON (1/3/19)        |
| 2, 3x (vs. SIE, 2/2/19)    | Assists     | 2, 3x (vs. SIE, 2/2/19)    |
| 3, at MAR (1/31/19)        | Blocks      | 3, at MAR (1/31/19)        |
| 2, vs. ALB (11/9/18)       | Steals      | 2, vs. ALB (11/9/18)       |
| 31, vs. MON (1/3/19)       | Minutes     | 31, vs. MON (1/3/19)       |

## #12 - TAJUAN AGEE

| Season High              |             | Career High              |
|--------------------------|-------------|--------------------------|
| 23, 2x (vs. FFD, 1/5/19) | Points      | 23, 2x (vs. FFD, 1/5/19) |
| 12, vs. HC (12/30/18)    | Rebounds    | 12, vs. HC (12/30/18)    |
| 8, 2x (at NIA, 1/11/19)  | Field Goals | 8, 2x (at NIA, 1/11/19)  |
| 3, at Ohio (11/27/18)    | 3-Pt. FG    | 3, at Ohio (11/27/18)    |
| 10, vs. FFD (1/5/19)     | Free Throws | 10, vs. FFD (1/5/19)     |
| 3, 2x (at MON, 1/20/19)  | Assists     | 3, 2x (at MON, 1/20/19)  |
| 2, 3x (at FFD, 1/27/19)  | Blocks      | 2, 3x (at FFD, 1/27/19)  |
| 4, at YALE (12/22/18)    | Steals      | 4, at YALE (12/22/18)    |
| 36, at NIA (1/11/19)     | Minutes     | 36, at NIA (1/11/19)     |

## #13 - JAHNATHAN MAXWELL

| Season High              |             | Career High              |
|--------------------------|-------------|--------------------------|
| 16, vs. MON (1/3/19)     | Points      | 16, vs. MON (1/3/19)     |
| 7, vs. MON (1/3/19)      | Rebounds    | 7, vs. MON (1/3/19)      |
| 5, vs. MON (1/3/19)      | Field Goals | 5, vs. MON (1/3/19)      |
| 4, vs. MON (1/3/19)      | 3-Pt. FG    | 4, vs. MON (1/3/19)      |
| 2, 2x (vs. MAR, 1/18/19) | Free Throws | 2, 2x (vs. MAR, 1/18/19) |
| 3, vs. MON (1/3/19)      | Assists     | 3, vs. MON (1/3/19)      |
| 2, vs. PRIN (12/15/18)   | Blocks      | 2, vs. PRIN (12/15/18)   |
| 3, at NM (11/13/18)      | Steals      | 3, at NM (11/13/18)      |
| 25, vs. MON (1/3/19)     | Minutes     | 25, vs. MON (1/3/19)     |

## #32 - PAYTON HUDSON

| Season High             |             | Career High             |
|-------------------------|-------------|-------------------------|
| 5, vs. SIE (2/2/19)     | Points      | 5, vs. SIE (2/2/19)     |
| 1, 5x (vs. SIE, 2/2/19) | Rebounds    | 1, 5x (vs. SIE, 2/2/19) |
| 2, vs. SIE (2/2/19)     | Field Goals | 2, vs. SIE (2/2/19)     |
| 1, vs. SIE (2/2/19)     | 3-Pt. FG    | 1, vs. SIE (2/2/19)     |
| 0                       | Free Throws | 0                       |
| 3, at YALE (12/22/18)   | Assists     | 3, at YALE (12/22/18)   |
| 0                       | Blocks      | 0                       |
| 1, 4x (at FFD, 1/27/19) | Steals      | 1, 4x (at FFD, 1/27/19) |
| 24, at FFD (1/27/19)    | Minutes     | 24, at FFD (1/27/19)    |

## #44 - NIKSA NIKOLIC

| Season High             |             | Career High             |
|-------------------------|-------------|-------------------------|
| 14, at PROV (11/24/18)  | Points      | 14, at PROV (11/24/18)  |
| 8, at PROV (11/24/18)   | Rebounds    | 8, at PROV (11/24/18)   |
| 7, at PROV (11/24/18)   | Field Goals | 7, at PROV (11/24/18)   |
| 0                       | 3-Pt. FG    | 0                       |
| 2, 2x (at MON, 1/20/19) | Free Throws | 2, 2x (at MON, 1/20/19) |
| 4, at CAN (1/13/19)     | Assists     | 4, at CAN (1/13/19)     |
| 6, vs. RID (1/25/19)    | Blocks      | 6, vs. RID (1/25/19)    |
| 1, 6x (vs. SIE, 2/2/19) | Steals      | 1, 6x (vs. SIE, 2/2/19) |
| 31, at PROV (11/24/18)  | Minutes     | 31, at PROV (11/24/18)  |

## The Last Time Iona...

Played in Overtime – Siena 82, Iona 78 OT (Feb. 12, 2018)  
 Won in Overtime – Iona 87, Quinnipiac 82 2OT (Feb. 2, 2018)  
 Played in Double Overtime – Iona 87, Quinnipiac 82 (Feb. 2, 2018)  
 Won in Double Overtime – Iona 87, Quinnipiac 82 (Feb. 2, 2018)  
 Played in Triple Overtime – Iona 88, Canisius 90 (Jan. 30, 2005)  
 Beat a Ranked Opponent – Iona 89, No. 23 Iowa State 72 (Nov. 26, 2005)  
 Played a Ranked Opponent – No. 5 Duke 89, Iona 68 (Mar. 15, 2018)  
 Won by 15-19 points – 18 – Iona 88, Canisius 70 (Jan. 13, 2019)  
 Won by 20-29 points – 27 – Iona 91, Rider 64 (Jan. 14, 2018)  
 Won by 30-39 points – 34 – Iona 98, Marist 64 (Feb. 8, 2018)  
 Won by 40-49 points – 44 – Iona 105, Bucknell 61 (Dec. 2, 2000)  
 Won by 50 points or more – 50 – Iona 126, Delaware State 76 (Nov. 26, 2014)  
 Lost by 15-19 points – 15 – Yale 99, Iona 84 (Dec. 22, 2018)  
 Lost by 20-29 points – 39 – VCU 88, Iona 59 (Dec. 1, 2018)  
 Lost by 30-49 points – 31 – Iona 36, Louisville 67 (Dec. 29, 2007)  
 Lost by 50 points or more – 50 – Iona 54, No. 1 UConn 104 (Dec. 20, 2003)  
 Scored 100 points or more – 103 – Iona 103, Monmouth 84 (Jan. 3, 2019)  
 Scored 90-99 points – 90 – Iona 90, Marist 77 (Jan. 18, 2019)  
 Scored 80-89 points – 81 – Monmouth 83, Iona 81 (Jan. 20, 2019)  
**Scored less than 60 points – 54 – Siena 56, Iona 54 (Feb. 2, 2019)**  
 Scored less than 50 points – 41 – Iona 49, Saint Peter's 48 (Feb. 28, 2010)  
 Scored less than 40 points – 39 – Iona 39, Manhattan 52 (Feb. 9, 2009)  
**Both teams scored less than 60 – Siena 56, Iona 54 (Feb. 2, 2019)**  
 Both teams scored less than 50 – Iona 49, Saint Peter's 48 (Feb. 28, 2010)  
 Allowed an opponent to score 90 or more – Niagara 95, Iona 90 (Jan. 11, 2019)  
 Allowed an opponent to score 100 or more – 110 – Rider 110, Iona 101 (Feb. 25, 2018)  
 Held an opponent to under 60 – 51 – Iona 72, Manhattan 51 (Feb. 24, 2017)  
 Held an opponent to under 50 – 40 – Iona 64, Saint Peter's 40 (Jan. 29, 2012)  
 Shot 70.0% or better from the floor – 70.0% – vs. Wagner (Dec. 3, 2002)  
 Shot 60.0% or better from the floor – 61.7% – vs. Canisius (Jan. 8, 2017)  
 Shot 55.0% or better from the floor – 58.5% – vs. Monmouth (Jan. 3, 2019)  
**Shot 40.0% or lower from the floor – 36.0% – vs. Siena (Feb. 2, 2019)**  
 Shot less than 30.0% from the floor – 29.0% – at Valparaiso (Nov. 15, 2015)  
 Held an opponent to less than 35.0% from the floor – 33.9% – vs. UC Santa Barbara (Dec. 21, 2016)  
 Held an opponent to less than 30.0% from the floor – 28.0% – at Niagara (Jan. 16, 2010)  
 Held an opponent to less than 25.0% from the floor – 23.7% – vs. St. Bonaventure (Nov. 19, 2004)  
 Allowed an opponent to shoot 50.0% or better from the floor – 53.7% – vs. Holy Cross (Dec. 30, 2018)  
 Allowed an opponent to shoot 60.0% or better from the floor – 61.4% – at Rider (Feb. 25, 2018)  
 Made 24 or more three-point FGs – 24 – vs. Delaware State (Nov. 26, 2014) (school record)  
 Made 20-23 three-point FGs – 20 – at Holy Cross (Dec. 19, 2017)  
 Made 19 three-point FG – 19 – vs. Fairfield (Dec. 1, 2015), vs. Monmouth (Mar. 5, 2015)  
 Made 18 three-point FG – 18 – vs. Liberty (Dec. 18, 2012), at Albany (Nov. 23, 2010)  
 Made 17 three-point FG – 17 – vs. Monmouth (Jan. 3, 2019)  
 Made 16 three-point FG – 16 – vs. Rider (Jan. 14, 2018)  
 Made 15 three-point FG – 15 – at Marist (Feb. 8, 2018)  
 Made 10-14 three-point FG – 11 – at Marist (Jan. 31, 2019)  
 Did not make a three-pt. FG – (0-10) at Marist (Dec. 5, 2008)  
 Did not allow an opponent to hit a three-pt. FG – vs. St. John's (Dec. 17, 2017)  
 Attempted 50 or more FT – 50 (38 made) – at Marist (Jan. 28, 2005)  
 Attempted 40 or more FT – 40 (34 made) – vs. Canisius (Mar. 9, 2013)  
 Made 35 or more FT – 34 (40 att.) – vs. Canisius (Mar. 9, 2013)  
 Made 30 or more FT – 31 (39 att.) – vs. Niagara (Feb. 10, 2005)  
 Had 55 or more rebounds – 55 – at Niagara (Dec. 29, 2017)  
 Had 50-54 rebounds – 51 – vs. Quinnipiac (Jan. 23, 2016)  
 Had 45-49 rebounds – 46 – at Niagara (Feb. 12, 2017)  
 Had 40-44 rebounds – 42 – vs. Rider (Jan. 25, 2019)  
 Had 25 or less rebounds – 24 – vs. Saint Peter's (Mar. 4, 2018)  
 Had 35 or more assists – 35 – vs. Delaware State (Nov. 26, 2014) (school record)  
 Had 30-34 assists – 34 – vs. Niagara (Jan. 4, 2014)  
 Had 28-29 assists – 29 – vs. Marist (Feb. 8, 2015)  
 Had 25-27 assists – 25 – vs. Coastal Carolina (Nov. 19, 2017)  
 Had 20-24 assists – 21 – vs. Fairfield (Jan. 7, 2018)  
 Made 15 or more steals – 15 – vs. Siena (Feb. 13, 2016)  
 Made 20 or more steals – 21 – at Marist (Feb. 8, 2018)  
 Had 20 or more turnovers – 23 – at VCU (Dec. 1, 2018)  
 Had 25 or more turnovers – 25 – at Rider (Jan. 21, 2008)  
**Had 6-10 turnovers – 8 – vs. Siena (Feb. 2, 2019)**  
 Had 5 or less turnovers – 5 – vs. Saint Peter's (Mar. 4, 2018)  
 Blocked 10 or more shots – 10 – at Manhattan (Feb. 28, 2014)  
 Had seven or more players in double figures – vs. Niagara (Jan. 4, 2014)  
 Had six players in double figures – vs. Marist (Jan. 18, 2019)  
 Had five players in double figures – vs. Monmouth (Jan. 3, 2019)  
 Had four players in double figures – at Marist (Jan. 31, 2019)  
 Had zero players in double figures – vs. Siena (Dec. 7, 2009)

## The Last Time An Iona player...

Scored 50 or more – 50 – Warren Issac vs. Bates (Dec. 18, 1964)  
 Scored 45-49 points – 45 – A.J. English vs. Monmouth (Jan. 15, 2016)  
 Scored 40-44 points – 40 – Rickey McGill at Rider (Feb. 25, 2018)  
 Scored 35-39 points – 38 – Jordan Washington vs. Rider (Feb. 19, 2017)  
 Scored 30-34 points – 30 – Schadrac Casimir vs. Manhattan (Feb. 23, 2018)  
 Scored 25-29 points – 28 – E.J. Crawford at Fairfield (Jan. 27, 2019)  
 Scored back-to-back 30+ point efforts – A.J. English at Monmouth, at Siena (Feb. 19-22, 2015)  
 Two players had at least 30 points – Mike Glover (34) and Scott Machado (33) vs. Saint Joseph's (Nov. 23, 2011)  
 Two players had at least 20 points – E.J. Crawford (20) and Asante Gist (20) vs. Rider (Jan. 25, 2019)  
 Three players had at least 20 points – E.J. Crawford (23), Tajuan Agee (22), Rickey McGill (22) at Niagara (Jan. 11, 2019)  
 Hit more than 10 3-pt FG – 13 – A.J. English vs. Fairfield (Dec. 1, 2015) (School/MAAC Record)  
 Hit 10 3-pt FG – 10 – Sean Armand vs. Siena (Jan. 3, 2012)  
 Hit 9 3-pt FG – 9 – Isaiah Williams vs. Monmouth (Mar. 8, 2015)  
 Hit 8 3-pt FG – 8 – Deyshonee Much at Canisius (Feb. 5, 2016)  
 Hit 7 3-pt FG – 7 – Deyshonee Much at Marist (Feb. 8, 2018)  
 Hit 6 3-pt. FG – 6 – Deyshonee Much vs. Fairfield (Jan. 7, 2018)  
 Hit 5 3-pt. FG – 5 – Ben Perez at Canisius (Jan. 13, 2019)  
 Made at least 10 free throws – 10 – Tajuan Agee vs. Fairfield (Jan. 5, 2019)  
 Made at least 15 free throws – 16 – Devon Clarke at Fairfield (Dec. 7, 2008)  
 Had 20 or more rebounds – 20 – Jonathan Duck vs. Seton Hall (Nov. 24, 1990)  
 Had 18 or more rebounds – 18 – David Laury at Marist (Feb. 20, 2015)  
 Had 17 or more rebounds – 17 – David Laury at Rhode Island (Mar. 17, 2015)  
 Had 15 rebounds or more – 16 – TK Edogi at Niagara (Dec. 29, 2017)  
 Two players had 10 rebounds or more – TK Edogi (16) and Roland Griffin (11) at Niagara (Dec. 29, 2017)  
 Three players had 10 rebounds or more – David Laury (13), Sean Armand (12), Taj Ridley (11) vs. Marist (Feb. 7, 2013)  
 Had 17 or more assists – 17 – Danny Doyle vs. Fairfield (Feb. 19, 1994) (school record)  
 Had 16 assists – 16 – Scott Machado vs. Manhattan (Jan. 12, 2012)  
 Had 15 assists – 15 – Scott Machado vs. Nevada (Feb. 18, 2012)  
 Had 14 assists – 14 – Rickey McGill vs. Canisius (Jan. 8, 2017)  
 Had 13 assists – 13 – A.J. English vs. Monmouth (Feb. 14, 2014)  
 Had 12 assists – 12 – Rickey McGill vs. Canisius (Jan. 21, 2018)  
 Had 11 assists – 11 – Zach Lewis vs. Saint Peter's (Jan. 5, 2018)  
 Had 10 assists – 10 – Rickey McGill vs. Marist (Dec. 31, 2016)  
 Had back-to-back 10+ assist efforts – Scott Machado (2 gms, Dec. 21-29, 2011)  
 Had three straight 10+ assist efforts – Scott Machado (5 gms, Nov. 17-28, 2011)  
 Had four straight 10+ assist efforts – Scott Machado (5 gms, Nov. 17-28, 2011)  
 Had five straight 10+ assist efforts – Scott Machado (5 gms, Nov. 17-28, 2011)  
 Had 10 or more steals – 10 – Ricky Solver vs. Portland State (Nov. 25, 2005)  
 Had at least 9 steals – Ricky Rivers vs. Akron (Dec. 4, 1993)  
 Had at least 8 steals – Ricky Solver at Rider (Feb. 11, 2006)  
 Had at least 7 steals – A.J. English vs. Monmouth (Jan. 15, 2016)  
 Had at least 6 steals – Deyshonee Much vs. NJIT (Dec. 14, 2016)  
 Had at least 5 steals – Rickey McGill at Niagara (Jan. 11, 2019)  
 Had 10 or more blocks – 11 – Nakiea Miller vs. Fairfield (March 5, 2000)  
 Had at least 9 blocks – Greg Jenkins vs. Manhattan (Jan. 25, 2004)  
 Had at least 8 blocks – Nakiea Miller vs. St. Francis NY (Nov. 28, 2000)  
 Had at least 7 blocks – Isaiah Williams at Manhattan (Feb. 28, 2014)  
 Had at least 6 blocks – Niksa Nikolic vs. Rider (Jan. 25, 2019)  
 Had at least 5 blocks – Taylor Bessick vs. Oregon (Mar. 17, 2017)  
 Registered a double-double – Tajuan Agee (20p/10r) at Monmouth (Jan. 20, 2019)  
 Registered back-to-back double-doubles – Tajuan Agee (2 gms, Jan. 5-11, 2019)  
 Registered three straight double-doubles – Jordan Washington (4 gms, Feb. 14-24, 2017)  
 Registered four straight double-doubles – Jordan Washington (4 gms, Feb. 14-24, 2017)  
 Registered five straight double-doubles – David Laury (5 gms, Jan. 20-Feb. 4, 2013)  
 Registered six straight double-doubles – Mike Glover (8 gms, Nov. 30-Dec. 29, 2010)  
 Registered seven straight double-doubles – Mike Glover (8 gms, Nov. 30-Dec. 29, 2010)  
 Registered eight straight double-doubles – Mike Glover (8 gms, Nov. 30-Dec. 29, 2010)  
 At least two players registered a double-double – Rickey McGill (14p/12a) and TK Edogi (16p/10r) vs. Canisius (Jan. 21, 2018)  
 Three or more players registered a double-double – Mike Glover (13p/12r), Taj Ridley (16p/12r), Scott Machado (14p/11a) vs. Purdue (Nov. 17, 2011)

## Iona's Triple-Doubles...

Nakiea Miller (14p/10r/11b) vs. Fairfield (Mar. 5, 2000)  
 Scott Machado (10p/11r/10a) vs. Marist (Feb. 12, 2012)

# 2018-19 Iona Game-By Game Team Statistics

| Opponent            | Date     | Score  |   | Total    |      | 3-Pointers |      | Free throws |      | Rebounds |     |     |      |     |     |     |     |     |      |      |  |
|---------------------|----------|--------|---|----------|------|------------|------|-------------|------|----------|-----|-----|------|-----|-----|-----|-----|-----|------|------|--|
|                     |          |        |   | fg-fga   | pct  | 3fg-fga    | pct  | ft-fta      | pct  | off      | def | tot | avg  | pf  | a   | t/o | blk | stl | pts  | avg  |  |
| ALBANY              | 11/09/18 | 72-68  | W | 25-57    | .439 | 6-25       | .240 | 16-25       | .640 | 10       | 24  | 34  | 34.0 | 16  | 16  | 13  | 2   | 12  | 72   | 72.0 |  |
| at New Mexico       | 11/13/18 | 83-90  | L | 24-60    | .400 | 9-26       | .346 | 26-36       | .722 | 11       | 23  | 34  | 34.0 | 29  | 15  | 15  | 3   | 12  | 83   | 77.5 |  |
| vs Long Beach State | 11/19/18 | 85-86  | L | 26-60    | .433 | 10-31      | .323 | 23-28       | .821 | 10       | 17  | 27  | 31.7 | 21  | 11  | 17  | 2   | 14  | 85   | 80.0 |  |
| vs Hartford         | 11/21/18 | 80-75  | W | 28-49    | .571 | 9-20       | .450 | 15-24       | .625 | 4        | 22  | 26  | 30.3 | 20  | 16  | 14  | 1   | 6   | 80   | 80.0 |  |
| at Providence       | 11/24/18 | 79-91  | L | 29-57    | .509 | 6-20       | .300 | 15-18       | .833 | 7        | 23  | 30  | 30.2 | 16  | 15  | 15  | 0   | 6   | 79   | 79.8 |  |
| at Ohio             | 11/27/18 | 65-89  | L | 21-65    | .323 | 9-33       | .273 | 14-24       | .583 | 13       | 26  | 39  | 31.7 | 21  | 16  | 17  | 2   | 9   | 65   | 77.3 |  |
| at Va. Commonwealth | 12/01/18 | 59-88  | L | 19-51    | .373 | 4-19       | .211 | 17-23       | .739 | 9        | 31  | 40  | 32.9 | 27  | 7   | 23  | 3   | 3   | 59   | 74.7 |  |
| vs Columbia         | 12/09/18 | 71-74  | L | 25-55    | .455 | 5-18       | .278 | 16-20       | .800 | 9        | 28  | 37  | 33.4 | 16  | 14  | 18  | 2   | 8   | 71   | 74.2 |  |
| vs Princeton        | 12/15/18 | 81-85  | L | 30-63    | .476 | 13-29      | .448 | 8-10        | .800 | 8        | 25  | 33  | 33.3 | 16  | 14  | 13  | 4   | 3   | 81   | 75.0 |  |
| at Yale             | 12/22/18 | 84-99  | L | 29-70    | .414 | 10-35      | .286 | 16-22       | .727 | 7        | 23  | 30  | 33.0 | 21  | 15  | 7   | 3   | 9   | 84   | 75.9 |  |
| HOLY CROSS          | 12/30/18 | 71-78  | L | 28-57    | .491 | 5-18       | .278 | 10-17       | .588 | 10       | 18  | 28  | 32.5 | 15  | 8   | 10  | 3   | 4   | 71   | 75.5 |  |
| MONMOUTH            | 01/03/19 | 103-84 | W | 31-53    | .585 | 17-31      | .548 | 24-34       | .706 | 9        | 32  | 41  | 33.2 | 24  | 18  | 13  | 3   | 8   | 103  | 77.8 |  |
| FAIRFIELD           | 01/05/19 | 94-87  | W | 31-64    | .484 | 10-24      | .417 | 22-29       | .759 | 11       | 26  | 37  | 33.5 | 16  | 17  | 11  | 0   | 11  | 94   | 79.0 |  |
| at Niagara          | 01/11/19 | 90-95  | L | 35-67    | .522 | 9-22       | .409 | 11-17       | .647 | 3        | 26  | 29  | 33.2 | 18  | 14  | 8   | 2   | 12  | 90   | 79.8 |  |
| at Canisius         | 01/13/19 | 88-70  | W | 30-56    | .536 | 14-26      | .538 | 14-15       | .933 | 6        | 34  | 40  | 33.7 | 22  | 17  | 17  | 2   | 2   | 88   | 80.3 |  |
| MARIST              | 01/18/19 | 90-77  | W | 27-56    | .482 | 12-31      | .387 | 24-26       | .923 | 10       | 24  | 34  | 33.7 | 18  | 14  | 9   | 3   | 4   | 90   | 80.9 |  |
| at Monmouth         | 01/20/19 | 81-83  | L | 23-56    | .411 | 11-33      | .333 | 24-29       | .828 | 8        | 22  | 30  | 33.5 | 27  | 16  | 13  | 1   | 7   | 81   | 80.9 |  |
| RIDER               | 01/25/19 | 77-71  | W | 31-64    | .484 | 4-21       | .190 | 11-17       | .647 | 9        | 33  | 42  | 33.9 | 17  | 14  | 15  | 6   | 5   | 77   | 80.7 |  |
| at Fairfield        | 01/27/19 | 68-80  | L | 24-49    | .490 | 3-14       | .214 | 17-27       | .630 | 7        | 24  | 31  | 33.8 | 23  | 6   | 19  | 3   | 4   | 68   | 80.1 |  |
| at Marist           | 01/31/19 | 74-78  | L | 24-59    | .407 | 11-29      | .379 | 15-18       | .833 | 12       | 23  | 35  | 33.8 | 16  | 12  | 14  | 6   | 5   | 74   | 79.8 |  |
| SIENA               | 02/02/19 | 54-56  | L | 18-50    | .360 | 6-27       | .222 | 12-19       | .632 | 10       | 22  | 32  | 33.8 | 9   | 10  | 8   | 3   | 3   | 54   | 78.5 |  |
| Iona College        |          | 1649   |   | 558-1218 | .458 | 183-532    | .344 | 350-478     | .732 | 183      | 526 | 709 | 33.8 | 408 | 285 | 289 | 54  | 147 | 1649 | 78.5 |  |
| Opponents           |          | 1704   |   | 592-1297 | .456 | 205-539    | .380 | 315-443     | .711 | 246      | 544 | 790 | 37.6 | 416 | 342 | 290 | 71  | 120 | 1704 | 81.1 |  |

Games played: 21

Points/game: 78.5

FG Pct: 45.8

3FG Pct: 34.4

FT Pct: 73.2

Rebounds/game: 33.8

Assists/game: 13.6

Turnovers/game: 13.8

Assist/turnover ratio: 1.0

Steals/game: 7.0

Blocks/game: 2.6



# 2018-19 Opponent Game-By Game Team Statistics

| Opponent            | Date     | Score  |   | Total    |      | 3-Pointers |      | Free throws |      | Rebounds |     |     |      | pf  | a   | t/o | blk | stl | pts  | avg  |
|---------------------|----------|--------|---|----------|------|------------|------|-------------|------|----------|-----|-----|------|-----|-----|-----|-----|-----|------|------|
|                     |          |        |   | fg-fga   | pct  | 3fg-fga    | pct  | ft-fta      | pct  | off      | def | tot | avg  |     |     |     |     |     |      |      |
| ALBANY              | 11/09/18 | 72-68  | W | 21-58    | .362 | 11-24      | .458 | 15-16       | .938 | 13       | 26  | 39  | 39.0 | 20  | 10  | 22  | 0   | 0   | 68   | 68.0 |
| at New Mexico       | 11/13/18 | 83-90  | L | 27-53    | .509 | 12-30      | .400 | 24-38       | .632 | 9        | 32  | 41  | 40.0 | 22  | 19  | 20  | 5   | 7   | 90   | 79.0 |
| vs Long Beach State | 11/19/18 | 85-86  | L | 30-54    | .556 | 10-17      | .588 | 16-20       | .800 | 9        | 27  | 36  | 38.7 | 25  | 13  | 25  | 2   | 6   | 86   | 81.3 |
| vs Hartford         | 11/21/18 | 80-75  | W | 27-57    | .474 | 5-19       | .263 | 16-21       | .762 | 9        | 21  | 30  | 36.5 | 19  | 12  | 13  | 0   | 6   | 75   | 79.8 |
| at Providence       | 11/24/18 | 79-91  | L | 33-67    | .493 | 9-22       | .409 | 16-20       | .800 | 14       | 21  | 35  | 36.2 | 17  | 17  | 12  | 5   | 6   | 91   | 82.0 |
| at Ohio             | 11/27/18 | 65-89  | L | 35-73    | .479 | 7-22       | .318 | 12-18       | .667 | 16       | 37  | 53  | 39.0 | 20  | 23  | 15  | 4   | 6   | 89   | 83.2 |
| at Va. Commonwealth | 12/01/18 | 59-88  | L | 28-66    | .424 | 11-30      | .367 | 21-36       | .583 | 17       | 27  | 44  | 39.7 | 23  | 16  | 8   | 7   | 14  | 88   | 83.9 |
| vs Columbia         | 12/09/18 | 71-74  | L | 26-63    | .413 | 10-29      | .345 | 12-13       | .923 | 9        | 23  | 32  | 38.8 | 16  | 19  | 12  | 3   | 7   | 74   | 82.6 |
| vs Princeton        | 12/15/18 | 81-85  | L | 30-64    | .469 | 13-34      | .382 | 12-14       | .857 | 10       | 26  | 36  | 38.4 | 15  | 19  | 11  | 2   | 8   | 85   | 82.9 |
| at Yale             | 12/22/18 | 84-99  | L | 38-72    | .528 | 10-28      | .357 | 13-23       | .565 | 17       | 36  | 53  | 39.9 | 16  | 30  | 13  | 4   | 2   | 99   | 84.5 |
| HOLY CROSS          | 12/30/18 | 71-78  | L | 29-54    | .537 | 10-24      | .417 | 10-13       | .769 | 10       | 23  | 33  | 39.3 | 17  | 18  | 14  | 6   | 5   | 78   | 83.9 |
| MONMOUTH            | 01/03/19 | 103-84 | W | 28-59    | .475 | 10-22      | .455 | 18-32       | .563 | 8        | 22  | 30  | 38.5 | 25  | 12  | 10  | 5   | 4   | 84   | 83.9 |
| FAIRFIELD           | 01/05/19 | 94-87  | W | 31-64    | .484 | 16-33      | .485 | 9-11        | .818 | 9        | 27  | 36  | 38.3 | 25  | 21  | 18  | 3   | 6   | 87   | 84.2 |
| at Niagara          | 01/11/19 | 90-95  | L | 36-77    | .468 | 13-32      | .406 | 10-13       | .769 | 18       | 33  | 51  | 39.2 | 17  | 18  | 14  | 3   | 3   | 95   | 84.9 |
| at Canisius         | 01/13/19 | 88-70  | W | 24-63    | .381 | 6-31       | .194 | 16-22       | .727 | 9        | 20  | 29  | 38.5 | 18  | 15  | 10  | 1   | 7   | 70   | 83.9 |
| MARIST              | 01/18/19 | 90-77  | W | 25-58    | .431 | 14-32      | .438 | 13-16       | .813 | 10       | 20  | 30  | 38.0 | 24  | 15  | 14  | 2   | 2   | 77   | 83.5 |
| at Monmouth         | 01/20/19 | 81-83  | L | 26-60    | .433 | 5-18       | .278 | 26-39       | .667 | 15       | 24  | 39  | 38.1 | 24  | 17  | 11  | 4   | 5   | 83   | 83.5 |
| RIDER               | 01/25/19 | 77-71  | W | 25-67    | .373 | 9-27       | .333 | 12-21       | .571 | 14       | 27  | 41  | 38.2 | 15  | 15  | 11  | 7   | 8   | 71   | 82.8 |
| at Fairfield        | 01/27/19 | 68-80  | L | 27-59    | .458 | 6-19       | .316 | 20-25       | .800 | 10       | 23  | 33  | 37.9 | 23  | 12  | 11  | 2   | 8   | 80   | 82.6 |
| at Marist           | 01/31/19 | 74-78  | L | 25-58    | .431 | 11-24      | .458 | 17-22       | .773 | 12       | 23  | 35  | 37.8 | 20  | 14  | 16  | 5   | 6   | 78   | 82.4 |
| SIENA               | 02/02/19 | 54-56  | L | 21-51    | .412 | 7-22       | .318 | 7-10        | .700 | 8        | 26  | 34  | 37.6 | 15  | 7   | 10  | 1   | 4   | 56   | 81.1 |
| Opponents           |          | 1704   |   | 592-1297 | .456 | 205-539    | .380 | 315-443     | .711 | 246      | 544 | 790 | 37.6 | 416 | 342 | 290 | 71  | 120 | 1704 | 81.1 |
| Iona College        |          | 1649   |   | 558-1218 | .458 | 183-532    | .344 | 350-478     | .732 | 183      | 526 | 709 | 33.8 | 408 | 285 | 289 | 54  | 147 | 1649 | 78.5 |

Games played: 21

Points/game: 81.1

FG Pct: 45.6

3FG Pct: 38.0

FT Pct: 71.1

Rebounds/game: 37.6

Assists/game: 16.3

Turnovers/game: 13.8

Assist/turnover ratio: 1.2

Steals/game: 5.7

Blocks/game: 3.4

# 2018-19 Iona College Game By Game Comparison

| Opponent         | 1st   | 2nd   | Score  | Mar  | Total FG    | FG Pct    | 3-Pointers  | 3FG Pct   | Free Throws | FT Pct    | Rebounds | Assist | T/Over | Block | Steal | Fouls |       |
|------------------|-------|-------|--------|------|-------------|-----------|-------------|-----------|-------------|-----------|----------|--------|--------|-------|-------|-------|-------|
| ALBANY           | 26/30 | 46/38 | 72-68  | +4   | 25-57/21-58 | .439/.362 | 6-25/11-24  | .240/.458 | 16-25/15-16 | .640/.938 | 34/39    | (5)    | 16/10  | 13/22 | 2/0   | 12/0  | 16/20 |
| New Mexico       | 39/39 | 44/51 | 83-90  | (7)  | 24-60/27-53 | .400/.509 | 9-26/12-30  | .346/.400 | 26-36/24-38 | .722/.632 | 34/41    | (7)    | 15/19  | 15/20 | 3/5   | 12/7  | 29/22 |
| Long Beach State | 40/41 | 45/45 | 85-86  | (1)  | 26-60/30-54 | .433/.556 | 10-31/10-17 | .323/.588 | 23-28/16-20 | .821/.800 | 27/36    | (9)    | 11/13  | 17/25 | 2/2   | 14/6  | 21/25 |
| Hartford         | 38/33 | 42/42 | 80-75  | +5   | 28-49/27-57 | .571/.474 | 9-20/5-19   | .450/.263 | 15-24/16-21 | .625/.762 | 26/30    | (4)    | 16/12  | 14/13 | 1/0   | 6/6   | 20/19 |
| Providence       | 32/48 | 47/43 | 79-91  | (12) | 29-57/33-67 | .509/.493 | 6-20/9-22   | .300/.409 | 15-18/16-20 | .833/.800 | 30/35    | (5)    | 15/17  | 15/12 | 0/5   | 6/6   | 16/17 |
| Ohio             | 37/43 | 28/46 | 65-89  | (24) | 21-65/35-73 | .323/.479 | 9-33/7-22   | .273/.318 | 14-24/12-18 | .583/.667 | 39/53    | (14)   | 16/23  | 17/15 | 2/4   | 9/6   | 21/20 |
| Va. Commonwealth | 27/46 | 32/42 | 59-88  | (29) | 19-51/28-66 | .373/.424 | 4-19/11-30  | .211/.367 | 17-23/21-36 | .739/.583 | 40/44    | (4)    | 7/16   | 23/8  | 3/7   | 3/14  | 27/23 |
| Columbia         | 30/32 | 41/42 | 71-74  | (3)  | 25-55/26-63 | .455/.413 | 5-18/10-29  | .278/.345 | 16-20/12-13 | .800/.923 | 37/32    | +5     | 14/19  | 18/12 | 2/3   | 8/7   | 16/16 |
| Princeton        | 31/30 | 50/55 | 81-85  | (4)  | 30-63/30-64 | .476/.469 | 13-29/13-34 | .448/.382 | 8-10/12-14  | .800/.857 | 33/36    | (3)    | 14/19  | 13/11 | 4/2   | 3/8   | 16/15 |
| Yale             | 31/48 | 53/51 | 84-99  | (15) | 29-70/38-72 | .414/.528 | 10-35/10-28 | .286/.357 | 16-22/13-23 | .727/.565 | 30/53    | (23)   | 15/30  | 7/13  | 3/4   | 9/2   | 21/16 |
| HOLY CROSS       | 33/40 | 38/38 | 71-78  | (7)  | 28-57/29-54 | .491/.537 | 5-18/10-24  | .278/.417 | 10-17/10-13 | .588/.769 | 28/33    | (5)    | 8/18   | 10/14 | 3/6   | 4/5   | 15/17 |
| MONMOUTH         | 52/40 | 51/44 | 103-84 | +19  | 31-53/28-59 | .585/.475 | 17-31/10-22 | .548/.455 | 24-34/18-32 | .706/.563 | 41/30    | +11    | 18/12  | 13/10 | 3/5   | 8/4   | 24/25 |
| FAIRFIELD        | 39/51 | 55/36 | 94-87  | +7   | 31-64/31-64 | .484/.484 | 10-24/16-33 | .417/.485 | 22-29/9-11  | .759/.818 | 37/36    | +1     | 17/21  | 11/18 | 0/3   | 11/6  | 16/25 |
| Niagara          | 38/45 | 52/50 | 90-95  | (5)  | 35-67/36-77 | .522/.468 | 9-22/13-32  | .409/.406 | 11-17/10-13 | .647/.769 | 29/51    | (22)   | 14/18  | 8/14  | 2/3   | 12/3  | 18/17 |
| Canisius         | 42/23 | 46/47 | 88-70  | +18  | 30-56/24-63 | .536/.381 | 14-26/6-31  | .538/.194 | 14-15/16-22 | .933/.727 | 40/29    | +11    | 17/15  | 17/10 | 2/1   | 2/7   | 22/18 |
| MARIST           | 40/39 | 50/38 | 90-77  | +13  | 27-56/25-58 | .482/.431 | 12-31/14-32 | .387/.438 | 24-26/13-16 | .923/.813 | 34/30    | +4     | 14/15  | 9/14  | 3/2   | 4/2   | 18/24 |
| Monmouth         | 33/35 | 48/48 | 81-83  | (2)  | 23-56/26-60 | .411/.433 | 11-33/5-18  | .333/.278 | 24-29/26-39 | .828/.667 | 30/39    | (9)    | 16/17  | 13/11 | 1/4   | 7/5   | 27/24 |
| RIDER            | 41/29 | 36/42 | 77-71  | +6   | 31-64/25-67 | .484/.373 | 4-21/9-27   | .190/.333 | 11-17/12-21 | .647/.571 | 42/41    | +1     | 14/15  | 15/11 | 6/7   | 5/8   | 17/15 |
| Fairfield        | 25/42 | 43/38 | 68-80  | (12) | 24-49/27-59 | .490/.458 | 3-14/6-19   | .214/.316 | 17-27/20-25 | .630/.800 | 31/33    | (2)    | 6/12   | 19/11 | 3/2   | 4/8   | 23/23 |
| Marist           | 34/47 | 40/31 | 74-78  | (4)  | 24-59/25-58 | .407/.431 | 11-29/11-24 | .379/.458 | 15-18/17-22 | .833/.773 | 35/35    | -      | 12/14  | 14/16 | 6/5   | 5/6   | 16/20 |
| SIENA            | 26/27 | 28/29 | 54-56  | (2)  | 18-50/21-51 | .360/.412 | 6-27/7-22   | .222/.318 | 12-19/7-10  | .632/.700 | 32/34    | (2)    | 10/7   | 8/10  | 3/1   | 3/4   | 9/15  |

Note: Game totals are displayed in the format TEAM/OPPONENT for each category

# 2018-19 Iona College Points-Rebounds-Assists

| Opponent            | Date     | Score  |   | 00         | 01         | 02         | 03         | 05        | 10         | 12         |
|---------------------|----------|--------|---|------------|------------|------------|------------|-----------|------------|------------|
|                     |          |        |   | MCGILL,RIC | STILL,ISAI | CRAWFORD,E | GIST,ASANT | PEREZ,BEN | RISTANOVIC | AGEE,TAJUA |
| ALBANY              | 11/09/18 | 72-68  | w | 12-2-9     | 9-8-2      | 14-5-0     | 3-1-2      | 10-3-0    | 6-3-1      | 10-6-1     |
| at New Mexico       | 11/13/18 | 83-90  | L | 11-4-8     | 15-8-1     | 16-3-1     | 19-3-3     | 12-0-1    | 0-2-0      | 2-4-0      |
| vs Long Beach State | 11/19/18 | 85-86  | L | 15-4-4     | 16-3-3     | 15-4-0     | 17-0-0     | 1-1-3     | 4-4-1      | 5-2-0      |
| vs Hartford         | 11/21/18 | 80-75  | w | 12-3-5     | 8-1-2      | 19-3-5     | 9-3-2      | 3-1-0     | 9-2-1      | 12-9-0     |
| at Providence       | 11/24/18 | 79-91  | L | 14-4-8     | 1-1-0      | 21-5-1     | 20-5-1     | 0-0-0     | 0-1-0      | 9-6-3      |
| at Ohio             | 11/27/18 | 65-89  | L | 16-6-5     | 4-2-1      | 4-9-2      | 5-3-4      | DNP       | 6-1-0      | 23-8-1     |
| at Va. Commonwealth | 12/01/18 | 59-88  | L | 16-5-3     | 7-8-1      | 16-8-0     | 0-0-2      | DNP       | 0-0-0      | 9-5-0      |
| vs Columbia         | 12/09/18 | 71-74  | L | 9-5-5      | 14-6-3     | 17-7-3     | 11-5-1     | DNP       | 0-0-0      | 16-11-0    |
| vs Princeton        | 12/15/18 | 81-85  | L | 12-6-6     | 9-2-3      | 21-3-1     | 0-3-0      | 13-7-0    | 11-2-1     | 15-2-2     |
| at Yale             | 12/22/18 | 84-99  | L | 13-4-3     | 0-0-0      | 23-3-1     | 20-3-4     | 7-1-1     | 6-8-2      | 13-5-1     |
| HOLY CROSS          | 12/30/18 | 71-78  | L | 16-4-5     | 8-2-1      | 11-4-1     | 12-4-1     | 3-0-0     | 3-1-0      | 18-12-0    |
| MONMOUTH            | 01/03/19 | 103-84 | w | 29-2-3     | DNP        | 20-5-5     | 3-0-1      | 19-3-2    | 12-6-2     | 4-10-2     |
| FAIRFIELD           | 01/05/19 | 94-87  | w | 15-6-9     | DNP        | 22-6-1     | 21-2-3     | 8-5-2     | 5-3-0      | 23-10-2    |
| at Niagara          | 01/11/19 | 90-95  | L | 22-4-3     | 4-1-1      | 23-6-2     | 9-2-6      | 8-2-1     | DNP        | 22-11-1    |
| at Canisius         | 01/13/19 | 88-70  | w | 20-3-2     | DNP        | 20-4-2     | 18-1-2     | 17-11-4   | DNP        | 8-6-2      |
| MARIST              | 01/18/19 | 90-77  | w | 16-5-7     | DNP        | 14-7-5     | 21-3-1     | 12-2-1    | 0-1-0      | 10-7-0     |
| at Monmouth         | 01/20/19 | 81-83  | L | 18-3-5     | DNP        | 7-5-1      | 21-2-4     | 13-4-2    | 0-1-0      | 20-10-3    |
| RIDER               | 01/25/19 | 77-71  | w | 19-9-7     | DNP        | 20-2-2     | 20-2-3     | DNP       | 2-8-1      | 16-8-0     |
| at Fairfield        | 01/27/19 | 68-80  | L | 18-4-2     | DNP        | 28-5-3     | 13-4-0     | DNP       | 0-4-0      | 3-4-0      |
| at Marist           | 01/31/19 | 74-78  | L | 14-8-7     | DNP        | 22-8-2     | 14-2-1     | 9-4-1     | 5-3-0      | 10-5-0     |
| SIENA               | 02/02/19 | 54-56  | L | 6-5-6      | DNP        | 19-4-1     | 0-0-0      | 17-4-0    | 0-8-2      | 3-8-1      |

| Opponent            | Date     | Score  |   | 13         | 24         | 32         | 44         |
|---------------------|----------|--------|---|------------|------------|------------|------------|
|                     |          |        |   | MAXWELL,JA | RHEM,MALIK | HUDSON,PAY | NIKOLIC,NI |
| ALBANY              | 11/09/18 | 72-68  | w | 0-1-0      | DNP        | DNP        | 8-0-1      |
| at New Mexico       | 11/13/18 | 83-90  | L | 6-1-1      | DNP        | 0-0-0      | 2-3-0      |
| vs Long Beach State | 11/19/18 | 85-86  | L | 9-4-0      | DNP        | 0-0-0      | 3-3-0      |
| vs Hartford         | 11/21/18 | 80-75  | w | 3-2-1      | DNP        | DNP        | 5-1-0      |
| at Providence       | 11/24/18 | 79-91  | L | 0-0-0      | DNP        | DNP        | 14-8-2     |
| at Ohio             | 11/27/18 | 65-89  | L | 5-4-2      | DNP        | 0-1-1      | 2-1-0      |
| at Va. Commonwealth | 12/01/18 | 59-88  | L | 3-0-0      | DNP        | 0-0-0      | 8-6-1      |
| vs Columbia         | 12/09/18 | 71-74  | L | 4-1-2      | DNP        | 0-0-0      | 0-0-0      |
| vs Princeton        | 12/15/18 | 81-85  | L | 0-3-1      | DNP        | 0-0-0      | 0-1-0      |
| at Yale             | 12/22/18 | 84-99  | L | 1-1-0      | DNP        | 0-0-3      | 1-4-0      |
| HOLY CROSS          | 12/30/18 | 71-78  | L | 0-0-0      | DNP        | DNP        | DNP        |
| MONMOUTH            | 01/03/19 | 103-84 | w | 16-7-3     | 0-0-0      | 0-1-0      | 0-0-0      |
| FAIRFIELD           | 01/05/19 | 94-87  | w | 0-2-0      | DNP        | DNP        | DNP        |
| at Niagara          | 01/11/19 | 90-95  | L | 0-2-0      | DNP        | DNP        | 2-1-0      |
| at Canisius         | 01/13/19 | 88-70  | w | 5-3-1      | DNP        | 0-1-0      | 0-6-4      |
| MARIST              | 01/18/19 | 90-77  | w | 13-2-0     | 0-0-0      | 0-0-0      | 4-4-0      |
| at Monmouth         | 01/20/19 | 81-83  | L | 0-3-1      | DNP        | DNP        | 2-1-0      |
| RIDER               | 01/25/19 | 77-71  | w | 0-1-1      | DNP        | DNP        | 0-4-0      |
| at Fairfield        | 01/27/19 | 68-80  | L | 4-5-0      | DNP        | 0-0-1      | 2-1-0      |
| at Marist           | 01/31/19 | 74-78  | L | 0-2-0      | DNP        | 0-1-1      | DNP        |
| SIENA               | 02/02/19 | 54-56  | L | DNP        | DNP        | 5-1-0      | 4-1-0      |



# 2018-19 Quinnipiac Bobcats Roster and Statistics

## Roster

| No. | Name            | Cl. | Pos. | Ht. | Wt. | Hometown / High School                                |
|-----|-----------------|-----|------|-----|-----|---|
| 0   | Aaron Robinson  | Sr. | G    | 6-6 | 215 | Takoma Park, MD / Springbrook / Putnam Science        |
| 1   | Cameron Young   | Gr. | G    | 6-6 | 205 | Los Angeles, CA / Westchester                         |
| 2   | Matt Balanc     | Fr. | G    | 6-3 | 175 | Silver Spring, MD / Springbrook                       |
| 3   | Savion Lewis    | Fr. | G    | 6-1 | 160 | Dix Hills, NY / Half Hollow Hills East                |
| 5   | Tyrese Williams | Fr. | G    | 6-3 | 185 | Beacon, NY / Cardinal Hayes                           |
| 10  | Tyree Pickron   | Fr. | G    | 6-3 | 180 | Philadelphia, PA / Archbishop Wood                    |
| 14  | Andrew Robinson | Sr. | G    | 6-6 | 215 | Takoma Park, MD / Springbrook / Putnam Science        |
| 15  | Travis Atson    | Jr. | G    | 6-5 | 205 | Brooklyn, NY / South Kent / Tulsa                     |
| 21  | Nathan Davis    | So. | F    | 6-7 | 200 | Denver, CO / J.K. Mullen / New Hampton                |
| 22  | Rich Kelly      | So. | G    | 6-1 | 175 | Shelton, CT / Fairfield Prep / Cheshire Acad.         |
| 23  | Kyle Atkins     | Fr. | G    | 6-0 | 160 | White Plains, NY / Stepinac                           |
| 25  | Jacob Rigoni    | So. | F    | 6-6 | 190 | Adelaide, Australia / Mercedes Coll.                  |
| 32  | Jack Higgins    | Fr. | G    | 6-1 | 170 | Rumson, NJ / Rumson-Fair Haven                        |
| 34  | Abdulai Bundu   | Sr. | F    | 6-7 | 215 | Upper Marlboro, MD / Largo                            |
| 45  | Kevin Marfo     | Jr. | F    | 6-8 | 245 | Bergenfield, NJ / Worcester Acad. / George Washington |

**Head Coach:** Baker Dunleavy (Villanova '06), second season

**Associate Head Coach:** Tom Pecora (Adelphi '83)

**Assistant Coach:** Shaun Morris (Lycoming '05)

**Assistant Coach:** Anthony Goins (Saint John's '08)

**Director of Operations:** Ryan Harkins (Marist '14)

## Statistics

| RECORD         | OVERALL | HOME | AWAY | NEUTRAL |
|----------------|---------|------|------|---------|
| ALL GAMES      | 11-10   | 6-4  | 5-5  | 0-1     |
| CONFERENCE     | 6-4     | 3-2  | 3-2  | -       |
| NON-CONFERENCE | 5-6     | 3-2  | 2-3  | 0-1     |

| ##        | Player           | gp-gs | min | avg  | Total    |      | 3-Point |      | F-Throw |      | Rebounds |     |     |      | pf  | dq | a   | to  | blk | stl | pts  | avg  |
|-----------|------------------|-------|-----|------|----------|------|---------|------|---------|------|----------|-----|-----|------|-----|----|-----|-----|-----|-----|------|------|
|           |                  |       |     |      | fg-fga   | fg%  | 3fg-fga | 3fg% | ft-fa   | ft%  | off      | def | tot | avg  |     |    |     |     |     |     |      |      |
| 01        | YOUNG, Cameron   | 21-20 | 717 | 34.1 | 137-292  | .469 | 59-140  | .421 | 114-149 | .765 | 15       | 86  | 101 | 4.8  | 45  | 0  | 38  | 55  | 7   | 30  | 447  | 21.3 |
| 22        | KELLY, Rich      | 16-15 | 538 | 33.6 | 59-134   | .440 | 35-79   | .443 | 50-60   | .833 | 14       | 29  | 43  | 2.7  | 24  | 0  | 77  | 45  | 0   | 13  | 203  | 12.7 |
| 25        | RIGONI, Jacob    | 21-21 | 546 | 26.0 | 64-150   | .427 | 44-113  | .389 | 35-41   | .854 | 16       | 52  | 68  | 3.2  | 33  | 0  | 24  | 30  | 9   | 14  | 207  | 9.9  |
| 05        | WILLIAMS, Tyrese | 21-21 | 624 | 29.7 | 66-172   | .384 | 30-84   | .357 | 25-39   | .641 | 14       | 70  | 84  | 4.0  | 59  | 0  | 49  | 45  | 2   | 20  | 187  | 8.9  |
| 15        | ATSON, Travis    | 21-6  | 418 | 19.9 | 43-125   | .344 | 19-64   | .297 | 28-38   | .737 | 20       | 53  | 73  | 3.5  | 35  | 0  | 22  | 30  | 3   | 18  | 133  | 6.3  |
| 45        | MARFO, Kevin     | 15-11 | 284 | 18.9 | 27-63    | .429 | 0-0     | .000 | 36-64   | .563 | 45       | 72  | 117 | 7.8  | 41  | 0  | 15  | 14  | 4   | 3   | 90   | 6.0  |
| 34        | BUNDU, Abdulai   | 21-10 | 445 | 21.2 | 46-75    | .613 | 0-1     | .000 | 22-40   | .550 | 53       | 64  | 117 | 5.6  | 51  | 0  | 7   | 20  | 14  | 12  | 114  | 5.4  |
| 00        | ROBINSON, Aaron  | 21-1  | 487 | 23.2 | 32-92    | .348 | 24-76   | .316 | 1-12    | .083 | 10       | 37  | 47  | 2.2  | 42  | 0  | 23  | 18  | 1   | 6   | 89   | 4.2  |
| 10        | PICKRON, Tyree   | 19-0  | 188 | 9.9  | 14-55    | .255 | 8-42    | .190 | 3-8     | .375 | 3        | 15  | 18  | 1.0  | 12  | 0  | 7   | 11  | 1   | 6   | 39   | 2.1  |
| 32        | HIGGINS, Jack    | 2-0   | 2   | 1.0  | 0-0      | .000 | 0-0     | .000 | 0-0     | .000 | 0        | 0   | 0   | 0.0  | 0   | 0  | 0   | 0   | 0   | 0   | 0    | 0.0  |
| 23        | ATKINS, Kyle     | 2-0   | 2   | 1.0  | 0-0      | .000 | 0-0     | .000 | 0-0     | .000 | 0        | 0   | 0   | 0.0  | 0   | 0  | 0   | 0   | 0   | 0   | 0    | 0.0  |
| Team      |                  |       |     |      |          |      |         |      |         |      | 32       | 27  | 59  |      |     |    |     | 16  |     |     |      |      |
| Total     |                  | 21    |     |      | 488-1158 | .421 | 219-599 | .366 | 314-451 | .696 | 222      | 505 | 727 | 34.6 | 342 | 0  | 262 | 286 | 41  | 122 | 1509 | 71.9 |
| Opponents |                  | 21    |     |      | 566-1261 | .449 | 166-453 | .366 | 192-312 | .615 | 230      | 507 | 737 | 35.1 | 413 | 0  | 253 | 259 | 66  | 119 | 1490 | 71.0 |

# 2018-19 Iona College Extended Box Score

| RECORD:        | OVERALL | HOME | AWAY | NEUTRAL |
|----------------|---------|------|------|---------|
| ALL GAMES      | 7-14    | 5-2  | 1-9  | 1-3     |
| CONFERENCE     | 5-5     | 4-1  | 1-4  | 0-0     |
| NON-CONFERENCE | 2-9     | 1-1  | 0-5  | 1-3     |

| #              | Player              | gp-gs | Total |          |         | 3-Point |         |         | F-Throw |      |     | Rebounds |      |     | a/g |     |       | to/g |       |      | blk  |       |      | stl   |      |      | pts  | avg |
|----------------|---------------------|-------|-------|----------|---------|---------|---------|---------|---------|------|-----|----------|------|-----|-----|-----|-------|------|-------|------|------|-------|------|-------|------|------|------|-----|
|                |                     |       | min   | avg      | fg-fga  | fg%     | 3fg-fga | 3fg%    | ft-fa   | ft%  | off | def      | tot  | avg | pf  | dq  | a     | a/g  | to    | to/g | blk  | blk/g | stl  | stl/g |      |      |      |     |
| 02             | Crawford, E. J.     | 21-21 | 719   | 34.2     | 133-259 | .514    | 30-84   | .357    | 76-93   | .817 | 28  | 78       | 106  | 5.0 | 51  | 1   | 39    | 1.86 | 42    | 2.00 | 0.93 | 4     | 0.19 | 16    | 0.76 | 372  | 17.7 |     |
| 00             | McGill, Rickey      | 21-21 | 774   | 36.9     | 104-218 | .477    | 21-66   | .318    | 94-125  | .752 | 19  | 77       | 96   | 4.6 | 62  | 3   | 112   | 5.33 | 69    | 3.29 | 1.62 | 5     | 0.24 | 47    | 2.24 | 323  | 15.4 |     |
| 03             | Gist, Asante        | 21-10 | 573   | 27.3     | 83-192  | .432    | 40-112  | .357    | 50-67   | .746 | 9   | 39       | 48   | 2.3 | 47  | 1   | 41    | 1.95 | 37    | 1.76 | 1.11 | 0     | 0.00 | 14    | 0.67 | 256  | 12.2 |     |
| 12             | Agee, Tajuan        | 21-16 | 534   | 25.4     | 84-193  | .435    | 19-64   | .297    | 64-90   | .711 | 28  | 121      | 149  | 7.1 | 81  | 9   | 19    | 0.90 | 46    | 2.19 | 0.41 | 13    | 0.62 | 19    | 0.90 | 251  | 12.0 |     |
| 05             | Perez, Ben          | 16-10 | 434   | 27.1     | 51-112  | .455    | 36-83   | .434    | 14-16   | .875 | 14  | 34       | 48   | 3.0 | 25  | 1   | 18    | 1.13 | 9     | 0.56 | 2.00 | 0     | 0.00 | 14    | 0.88 | 152  | 9.5  |     |
| 01             | Still, Isaiah       | 12-9  | 309   | 25.8     | 29-76   | .382    | 9-36    | .250    | 28-48   | .583 | 8   | 34       | 42   | 3.5 | 28  | 0   | 18    | 1.50 | 25    | 2.08 | 0.72 | 5     | 0.42 | 13    | 1.08 | 95   | 7.9  |     |
| 10             | Ristanovic, Andrija | 19-7  | 278   | 14.6     | 21-54   | .389    | 16-42   | .381    | 11-13   | .846 | 8   | 50       | 58   | 3.1 | 29  | 0   | 11    | 0.58 | 15    | 0.79 | 0.73 | 10    | 0.53 | 6     | 0.32 | 69   | 3.6  |     |
| 13             | Maxwell, Jahnathan  | 20-1  | 245   | 12.3     | 26-63   | .413    | 11-40   | .275    | 6-10    | .600 | 13  | 31       | 44   | 2.2 | 40  | 1   | 13    | 0.65 | 15    | 0.75 | 0.87 | 3     | 0.15 | 9     | 0.45 | 69   | 3.5  |     |
| 44             | Nikolic, Niksa      | 18-10 | 243   | 13.5     | 25-42   | .595    | 0-0     | .000    | 7-16    | .438 | 24  | 21       | 45   | 2.5 | 37  | 2   | 8     | 0.44 | 22    | 1.22 | 0.36 | 14    | 0.78 | 5     | 0.28 | 57   | 3.2  |     |
| 32             | Hudson, Payton      | 13-0  | 90    | 6.9      | 2-7     | .286    | 1-5     | .200    | 0-0     | .000 | 2   | 3        | 5    | 0.4 | 8   | 0   | 6     | 0.46 | 1     | 0.08 | 6.00 | 0     | 0.00 | 4     | 0.31 | 5    | 0.4  |     |
| 24             | Rhem, Malik         | 2-0   | 2     | 1.0      | 0-2     | .000    | 0-0     | .000    | 0-0     | .000 | 0   | 0        | 0    | 0.0 | 0   | 0   | 0     | 0.00 | 0     | 0.00 | 0.00 | 0     | 0.00 | 0     | 0.00 | 0    | 0.0  |     |
| Total.....     |                     | 21    | 4201  | 558-1218 | .458    | 183-532 | .344    | 350-478 | .732    | 183  | 526 | 709      | 33.8 | 408 | 18  | 285 | 13.57 | 289  | 13.76 | 0.99 | 54   | 2.57  | 147  | 7.00  | 1649 | 78.5 |      |     |
| Opponents..... |                     | 21    | 4202  | 592-1297 | .456    | 205-539 | .380    | 315-443 | .711    | 246  | 544 | 790      | 37.6 | 416 | 8   | 342 | 16.29 | 290  | 13.81 | 1.18 | 71   | 3.38  | 120  | 5.71  | 1704 | 81.1 |      |     |

| Score by Periods | 1st | 2nd | Totals |
|------------------|-----|-----|--------|
| Iona College     | 734 | 915 | 1649   |
| Opponents        | 808 | 896 | 1704   |

# 2018-19 Iona College MAAC Statistics

| RECORD:        | OVERALL | HOME | AWAY | NEUTRAL |
|----------------|---------|------|------|---------|
| ALL GAMES      | 5-5     | 4-1  | 1-4  | 0-0     |
| CONFERENCE     | 5-5     | 4-1  | 1-4  | 0-0     |
| NON-CONFERENCE | 0-0     | 0-0  | 0-0  | 0-0     |

| #              | Player              | gp-gs | min  | avg  | Total   |      | 3-Point |      | F-Throw |      | Rebounds |     |     |      |     |    |     |     |     |     |     |      |
|----------------|---------------------|-------|------|------|---------|------|---------|------|---------|------|----------|-----|-----|------|-----|----|-----|-----|-----|-----|-----|------|
|                |                     |       |      |      | fg-fga  | fg%  | 3fg-fga | 3fg% | ft-fa   | ft%  | off      | def | tot | avg  | pf  | dq | a   | to  | blk | stl | pts | avg  |
| 02             | Crawford, E.J.      | 10-10 | 354  | 35.4 | 73-131  | .557 | 15-43   | .349 | 34-40   | .850 | 13       | 39  | 52  | 5.2  | 27  | 1  | 24  | 20  | 3   | 8   | 195 | 19.5 |
| 00             | McGill, Rickey      | 10-10 | 372  | 37.2 | 57-112  | .509 | 13-31   | .419 | 50-68   | .735 | 13       | 36  | 49  | 4.9  | 29  | 2  | 51  | 38  | 3   | 23  | 177 | 17.7 |
| 03             | Gist, Asante        | 10-1  | 272  | 27.2 | 45-93   | .484 | 25-57   | .439 | 25-34   | .735 | 1        | 17  | 18  | 1.8  | 20  | 0  | 21  | 17  | 0   | 2   | 140 | 14.0 |
| 05             | Perez, Ben          | 8-8   | 263  | 32.9 | 33-61   | .541 | 24-46   | .522 | 13-14   | .929 | 9        | 26  | 35  | 4.4  | 14  | 1  | 13  | 6   | 0   | 13  | 103 | 12.9 |
| 12             | Agee, Tajuan        | 10-9  | 276  | 27.6 | 38-102  | .373 | 7-36    | .194 | 36-49   | .735 | 15       | 64  | 79  | 7.9  | 38  | 4  | 11  | 19  | 9   | 7   | 119 | 11.9 |
| 13             | Maxwell, Jahnathan  | 9-1   | 126  | 14.0 | 13-35   | .371 | 8-25    | .320 | 4-6     | .667 | 7        | 20  | 27  | 3.0  | 17  | 0  | 6   | 7   | 1   | 2   | 38  | 4.2  |
| 01             | Still, Isaiah       | 1-0   | 15   | 15.0 | 1-3     | .333 | 0-1     | .000 | 2-6     | .333 | 0        | 1   | 1   | 1.0  | 2   | 0  | 1   | 1   | 0   | 2   | 4   | 4.0  |
| 10             | Ristanovic, Andrija | 8-5   | 151  | 18.9 | 6-21    | .286 | 4-16    | .250 | 8-10    | .800 | 5        | 29  | 34  | 4.3  | 19  | 0  | 5   | 7   | 3   | 1   | 24  | 3.0  |
| 44             | Nikolic, Niksa      | 8-6   | 112  | 14.0 | 6-10    | .600 | 0-0     | .000 | 2-4     | .500 | 6        | 12  | 18  | 2.3  | 19  | 1  | 4   | 8   | 10  | 2   | 14  | 1.8  |
| 32             | Hudson, Payton      | 6-0   | 57   | 9.5  | 2-4     | .500 | 1-3     | .333 | 0-0     | .000 | 2        | 2   | 4   | 0.7  | 5   | 0  | 2   | 0   | 0   | 1   | 5   | 0.8  |
| 24             | Rhem, Malik         | 2-0   | 2    | 1.0  | 0-2     | .000 | 0-0     | .000 | 0-0     | .000 | 0        | 0   | 0   | 0.0  | 0   | 0  | 0   | 0   | 0   | 0   | 0   | 0.0  |
| Team           |                     |       |      |      |         |      |         |      |         |      | 14       | 20  | 34  |      |     |    | 4   |     |     |     |     |      |
| Total.....     |                     | 10    | 2000 |      | 274-574 | .477 | 97-258  | .376 | 174-231 | .753 | 85       | 266 | 351 | 35.1 | 190 | 9  | 138 | 127 | 29  | 61  | 819 | 81.9 |
| Opponents..... |                     | 10    | 2000 |      | 268-616 | .435 | 97-260  | .373 | 148-211 | .701 | 113      | 245 | 358 | 35.8 | 206 | 4  | 146 | 125 | 33  | 53  | 781 | 78.1 |

| TEAM STATISTICS        | ION     | OPP     |
|------------------------|---------|---------|
| SCORING                | 819     | 781     |
| Points per game        | 81.9    | 78.1    |
| Scoring margin         | +3.8    | -       |
| FIELD GOALS-ATT        | 274-574 | 268-616 |
| Field goal pct         | .477    | .435    |
| 3 POINT FG-ATT         | 97-258  | 97-260  |
| 3-point FG pct         | .376    | .373    |
| 3-pt FG made per game  | 9.7     | 9.7     |
| FREE THROWS-ATT        | 174-231 | 148-211 |
| Free throw pct         | .753    | .701    |
| F-Throws made per game | 17.4    | 14.8    |
| REBOUNDS               | 351     | 358     |
| Rebounds per game      | 35.1    | 35.8    |
| Rebounding margin      | -0.7    | -       |
| ASSISTS                | 138     | 146     |
| Assists per game       | 13.8    | 14.6    |
| TURNOVERS              | 127     | 125     |
| Turnovers per game     | 12.7    | 12.5    |
| Turnover margin        | -0.2    | -       |
| Assist/turnover ratio  | 1.1     | 1.2     |
| STEALS                 | 61      | 53      |
| Steals per game        | 6.1     | 5.3     |
| BLOCKS                 | 29      | 33      |
| Blocks per game        | 2.9     | 3.3     |
| ATTENDANCE             | 6786    | 7293    |
| Home games-Avg/Game    | 5-1357  | 5-1459  |
| Neutral site-Avg/Game  | -       | 0-0     |

| Date       | Opponent      | Score     | Att. |
|------------|---------------|-----------|------|
| * 01/03/19 | MONMOUTH      | w 103-84  | 1057 |
| * 01/05/19 | FAIRFIELD     | w 94-87   | 1168 |
| * 01/11/19 | at Niagara    | L 90-95   | 896  |
| * 01/13/19 | at Canisius   | w 88-70   | 1086 |
| * 01/18/19 | MARIST        | w 90-77   | 1372 |
| * 01/20/19 | at Monmouth   | L 81-83   | 1739 |
| * 01/25/19 | RIDER         | w 77-71   | 1652 |
| * 01/27/19 | at Fairfield  | L 68-80   | 2479 |
| * 01/31/19 | at Marist     | L 74-78   | 1093 |
| * 02/02/19 | SIENA         | L 54-56   | 1537 |
| * 02/08/19 | QUINNIPIAC    | 7:00 pm   |      |
| * 02/10/19 | NIAGARA       | 1:00 pm   |      |
| * 02/13/19 | at Siena      | 7:00 pm   |      |
| * 02/15/19 | SAINT PETER'S | 7:00 pm   |      |
| * 02/19/19 | at Quinnipiac | 7:00 pm   |      |
| * 02/22/19 | at Manhattan  | 7:00 pm   |      |
| * 02/24/19 | CANISIUS      | 1:00 pm   |      |
| * 03/01/19 | at Rider      | 7/9:00 pm |      |

\* = MAAC game

! = MGM Resorts Main Event - Las Vegas, NV

@ = MSG Holiday Festival - New York, NY

# = Boardwalk Classic - Atlantic City, NJ

| Score by Periods | 1st | 2nd | Totals |
|------------------|-----|-----|--------|
| Iona College     | 370 | 449 | 819    |
| Opponents        | 378 | 403 | 781    |



# Gaels By The Numbers...

# 117

MAAC wins for head coach Tim Cluess, third most in league history (behind Joe Mihalich and Jimmy Patsos)

# 287

Career NCAA wins for head coach Tim Cluess in 11+ seasons at D-I & D-II level an average of 23.4 wins per season

# 11

MAAC Championships won by Iona men's basketball, most in league history. Four won by head coach Tim Cluess.

# 9

Games with 10 or more three-point field goals in 2018-19 (14, in 2017-18, 20 in 2016-17)

# 97-26

Record when hitting 10 or more three-pointers (4-5 in 2018-19; 10-4 in 2017-18; 18-2 in 2016-17)

# 92-80

Record when hitting less than 10 three-pointers (3-9 in 2018-19; 10-10 in 2017-18; 4-11 in 2016-17)

# 81.9

No. 1 in MAAC points per game for Iona in 2018-19 regular season play

# 25.9%

% of MAAC games decided by 5 points or less in 18-19.

# 9.7

3-point field goals per game in MAAC games in 2018-19 No. 2 in the MAAC (Quinnipiac, 1st, 11.6/g)

# 63-7

When holding opponents under 40% shooting all-time under Cluess

# 86-12

When holding opponents 70 or less points under Cluess).

# 6-6

When shooting 45.0% or higher in a game in 2018-19 (12-7 in 2017-18; 17-3 in 2016-17)

# .732

MAAC No.2 free throw percentage (led league in 2016-17, 77.0% and 2018-19 73.8%)

# 11-1

Iona's record under head coach Tim Cluess in the MAAC Championship at the Times Union Center (15-4 overall at TUC).

# 2

Number of MAAC regular season series lost by Iona under Tim Cluess. Gaels just lost second series to Canisius on Jan. 21.

# 7-3

Tim Cluess record vs. Quinnipiac (1-0 vs. Baker Dunleavy)

# 23

20+ point efforts by Iona players this season No. 1 in the MAAC (Quinnipiac, 19) Tied for 23rd most in NCAA D-I

# 5-5

The first time in nine seasons under Cluess with less than six wins through first 10 MAAC games

|    |  |  |     |     |      |      |      |
|----|--|--|-----|-----|------|------|------|
| 0  | <b>RICKEY MCGILL</b> *PRESEASON ALL-MAAC FIRST TEAM*<br><ul style="list-style-type: none"> <li>Averaging 17.7 ppg (#3), 5.1 apg (#5), 2.3 spg (#2) in MAAC contests</li> <li>Season best 29 points, incl. 21 in 2H vs. Monmouth at home</li> <li>Named MAAC Player of the Week for first time on Jan. 7</li> <li>One of 14 players all-time w/ three MAAC tournament championships</li> </ul>                                | SENIOR • GUARD • 6-1 • 175 • SPRING VALLEY, NY     |     |     |      |      |      |
|    |  | PPG  | RPG | APG | FG%  | 3FG% | FT%  |
|    |  | 15.4   | 4.6 | 5.3 | 47.7 | 31.8 | 75.2 |
| 1  | <b>ISAIAH STILL</b><br><ul style="list-style-type: none"> <li>Played 29 min off the bench against Holy Cross; had 8p, 2r, 1a</li> <li>Scored 16 points in 32 min vs. Long Beach State; made 8-of-8 FTA</li> <li>Had 14 points against Columbia at MSG; first 10+ point game since LBSU</li> <li>Has not played nine of last 10 games due to injury</li> </ul>  | JUNIOR • GUARD/FORWARD • 6-6 • 190 • RAHWAY, NJ    |     |     |      |      |      |
|    |  | PPG  | RPG | APG | FG%  | 3FG% | FT%  |
|    |  | 7.9  | 3.5 | 1.5 | 38.2 | 25.0 | 58.3 |
| 2  | <b>E.J. CRAWFORD</b> *PRESEASON ALL-MAAC THIRD TEAM*<br><ul style="list-style-type: none"> <li>Scored 1,000th career point at Canisius; 41st player at Iona to reach mark</li> <li>Team scoring leader; has double-digit points in all but two games this season</li> <li>20+ points in 9 of last 13 games, snapped four straight vs. Marist</li> <li>Averaging 19.5 ppg in MAAC play (No. 2); 55.7 FG%, 85.0 FT%</li> </ul> | JUNIOR • GUARD/FORWARD • 6-6 • 210 • HARTFORD, CT  |     |     |      |      |      |
|    |  | PPG  | RPG | APG | FG%  | 3FG% | FT%  |
|    |  | 17.7   | 5.0 | 1.9 | 51.4 | 35.7 | 81.7 |
| 3  | <b>ASANTE GIST</b> <small>HARD "G" (LIKE GAS)</small><br><ul style="list-style-type: none"> <li>Snapped season-long 6 straight 10+ pt efforts vs. SIE; 20+ in 4 of last 9</li> <li>10 starts: 27.0 mpg, 9.3 ppg, 34.9 FG%, 24.5 3FG%</li> <li>11 off bench: 27.5 mpg, 12.0 ppg, 50.0 FG%, 44.4 3FG%</li> <li>Local product from Northern NJ, played for legendary head coach Bob Hurley at St. Anthony</li> </ul>            | JUNIOR • GUARD • 5-11 • 185 • EAST ORANGE, NJ      |     |     |      |      |      |
|    |  | PPG  | RPG | APG | FG%  | 3FG% | FT%  |
|    |  | 12.2   | 2.3 | 2.0 | 43.2 | 35.7 | 74.6 |
| 5  | <b>BEN PEREZ</b><br><ul style="list-style-type: none"> <li>Avg 13.6 ppg, 5.0 rpg, 3.6 3FG/g, 56.2 3FG% in last 5 GP</li> <li>First career double-double at CAN (17p/11r); career-best 5 3FG</li> <li>Played 30+ min in all but one MAAC game after just once in OOC play</li> <li>Had 17p on 6-of-9 FGA vs SIE; tied career-best with five 3FG</li> </ul>  | JUNIOR • GUARD • 6-3 • 180 • SAN MARCOS, CA        |     |     |      |      |      |
|    |  | PPG  | RPG | APG | FG%  | 3FG% | FT%  |
|    |  | 9.5  | 3.0 | 1.1 | 45.5 | 43.4 | 87.5 |
| 10 | <b>ANDRIJA RISTANOVIC</b> <small>ANN-DREE-UH (LIKE ANDREA) RISS-TANN-OH-VICH</small><br><ul style="list-style-type: none"> <li>Did not score but matched season-best eight rebounds vs. Siena</li> <li>Season best 31 min, 12p with 6r vs. Monmouth</li> <li>1-for-last-12 from deep in last 5 GP after hitting 15 of first 30 attempts</li> <li>Has started last three contests</li> </ul>                                  | FRESHMAN • FORWARD • 6-10 • 200 • BELGRADE, SERBIA |     |     |      |      |      |
|    |  | PPG  | RPG | APG | FG%  | 3FG% | FT%  |
|    |  | 3.6  | 3.1 | 0.6 | 38.9 | 38.1 | 84.6 |
| 12 | <b>TAJUAN AGEE</b> <small>TAH-WAN A-G</small><br><ul style="list-style-type: none"> <li>Team leading five double-doubles this season</li> <li>Has recorded three 20+p/10+r efforts in last nine games</li> <li>Avg. 11.9 ppg, 7.9 rpg (No. 2 in MAAC) in MAAC games</li> <li>Scored career-best 23p on 8-14 shooting at Ohio</li> </ul>  | JUNIOR • FORWARD • 6-8 • 215 • CHICAGO, IL         |     |     |      |      |      |
|    |  | PPG  | RPG | APG | FG%  | 3FG% | FT%  |
|    |  | 12.0   | 7.1 | 0.9 | 43.5 | 29.7 | 71.1 |
| 13 | <b>JAHNATHAN MAXWELL</b> <small>JOHN-AH-THAN</small><br><ul style="list-style-type: none"> <li>Set career-highs vs. Monmouth: 16p, 7r, 3a, 5fg, 4 3fg, 25 min</li> <li>Had 3 3FG entering Monmouth game, more than doubled in win</li> <li>Scored six points in 15 minutes in loss at New Mexico</li> <li>Added nine points in loss to Long Beach State</li> </ul>   | JUNIOR • FORWARD • 6-8 • 230 • VIRGINIA BEACH, VA  |     |     |      |      |      |
|    |  | PPG  | RPG | APG | FG%  | 3FG% | FT%  |
|    |  | 3.5  | 2.2 | 0.7 | 41.3 | 27.5 | 60.0 |
| 32 | <b>PAYTON HUDSON</b><br><ul style="list-style-type: none"> <li>Lone true freshman on the squad</li> <li>Scored first points of the season (5) in loss to Siena</li> <li>Had three assists in five minutes of action against Yale</li> <li>Played career-high 24 minutes off the bench at Fairfield</li> </ul>  | FRESHMAN • GUARD • 6-0 • 170 • YONKERS, NY         |     |     |      |      |      |
|    |  | PPG  | RPG | APG | FG%  | 3FG% | FT%  |
|    |  | 0.4  | 0.4 | 0.5 | 28.6 | 20.0 | 0.0  |
| 44 | <b>NISKA NIKOLIC</b> <small>NICK-SHA NICK-CO-UICH</small><br><ul style="list-style-type: none"> <li>DNP at Marist (illness); started last six appearance for the Gaels</li> <li>Team leader in blocks and field goal percentage</li> <li>Had career-best six blocks vs. Rider. Eight blocks in last three games</li> <li>Tallied career-best 14 pts on 7-7 shooting in loss at Providence</li> </ul>                         | JUNIOR • FORWARD • 6-8 • 234 • BELGRADE, SERBIA    |     |     |      |      |      |
|    |  | PPG  | RPG | APG | FG%  | 3FG% | FT%  |
|    |  | 3.2  | 2.5 | 0.4 | 59.5 | 0.0  | 43.8 |

# IONA GAELS TELEVISION AND RADIO SPEED CHART






|   |   |   |  |
|---|---|---|--|
|  <b>RICKEY<br/>McGILL<br/>#0</b><br>SENIOR • GUARD • 6-1 • 175<br>SPRING VALLEY, NY |  <b>ISAIAH<br/>STILL<br/>#1</b><br>JUNIOR • GUARD/FORWARD • 6-6 • 195<br>RAHWAY, NJ  |  <b>E.J.<br/>CRAWFORD<br/>#2</b><br>JUNIOR • GUARD/FORWARD • 6-6 • 210<br>HARTFORD, CT       |  <b>ASANTE<br/>GIST<br/>#3</b><br>JUNIOR • GUARD • 5-11 • 185<br>EAST ORANGE, NJ<br>HARD "G" (LIKE GAS)         |
|  <b>BEN<br/>PEREZ<br/>#5</b><br>JUNIOR • GUARD • 6-3 • 180<br>SAN MARCOS, CA        |  <b>ANDRIJA<br/>RISTANOVIC<br/>#10</b><br>FRESHMAN • FORWARD • 6-10 • 200<br>BELGRADE, SERBIA<br>ANN-DREE-UH (LIKE ANDREA) RISS-TANN-OH-VICH |  <b>TAJUAN<br/>AGEE<br/>#12</b><br>JUNIOR • FORWARD • 6-8 • 215<br>CHICAGO, IL<br>TA-WAN A-G |  <b>JAHNATHAN<br/>MAXWELL<br/>#13</b><br>JUNIOR • FORWARD • 6-8 • 230<br>VIRGINA BEACH, VA<br>JOHN-AH-THAN      |
|  <b>ISAIAH<br/>ROSS<br/>#20</b><br>JUNIOR • GUARD • 6-7 • 210<br>DAVENPORT, IA     |  <b>MALIK<br/>RHEM<br/>#24</b><br>JUNIOR • GUARD • 6-3 • 170<br>BRONX, NY<br>MAH-LEEK REM   |  <b>PAYTON<br/>HUDSON<br/>#32</b><br>FRESHMAN • GUARD • 6-8 • 230<br>YONKERS, NY            |  <b>NIKSA<br/>NIKOLIC<br/>#44</b><br>JUNIOR • FORWARD • 6-8 • 235<br>BELGRADE, SERBIA<br>NICK-SHA NICK-CO-LICH |



## TIM CLUESS

HEAD COACH

HOFSTRA '83 • NINTH SEASON  
CLOOSE

|   |  |  |
|---|--|--|
|  <p><b>ERIC EATON</b></p> <p>ASSISTANT<br/>COACH</p> <p>UMASS-DARTMOUTH '97</p>      |  <p><b>TRA ARNOLD</b></p> <p>ASSISTANT<br/>COACH</p> <p>BIOLA '05</p>   |  <p><b>RICKY JOHNS</b></p> <p>ASSISTANT<br/>COACH</p> <p>UTAH '07</p> |
|  <p><b>JOHN MATEYKO</b></p> <p>DIRECTOR OF<br/>OPERATIONS</p> <p>AMER. INT'L '83</p> |  <p><b>RICKY KERINS</b></p> <p>GRADUATE<br/>MANAGER</p> <p>IONA '17</p> |  |



# 2018-19 Iona College Overall Statistics

| RECORD:        | OVERALL | HOME | AWAY | NEUTRAL |
|----------------|---------|------|------|---------|
| ALL GAMES      | 7-14    | 5-2  | 1-9  | 1-3     |
| CONFERENCE     | 5-5     | 4-1  | 1-4  | 0-0     |
| NON-CONFERENCE | 2-9     | 1-1  | 0-5  | 1-3     |

| #              | Player              | gp-gs | min  | avg  | Total    |      | 3-Point |      | F-Throw |      | Rebounds |     |     |      |     |    |     |     |     |     |      |      |
|----------------|---------------------|-------|------|------|----------|------|---------|------|---------|------|----------|-----|-----|------|-----|----|-----|-----|-----|-----|------|------|
|                |                     |       |      |      | fg-fga   | fg%  | 3fg-fga | 3fg% | ft-fita | ft%  | off      | def | tot | avg  | pf  | dq | a   | to  | blk | stl | pts  | avg  |
| 02             | Crawford, E.J.      | 21-21 | 719  | 34.2 | 133-259  | .514 | 30-84   | .357 | 76-93   | .817 | 28       | 78  | 106 | 5.0  | 51  | 1  | 39  | 42  | 4   | 16  | 372  | 17.7 |
| 00             | McGill, Rickey      | 21-21 | 774  | 36.9 | 104-218  | .477 | 21-66   | .318 | 94-125  | .752 | 19       | 77  | 96  | 4.6  | 62  | 3  | 112 | 69  | 5   | 47  | 323  | 15.4 |
| 03             | Gist, Asante        | 21-10 | 573  | 27.3 | 83-192   | .432 | 40-112  | .357 | 50-67   | .746 | 9        | 39  | 48  | 2.3  | 47  | 1  | 41  | 37  | 0   | 14  | 256  | 12.2 |
| 12             | Agee, Tajuan        | 21-16 | 534  | 25.4 | 84-193   | .435 | 19-64   | .297 | 64-90   | .711 | 28       | 121 | 149 | 7.1  | 81  | 9  | 19  | 46  | 13  | 19  | 251  | 12.0 |
| 05             | Perez, Ben          | 16-10 | 434  | 27.1 | 51-112   | .455 | 36-83   | .434 | 14-16   | .875 | 14       | 34  | 48  | 3.0  | 25  | 1  | 18  | 9   | 0   | 14  | 152  | 9.5  |
| 01             | Still, Isaiah       | 12-9  | 309  | 25.8 | 29-76    | .382 | 9-36    | .250 | 28-48   | .583 | 8        | 34  | 42  | 3.5  | 28  | 0  | 18  | 25  | 5   | 13  | 95   | 7.9  |
| 10             | Ristanovic, Andrija | 19-7  | 278  | 14.6 | 21-54    | .389 | 16-42   | .381 | 11-13   | .846 | 8        | 50  | 58  | 3.1  | 29  | 0  | 11  | 15  | 10  | 6   | 69   | 3.6  |
| 13             | Maxwell, Jahnathan  | 20-1  | 245  | 12.3 | 26-63    | .413 | 11-40   | .275 | 6-10    | .600 | 13       | 31  | 44  | 2.2  | 40  | 1  | 13  | 15  | 3   | 9   | 69   | 3.5  |
| 44             | Nikolic, Niksa      | 18-10 | 243  | 13.5 | 25-42    | .595 | 0-0     | .000 | 7-16    | .438 | 24       | 21  | 45  | 2.5  | 37  | 2  | 8   | 22  | 14  | 5   | 57   | 3.2  |
| 32             | Hudson, Payton      | 13-0  | 90   | 6.9  | 2-7      | .286 | 1-5     | .200 | 0-0     | .000 | 2        | 3   | 5   | 0.4  | 8   | 0  | 6   | 1   | 0   | 4   | 5    | 0.4  |
| 24             | Rhem, Malik         | 2-0   | 2    | 1.0  | 0-2      | .000 | 0-0     | .000 | 0-0     | .000 | 0        | 0   | 0   | 0.0  | 0   | 0  | 0   | 0   | 0   | 0   | 0    | 0.0  |
| Team           |                     |       |      |      |          |      |         |      |         |      | 30       | 38  | 68  |      |     |    |     | 8   |     |     |      |      |
| Total.....     |                     | 21    | 4201 |      | 558-1218 | .458 | 183-532 | .344 | 350-478 | .732 | 183      | 526 | 709 | 33.8 | 408 | 18 | 285 | 289 | 54  | 147 | 1649 | 78.5 |
| Opponents..... |                     | 21    | 4202 |      | 592-1297 | .456 | 205-539 | .380 | 315-443 | .711 | 246      | 544 | 790 | 37.6 | 416 | 8  | 342 | 290 | 71  | 120 | 1704 | 81.1 |

| TEAM STATISTICS        | ION      | OPP      |
|------------------------|----------|----------|
| SCORING                | 1649     | 1704     |
| Points per game        | 78.5     | 81.1     |
| Scoring margin         | -2.6     | -        |
| FIELD GOALS-ATT        | 558-1218 | 592-1297 |
| Field goal pct         | .458     | .456     |
| 3 POINT FG-ATT         | 183-532  | 205-539  |
| 3-point FG pct         | .344     | .380     |
| 3-pt FG made per game  | 8.7      | 9.8      |
| FREE THROWS-ATT        | 350-478  | 315-443  |
| Free throw pct         | .732     | .711     |
| F-Throws made per game | 16.7     | 15.0     |
| REBOUNDS               | 709      | 790      |
| Rebounds per game      | 33.8     | 37.6     |
| Rebounding margin      | -3.9     | -        |
| ASSISTS                | 285      | 342      |
| Assists per game       | 13.6     | 16.3     |
| TURNOVERS              | 289      | 290      |
| Turnovers per game     | 13.8     | 13.8     |
| Turnover margin        | +0.0     | -        |
| Assist/turnover ratio  | 1.0      | 1.2      |
| STEALS                 | 147      | 120      |
| Steals per game        | 7.0      | 5.7      |
| BLOCKS                 | 54       | 71       |
| Blocks per game        | 2.6      | 3.4      |
| ATTENDANCE             | 10784    | 55896    |
| Home games-Avg/Game    | 7-1541   | 10-3967  |
| Neutral site-Avg/Game  | -        | 4-4057   |

| Score by Periods | 1st | 2nd | Totals |
|------------------|-----|-----|--------|
| Iona College     | 734 | 915 | 1649   |
| Opponents        | 808 | 896 | 1704   |

| Date       | Opponent            | Score     | Att.  |
|------------|---------------------|-----------|-------|
| 11/09/18   | ALBANY              | w 72-68   | 2012  |
| 11/13/18   | at New Mexico       | L 83-90   | 10188 |
| ! 11/19/18 | vs Long Beach State | L 85-86   | 207   |
| ! 11/21/18 | vs Hartford         | w 80-75   | 487   |
| 11/24/18   | at Providence       | L 79-91   | 8187  |
| 11/27/18   | at Ohio             | L 65-89   | 5227  |
| 12/01/18   | at Va. Commonwealth | L 59-88   | 7637  |
| @ 12/09/18 | vs Columbia         | L 71-74   | 10078 |
| # 12/15/18 | vs Princeton        | L 81-85   | 5456  |
| 12/22/18   | at Yale             | L 84-99   | 1136  |
| 12/30/18   | HOLY CROSS          | L 71-78   | 1986  |
| * 01/03/19 | MONMOUTH            | w 103-84  | 1057  |
| * 01/05/19 | FAIRFIELD           | w 94-87   | 1168  |
| * 01/11/19 | at Niagara          | L 90-95   | 896   |
| * 01/13/19 | at Canisius         | w 88-70   | 1086  |
| * 01/18/19 | MARIST              | w 90-77   | 1372  |
| * 01/20/19 | at Monmouth         | L 81-83   | 1739  |
| * 01/25/19 | RIDER               | w 77-71   | 1652  |
| * 01/27/19 | at Fairfield        | L 68-80   | 2479  |
| * 01/31/19 | at Marist           | L 74-78   | 1093  |
| * 02/02/19 | SIENA               | L 54-56   | 1537  |
| * 02/08/19 | QUINNIPIAC          | 7:00 pm   |       |
| * 02/10/19 | NIAGARA             | 1:00 pm   |       |
| * 02/13/19 | at Siena            | 7:00 pm   |       |
| * 02/15/19 | SAINT PETER'S       | 7:00 pm   |       |
| * 02/19/19 | at Quinnipiac       | 7:00 pm   |       |
| * 02/22/19 | at Manhattan        | 7:00 pm   |       |
| * 02/24/19 | CANISIUS            | 1:00 pm   |       |
| * 03/01/19 | at Rider            | 7/9:00 pm |       |

\* = MAAC game

! = MGM Resorts Main Event - Las Vegas, NV

@ = MSG Holiday Festival - New York, NY

# = Boardwalk Classic - Atlantic City, NJ

# 2018-19 Iona College Men's Basketball Roster

## Numerical

| No. | Name               | Cl. | Pos. | Ht.  | Wt. | Hometown / Last School / High School   |
|-----|--------------------|-----|------|------|-----|--|
| 0   | Rickey McGill      | Sr. | G    | 6-1  | 175 | Spring Valley, NY / Spring Valley  |
| 1   | Isaiah Still       | Jr. | G/F  | 6-6  | 190 | Rahway, NJ / Union Catholic / Robert Morris                                    |
| 2   | E.J. Crawford      | Jr. | G/F  | 6-6  | 210 | Hartford, CT / St. Thomas More   |
| 3   | Asante Gist        | Jr. | G    | 5-11 | 185 | East Orange, NJ / St. Anthony / Eastern Kentucky                               |
| 5   | Ben Perez          | Jr. | G    | 6-3  | 180 | San Marcos, CA / USAFA Prep (CO) / San Diego State / South Plains College (TX) |
| 10  | Andrija Ristanovic | Fr. | F    | 6-10 | 200 | Belgrade, Serbia / Hillcrest Prep (AZ)   |
| 12  | Tajuan Agee        | Jr. | F    | 6-8  | 215 | Chicago, IL / Hyde Park / Tyler JC (TX)  |
| 13  | Jahnathan Maxwell  | Jr. | F    | 6-8  | 230 | Virginia Beach, VA / Odessa College (TX)                                       |
| 20  | Isaiah Ross*       | Jr. | G    | 6-4  | 195 | Davenport, IA / Davenport West / UMKC  |
| 24  | Malik Rhem         | Jr. | G    | 6-3  | 170 | Bronx, NY / Cardinal Spellman  |
| 32  | Payton Hudson      | Fr. | G    | 6-0  | 170 | Yonkers, NY / Our Savior Lutheran  |
| 44  | Niksa Nikolic      | Jr. | F    | 6-8  | 234 | Belgrade, Serbia / High School of Sport / Southeastern CC (IA)                 |

## Alphabetical

| No. | Name               | Cl. | Pos. | Ht.  | Wt. | Hometown / High School   |
|-----|--------------------|-----|------|------|-----|--|
| 12  | Tajuan Agee        | Jr. | F    | 6-8  | 215 | Chicago, IL / Hyde Park / Tyler JC (TX)  |
| 2   | E.J. Crawford      | Jr. | G/F  | 6-6  | 210 | Hartford, CT / St. Thomas More   |
| 3   | Asante Gist        | Jr. | G    | 5-11 | 185 | East Orange, NJ / St. Anthony / Eastern Kentucky                               |
| 32  | Payton Hudson      | Fr. | G    | 6-0  | 170 | Yonkers, NY / Our Savior Lutheran  |
| 13  | Jahnathan Maxwell  | Jr. | F    | 6-8  | 230 | Virginia Beach, VA / Odessa College (TX)                                       |
| 0   | Rickey McGill      | Sr. | G    | 6-1  | 175 | Spring Valley, NY / Spring Valley  |
| 44  | Niksa Nikolic      | Jr. | F    | 6-8  | 234 | Belgrade, Serbia / High School of Sport / Southeastern CC (IA)                 |
| 5   | Ben Perez          | Jr. | G    | 6-3  | 180 | San Marcos, CA / USAFA Prep (CO) / San Diego State / South Plains College (TX) |
| 24  | Malik Rhem         | Jr. | G    | 6-3  | 170 | Bronx, NY / Cardinal Spellman  |
| 10  | Andrija Ristanovic | Fr. | F    | 6-10 | 200 | Belgrade, Serbia / Hillcrest Prep (AZ)   |
| 20  | Isaiah Ross*       | Jr. | G    | 6-4  | 195 | Davenport, IA / Davenport West / UMKC  |
| 1   | Isaiah Still       | Jr. | G/F  | 6-6  | 190 | Rahway, NJ / Union Catholic / Robert Morris                                    |

**Head Coach:** Tim Cluess (Hofstra '83), ninth season

**Assistant Coaches:** Eric Eaton (UMass-Dartmouth '97), Tra Arnold (Biola '05), Ricky Johns (Utah '07)

**Director of Operations:** John Mateyko (American International '83)

**Graduate Manager:** Ricky Kerins (Iona '17)

\* - must sit out 2018-19 season due to NCAA transfer regulations

### By Class:

Seniors (1) ..... Rickey McGill  
 Juniors (8) ..... Tajuan Agee  
    E.J. Crawford  
    Asante Gist  
    Jahnathan Maxwell  
    Niksa Nikolic  
    Ben Perez  
    Malik Rhem  
    Isaiah Ross  
    Isaiah Still  
 Freshmen (2) ..... Payton Hudson  
    Andrija Ristanovic

### By State:

New York (4) ..... Payton Hudson  
    Rickey McGill  
    Malik Rhem  
 Connecticut (1) ..... E.J. Crawford  
 New Jersey (2) ..... Asante Gist  
    Isaiah Still  
 California (1) ..... Ben Perez  
 Illinois (1) ..... Tajuan Agee  
 Iowa (1) ..... Isaiah Ross  
 Virginia (1) ..... Jahnathan Maxwell  
 Serbia (2) ..... Andrija Ristanovic  
    Niksa Nikolic

### By Tenure:

Returners (3) ..... E.J. Crawford<sup>S</sup>  
    Rickey McGill<sup>S</sup>  
    Andrija Ristanovic  
 Newcomers (9) ..... Tajuan Agee  
    Asante Gist  
    Payton Hudson  
    Jahnathan Maxwell  
    Niksa Nikolic  
    Ben Perez  
    Malik Rhem  
    Isaiah Ross  
    Isaiah Still

<sup>S</sup> - returning 2017-18 starter

### Pronunciation Guide:

HC - Tim Cluess - CLOOSE  
 AC - Tra Arnold - TREY  
 DOB - John Mateyko - mah-TAY-coh  
 #3 - Asante Gist - ah-SAHN-tay GIST (hard "g", like "gas")

#10 - Andrija Ristanovic - ANN-dree-ah riss-TAHN-oh-vich (like Andrea)  
 #12 - Tajuan Agee - tah-WAN A-G (short "a", soft "g")  
 #13 - Jahnathan Maxwell - JON-ah-thin  
 #44 - Niksa Nikolic - NICK-sha NICK-oh-litch

### Iona Gaels Multimedia: Social Media Guide



@ICGaels, @IonaGaelsMBB, #ICMBB