



HARTFORD HAWKS


MEN'S BASKETBALL
2018-19 GAME NOTES

Sarah Boissonneault, Assistant Athletics Director for Athletic Communications
O: 860-768-5110 | C: 860-212-6730 | boissy@hartford.edu | @sarahboissy

2018-19 SCHEDULE			
RECORDS	OVERALL RECORD:		1-4
	AE		0-0
	NON-CONFERENCE		1-4
	HOME		0-1
	AWAY		1-2
	NEUTRAL		0-1
NOVEMBER (1-4)			
TUE 6	CCSU	ESPN3	L, 68-75
Fri 9	at Utah State^		L, 73-100
Sun 11	at #18 Mississippi St.^	SEC Net.	L, 59-77
Thu 15	at Quinnipiac	ESPN+	W, 68-54
Mon 19	vs. Utah Valley^		L, 65-72
Wed 21	vs. Iona^		2 p.m.
SAT 24	WNEU	ESPN3	2 p.m.
Tue 27	at Sacred Heart		6 p.m.
DECEMBER			
SAT 1	BOWLING GREEN	ESPN+	2 p.m.
Wed 5	at Duke	ESPN2	7 p.m.
Wed 12	at Bryant		7 p.m.
SUN 16	OAKLAND	ESPN+	4:30 p.m.
Sat 22	at Wagner		2 p.m.
SAT 29	MARIST	ESPN3	2 p.m.
Mon 31	at Boston College		1 p.m.
JANUARY			
WED 9	UMBC*	ESPN+	7 p.m.
Sat 12	at Vermont*	ESPN+	7 p.m.
Wed 16	at Maine*	ESPN+	7 p.m.
SAT 19	UMASS LOWELL*	ESPN3	2 p.m.
WED 23	NEW HAMPSHIRE*	ESPN+	7 p.m.
Sat 26	at UAlbany*	ESPN+	3 p.m.
WED 30	BINGHAMTON*	ESPN3	7 p.m.
FEBRUARY			
Sat 2	at Stony Brook*	ESPN+	7 p.m.
Wed 6	at UMBC*	ESPN+	7 p.m.
WED 13	MAINE*	ESPN+	7 p.m.
SAT 16	VERMONT*	ESPN+	5 p.m.
Thu 21	at New Hampshire*	ESPN3	7 p.m.
Sat 23	at UMass Lowell*	ESPN3	5:30 p.m.
Wed 27	at Binghamton*	ESPN+	7 p.m.
MARCH			
SAT 2	UALBANY*	ESPN+	5 p.m.
TUE 5	STONY BROOK*	ESPN+	7 p.m.
Sat 9	AE Quarterfinals#	ESPN+	TBD
Tue 12	AE Semifinals#	ESPN+	TBD
Sat 16	AE Final#	ESPN2	11 a.m.
Home games in BOLD CAPS All times Eastern ^ - MGM Resorts Main Event Tournament * - America East contest # - at site of high seed			


GAME 06:

HARTFORD vs. IONA



Hartford (1-4, 0-0 AE)
HAWKS

Head Coach: John Gallagher (9th Year)
Record at Hartford: 107-152
Record vs. Iona: 0-0



Iona (1-2, 0-0 MAAC)
GAELS

Head Coach: Tim Cluess (9th Year)
Record at Iona: 183-94
Record vs. Hartford: 0-0

HARTFORD VS. IONA

WEDNESDAY, NOVEMBER 21 | 2 PM (EST)
COX PAVILION | LAS VEGAS, NEV.

BROADCAST INFO

Watch: BDGlobal.inplayer.com
Play-by-Play: Tony Cordasco
Analyst: TBD
Live Stats: StatBroadcast.com

STAY CONNECTED

Twitter: @HartfordMBB
Hashtag: #AEHoops
Hashtag: #CapitalCityTeam

INSIDE THE SERIES

Overall: Hartford leads, 2-0
Neutral Venue: 0-0
Series Streak: Hartford, two games
First Meeting: Hartford, 75-72 (1/8/94)
Last Meeting: Hartford, 86-82 (1/7/95)






QUICK HIT

A pair of squads from the Northeast meet in Las Vegas on Wednesday, as the Hawks take on Iona in their final game of the MGM Resorts Main Event Tournament. Tipoff between the Hawks and Gaels is set for 2 p.m. (EST). The contest also wraps up a five-game road swing for Hartford.

KEY HAWKS NUMBERS

- Behind five three-pointers, J.R. Lynch exploded for a career-high 25 points against Utah Valley State, the most for a Hawk this season.
- The Hawks were picked to finish second in the America East Preseason Coaches' Poll. It matches their highest preseason ranking.
- Despite the geographic proximity between the two teams (80 miles), Hartford and Iona meet for the first time in 23+ years in Las Vegas.
- Four Hawks — all seniors — are averaging double figures in the early part of the season. John Carroll is leading the pack with 14.8 ppg.

PROBABLE STARTERS

 <p>13 SR G J.R. LYNCH</p> <p>12.0 ppg 3.8 rpg 4.2 apg .950 FT%</p>	 <p>22 SR G TRAVIS WEATHERINGTON</p> <p>7.8 ppg 3.6 rpg 0.8 apg .424 FG%</p>	 <p>12 SR G JASON DUNNE</p> <p>11.8 ppg 4.0 rpg 2.2 spg 11 3-pt FGs</p>	 <p>4 SR F GEORGE BLAGOJEVIC</p> <p>12.8 ppg 8.0 rpg 1.6 spg .529 FG%</p>	 <p>5 R-SR F JOHN CARROLL</p> <p>14.8 ppg 6.6 rpg 2.8 apg .448 3-pt FG%</p>
--	---	--	--	--



HARTFORD MEN'S BASKETBALL

GAME 06: vs. IONA

NUMERICAL ROSTER

No.	Name	Cl.	Pos.	Ht.	Wt.	Hometown/High School (Last School)
0	Hunter Marks	Fr.	F	6-9	190	Phillip Island, Australia/Wonthaggi Secondary College
1	Zach Brown	So.	F	6-6	190	Princeton, N.J./Rutgers Prep
3	Romain Boxus	Jr.	G/F	6-6	210	Haneffe, Belgium/Lycée Audiberti (Snow College)
4	George Blagojevic	Sr.	F	6-8	220	Geelong, Victoria, Australia/BA Centre of Excellence
5	John Carroll	R-Sr.	F	6-8	220	Dublin, Ireland/The Hill School
10	Nikola Colovic	R-So.	F	6-10	225	Belgrade, Serbia/Beovuk 72
11	Darius Kinnel	Fr.	G	6-0	190	Blackwood, N.J./St. Joseph's Prep
12	Jason Dunne	Sr.	G	6-4	185	Matawan, N.J./Matawan Regional
13	J.R. Lynch	Sr.	G	5-10	170	Hoboken, N.J./Hudson Catholic (St. Andrew's)
15	Eddie Davis III	Gr.	F	6-7	250	Las Vegas, Nev./Centennial (Southern Miss)
20	Max Twyman	R-Sr.	G	6-5	200	Rye, N.Y./Rye (UAlbany)
21	Matt Hobbs	So.	G	6-4	190	Anchorage, Alaska/Impact Basketball Acad. (Univ. of New England)
22	Travis Weatherington	Sr.	G	6-2	215	Palm Beach, Fla./Royal Palm Beach (Palm Beach State)
23	Michael Dunne	Fr.	G	6-0	180	Matawan, N.J./Matawan Regional
25	DJ Mitchell	Fr.	G	6-0	155	Englewood Cliffs, N.J./St. Thomas More School
34	Mark Bowditch	Fr.	G	6-1	170	Milton, Wis./Milton (IMG Academy [Fla.])
45	Petr Stepanyants	So.	F	6-9	220	Moscow, Russia/Balboa City School

Head Coach: John Gallagher (St. Joseph '99) — Ninth Season

Assistant Coach: Tom Devitt (Boston College '93) — Sixth Season

Assistant Coach: John Linehan (Providence '02) — Second Season

Assistant Coach: Matt Mihalich (John Carroll '10) — Fourth Season

Director of Operations: Yolonzo Moore II (Hartford '15) — Second Season

Graduate Manager: Brandon Gomez (Hartford '18) — First Season

ALPHABETICAL ROSTER

#	Name	Cl.	Pos.	Ht.	Wt.	Hometown
4	George Blagojevic	Sr.	F	6-8	220	Geelong, Australia
34	Mark Bowditch	Fr.	G	6-1	170	Milton, Wis.
3	Romain Boxus	Jr.	G/F	6-6	210	Haneffe Belgium
1	Zach Brown	So.	F	6-6	190	Princeton, N.J.
5	John Carroll	R-Sr.	F	6-8	220	Dublin, Ireland
10	Nikola Colovic	R-So.	F	6-10	225	Belgrade, Serbia
15	Eddie Davis III	Gr.	F	6-7	250	Las Vegas, Nev
12	Jason Dunne	Sr.	G	6-4	185	Matawan, N.J.
23	Michael Dunne	Fr.	G	6-0	180	Matawan, N.J.
21	Matt Hobbs	So.	G	6-4	190	Anchorage, Alaska
11	Darius Kinnel	Fr.	G	6-0	190	Blackwood, N.J.
13	J.R. Lynch	Sr.	G	5-10	170	Hoboken, N.J.
0	Hunter Marks	Fr.	F	6-9	190	Phillip Island, Australia
25	DJ Mitchell	Fr.	G	6-0	155	Englewood Cliffs, N.J.
45	Petr Stepanyants	So.	F	6-9	220	Moscow, Russia
20	Max Twyman	R-Sr.	G	6-5	200	Rye, N.Y.
22	Travis Weatherington	Sr.	G	6-2	215	Palm Beach, Fla.

ROSTER BREAKDOWN

HAWKS BY CLASS

Graduate.....	1
Seniors	6
Juniors	1
Sophomores	4
Freshmen	5

HAWKS BY POSITION

Guards	7
Guards/Forwards.....	1
Forwards	6
Centers	1

HAWKS BY LOCATION

Australia.....	2
Belgium	1
Ireland	1
Russia	1
Serbia	1

United States:

Alaska	1
Florida	1
Nevada	1
New Jersey	6
New York.....	1
Wisconsin.....	1

HAWKS BY HEIGHT

5-10	1
6-0	3
6-1.....	1
6-2.....	1
6-4.....	2
6-5.....	1
6-6.....	2
6-7.....	1
6-8.....	2
6-9.....	2
6-10.....	1

PRONUNCIATION GUIDE

4	George BLAGOJEVIC	blah-go-YEH-vick
10	NIKOLA COLOVIC	NEE-koh-luh TCHOCH-loh-vitch
12	Jason DUNNE	DONE
34	Mark BOWDITCH	BOW (<i>rhymes with COW</i>) ditch
45	Petr STEPANYANTS	stuh-PAHN-yunts
AC	Tom DEVITT	deh-vitt
AC	Matt MIHALICH	mih-hal-ick



HARTFORD MEN'S BASKETBALL

GAME 06: vs. IONA

HARTFORD AT A GLANCE

QUICK FACTS

Founded	1957
Enrollment	5,171 (undergraduate)
Nickname	Hawks
Colors.....	Scarlet & White
Conference	America East
Home Court.....	Reich Family Pavilion
Capacity.....	3,507
President	Dr. Gregory Woodward
Director of Athletics	Mary Ellen Gillespie

COACHING INFORMATION

Head Coach	John Gallagher
Alma Mater	St. Joseph's, 1998
Season	Ninth
Record at Hartford	107-152
Career Record	Same
Assistant Coach	Tom Devitt
Alma Mater	Boston College '93
Season	Sixth
Assistant Coach	John Linehan
Alma Mater	Providence '02
Season	Second
Assistant Coach	Matt Mihalich
Alma Mater	John Carroll '10
Season	Fourth
Director of Ops	Yolonzo Moore II
Alma Mater	Hartford '15
Season	Second
Graduate Manager	Brandon Gomez
Alma Mater	Hartford '18
Season	First

PROGRAM HISTORY

First Season.....	1957-58
All-Time Record.....	749-867
First Division I Season.....	1984-85
Division I Record	416-591
AE Championships (Last).....	None
NCAA Appearances.....	None
17-18 Overall Record	19-14 (.576)
17-18 AE Record (Finish)	11-5 (3rd)

COMMUNICATIONS

MBB Contact.....	Sarah Boissonneault
Office Phone:	860-768-5110
Cell Phone	860-212-6730
Email:	boissy@hartford.edu
Website.....	www.hartfordhawks.com
Facebook	/HartfordAthletics
Instagram	@HartfordHawks
Twitter	@HartfordHawks
YouTube	/HartfordAthletics
MBB Instagram.....	@HartfordMBB
MBB Twitter	@HartfordMBB

A WIN TODAY WOULD...

- be Hartford's second in its past three games
- improve the Hawks' record to 3-0 against Iona

A NOTABLE NUGGET

- Iona's leading scorer E.J. Crawford, a senior, is the son of former Hartford men's basketball player, Eric Crawford
- Crawford spent two seasons with the Hawks (1983-85), the first of which came in the program's pre-Division I era

IONA SCOUT

- Long Beach hit a game-winning layup in transition at the buzzer to upend Iona, 86-85, in First Round action of the MGM Resorts Main Event Tournament on Monday
- Crawford paces four players in double figures with 15.0 points per game
- The Gaels, who have been to the NCAA Tournament in three consecutive seasons, are 1-2 this year with a season-opening win against UAlbany and a road loss at New Mexico

SERIES HISTORY

- Hartford and Iona end a 23+ year hiatus when the two East Coast teams meet in Vegas on Wednesday
- The Hawks are 2-0 in the series with back-to-back wins in 1994 and 1995

LAST TIME OUT

- UTAH VALLEY 72, HARTFORD 65 (Nov. 19)**
- Hartford was unable to complete the comeback on Monday, as it dropped a 72-65 decision against Utah Valley in its first game in Las Vegas
 - Senior J.R. Lynch knocked down five three-pointers for a career-high 25 points

NEXT ON TAP

- Hartford returns home for the first time since opening night to host Western New England on Saturday
- The Hawks and Golden Bears are slated for a 2 p.m. tip from Reich Family Pavilion

BY GEORGE

- Hartford's leader in rebounding, blocks and field goal percentage, Blagojevic is off to a sensational start in his final season
- Scoring in twin figures in four of five games this year, he has already matched his double-digit point game total from last season
- The Australian has been stellar on the boards as well, as he has already pulled down 40 rebounds, more than a quarter of the 117 he recorded last season

GOING CARROLL-ING

- Hartford's leading scorer and rebounder in 2017-18, Carroll has picked up right where he left off this season
- Netting double figures in all but one game — including a season-best 22-point effort at Quinnipiac last week — he saw a

INSIDE THE MATCHUP

STAT COMPARISON

HARTFORD	vs.	IONA
L1	STREAK	L2
66.6	POINTS PER GAME	80.0
75.6	SCORING DEFENSE	81.3
-9.0	SCORING MARGIN	-1.3
.408	FIELD GOAL PERCENTAGE424
.480	FIELD GOAL DEFENSE473
.328	3-POINT FG PERCENTAGE305
.352	3-POINT DEFENSE465
.701	FREE THROW PERCENTAGE730
30.4	REBOUNDS PER GAME	31.7
-7.8	REBOUNDING MARGIN	-7.0
12.8	ASSISTS PER GAME	14.0
15.8	TURNOVERS PER GAME	15.0
-0.6	TURNOVER MARGIN	+7.3
5.6	STEALS PER GAME	12.7
2.2	BLOCKS PER GAME	2.3

SERIES HISTORY

1/8/94.....	A.....	W, 75-72
1/7/95.....	H.....	W, 86-82

SERIES BREAKDOWN

All-Time Series	Hartford leads, 2-0
At Hartford	Hartford leads, 1-0
At Iona.....	Hartford leads, 1-0
Neutral Venue.....	0-0
First Meeting.....	Hartford, 75-72 (1/8/94)
Last Meeting	Hartford, 86-82 (1/7/95)
Current Streak.....	Hartford, two games
When Going to OT	N/A
Hartford Superlatives	
Most Points.....	86 (86-82), 1/7/95
Fewest Points	75 (75-72), 1/8/94
Largest Win.....	4 (86-82), 1/7/95
Iona Superlatives	
Most Points.....	82 (86-82), 1/7/95
Fewest Points	72 (75-72), 1/8/94
Largest Win.....	N/A

(Results in parenthesis list Hartford win/loss outcome)

LAST MEETING - N/A



HARTFORD MEN'S BASKETBALL

GAME 06: vs. IONA

2018-19 RECORD TRENDS

Overall.....	1-4
Home.....	0-1
Away.....	1-2
Neutral.....	0-1
In Overtime.....	0-0
vs. Ranked Opponents.....	0-1
vs. Non-Conference Opponents.....	0-0

Leading at the half.....	1-1
Trailing at the half.....	0-3
Tied at the half.....	0-0
Leading with 2:00 left (regulation).....	1-0
Trailing with 2:00 left (regulation).....	0-4
Tied with 2:00 left (regulation).....	0-0
Games decided by > 10 points.....	1-3
Games decided by 6-10 points.....	0-1
Games decided by < 5 points.....	0-0

Scoring 80+ points.....	0-0
Scoring 70-79 points.....	0-1
Scoring 60-69 points.....	1-2
Scoring 50-59 points.....	0-1
Scoring < 50 points.....	0-0

Opponent scores 80+ points.....	0-1
Opponent scores 70-79 points.....	0-3
Opponent scores 60-69 points.....	0-0
Opponent scores 50-59 points.....	1-0
Opponent scores < 50 points.....	0-0

Shooting > 50 percent.....	0-0
Shooting 40-49.9 percent.....	1-2
Shooting 30-39.9 percent.....	0-2
Shooting < 30 percent.....	0-0
Outshooting opponent (%).....	1-1
Outshot by opponent (%).....	0-3
Teams shoot same percentage.....	0-0

Two or less in double figures.....	0-2
Three in double figures.....	1-1
Four in double figures.....	0-1
Five or more in double figures.....	0-0

Outrebounded opponent.....	1-0
Outrebounded by opponent.....	0-4
Rebound margin is even.....	0-0

Commit same or fewer TO.....	1-3
Commit more TO than opp.....	0-1
Makes more or same 3FGs.....	1-3
Makes fewer 3FGs.....	0-1
Makes more or same FTs.....	1-2
Makes fewer FTs.....	0-2

Games following a win.....	0-1
Games following a loss.....	1-2

On Monday.....	0-1
On Tuesday.....	0-1
On Wednesday.....	0-0
On Thursday.....	1-0
On Friday.....	0-1
On Saturday.....	0-0
On Sunday.....	0-1

16-game double-figure scoring streak come to an end against Utah Valley
 ▪ Carroll is Hartford's leading scorer with 14.8 points per game

1,000 POINTS = DUNNE

▪ Dunne became the 26th 1,000-point scorer in program history in last season's quarterfinal win against New Hampshire (March 3)
 ▪ He is Hartford's active leading scorer with 1,092 career points, which are 129 shy of cracking the program's top-10

CHASING 1,000

▪ Carroll and Lynch are en route to joining Dunne as members of Hartford's 1,000-Point Club
 ▪ Carroll needs 28 points to hit the mark, while J.R. Lynch is 75 points away from the milestone
 ▪ If the duo were to accomplish the feat this season, it would mark the most 1,000-point scorers on the same roster in program history

GEORGE DOUBLES DOWN

▪ Blagojevic has doubled his averages from his junior season of nearly every statistical category in the early part of 2018-19
 ▪ In addition to doubling his point total from 4.5 to 12.8 points per game, he has also more than doubled last season's totals in rebounds (3.7 to 8.0 rpg), blocks (0.3 to 1.0 bpg), steals (0.6 to 1.6 spg) and minutes (17.6 to 35.2 mpg)
 ▪ In addition, the forward recently recorded his first career double-double — and the first for a Hawk this season — after pulling down a career-high 13 rebounds and adding 11 points at Quinnipiac

A GREAT COMEBACK

▪ Carroll bounced back from back-to-back injury-plagued seasons to put forth one of the finest campaigns by a Hawk in 2017-18
 ▪ Entering the season averaging 6.8 points and 3.9 rebounds on his career, he nearly doubled both of those numbers to lead the Hawks in both scoring (15.2 ppg) and rebounding (6.4 rpg)
 ▪ He finished in the America East's top-10 in scoring (7th), rebounding (6th), blocks (7th), offensive rebounds (9th) and defensive rebounds (7th)

DUNNE DEAL FROM THREE

▪ The Hawks have several threats from long range on the roster, but Dunne has proven himself to be one of the most lethal in the league
 ▪ Finishing first in the America East and 33rd in the nation, he connected on the second-most three-pointers in a single-season in 2017-18 with 98, which marked the most since Joe Zeglinski also drained 98 in 2009-10
 ▪ He leads the team and is ranked 10th in the league with 2.2 makes per game
 ▪ His 194 career triples are fifth-most in program history

HAWKS IN THE AE

CONFERENCE STANDINGS

	OVERALL		AE	
	W-L	PCT	W-L	PCT
UMBC	4-1	.800	0-0	.000
Stony Brook	3-1	.750	0-0	.000
New Hampshire	2-2	.500	0-0	.000
Vermont	2-2	.500	0-0	.000
UMass Lowell	3-3	.500	0-0	.000
UAlbany	1-2	.333	0-0	.000
Binghamton	1-4	.200	0-0	.000
Hartford	1-4	.200	0-0	.000
Maine	0-4	.000	0-0	.000

TEAM RANKINGS

Scoring Offense:.....	66.6, 8th
Scoring Defense:.....	75.6, 5th
Scoring Margin:.....	-9.0, 8th
Free-Throw Percentage:.....	.701, 4th
Field Goal Percentage:.....	.408, 6th
FG Percentage Defense:.....	.480, 8th
3FG Percentage:.....	.328, 6th
3FG Percentage Defense:.....	.352, 5th
3-pt FG Made:.....	8.4, 3rd
Rebounds:.....	30.4, 8th
Rebound Margin:.....	-7.8, 8th
Blocked Shots:.....	2.2, 7th
Assists:.....	12.8, 7th
Steals:.....	5.6, 5th
Turnover Margin:.....	-0.6, 5th

INDIVIDUAL RANKINGS

Individual	Overall	Rank	NCAA
SCORING			
Carroll	14.8	10th	
REBOUNDING			
Blagojevic	8.0	3rd	
Carroll	6.6	9th	
FG%			
Blagojevic	.529	4th	
Carroll	.448	8th	
ASSISTS			
Lynch	4.2	5th	
FT%			
Lynch	.950	1st	
Carroll	.652	10th	
STEALS			
Lynch	1.8	3rd	
Blagojevic	1.6	t-5th	
3PT FG%			
--			
3PT FG MADE			
Dunne	2.2	10th	
BLOCKS			
Blagojevic	1.0	6th	
ASSIST:TURNOVER RATIO			
Lynch	2.3	7th	
MINUTES PLAYED			
Lynch	36.6	1st	
Dunne	35.4	4th	
Blagojevic	33.0	10th	



HARTFORD MEN'S BASKETBALL

GAME 06: vs. IONA

2018-19 SUPERLATIVES

CATEGORY	STAT (GAME)
Points	73, at Utah State (11/9/18)
Low	59, at Mississippi State (11/11/18)
1st Half Pts	40, vs. CCSU (11/6/18)
Low	27, vs. Utah Valley (11/19/18)
2nd Half Pts	42, at Utah State (11/9/18)
Low	28, vs. CCSU (11/6/18)
FG Made	24 (2x), last - at Utah State (11/9/18)
Low	22, 2x, last - vs. Utah Valley (11/19/18)
FG Att	64, at Utah State (11/9/18)
Low	49, at Mississippi State (11/11/18)
FG%	.460 (23-50), at Quinnipiac (11/15/18)
Low	.355 (22-62), vs. Utah Valley (11/19/18)
1st Half FG%	.560 (14-25), at Quinnipiac (11/15/18)
Low	.357 (10-28), at Utah State (11/9/18)
2nd Half FG%	.448 (13-29), at Mississippi State (11/11/18)
Low	.310 (9-29), vs. CCSU (11/6/18)
3-Pt FG Made	9 (4x), last - vs. Utah Valley (11/19/18)
Low	6, at Mississippi State (11/11/18)
3-Point Att	32, vs. Utah Valley (11/19/18)
Low	20, at Mississippi State (11/11/18)
3-Point %	.409 (9-22), at Quinnipiac (11/15/18)
Low	.281 (9-32), vs. Utah Valley (11/19/18)
FT Made	16, at Utah State (11/9/18)
Low	9, at Mississippi State (11/11/18)
FT Att	23, at Quinnipiac (11/15/18)
Low	11, at Mississippi State (11/11/18)
FT %	.818 (9-11), at Mississippi State (11/11/18)
Low	.565 (13-23), at Quinnipiac (11/15/18)
Total Rebounds	35, at Quinnipiac (11/15/18)
Low	26, at Utah State (11/9/18)
Rebound Margin	+3.0, at Quinnipiac (11/15/18)
Assists	14, 2x, last - at Quinnipiac (11/15/18)
Low	11, vs. CCSU (11/6/18)
Turnovers	21, at Mississippi State (11/11/18)
Low	12, at Utah State (11/9/18)
Turnover Margin	+6.0, vs. Utah Valley (11/19/18)
Blocked Shots	5, vs. CCSU (11/6/18)
Low	None, vs. Utah Valley (11/19/18)
Steals	8, vs. Utah Valley (11/19/18)
Low	4, at Quinnipiac (11/15/18)

All-Time 3-Pointers Made

1. Joe Zeglinski	2006-11	393
2. Aaron Cook	2002-06	276
3. Morgan Sabia	2007-11	242
4. Wes Cole	2011-15	219
5. Jason Dunne	2015-pres	194

LYNCH... FOR THREE!

- Lynch is close to adding his name to Hartford's list of prolific three-point shooters
- He shot the lights out from long range in the Hawks' first game in Vegas, knocking down five to match a career high
- With 124 career threes, he needs 14 more to crack the program's top-10 in the category

DIME DROPPER

- Lynch became the 13th player in program history to drop 100-or-more assists in a single season in 2017-18
- He finished with 126, the sixth-most in program history and the most since Andres Torres had 129 (2011-12)
- Handing out eight in Hartford's win at Quinnipiac — the most for a Hawk this season — he cracked the program's top-10 and is now ranked ninth with 269 on his career

SENIOR STAFF

- This year's senior class — a six-member group — stepped up in a big way as juniors last season
- Four of the six (Carroll, Dunne, Lynch and Travis Weatherington) were regular members of the starting lineup in 2017-18
- They accounted for 80 percent of the offense, combining for 1,876 of the team's 2,326 points a year ago
- All but 20 of Hartford's points this season (93.9%) have come from seniors, including each of the team's 65 points in the season opener against CCSU (Nov. 6)

FAST EDDIE

- Eddie Davis III, a grad transfer from Southern Miss, has provided key minutes in the early part of the season so far
- Averaging 9.8 minutes per game, he has knocked down four shots from long range

PRESEASON PROJECTIONS

- Receiving three first-place votes and 59 points, Hartford was picked to finish second in the America East Preseason Coaches' Poll
- It matches the Hawks' best-ever projection
- Reigning AE Regular-Season Champion Vermont is the projected preseason favorite,

MILESTONE WATCH

GEORGE BLAGOJEVIC (Sr./F)

Milestone	To Go	Achieved
500 career points	--	Feb. 18, 2018
750 career points	137	--

JOHN CARROLL (R-Sr./F)

Milestone	To Go	Achieved
750 career points	--	Feb. 3, 2018
1,000 career points	28	--
500 career rebounds	27	--
50 career blocks	1	--

JASON DUNNE (Sr./G)

Milestone	To Go	Achieved
1,000 career points	--	March 3, 2018
200 career assists	10	--
100 career assists	--	Nov. 18, 2017
100 career made 3-pt FG	--	Nov. 29, 2017
200 career made 3-pt FG	6	--
100 career steals	--	March 6, 2018
300 career rebounds	--	Nov. 6, 2018
400 career rebounds	81	--
10th all-time points	129	--
4th all-time made 3-pt FG	25	--

J.R. LYNCH (Sr./G)

Milestone	To Go	Achieved
750 career points	--	Feb. 15, 2018
1,000 career points	75	--
200 career assists	--	Jan. 18, 2018
300 career assists	31	--
100 career steals	--	Feb. 24, 2018
150 career steals	35	--
Top-10 career 3-pt FG	14	--
100 career made 3-pt FG	--	Jan. 27, 2018

earning six first-place votes and 62 points

PRESEASON HONORS

- Carroll and Dunne were named to the Preseason All-Conference Team
- They were each 2018 All-Conference honorees, with Carroll earning Second Team distinction and Dunne receiving Third Team recognition
- Ernie Duncan (Vermont), Anthony Lamb (Vermont) and Akwasi Yeboah (Stony Brook) were also named Preseason All-Conference

INTERNATIONAL INTRIGUE

- A number of international players have landed in West Hartford

HAWKS SCORING MARGIN DIFFERENTIAL

	1	2	3	4	5	6	7	8	9	10	11	12	13	14	15	16-20	21-25	26-30	31-35	35+
WON														1						
LOST							2									1		1		

HAWKS REBOUNDING MARGIN DIFFERENTIAL

	1	2	3	4	5	6	7	8	9	10	11	12	13	14	15	16	17	18	19	21-25	26-30
+ (POS)			1																		
- (NEG)						2		1												1	



HARTFORD MEN'S BASKETBALL

GAME 06: vs. IONA

SEASON/CAREER TOTALS

10+ POINT GAMES

	18-19	Career	Cons.
Carroll	4	49	--
Dunne	2	53	--
Lynch	2	46	2
Weatherington	1	13	--
Blagojevic	4	23	2

20+ POINT GAMES

	18-19	Career	Cons.
Dunne	--	15	--
Carroll	1	8	--
Lynch	1	6	1
Weatherington	--	2	--
Blagojevic	--	3	--

30+ POINT GAMES

	18-19	Career	Cons.
Dunne	--	1	--
Weatherington	--	1	--

10+ REBOUND GAMES

	18-19	Career	Cons.
Carroll	--	8	--
Blagojevic	1	3	--
Lynch	--	1	--
Dunne	--	1	--

5+ ASSIST GAMES

	18-19	Career	Cons.
Lynch	1	14	--
Carroll	--	7	--
Dunne	--	5	--

10+ ASSIST GAMES

	18-19	Career	Cons.
Lynch	--	1	--

3+ BLOCK GAMES

	18-19	Career	Cons.
Carroll	--	2	--
Blagojevic	1	1	--

5+ STEAL GAMES

	18-19	Career	Cons.
Dunne	--	1	--
Lynch	--	1	--

DOUBLE-DOUBLES

	18-19	Career	Cons.
Carroll	--	7	--
Lynch	--	2	--
Dunne	--	1	--
Blagojevic	1	1	--

▪ The Hawks have five foreign countries represented among six different players: Australia, Belgium, Ireland, Russia and Serbia

HISTORY LESSON

▪ Making a 10-win improvement from 2016-17 to 2017-18, Hartford posted the most wins since transitioning to Division I (1984-85) with a 19-14 record last season

▪ The Hawks' 18 regular-season victories were a program-best

▪ The season also featured the program's second Division I postseason bid: an invitation to the CIT Postseason Tournament

HAWKS FROM DEEP

▪ Hartford hit 10 three-pointers in a game 11 times last season

▪ The Hawks have knocked down at least one three-pointer in 360 consecutive games - a rally that has stretched over 11-plus seasons and dates back to Feb. 5, 2007

▪ The Hawks are ranked third in the league with 8.4 long-range makes per game

NICE TO ACC YOU

▪ Hartford has played at least one ACC member since 2013-14, and will continue that run this season with a pair of opponents

▪ Hartford will take on Duke (Dec. 5) and Boston College (Dec. 31) in 2018-19

▪ The Hawks have played Boston College (2016, 2017), Louisville (2013, 2015) and Notre Dame (2014) during their current ACC run

ACADEMIC SUCCESS

▪ Last year, Hartford posted a 3.44 grade-point average

▪ It was the highest GPA among all men's basketball programs in the America East

▪ Thirteen players posted at least a 3.0 GPA in last year's spring semester, including eight that achieved a 3.5 or better

BROTHERLY LOVE

▪ There are a few sibling connections on the roster this season

▪ Michael Dunne, brother of senior Jason Dunne, joins the Hawks for his first season

▪ The last time Hartford had a

pair of brothers on the team was in 2009-10, when Joe and Zack Zeglinski shared the court

▪ Fans will notice another familiar last name on the roster in Matt Hobbs, who is the brother of 2018 graduate and four-year member Jack Hobbs

NEW FACES

▪ The Hawks will have seven new players take the court in 2018-19, including five true freshmen, a sophomore transfer, one junior transfer and one graduate transfer

▪ Mark Bowditch (Milton, Wis.), Michael Dunne (Matawan, N.J.), Darius Kinnel (Blackwood, N.J.), Hunter Marks (Phillip Island, Australia) and Mitchell (Englewood Cliffs, N.J.) join the roster as true freshmen

▪ Hobbs (Anchorage, Alaska), comes to Hartford from University of New England while Romain Boxus (Haneffe, Belgium) joins the team after a successful two-year career at Snow College

▪ Rounding out the newcomers is Davis (Las Vegas, Nev.), a graduate transfer from Southern Miss

GAME-BY-GAME LEADERS

OPP	RESULT	DBL FIG	POINTS	REBOUNDS	ASSISTS	BLOCKS	STEALS
CCSU	L, 68-75	4	Blagojevic (19)	Three Tied (6)	Blagojevic (4) Lynch (4)	Blagojevic (3)	Blagojevic (3)
at Utah State	L, 73-100	3	Carroll (16)	Carroll (7) Dunne (16)	Carroll (4)	Blagojevic (2)	Dunne (3)
at Mississippi St.	L, 59-77	2	Dunne (17)	Dunne (9)	Dunne (4) Carroll (4)	Carroll (1)	Lynch (2)
at Quinnipiac	W, 68, 54	3	Carroll (22)	Blagojevic (13)	Lynch (8)	Dunne (1) Weatherington (1)	Lynch (2)
vs. Utah Valley	L, 68-75	2	Lynch (25)	Carroll (9)	Lynch (4)	--	Lynch (4)
vs. Iona							
WNEU							
at Sacred Heart							
Bowling Green							
at Duke							
at Bryant							
Oakland							
at Wagner							
Marist							
at Boston College							
UMBC							
at Vermont							
at Maine							
UMass Lowell							
UNH							
at UAlbany							
Binghamton							
at Stony Brook							
at UMBC							
Maine							
Vermont							
at New Hampshire							
at UMass Lowell							
at Binghamton							
UAlbany							
Stony Brook							

▪ Indicates game-high total



HARTFORD MEN'S BASKETBALL

GAME 06: vs. IONA

INDIVIDUAL GAME HIGHS

POINTS

25, J.R. Lynch vs. Utah Valley (11/19/18)
22, John Carroll at Quinnipiac (11/15/18)
19, George Blagojevic vs. CCSU (11/6/18)

FIELD GOALS MADE

8, George Blagojevic vs. CCSU (11/6/18)
8, John Carroll at Quinnipiac (11/15/18)
7, J.R. Lynch vs. Utah Valley (11/19/18)

FIELD GOALS ATTEMPTED

15, Jason Dunne at Utah State (11/9/18)
15, Jason Dunne at Mississippi State (11/11/18)
15, J.R. Lynch vs. Utah Valley (11/19/18)

FIELD GOAL PERCENTAGE (min. 6 made)

.800 (8-10), George Blagojevic vs. CCSU (11/6/18)
.615 (8-13), John Carroll at Quinnipiac (11/15/18)

3-POINT FIELD GOALS MADE

5, J.R. Lynch vs. Utah Valley (11/19/18)
4, Jason Dunne vs. CCSU (11/6/18)

3-POINT FIELD GOALS ATTEMPTED

11, J.R. Lynch vs. Utah Valley (11/19/18)
7, Jason Dunne vs. CCSU (11/6/18)
7, Jason Dunne at Utah State (11/9/18)

3-POINT FIELD GOAL % (min. 4 made)

.571 (4-7), Jason Dunne vs. CCSU (11/6/18)
.456 (6-11), J.R. Lynch vs. Utah Valley (11/19/18)

FREE THROWS MADE

6, John Carroll at Utah State (11/9/18)
6, J.R. Lynch vs. Utah Valley (11/19/18)

FREE THROWS ATTEMPTED

9, George Blagojevic at Quinnipiac (11/15/18)
8, John Carroll at Utah State (11/9/18)
6, George Blagojevic vs. CCSU (11/6/18)
6, J.R. Lynch vs. Utah Valley (11/19/18)

FREE THROW PERCENTAGE (min. 8 made)

--

REBOUNDS

13, George Blagojevic at Quinnipiac (11/15/18)
9, Jason Dunne at Mississippi State (11/11/18)
9, John Carroll vs. Utah Valley (11/19/18)

ASSISTS

8, J.R. Lynch at Quinnipiac (11/15/18)
4, George Blagojevic vs. CCSU (11/6/18)
4, J.R. Lynch vs. CCSU (11/6/18)
4, John Carroll at Utah State (11/9/18)
4, J.R. Lynch vs. Utah Valley (11/19/18)

STEALS

4, J.R. Lynch vs. Utah Valley (11/19/18)
3, George Blagojevic vs. CCSU (11/6/18)
3, Jason Dunne at Utah State (11/9/18)

BLOCKED SHOTS (min. 3)

3, George Blagojevic vs. CCSU (11/6/18)

THE LAST TIME HARTFORD...

Won in overtime	2017-18: 85-84 vs. CCSU, 11-10-17
Lost in overtime	2015-16: 100-105 vs. Maine, 1-27-16
Won in two overtimes	2015-16: 92-83 at CCSU, 11-13-15
Lost in two overtimes	2015-16: 80-82 at Rider, 12-30-16
Played a ranked opponent	2018-19: 59-77 at #18 Mississippi State, 11-11-18
Overcame a double-digit halftime deficit	2017-18: 77-70 at UMass Lowell, 1-27-18
Won by 20 points or more (vs. DI opponent)	2015-16: 88-65 (23) vs. UMBC, 2-17-16
Won by 30 points or more (vs. DI opponent)	2017-18: 97-65 (32) vs. Binghamton, 1-13-18
Lost by 20 points or more	2018-19: 73-100 (27) at Utah State, 11-9-18
Lost by 30 points or more	2017-18: 89-53 (36) at Rider, 11-15-17
Scored 80-89 points	2017-18: 86 (86-68) at Maine, 1-18-18
Scored 90-94 points	2015-16: 92 (92-83) at CCSU 11-13-15
Scored 95-99 points	2017-18: 97 (97-65) vs. Binghamton 1-13-18
Scored 100-105 points	2015-16: 100 (100-105) vs Maine, 1-27-16
Scored 105+ points	1999-00: 117 (117-88) vs New Hampshire, 3-3-00
Allowed 80-89 points	2017-18: 86 (84-86) vs. LIU Brooklyn, 11-18-17
Allowed 90-99 points	2016-17: 99 (79-99) at Quinnipiac, 12-7-16
Allowed 100+ points	2018-19: 100 (73-100) at Utah State, 11-9-18
Held an opponent to 50 points or less	2015-16: 49 (69-49) vs. Widener, 12-22-15
Held an opponent to 40 points or less	2012-13: 40 (51-40) at New Hampshire, 1-24-13
Held an opponent to 30 points or less	Has never happened
Was held to 50 points or less	2017-18: 50 (50-72) vs. Wagner, 11-26-17
Was held to 40 points or less	2011-12: 37 (37-60) at Stony Brook, 1-25-12
Was held to 30 points or less	2004-05: 22 (22-73) at Boston University, 1-6-05
Shot 50% or better from the field	2017-18: 55.1% (27-49) at New Hampshire, 1-31-18
Shot 60% or better from the field	2017-18: 61.4% (35-57) vs. Binghamton, 1-13-18
Shot 50% or better in both halves	2017-18: 50.0% (1st), 63.0% (2nd) at Maine, 1-18-18
Held opponent under 30% from the field	2012-13: 29.8% (14-47) vs. Marist, 12-22-12
Shot 50% or better from three	2017-18: 50.0% (9-18) at UAlbany, 1-3-18
Shot 60% or better from three	2014-15: 60.0% (15-25) vs. UMBC, 2-17-16
Made 15 or more three-pointers	2017-18: 18 (18-23) vs. Binghamton, 1-13-18
Allowed 15 or more three-pointers	2016-17: 16 (16-31) vs. UMass Lowell, 2-12-17
Did not make a three-pointer	2006-07: 0 (0-11) vs. UAlbany, 2-5-07
Did not allow a made three-pointer	2014-15: 0 (0-13) at Texas A&M, 1-3-15
Attempted 25 or more three-pointers	2018-19: 32 (9-32) vs. Utah Valley, 11-19-18
Attempted fewer than five three-pointers	Has never happened
Shot 80% from the FT line (min. 10)	2018-19: 80.0% (12-15) vs. Utah Valley, 11-19-18
Shot 90% from the FT line (min. 10)	2014-15: 90.0% (9-10) vs. New Hampshire, 2-10-15
Shot 100% from the FT line (min. 10)	2017-18: 13-13 at UAlbany, 1-3-18
Shot less than 50% from the FT line	2017-18: 34.8% (8-23) at UMBC, 3-6-18
Made 20 or more free throws	2017-18: 22 (22-28) vs. New Hampshire, 3-3-18
Made 30 or more free throws	2016-17: 32 (32-37) vs. Binghamton, 2-22-17
Attempted fewer than 10 free throws	2017-18: 8 (3-8) vs. UMBC, 2-27-18
Allowed more than 40 free throws	2013-14: 41 (31-41) vs. Hofstra, 11-23-13
Had 40 or more rebounds	2017-18, 40 at Maine, 1-18-18
Had 25 or fewer rebounds	2017-18: 24 at San Diego, 3-12-18
Had fewer than 20 rebounds	2015-16: 17 vs. Holy Cross, 12-12-15
Outrebounded opponent by double digits	2014-15: 10 (40-30) vs. Emerson, 11-28-14
Outrebounded by double digits	2018-19: 22 (48-26) at Utah State, 11-9-18
Had 20 or more assists	2017-18: 20 at Maine, 1-18-18
Had 10 or more steals	2017-18: 11 vs. UMBC, 2-27-18
Forced 20 or more turnovers	2018-19: 20, vs. Utah Valley, 11-19-18
Committed 10 or fewer turnovers	2017-18: 10 vs. New Hampshire, 3-3-18
Committed 20 or more turnovers	2018-19: 21 at #18 Mississippi State, 11-11-18
Had two players score 20+ points	2017-18: vs. Quinnipiac, 12-7-17
Had five players score in double figures	2017-18: vs. Florida International, 12-22-17
Had six or more players score in double figures	2017-18: vs. Maine, 1-18-18
Did not have a double-digit scorer	2010-11: 9 (Joe Zeglinski) at Florida State, 12-5-10
5+ game winning streak	2014-15: 5 games (Nov. 16-Nov. 28)
10+ game winning streak	None
5+ game losing streak	2017-18: 5 games (March 6, 2018-Nov. 11, 2018)
10+ game losing streak	2011-12: 13 games (Nov. 11, 2011-Jan. 2, 2012)
Postseason victory (non-conference tourney)	None
Postseason game (non-conference tourney)	2012-13: 54-63 vs. Rider, 3-19-13



HARTFORD MEN'S BASKETBALL

GAME 06: vs. IONA

2018-19 GAME-BY-GAME BREAKDOWNS

STARTERS BREAKDOWN

OPPONENT	G	G	G	F	F	LINEUP RECORD
CCSU	Lynch	Weatherington	Dunne	Blagojevic	Carroll	0-1
at Utah State	Lynch	Weatherington	Dunne	Blagojevic	Carroll	0-2
at Mississippi State	Lynch	Weatherington	Dunne	Blagojevic	Carroll	0-3
at Quinnipiac	Lynch	Weatherington	Dunne	Blagojevic	Carroll	1-3
vs. Utah Valley	Lynch	Weatherington	Dunne	Blagojevic	Carroll	1-4
vs. Long Beach/Iona						
WNEU						
at Sacred Heart						
Bowling Green						
at Duke						
at Bryant						
Oakland						
at Wagner						
Marist						
at Boston College						
UMBC						
at Vermont						
at Maine						
UMass Lowell						
New Hampshire						
at UAlbany						
Binghamton						
at Stony Brook						
at UMBC						
Maine						
Vermont						
at New Hampshire						
at UMass Lowell						
at Binghamton						
UAlbany						
Stony Brook						

***BOLD** indicates first time using lineup | ***BOLD** indicates change in lineup

START STATS

CAREER GAMES/STARTS			
		Cons.	
	GP	GS	GS
Lynch	102	92	50
Dunne	102	73	45
Blagojevic	99	40	5
Carroll	96	66	8
Twyman	54	--	--
Weatherington	38	31	31
Colovic	12	--	--
Stepanyants	10	--	--
Davis	5	--	--
Mitchell	4	--	--
Marks	3	--	--
Boxus	1	--	--
Brown	1	--	--
Kinnel	1	--	--

RECORD BY STARTS

	CAREER	18-19
Carroll	30-36	1-4
Dunne	32-41	1-4
Lynch	36-56	1-4
Weatherington	17-12	1-4
Blagojevic	8-26	1-4
Twyman	1-0	--

***BOLD** indicates last game's starters

SCORING BREAKDOWN (HARTFORD/OPPONENT)

Opponent	----LEAD TRENDS----				Biggest	-----POINTS BREAKDOWN-----							-----BY CLASS-----					
	Changes	Ties	Largest	Run		Paint	2nd-Ch.	Fast B.	Off TO	FT	Starter	Bench	Fr.	So.	Jr.	Sr.	Gr.	
CCSU	12	5	12/7	5/5	26/48	16/14	0/5	11/19	11/15	63/61	5/14	--	--	--	68	--		
at Utah State	1	--	9/32	9/13	24/64	10/16	2/20	9/19	16/17	60/41	14/59	3	--	--	64	6		
at Mississippi St.	1	1	3/23	7/12	28/34	4/20	4/18	10/21	9/8	54/54	5/23	--	--	--	59	5		
at Quinnipiac	6	2	17/1	11/7	18/22	3/6	13/11	16/15	13/6	60/43	8/11	--	--	--	65	3		
vs. Utah Valley	--	1	--/18		26/34	9/6	2/4	26/19	12/8	59/60	5/12			3	62	--		
vs. Iona																		
WNEU																		
at Sacred Heart																		
Bowling Green																		
at Duke																		
at Bryant																		
Oakland																		
at Wagner																		
Marist																		
at Boston College																		
UMBC																		
at Vermont																		
at Maine																		
UMass Lowell																		
UNH																		
at UAlbany																		
Binghamton																		
at Stony Brook																		
at UMBC																		
Maine																		
Vermont																		
at New Hampshire																		
at UMass Lowell																		
at Binghamton																		
UAlbany																		
Stony Brook																		
HARTFORD TOTALS					122	42	21	72	49	296	37	3	--	3	318	14		
HARTFORD AVERAGE					24.4	8.4	4.2	11.5	14.4	59.2	7.4	0.6	--	0.6	63.6	2.8		



HARTFORD MEN'S BASKETBALL

GAME 06: vs. IONA



JOHN GALLAGHER

QUICK HITS:

Season as Head Coach: 9th

Career Record: 107-152

Years at Hartford: Entering 11th

Alma Mater: St. Joseph's (1999)

CAREER HIGHLIGHTS:

- Named the America East co-Coach of the Year (2017-18)
- Set the program's Division I record in regular-season victories (18) and total wins (19) in 2017-18
- Winningest coach in program's DI era
- Piloted Hartford to its first-ever Division I NCAA postseason tournament appearance (CIT) in 2012-13, and program's second postseason berth (CIT) in 2017-18
- Combined for 18 all-conference honorees, including two first team, four second team, four third team, four all-defensive team, two all-rookie team and two all-academic team members
- Division I program record in three-point field goals with 319 (2015-16) and scoring defense with 61.2 ppg (2012-13)
- Led Justin Graham to co-Sixth Man of the Year honors in 2014-15
- Produced three DI-AAA Athletics Director Association (ADA) Scholar-Athlete Team honorees
- Led Hartford to back-to-back winning seasons in 2012-13 (17-14) and 2013-14 (17-16) for just the second time in the program's Division I era
- Named the CollegeInsider.com America East Coach of the Year in 2012-13, a year that he was also the Skip Prosser Award finalist
- Led the Hawks to a Division I program record in scoring defense (61.2 ppg) in 2012-13
- Named the 10th head coach in Hartford men's basketball history in spring 2010 after 15 years of DI experience
- Came to back to Hartford after serving two seasons as the Hawks' Associate Head Coach from 2006-08
- As Associate Head Coach, helped Hartford to its first-ever America East Championship title game appearance in 2007-08

VS. THE FIELD

UAlbany	4-15
Appalachian State	0-1
Arizona State	0-1
Binghamton	14-3
Boston College	1-1
Boston University	4-4
Brown	1-1
Bryant	0-1
California	0-1
Central Connecticut	3-6
Central Florida	0-1
Colorado	0-1
Dartmouth	3-2
Davidson	0-1
Drexel	0-1
Emerson	1-0
Fairfield	1-0
Fairleigh Dickinson	2-0
Florida Gulf Coast	0-1
Florida International	2-0
Florida State	0-1
Fordham	0-1
Gordon College	1-0
Hofstra	0-1
Holy Cross	3-3
La Salle	0-3
LIU Brooklyn	0-3
Louisville	0-2
Maine	13-4
Marist	1-1
Miami (OH)	1-0
Mississippi State	0-1
Monmouth	0-1
Mount St. Mary's	0-2
Navy	1-0
New Hampshire	10-8
Niagara	3-2
Notre Dame	0-1
North Florida	0-1
North Texas	0-1
Penn State	0-1
Portland	0-1
Providence	0-1
Quinnipiac	3-6
Rice	1-0
Rider	0-5
Rutgers	1-1
Sacred Heart	5-3
San Diego	0-1
St. Francis (N.Y.)	1-1
St. Francis (Pa.)	1-0
St. Louis	0-1
St. Mary's	0-1
St. Peter's	4-0
Stony Brook	2-17
Texas A&M	0-1
UMass Lowell	6-4
UMBC	10-9
Utah State	0-1
Utah Valley	0-1
Vermont	2-16
Wagner	0-1
Washington	0-1
Widener	1-0
Yale	1-6

THE GALLAGHER FILE

HEAD COACHING RECORD:

Year	School	Overall	Pct.	AE Record
2010-11	Hartford	11-20	.355	7-9 (6th)
2011-12	Hartford	9-22	.290	7-9 (5th)
2012-13	Hartford	17-14	.548	10-6 (4th)
2013-14	Hartford	17-16	.515	10-6 (3rd)
2014-15	Hartford	14-16	.467	7-9 (5th)
2015-16	Hartford	10-23	.303	4-12 (t-7th)
2016-17	Hartford	9-23	.281	4-12 (6th)
2017-18	Hartford	19-14	.576	11-5 (3rd)
2018-19	Hartford	1-4	.250	--
Overall	9 years	107-152	.413	60-68

COACHING EXPERIENCE:

Year	School	Title
2010-pres	Hartford	Head Coach
2008-10	Pennsylvania	Assistant Coach
2006-08	Hartford	Associate Head Coach
2004-06	Lafayette	Assistant Coach
1999-04	La Salle	Assistant Coach



TOM DEVITT
ASSISTANT COACH
6TH SEASON



JOHN LINEHAN
ASSISTANT COACH
2ND SEASON



MATT MIHALICH
ASSISTANT COACH
4TH SEASON



YOLONZO MOORE II
DIRECTOR OF OPS
2ND SEASON



BRANDON GOMEZ
GRADUATE MANAGER
1ST SEASON



HARTFORD MEN'S BASKETBALL

GAME 06: vs. IONA

0 hunter MARKS

FR » F » 6-4 » 190
PHILLIP ISLAND,
AUSTRALIA



TOP PERFORMANCES

POINTS

Season 3, at Utah State (11/9/18)
Career 3, at Utah State (11/9/18)

REBOUNDS

Season 1, 2x, last - at Quinnipiac (11/15/18)
Career 1, 2x, last - at Quinnipiac (11/15/18)

FG MADE

Season --
Career --

FG ATTEMPTS

Season 2, at Utah State (11/9/18)
Career 2, at Utah State (11/9/18)

3FG MADE

Season --
Career --

3FG ATTEMPTS

Season --
Career --

FT MADE

Season 3, at Utah State (11/9/18)
Career 3, at Utah State (11/9/18)

FT ATTEMPTS

Season 4, at Utah State (11/9/18)
Career 4, at Utah State (11/9/18)

ASSISTS

Season 1, at Utah State (11/9/18)
Career 1, at Utah State (11/9/18)

STEALS

Season --
Career --

BLOCKS

Season --
Career --

MINUTES

Season 7, at Utah State (11/9/18)
Career 7, at Utah State (11/9/18)

PRODUCTION TRACKER

	SEASON	CAREER
DOUBLE FIGURE SCORING	--	--
20+ POINTS	--	--
DOUBLE FIGURE REBOUND	--	--
DOUBLE DOUBLES	--	--
5+ ASSISTS	--	--
TEAM LEADER/SCORING	--	--
TEAM LEADER/REBOUNDS	--	--
TEAM LEADER/ASSISTS	--	--
TEAM LEADER/STEALS	--	--
TEAM LEADER/BLOCKS	--	--

- Grabbed one rebound in two minutes in collegiate debut vs. CCSU (Nov. 6)
- Went 3-of-4 from the line for first career points at Utah State, adding one assist (Nov. 9)
-

GAME-BY-GAME STATISTICS

Opp.	GS	Min	FG-FGA	3FG-FGA	FT-FTA	O-D-REB	PF	A	TO	Blk	Stl	Pts
CCSU		2	0-0	0-0	0-0	0-1-1	1	0	0	0	0	0
at Utah State		7	0-2	0-1	3-4	0-0-0	1	1	0	0	0	3
at Mississippi State												
at Quinnipiac		1	0-0	0-0	0-0	0-1-1	0	0	0	0	0	0
vs. Utah Valley												
vs. Iona												
WNEU												
at Sacred Heart												
Bowling Green												
at Duke												
at Bryant												
Oakland												
at Wagner												
Marist												
at Boston College												
UMBC												
at Vermont												
at Maine												
UMass Lowell												
New Hampshire												
at UAlbany												
Binghamton												
at Stony Brook												
at UMBC												
Maine												
Vermont												
at New Hampshire												
at UMass Lowell												
at Binghamton												
UAlbany												
Stony Brook												
TOTALS		10	0-2	0-0	3-4	0-1-1	2	1	0	0	0	3

MARKS CAREER STATS

Year	G-GS	MIN	FGM-A	PCT	3FGM-A	PCT	FT-A	PCT	O-D-REB	AVG	A	TO	B	S	PTS	AVG
18-19	3-0	10	0-2	.000	0-1	.000	3-4	.750	0-1-1	0.3	1	0	0	0	3	1.0
TOT	3-0	10	0-2	.000	0-1	.000	3-4	.750	0-1-1	0.3	1	0	0	0	3	1.0



HARTFORD MEN'S BASKETBALL

GAME 06: vs. IONA

1 zach BROWN

SO » F » 6-6 » 190
**PRINCETON,
NEW JERSEY**



TOP PERFORMANCES

POINTS

Season --

Career --

REBOUNDS

Season --

Career --

FG MADE

Season --

Career --

FG ATTEMPTS

Season --

Career --

3FG MADE

Season --

Career --

3FG ATTEMPTS

Season --

Career --

FT MADE

Season --

Career --

FT ATTEMPTS

Season --

Career --

ASSISTS

Season --

Career --

STEALS

Season --

Career --

BLOCKS

Season --

Career --

MINUTES

Season 0+, at Utah State (11/9/18)

Career 0+, at Utah State (11/9/18)

PRODUCTION TRACKER

	SEASON	CAREER
DOUBLE FIGURE SCORING	--	--
20+ POINTS	--	--
DOUBLE FIGURE REBOUND	--	--
DOUBLE DOUBLES	--	--
5+ ASSISTS	--	--
TEAM LEADER/SCORING	--	--
TEAM LEADER/REBOUNDS	--	--
TEAM LEADER/ASSISTS	--	--
TEAM LEADER/STEALS	--	--
TEAM LEADER/BLOCKS	--	--

- Made collegiate debut at Utah State (Nov. 9)
-

GAME-BY-GAME STATISTICS

Opp.	GS	Min	FG-FGA	3FG-FGA	FT-FTA	O-D-REB	PF	A	TO	Blk	Stl	Pts
CCSU												
at Utah State		0+	0-0	0-0	0-0	0-0-0	1	0	0	0	0	0
at Mississippi State												
at Quinnipiac												
vs. Utah Valley												
vs. Iona												
WNEU												
at Sacred Heart												
Bowling Green												
at Duke												
at Bryant												
Oakland												
at Wagner												
Marist												
at Boston College												
UMBC												
at Vermont												
at Maine												
UMass Lowell												
New Hampshire												
at UAlbany												
Binghamton												
at Stony Brook												
at UMBC												
Maine												
Vermont												
at New Hampshire												
at UMass Lowell												
at Binghamton												
UAlbany												
Stony Brook												
TOTALS		0+	0-0	0-0	0-0	0-0-0	1	0	0	0	0	0

BROWN CAREER STATS

Year	G-GS	MIN	FGM-A	PCT	3FGM-A	PCT	FT-A	PCT	O-D-REB	AVG	A	TO	B	S	PTS	AVG
18-19	1-0	0+	0-0	.000	0-0	.000	0-0	.000	0-0-0	0.0	0	0	0	0	0	0.0
TOT	1-0	0+	0-0	.000	0-0	.000	0-0	.000	0-0-0	0.0	0	0	0	0	0	0.0



HARTFORD MEN'S BASKETBALL

GAME 06: vs. IONA

3 romain BOXUS

JR » G/F » 6-6 » 210

HANEFFE,
BELGIUM



TOP PERFORMANCES

POINTS

Season 3, vs. Utah Valley (11/19/18)
Career 3, vs. Utah Valley (11/19/18)

REBOUNDS

Season 2, vs. Utah Valley (11/19/18)
Career 2, vs. Utah Valley (11/19/18)

FG MADE

Season 1, vs. Utah Valley (11/19/18)
Career 1, vs. Utah Valley (11/19/18)

FG ATTEMPTS

Season 2, vs. Utah Valley (11/19/18)
Career 2, vs. Utah Valley (11/19/18)

3FG MADE

Season 1, vs. Utah Valley (11/19/18)
Career 1, vs. Utah Valley (11/19/18)

3FG ATTEMPTS

Season 2, vs. Utah Valley (11/19/18)
Career 2, vs. Utah Valley (11/19/18)

FT MADE

Season --
Career --

FT ATTEMPTS

Season --
Career --

ASSISTS

Season 2, vs. Utah Valley (11/19/18)
Career 2, vs. Utah Valley (11/19/18)

STEALS

Season --
Career --

BLOCKS

Season --
Career --

MINUTES

Season 12, vs. Utah Valley (11/19/18)
Career 12, vs. Utah Valley (11/19/18)

PRODUCTION TRACKER

	SEASON	CAREER
DOUBLE FIGURE SCORING	--	--
20+ POINTS	--	--
DOUBLE FIGURE REBOUND	--	--
DOUBLE DOUBLES	--	--
5+ ASSISTS	--	--
TEAM LEADER/SCORING	--	--
TEAM LEADER/REBOUNDS	--	--
TEAM LEADER/ASSISTS	--	--
TEAM LEADER/STEALS	--	--
TEAM LEADER/BLOCKS	--	--

- Missed the first four games of the season with a wrist injury
- Knocked down a three for first points in Hartford debut vs. Utah Valley, adding two rebounds and a pair of assists in 12 minutes (Nov. 19)
-

GAME-BY-GAME STATISTICS

Opp.	GS	Min	FG-FGA	3FG-FGA	FT-FTA	O-D-REB	PF	A	TO	Blk	Stl	Pts
CCSU												
at Utah State												
at Mississippi State												
at Quinnipiac												
vs. Utah Valley	12		1-2	1-2	0-0	1-1-2	4	2	0	0	0	3
vs. Iona												
WNEU												
at Sacred Heart												
Bowling Green												
at Duke												
at Bryant												
Oakland												
at Wagner												
Marist												
at Boston College												
UMBC												
at Vermont												
at Maine												
UMass Lowell												
New Hampshire												
at UAlbany												
Binghamton												
at Stony Brook												
at UMBC												
Maine												
Vermont												
at New Hampshire												
at UMass Lowell												
at Binghamton												
UAlbany												
Stony Brook												
TOTALS	12		1-2	1-2	0-0	1-1-2	4	2	0	0	0	3

BOXUS CAREER STATS

Year	G-GS	MIN	FGM-A	PCT	3FGM-A	PCT	FT-A	PCT	O-D-REB	AVG	A	TO	B	S	PTS	AVG
18-19	1-0	12	1-2	.500	1-2	.500	0-0	.000	1-1-2	2.0	2	0	0	0	3	3.0
TOT	1-0	12	1-2	.500	1-2	.500	0-0	.000	1-1-2	2.0	2	0	0	0	3	3.0



HARTFORD MEN'S BASKETBALL

GAME 06: vs. IONA

4 george BLAGOJEVIC

SR » F » 6-8 » 210

GEELONG,
AUSTRALIA



TOP PERFORMANCES

POINTS

Season 19, vs. CCSU (11/6/18)
Career 24, vs. St. Francis (11/29/15)

REBOUNDS

Season 13, at Quinnipiac (11/15/18)
Career 13, at Quinnipiac (11/15/18)

FG MADE

Season 8, vs. CCSU (11/6/18)
Career 9, vs. St. Francis (11/29/15)

FG ATTEMPTS

Season 14, at Utah State (11/9/18)
Career 15, 3x, last - at UMass Lowell (1/6/16)

3FG MADE

Season 1, 2x, last - vs. Utah Valley (11/19/18)
Career 4, vs. UMBC (2/17/16)

3FG ATTEMPTS

Season 3, 2x, last - vs. Utah Valley (11/19/18)
Career 6, 2x, last - at Stony Brook (2/8/16)

FT MADE

Season 3, 2x, last - at Quinnipiac (11/15/18)
Career 7, vs. UMBC (2/17/16)

FT ATTEMPTS

Season 9, at Quinnipiac (11/15/18)
Career 12, vs. St. Francis (11/29/15)

ASSISTS

Season 4, vs. CCSU (11/6/18)
Career 4, 3x, last - vs. UMass Lowell (1/10/18)

STEALS

Season 3, vs. CCSU (11/6/18)
Career 3, 5x, last - vs. CCSU (11/6/18)

BLOCKS

Season 3, vs. CCSU (11/6/18)
Career 3, vs. CCSU (11/6/18)

MINUTES

Season 38, 2x, last - at Quinnipiac (11/15/18)
Career 38, 2x, last - at Quinnipiac (11/15/18)

PRODUCTION TRACKER

	SEASON	CAREER
DOUBLE FIGURE SCORING	4	23
20+ POINTS	--	3
DOUBLE FIGURE REBOUND	1	3
DOUBLE DOUBLES	1	1
5+ ASSISTS	--	--
TEAM LEADER/SCORING	1	6
TEAM LEADER/REBOUNDS	2	15
TEAM LEADER/ASSISTS	1	5
TEAM LEADER/STEALS	1	18
TEAM LEADER/BLOCKS	2	21

- Scored a team-high 19 points on 8-of-10 shooting from the field against CCSU, while also leading the team with six rebounds, four assists, three steals and a career-high three blocks (Nov. 6)
- Rejected a game-best two blocks and scored in double figures for the second-straight game (14 points) at Utah State (Nov. 9)
- Recorded first career double-double — and the first for a Hawk this season — at Quinnipiac, scoring 11 points while pulling down a career-high 13 rebounds (Nov. 15)
- Recorded 14 points and seven rebounds vs. Utah Valley (Nov. 19)
-

GAME-BY-GAME STATISTICS

Opp.	GS	Min	FG-FGA	3FG-FGA	FT-FTA	O-D-REB	PF	A	TO	Blk	Stl	Pts
CCSU	*	38	8-10	0-1	3-6	4-2-6	4	4	5	3	3	19
at Utah State	*	32	6-14	1-3	1-2	3-3-6	5	1	1	2	1	14
at Mississippi State	*	34	3-6	0-0	0-0	4-4-8	3	1	5	0	1	6
at Quinnipiac	*	38	4-8	0-2	3-9	6-7-13	2	0	2	0	1	11
vs. Utah Valley	*	34	6-13	1-3	1-2	1-6-7	5	1	3	0	2	14
vs. Iona												
WNEU												
at Sacred Heart												
Bowling Green												
at Duke												
at Bryant												
Oakland												
at Wagner												
Marist												
at Boston College												
UMBC												
at Vermont												
at Maine												
UMass Lowell												
New Hampshire												
at UAlbany												
Binghamton												
at Stony Brook												
at UMBC												
Maine												
Vermont												
at New Hampshire												
at UMass Lowell												
at Binghamton												
UAlbany												
Stony Brook												
TOTALS	5	176	27-51	2-9	8-19	18-22-40	19	7	16	5	8	64

BLAGOJEVIC CAREER STATS

Year	G-GS	MIN	FGM-A	PCT	3FGM-A	PCT	FT-A	PCT	O-D-REB	AVG	A	TO	B	S	PTS	AVG
15-16	31-26	814	104-253	.411	33-92	.359	54-80	.675	37-91-128	4.1	46	66	15	24	295	9.5
16-17	31-8	555	60-151	.397	2-36	.056	15-30	.500	27-65-92	3.0	21	39	6	18	137	4.4
17-18	32-0	564	60-116	.517	2-11	.182	23-40	.575	36-81-117	3.7	39	32	10	18	145	4.5
18-19	5-5	176	27-51	.529	2-9	.222	8-19	.421	18-22-40	8.0	7	16	5	8	64	12.8
TOT	99-39	2,109	250-570	.439	38-147	.259	100-169	.592	118-259-377	3.8	113	153	36	68	638	6.4



HARTFORD MEN'S BASKETBALL

GAME 06: vs. IONA

²
5 john
CARROLL

R-SR » F » 6-8 » 220
DUBLIN,
IRELAND



TOP PERFORMANCES

POINTS

Season 22, at Quinnipiac (11/15/18)
Career 26, vs. CCSU (11/10/17)

REBOUNDS

Season 8, at Quinnipiac (11/15/18)
Career 15, at Binghamton (2/24/18)

FG MADE

Season 8, at Quinnipiac (11/15/18)
Career 9, 4x, last - vs. UMass Lowell (1/10/18)

FG ATTEMPTS

Season 15, at Mississippi St. (11/11/18)
Career 16, 4x, last - vs. UMass Lowell (1/10/18)

3FG MADE

Season 2, 3x, last - at Quinnipiac (11/15/18)
Career 3, vs. Binghamton (1/13/18)

3FG ATTEMPTS

Season 5, 2x, last - at Mississippi St. (11/11/18)
Career 5 (2x), last - at Utah State (11/9/18)

FT MADE

Season 6, at Utah State (11/9/18)
Career 11, vs. New Hampshire (3/3/18)

FT ATTEMPTS

Season 8, 2x, last - at Quinnipiac (11/15/18)
Career 13, 2x, last - vs. New Hampshire (3/3/18)

ASSISTS

Season 4, 2x, last - at Mississippi St. (11/11/18)
Career 6, at FIU (12/22/17)

STEALS

Season 1, 2x, last - vs. Utah Valley (11/19/18)
Career 3, vs. UMass Lowell (1/10/18)

BLOCKS

Season 1, at Mississippi St. (11/11/18)
Career 3, 2x, at Vermont (2/18/18)

MINUTES

Season 40, at Mississippi St. (11/11/18)
Career 40, at Mississippi St. (11/11/18)

PRODUCTION TRACKER

	SEASON	CAREER
DOUBLE FIGURE SCORING	4	49
20+ POINTS	1	8
DOUBLE FIGURE REBOUND	--	8
DOUBLE DOUBLES	--	7
5+ ASSISTS	--	7
TEAM LEADER/SCORING	2	20
TEAM LEADER/REBOUNDS	3	31
TEAM LEADER/ASSISTS	2	14
TEAM LEADER/STEALS	--	7
TEAM LEADER/BLOCKS	1	18

- 2018 America East Preseason All-Conference
- Scored 11 points and grabbed a team-high six rebounds in season opener vs. CCSU (Nov. 6)
- Led team with 16 points, adding a season-best four assists at Utah State (Nov. 9)
- Had 16 points at No. 18 Mississippi State, adding a season-best four assists in a career-high 40 minutes (Nov. 11)
- Scored a game- and season-best 22 points at Quinnipiac, adding a season-high eight rebounds (Nov. 15)
- Saw 16-game double-figure streak come to an end vs. Utah Valley (Nov. 19), finishing with nine points and nine boards
-

GAME-BY-GAME STATISTICS

Opp.	GS	Min	FG-FGA	3FG-FGA	FT-FTA	O-D-REB	PF	A	TO	Blk	Stl	Pts
CCSU	*	28	4-9	2-4	1-2	3-3-6	1	1	2	0	0	11
at Utah State	*	26	4-10	2-5	6-8	4-3-7	4	4	2	0	1	16
at Mississippi State	*	40	6-15	1-5	3-3	1-2-3	1	4	5	1	0	16
at Quinnipiac	*	34	8-13	2-3	4-8	1-7-8	0	3	6	0	0	22
vs. Utah Valley	*	37	4-11	0-2	1-2	2-7-9	3	2	4	0	1	9
vs. Iona												
WNEU												
at Sacred Heart												
Bowling Green												
at Duke												
at Bryant												
Oakland												
at Wagner												
Marist												
at Boston College												
UMBC												
at Vermont												
at Maine												
UMass Lowell												
New Hampshire												
at UAlbany												
Binghamton												
at Stony Brook												
at UMBC												
Maine												
Vermont												
at New Hampshire												
at UMass Lowell												
at Binghamton												
UAlbany												
Stony Brook												
TOTALS	5	165	26-58	7-19	15-23	11-22-33	9	14	19	1	2	74

CARROLL CAREER STATS

Year	G-GS	MIN	FGM-A	PCT	3FGM-A	PCT	FT-A	PCT	O-D-REB	AVG	A	TO	B	S	PTS	AVG
14-15	30-7	450	64-174	.368	6-20	.300	59-88	.670	43-55-98	3.3	8	35	5	6	193	6.4
15-16	5-5	123	21-54	.389	2-8	.250	12-17	.706	9-19-28	5.6	10	8	3	1	56	11.2
16-17	23-7	488	55-147	.374	2-19	.105	36-62	.581	31-71-102	4.4	39	45	10	9	148	6.4
17-18	33-32	1,038	174-371	.469	20-66	.303	133-186	.715	56-156-212	6.4	80	67	30	18	501	15.2
18-19	5-5	165	26-58	.448	7-19	.368	15-23	.652	11-22-33	6.6	14	19	1	2	74	14.8
TOT	96-66	2,264	340-804	.423	37-132	.280	255-376	.678	150-323-473	4.9	151	174	49	36	972	10.1



HARTFORD MEN'S BASKETBALL

GAME 06: vs. IONA

**10 nikola
COLOVIC**

R-SO » F » 6-10 » 225
**BELGRADE,
SERBIA**



TOP PERFORMANCES

POINTS

Season --
Career 4, vs. CCSU (11/11/16)

REBOUNDS

Season --
Career 1, 7x, last - at New Hampshire (1/31/18)

FG MADE

Season --
Career 2, vs. CCSU (11/11/16)

FG ATTEMPTS

Season --
Career 3, vs. CCSU (11/11/16)

3FG MADE

Season --
Career --

3FG ATTEMPTS

Season --
Career --

FT MADE

Season --
Career 2, 2x, last - at Quinnipiac (12/7/16)

FT ATTEMPTS

Season --
Career 2, 2x, last - vs. Quinnipiac (12/7/16)

ASSISTS

Season --
Career --

STEALS

Season --
Career 1, vs. Rider (11/16/16)

BLOCKS

Season --
Career 1, vs. Appalachian St. (11/23/16)

MINUTES

Season --
Career 7, vs. CCSU (11/11/16)

PRODUCTION TRACKER

	SEASON	CAREER
DOUBLE FIGURE SCORING	--	--
20+ POINTS	--	--
DOUBLE FIGURE REBOUND	--	--
DOUBLE DOUBLES	--	--
5+ ASSISTS	--	--
TEAM LEADER/SCORING	--	--
TEAM LEADER/REBOUNDS	--	--
TEAM LEADER/ASSISTS	--	--
TEAM LEADER/STEALS	--	--
TEAM LEADER/BLOCKS	--	--

- Missed the CCSU (Nov. 6), Utah State (Nov. 9) and Mississippi State (Nov. 11) games with an injury
-

GAME-BY-GAME STATISTICS

Opp.	GS	Min	FG-FGA	3FG-FGA	FT-FTA	O-D-REB	PF	A	TO	Blk	Stl	Pts
CCSU												DID NOT DRESS - INJURY
at Utah State												DID NOT DRESS - INJURY
at Mississippi State												DID NOT DRESS - INJURY
at Quinnipiac												DID NOT PLAY - COACH'S DECISION
vs. Utah Valley												DID NOT PLAY - COACH'S DECISION
vs. Iona												
WNEU												
at Sacred Heart												
Bowling Green												
at Duke												
at Bryant												
Oakland												
at Wagner												
Marist												
at Boston College												
UMBC												
at Vermont												
at Maine												
UMass Lowell												
New Hampshire												
at UAlbany												
Binghamton												
at Stony Brook												
at UMBC												
Maine												
Vermont												
at New Hampshire												
at UMass Lowell												
at Binghamton												
UAlbany												
Stony Brook												

TOTALS

COLOVIC CAREER STATS

Year	G-GS	MIN	FGM-A	PCT	3FGM-A	PCT	FT-A	PCT	O-D-REB	AVG	A	TO	B	S	PTS	AVG
16-17	7-0	31	4-7	.571	0-0-0	.000	4-5	.800	2-3-5	0.7	0	3	1	1	12	1.7
17-18	5-0	9	0-0	.000	0-0	.000	0-1	.000	0-2-2	0.4	0	0	0	0	0	0.0
18-19																
TOT	12-0	40	4-7	.571	0-0	.000	4-6	.667	2-5-7	0.6	0	3	1	1	12	1.0



HARTFORD MEN'S BASKETBALL

GAME 06: vs. IONA

11 darius KINNEL

FR » G » 6-0 » 190
BLACKWOOD,
NEW JERSEY



TOP PERFORMANCES

POINTS

Season --

Career --

REBOUNDS

Season --

Career --

FG MADE

Season --

Career --

FG ATTEMPTS

Season --

Career --

3FG MADE

Season --

Career --

3FG ATTEMPTS

Season --

Career --

FT MADE

Season --

Career --

FT ATTEMPTS

Season --

Career --

ASSISTS

Season --

Career --

STEALS

Season --

Career --

BLOCKS

Season --

Career --

MINUTES

Season 3, at Utah State (11/9/18)

Career 3, at Utah State (11/9/18)

PRODUCTION TRACKER

	SEASON	CAREER
DOUBLE FIGURE SCORING	--	1
20+ POINTS	--	--
DOUBLE FIGURE REBOUND	--	--
DOUBLE DOUBLES	--	--
5+ ASSISTS	--	1
TEAM LEADER/SCORING	--	--
TEAM LEADER/REBOUNDS	--	--
TEAM LEADER/ASSISTS	--	9
TEAM LEADER/STEALS	--	11
TEAM LEADER/BLOCKS	--	--

- Made collegiate debut at Utah State, logging three minutes (Nov. 9)
-

GAME-BY-GAME STATISTICS

Opp.	GS	Min	FG-FGA	3FG-FGA	FT-FTA	O-D-REB	PF	A	TO	Blk	Stl	Pts
CCSU												
at Utah State		3	0-0	0-0	0-0	0-0-0	0	0	1	0	0	0
at Mississippi State												
at Quinnipiac												
vs. Utah Valley												
vs. Iona												
WNEU												
at Sacred Heart												
Bowling Green												
at Duke												
at Bryant												
Oakland												
at Wagner												
Marist												
at Boston College												
UMBC												
at Vermont												
at Maine												
UMass Lowell												
New Hampshire												
at UAlbany												
Binghamton												
at Stony Brook												
at UMBC												
Maine												
Vermont												
at New Hampshire												
at UMass Lowell												
at Binghamton												
UAlbany												
Stony Brook												
TOTALS		3	0-0	0-0	0-0	0-0-0	0	0	1	0	0	

KINNEL CAREER STATS

Year	G-GS	MIN	FGM-A	PCT	3FGM-A	PCT	FT-A	PCT	O-D-REB	AVG	A	TO	B	S	PTS	AVG
18-19	1-0	3	0-0	.000	0-0	.000	0-0	.000	0-0-0	0.0	0	1	0	0	0	0.0
TOT	1-0	3	0-0	.000	0-0	.000	0-0	.000	0-0-0	0.0	0	1	0	0	0	0.0



HARTFORD MEN'S BASKETBALL

GAME 06: vs. IONA

12 jason DUNNE

SR » G » 6-4 » 185
MATAWAN,
NEW JERSEY



TOP PERFORMANCES

POINTS

Season 17, at Mississippi St. (11/11/18)
Career 36, vs. Bryant (11/24/17)

REBOUNDS

Season 9, at Mississippi St. (11/11/18)
Career 10, vs. Appalachian St. (11/23/16)

FG MADE

Season 6, 2x, last - at Mississippi St. (11/11/18)
Career 13, vs. Bryant (11/24/17)

FG ATTEMPTS

Season 12, vs. Utah Valley (11/19/18)
Career 20, 3x, last - at UMass Lowell (1/27/18)

3FG MADE

Season 4, vs. CCSU (11/6/18)
Career 8, vs. Bryant (11/24/17)

3FG ATTEMPTS

Season 7, 2x, last - at Utah State (11/9/18)
Career 15, at UMass Lowell (1/27/18)

FT MADE

Season 2, 2x, last - at Mississippi St. (11/11/18)
Career 8, vs. Binghamton (2/22/17)

FT ATTEMPTS

Season 2, 4x, last - vs. Utah Valley (11/19/18)
Career 8, 2x, last - at UAlbany (3/1/7)

ASSISTS

Season 4, at Mississippi St. (11/11/18)
Career 5, 6x, last - at San Diego (3/12/18)

STEALS

Season 3, at Utah State (11/9/18)
Career 5, vs. Navy (12/22/16)

BLOCKS

Season 1, at Quinnipiac (11/15/18)
Career 2, at CCSU (11/11/16)

MINUTES

Season 40, at Mississippi St. (11/11/18)
Career 42, vs. Niagara (11/15/16)

PRODUCTION TRACKER

	SEASON	CAREER
DOUBLE FIGURE SCORING	3	53
20+ POINTS	--	15
DOUBLE FIGURE REBOUND	--	1
DOUBLE DOUBLES	--	1
5+ ASSISTS	--	5
TEAM LEADER/SCORING	2	21
TEAM LEADER/REBOUNDS	1	9
TEAM LEADER/ASSISTS	1	23
TEAM LEADER/STEALS	1	21
TEAM LEADER/BLOCKS	1	10

- 2018 America East Preseason All-Conference
- Knocked down four three-pointers for 13 points in season debut vs. CCSU (Nov. 6)
- Led the team with 16 points and three steals at Utah State (Nov. 9)
- Recorded team- and season-bests in points (17), rebounds (9) and assists (4) at No. 18 Mississippi State (Nov. 11)
-

GAME-BY-GAME STATISTICS

Opp.	GS	Min	FG-FGA	3FG-FGA	FT-FTA	O-D-REB	PF	A	TO	Blk	Stl	Pts
CCSU	*	30	4-11	4-7	1-2	1-2-3	4	1	6	0	1	13
at Utah State	*	36	6-15	2-7	2-2	0-3-3	2	1	1	0	3	16
at Mississippi State	*	40	6-11	3-5	2-2	2-7-9	1	4	7	0	1	17
at Quinnipiac	*	37	2-9	1-6	2-2	1-2-3	2	3	5	1	0	7
vs. Utah Valley	*	34	2-12	1-8	1-2	2-0-2	3	2	1	0	1	6
vs. Iona												
WNEU												
at Sacred Heart												
Bowling Green												
at Duke												
at Bryant												
Oakland												
at Wagner												
Marist												
at Boston College												
UMBC												
at Vermont												
at Maine												
UMass Lowell												
New Hampshire												
at UAlbany												
Binghamton												
at Stony Brook												
at UMBC												
Maine												
Vermont												
at New Hampshire												
at UMass Lowell												
at Binghamton												
UAlbany												
Stony Brook												
TOTALS	5	177	20-58	11-33	8-10	6-14-20	12	11	20	1	6	59

DUNNE CAREER STATS

Year	G-GS	MIN	FGM-A	PCT	3FGM-A	PCT	FT-A	PCT	O-D-REB	AVG	A	TO	B	S	PTS	AVG
15-16	33-8	504	47-111	.423	12-64	.281	12-26	.462	24-61-85	2.6	15	15	8	11	124	3.8
16-17	31-27	1,009	141-349	.404	73-200	.365	69-88	.784	19-102-121	3.9	61	74	10	39	424	13.7
17-18	33-33	1172	169-406	.416	98-274	.358	54-72	.750	17-106-123	3.7	92	74	8	42	490	14.8
18-19	5-5	177	20-58	.345	11-33	.333	8-10	.800	6-14-20	4.0	11	20	1	6	59	11.8
TOT	102-73	2,862	374-915	.409	194-557	.348	150-197	.761	61-258-319	3.1	190	189	21	107	1092	10.7



HARTFORD MEN'S BASKETBALL

GAME 06: vs. IONA

13 j.r.
LYNCH

SR » G » 5-10 » 170

HOBOKEN,
NEW JERSEY



TOP PERFORMANCES

POINTS

Season 25, vs. Utah Valley (11/19/18)
Career 25, vs. Utah Valley (11/19/18)

REBOUNDS

Season 5, at Mississippi St. (11/11/18)
Career 10, vs. Miami [OH] (11/19/17)

FG MADE

Season 7, vs. Utah Valley (11/19/18)
Career 8, 3x, last - vs. UMass Lowell (1/10/18)

FG ATTEMPTS

Season 15, vs. Utah Valley (11/19/18)
Career 17, 2x, last - vs. UAlbany (2/11/18)

3FG MADE

Season 5, vs. Utah Valley (11/19/18)
Career 5, 2x, last - vs. Utah Valley (11/19/18)

3FG ATTEMPTS

Season 11, vs. Utah Valley (11/19/18)
Career 11, vs. Utah Valley (11/19/18)

FT MADE

Season 6, vs. Utah Valley (11/19/18)
Career 11, vs. St. Francis (11/29/15)

FT ATTEMPTS

Season 6, vs. Utah Valley (11/19/18)
Career 11, vs. St. Francis (11/29/15)

ASSISTS

Season 8, at Quinnipiac (11/15/18)
Career 10, at Maine (1/18/18)

STEALS

Season 4, vs. Utah Valley (11/19/18)
Career 5, at Binghamton (2/24/18)

BLOCKS

Season --
Career 1, 3x, last - vs. Maine (2/15/18)

MINUTES

Season 40, 2x, last - vs. Utah Valley (11/19/18)
Career 43, 2x, last - vs. CCSU (11/10/17)

PRODUCTION TRACKER

	SEASON	CAREER
DOUBLE FIGURE SCORING	2	46
20+ POINTS	1	6
DOUBLE FIGURE REBOUND	--	1
DOUBLE DOUBLES	--	2
5+ ASSISTS	1	14
TEAM LEADER/SCORING	1	9
TEAM LEADER/REBOUNDS	--	5
TEAM LEADER/ASSISTS	3	34
TEAM LEADER/STEALS	3	34
TEAM LEADER/BLOCKS	--	2

- Dished out a game- and season-high eight assists at Quinnipiac (Nov. 15), also adding season-best numbers in points (11), rebounds (4) and steals (2)
- Had a career day vs. Utah Valley, knocking down five three-pointers and going 6-of-6 from the line for a career-high 25 points (Nov. 19)
-

GAME-BY-GAME STATISTICS

Opp.	GS	Min	FG-FGA	3FG-FGA	FT-FTA	O-D-REB	PF	A	TO	Blk	Stl	Pts
CCSU	*	40	2-13	0-5	4-4	2-2-4	4	4	1	0	1	8
at Utah State	*	28	2-7	1-3	2-2	1-3-4	3	3	2	0	0	7
at Mississippi State	*	39	3-9	0-4	3-4	1-4-5	2	2	2	0	2	9
at Quinnipiac	*	36	3-10	1-4	4-4	0-4-4	3	8	1	0	2	11
vs. Utah Valley	*	40	7-15	5-11	6-6	1-1-2	0	4	3	0	4	25
vs. Iona												
WNEU												
at Sacred Heart												
Bowling Green												
at Duke												
at Bryant												
Oakland												
at Wagner												
Marist												
at Boston College												
UMBC												
at Vermont												
at Maine												
UMass Lowell												
New Hampshire												
at UAlbany												
Binghamton												
at Stony Brook												
at UMBC												
Maine												
Vermont												
at New Hampshire												
at UMass Lowell												
at Binghamton												
UAlbany												
Stony Brook												
TOTALS	5	183	17-54	7-27	19-20	5-14-19	12	21	9	0	9	60

LYNCH CAREER STATS

Year	G-GS	MIN	FGM-A	PCT	3FGM-A	PCT	FT-A	PCT	O-D-REB	AVG	A	TO	B	S	PTS	AVG
15-16	32-23	620	55-128	.430	23-68	.338	33-44	.750	6-43-49	1.5	32	26	1	24	166	5.2
16-17	32-31	1,022	86-209	.411	43-103	.417	42-51	.824	11-68-79	2.5	88	44	0	34	257	8.0
17-18	33-33	1,190	154-361	.427	51-141	.362	83-100	.830	11-132-143	4.3	126	80	2	48	442	13.4
18-19	5-5	183	17-54	.315	7-27	.259	19-20	.950	5-14-19	3.8	21	9	0	9	60	12.0
TOT	102-92	3,015	312-751	.415	124-339	.366	177-215	.823	33-257-290	2.8	269	159	3	115	925	9.1



HARTFORD MEN'S BASKETBALL

GAME 06: vs. IONA

15 eddie
DAVIS III

GR » F » 6-7 » 250
LAS VEGAS,
NEVADA



TOP PERFORMANCES

POINTS

Season 6, at Utah State (11/9/18)
Career 6, at Utah State (11/9/18)

REBOUNDS

Season 2, at Utah State (11/9/18)
Career 2, at Utah State (11/9/18)

FG MADE

Season 2, 2x, last - at Mississippi St. (11/11/18)
Career 2, 2x, last - at Mississippi St. (11/11/18)

FG ATTEMPTS

Season 4, at Mississippi St. (11/11/18)
Career 4, at Mississippi St. (11/11/18)

3FG MADE

Season 2, at Utah State (11/9/18)
Career 2, at Utah State (11/9/18)

3FG ATTEMPTS

Season 3, 2x, last - at Mississippi St. (11/11/18)
Career 3, 2x, last - at Mississippi St. (11/11/18)

FT MADE

Season --
Career --

FT ATTEMPTS

Season --
Career --

ASSISTS

Season 1, at Mississippi St. (11/11/18)
Career 1, at Mississippi St. (11/11/18)

STEALS

Season 1, at Mississippi St. (11/11/18)
Career 1, at Mississippi St. (11/11/18)

BLOCKS

Season 1, 2x, last - at Utah State (11/9/18)
Career 1, 2x, last - at Utah State (11/9/18)

MINUTES

Season 9, vs. CCSU (11/6/18)
Career 9, vs. CCSU (11/6/18)

PRODUCTION TRACKER

	SEASON	CAREER
DOUBLE FIGURE SCORING	--	--
20+ POINTS	--	--
DOUBLE FIGURE REBOUND	--	--
DOUBLE DOUBLES	--	--
5+ ASSISTS	--	--
TEAM LEADER/SCORING	--	--
TEAM LEADER/REBOUNDS	--	--
TEAM LEADER/ASSISTS	--	--
TEAM LEADER/STEALS	--	--
TEAM LEADER/BLOCKS	--	--

- Logged nine minutes in Hartford debut against CCSU, recording one block (Nov. 6)
- Went 2-of-3 from long range for six points at Utah State (Nov. 9)
- Recorded five points in 17 minutes, adding one assist and a steal at No. 18 Mississippi State (Nov. 11)
-

GAME-BY-GAME STATISTICS

Opp.	GS	Min	FG-FGA	3FG-FGA	FT-FTA	O-D-REB	PF	A	TO	Blk	Stl	Pts
CCSU		9	0-0	0-0	0-0	0-0-0	2	0	1	1	0	0
at Utah State		8	2-3	2-3	0-0	0-2-2	2	0	1	1	0	6
at Mississippi State		17	2-4	1-3	0-0	0-1-1	2	1	1	0	1	5
at Quinnipiac		8	1-2	1-2	0-0	0-1-1	0	0	0	0	0	3
vs. Utah Valley		7	0-1	0-1	0-0	0-1-1	1	0	1	0	0	0
vs. Iona												
WNEU												
at Sacred Heart												
Bowling Green												
at Duke												
at Bryant												
Oakland												
at Wagner												
Marist												
at Boston College												
UMBC												
at Vermont												
at Maine												
UMass Lowell												
New Hampshire												
at UAlbany												
Binghamton												
at Stony Brook												
at UMBC												
Maine												
Vermont												
at New Hampshire												
at UMass Lowell												
at Binghamton												
UAlbany												
Stony Brook												
TOTALS		49	5-10	4-9	0-0	0-5-5	7	1	4	2	1	14

DAVIS CAREER STATS

Year	G-GS	MIN	FGM-A	PCT	3FGM-A	PCT	FT-A	PCT	O-D-REB	AVG	A	TO	B	S	PTS	AVG
18-19	5-0	49	5-10	.500	4-9	.444	0-0	.000	0-5-5	1.0	1	4	2	1	14	2.8
TOT	5-0	49	5-10	.500	4-9	.444	0-0	.000	0-5-5	1.0	1	4	2	1	14	2.8



HARTFORD MEN'S BASKETBALL

GAME 06: vs. IONA

20 max
TWYMAN

R-SR » G » 6-5 » 200
RYE,
NEW YORK



TOP PERFORMANCES

POINTS

Season 5, 2x, last - at Quinnipiac (11/15/18)
Career 6, vs. UMBC (1/11/17)

REBOUNDS

Season 3, vs. CCSU (11/6/18)
Career 3, 3x, last - vs. CCSU (11/6/18)

FG MADE

Season 2, at Quinnipiac (11/15/18)
Career 2, 4x, last - at Quinnipiac (11/15/18)

FG ATTEMPTS

Season 3, 2x, last - at Quinnipiac (11/15/18)
Career 7, vs. UAlbany (1/28/17)

3FG MADE

Season 1, 3x, last - vs. Utah Valley (11/19/18)
Career 2, vs. UMBC (1/11/17)

3FG ATTEMPTS

Season 3, vs. CCSU (11/6/18)
Career 7, vs. UAlbany (1/28/17)

FT MADE

Season 2, 2x, last - at Utah State (11/9/18)
Career 2, 3x, last - at Utah State (11/9/18)

FT ATTEMPTS

Season 4, vs. CCSU (11/6/18)
Career 4, vs. CCSU (11/6/18)

ASSISTS

Season 1, 2x, last - vs. Utah Valley (11/19/18)
Career 3, vs. Sacred Heart (12/11/17)

STEALS

Season 1, at Quinnipiac (11/15/18)
Career 1, 5x, last - at Quinnipiac (11/15/18)

BLOCKS

Season --
Career 1, at UAlbany (2/25/17)

MINUTES

Season 16, vs. CCSU (11/6/18)
Career 18, at New Hampshire (2/18/17)

PRODUCTION TRACKER

	SEASON	CAREER
DOUBLE FIGURE SCORING	--	--
20+ POINTS	--	--
DOUBLE FIGURE REBOUND	--	--
DOUBLE DOUBLES	--	--
5+ ASSISTS	--	--
TEAM LEADER/SCORING	--	--
TEAM LEADER/REBOUNDS	--	--
TEAM LEADER/ASSISTS	--	2
TEAM LEADER/STEALS	--	--
TEAM LEADER/BLOCKS	--	--

- Knocked down a three and matched a career high in rebounds (3) in season debut against CCSU (Nov. 6)
- Scored five points to match a season high at Quinnipiac (Nov. 15)
-

GAME-BY-GAME STATISTICS

Opp.	GS	Min	FG-FGA	3FG-FGA	FT-FTA	O-D-REB	PF	A	TO	Blk	Stl	Pts
CCSU		16	1-3	1-3	2-4	0-3-3	1	0	0	0	0	5
at Utah State		10	1-1	0-0	2-2	0-1-1	1	1	1	0	0	4
at Mississippi State		0+	0-0	0-0	0-0	0-0-0	0	0	0	0	0	0
at Quinnipiac		15	2-3	1-1	0-0	0-0-0	1	0	0	0	1	5
vs. Utah Valley		9	1-2	1-1	0-0	0-1-1	0	1	1	0	0	3
vs. Iona												
WNEU												
at Sacred Heart												
Bowling Green												
at Duke												
at Bryant												
Oakland												
at Wagner												
Marist												
at Boston College												
UMBC												
at Vermont												
at Maine												
UMass Lowell												
New Hampshire												
at UAlbany												
Binghamton												
at Stony Brook												
at UMBC												
Maine												
Vermont												
at New Hampshire												
at UMass Lowell												
at Binghamton												
UAlbany												
Stony Brook												
TOTALS		50	5-9	3-5	4-6	0-5-5	3	2	2	0	1	17

TWYMAN CAREER STATS

Year	G-GS	MIN	FGM-A	PCT	3FGM-A	PCT	FT-A	PCT	O-D-REB	AVG	A	TO	B	S	PTS	AVG
16-17	25-1	162	11-35	.315	6-27	.222	3-4	.750	5-11-16	0.6	9	8	1	3	31	1.2
17-18	24-0	171	5-21	.238	4-16	.250	1-4	.250	5-12-17	0.7	5	4	0	1	15	0.6
18-19	5-0	50	5-9	.556	3-5	.600	4-6	.667	0-5-5	1.0	2	2	0	1	17	3.4
TOT	54-1	386	21-65	.323	13-48	.271	8-14	.571	10-28-38	0.7	16	14	1	5	63	1.2



HARTFORD MEN'S BASKETBALL

GAME 06: vs. IONA

21 **matt**
HOBBS

SO » G » 6-4 » 190
ANCHORAGE,
ALASKA



TOP PERFORMANCES

POINTS

Season --
Career --

REBOUNDS

Season --
Career --

FG MADE

Season --
Career --

FG ATTEMPTS

Season --
Career --

3FG MADE

Season --
Career --

3FG ATTEMPTS

Season --
Career --

FT MADE

Season --
Career --

FT ATTEMPTS

Season --
Career --

ASSISTS

Season --
Career --

STEALS

Season --
Career --

BLOCKS

Season --
Career --

MINUTES

Season --
Career --

PRODUCTION TRACKER

	SEASON	CAREER
DOUBLE FIGURE SCORING	--	--
20+ POINTS	--	--
DOUBLE FIGURE REBOUND	--	--
DOUBLE DOUBLES	--	--
5+ ASSISTS	--	--
TEAM LEADER/SCORING	--	--
TEAM LEADER/REBOUNDS	--	--
TEAM LEADER/ASSISTS	--	--
TEAM LEADER/STEALS	--	--
TEAM LEADER/BLOCKS	--	--

•
•

GAME-BY-GAME STATISTICS

Opp.	GS	Min	FG-FGA	3FG-FGA	FT-FTA	O-D-REB	PF	A	TO	Blk	Stl	Pts
CCSU												DID NOT PLAY - COACH'S DECISION
at Utah State												DID NOT PLAY - COACH'S DECISION
at Mississippi State												DID NOT PLAY - COACH'S DECISION
at Quinnipiac												DID NOT PLAY - COACH'S DECISION
vs. Utah Valley												
vs. Iona												
WNEU												
at Sacred Heart												
Bowling Green												
at Duke												
at Bryant												
Oakland												
at Wagner												
Marist												
at Boston College												
UMBC												
at Vermont												
at Maine												
UMass Lowell												
New Hampshire												
at UAlbany												
Binghamton												
at Stony Brook												
at UMBC												
Maine												
Vermont												
at New Hampshire												
at UMass Lowell												
at Binghamton												
UAlbany												
Stony Brook												

TOTALS

HOBBS CAREER STATS

Year	G-GS	MIN	FGM-A	PCT	3FGM-A	PCT	FT-A	PCT	O-D-REB	AVG	A	TO	B	S	PTS	AVG
18-19																

TOT



HARTFORD MEN'S BASKETBALL

GAME 06: vs. IONA

22 **travis**
WEATHERINGTON

SR » G » 6-2 » 215
PALM BEACH,
FLORIDA



TOP PERFORMANCES

POINTS

Season 12, vs. CCSU (11/6/18)
Career 34, vs. Binghamton (1/13/18)

REBOUNDS

Season 6, vs. CCSU (11/6/18)
Career 6, 2x, vs. CCSU (11/6/18)

FG MADE

Season 5, vs. CCSU (11/6/18)
Career 12, vs. Binghamton (1/13/18)

FG ATTEMPTS

Season 10, vs. CCSU (11/6/18)
Career 14, vs. Binghamton (1/13/18)

3FG MADE

Season 3, at Quinnipiac (11/15/18)
Career 10, vs. Binghamton (1/13/18)

3FG ATTEMPTS

Season 5, 2x, last - at Utah State (11/9/18)
Career 11, vs. Binghamton (1/13/18)

FT MADE

Season 3, vs. Utah Valley (11/19/18)
Career 3, 2x, last - vs. Utah Valley (11/19/18)

FT ATTEMPTS

Season 3, vs. Utah Valley (11/19/18)
Career 3, 2x, last - vs. Utah Valley (11/19/18)

ASSISTS

Season 2, at Utah State (11/9/18)
Career 4, vs. Boston College (12/2/17)

STEALS

Season 1, vs. CCSU (11/6/18)
Career 4, vs. UMBC (2/27/18)

BLOCKS

Season 1, 2x, last - at Quinnipiac (11/15/18)
Career 1, 3x, vs. CCSU (11/6/18)

MINUTES

Season 37, at Utah State (11/9/18)
Career 37, at Utah State (11/9/18)

PRODUCTION TRACKER

	SEASON	CAREER
DOUBLE FIGURE SCORING	1	13
20+ POINTS	--	2
DOUBLE FIGURE REBOUND	--	--
DOUBLE DOUBLES	--	--
5+ ASSISTS	--	--
TEAM LEADER/SCORING	--	2
TEAM LEADER/REBOUNDS	1	2
TEAM LEADER/ASSISTS	--	--
TEAM LEADER/STEALS	--	9
TEAM LEADER/BLOCKS	1	2

- Netted 12 points in the season opener vs. CCSU, adding a team-best six rebounds to match a career high (Nov. 6)
- Registered a career-high 37 minutes at Utah State (Nov. 9)
- Went 3-for-4 from long range at Quinnipiac, knocking down a key three in the closing minutes to finish with nine points (Nov. 15)

GAME-BY-GAME STATISTICS

Opp.	GS	Min	FG-FGA	3FG-FGA	FT-FTA	O-D-REB	PF	A	TO	Blk	Stl	Pts
CCSU	*	28	5-10	2-5	0-0	1-5-6	3	1	0	1	1	12
at Utah State	*	37	3-8	1-5	0-0	1-2-3	1	2	2	0	0	7
at Mississippi State	*	30	2-4	1-3	1-2	0-1-1	1	1	1	0	0	6
at Quinnipiac	*	22	3-5	3-4	0-0	1-3-4	4	0	1	1	0	9
vs. Utah Valley	*	27	1-6	0-4	3-3	0-4-4	2	0	1	0	0	5
vs. Iona												
WNEU												
at Sacred Heart												
Bowling Green												
at Duke												
at Bryant												
Oakland												
at Wagner												
Marist												
at Boston College												
UMBC												
at Vermont												
at Maine												
UMass Lowell												
New Hampshire												
at UAlbany												
Binghamton												
at Stony Brook												
at UMBC												
Maine												
Vermont												
at New Hampshire												
at UMass Lowell												
at Binghamton												
UAlbany												
Stony Brook												
TOTALS	5	144	14-33	7-21	4-5	3-15-18	11	4	5	2	1	39

WEATHERINGTON CAREER STATS

Year	G-GS	MIN	FGM-A	PCT	3FGM-A	PCT	FT-A	PCT	O-D-REB	AVG	A	TO	B	S	PTS	AVG
17-18	33-24	877	103-214	.481	59-140	.421	18-20	.900	17-71-88	2.7	37	48	2	30	283	8.6
18-19	5-5	144	14-33	.424	7-21	.333	4-5	.800	3-15-18	3.6	4	5	2	1	39	7.8
TOT	38-29	1,021	117-247	.474	66-161	.410	22-25	.880	20-86-106	2.8	41	53	4	31	322	8.5



HARTFORD MEN'S BASKETBALL

GAME 06: vs. IONA

23 **michael**
DUNNE

FR » G » 6-0 » 180

MATAWAN,
NEW JERSEY



TOP PERFORMANCES

POINTS

Season --

Career --

REBOUNDS

Season --

Career --

FG MADE

Season --

Career --

FG ATTEMPTS

Season --

Career --

3FG MADE

Season --

Career --

3FG ATTEMPTS

Season --

Career --

FT MADE

Season --

Career --

FT ATTEMPTS

Season --

Career --

ASSISTS

Season --

Career --

STEALS

Season --

Career --

BLOCKS

Season --

Career --

MINUTES

Season --

Career --

PRODUCTION TRACKER

	SEASON	CAREER
DOUBLE FIGURE SCORING	--	--
20+ POINTS	--	--
DOUBLE FIGURE REBOUND	--	--
DOUBLE DOUBLES	--	--
5+ ASSISTS	--	--
TEAM LEADER/SCORING	--	--
TEAM LEADER/REBOUNDS	--	--
TEAM LEADER/ASSISTS	--	--
TEAM LEADER/STEALS	--	--
TEAM LEADER/BLOCKS	--	--

-
-

GAME-BY-GAME STATISTICS

Opp.	GS	Min	FG-FGA	3FG-FGA	FT-FTA	O-D-REB	PF	A	TO	Blk	Stl	Pts
CCSU												DID NOT PLAY - COACH'S DECISION
at Utah State												DID NOT PLAY - COACH'S DECISION
at Mississippi State												DID NOT PLAY - COACH'S DECISION
at Quinnipiac												DID NOT PLAY - COACH'S DECISION
vs. Utah Valley												DID NOT PLAY - COACH'S DECISION
vs. Iona												
WNEU												
at Sacred Heart												
Bowling Green												
at Duke												
at Bryant												
Oakland												
at Wagner												
Marist												
at Boston College												
UMBC												
at Vermont												
at Maine												
UMass Lowell												
New Hampshire												
at UAlbany												
Binghamton												
at Stony Brook												
at UMBC												
Maine												
Vermont												
at New Hampshire												
at UMass Lowell												
at Binghamton												
UAlbany												
Stony Brook												

TOTALS

DUNNE CAREER STATS

Year	G-GS	MIN	FGM-A	PCT	3FGM-A	PCT	FT-A	PCT	O-D-REB	AVG	A	TO	B	S	PTS	AVG
18-19																

TOT



HARTFORD MEN'S BASKETBALL

GAME 06: vs. IONA

25 d.j. MITCHELL

FR » G » 6-0 » 155
ENGLEWOOD CLIFFS,
NEW JERSEY



TOP PERFORMANCES

POINTS

Season --

Career --

REBOUNDS

Season 1, at Quinnipiac (11/15/18)

Career 1, at Quinnipiac (11/15/18)

FG MADE

Season --

Career --

FG ATTEMPTS

Season 4, at Utah State (11/9/18)

Career 4, at Utah State (11/9/18)

3FG MADE

Season --

Career --

3FG ATTEMPTS

Season 2, at Utah State (11/9/18)

Career 2, at Utah State (11/9/18)

FT MADE

Season --

Career --

FT ATTEMPTS

Season --

Career --

ASSISTS

Season 1, at Utah State (11/9/18)

Career 1, at Utah State (11/9/18)

STEALS

Season --

Career --

BLOCKS

Season --

Career --

MINUTES

Season 13, at Utah State (11/9/18)

Career 13, at Utah State (11/9/18)

PRODUCTION TRACKER

	SEASON	CAREER
DOUBLE FIGURE SCORING	--	--
20+ POINTS	--	--
DOUBLE FIGURE REBOUND	--	--
DOUBLE DOUBLES	--	--
5+ ASSISTS	--	--
TEAM LEADER/SCORING	--	--
TEAM LEADER/REBOUNDS	--	--
TEAM LEADER/ASSISTS	--	--
TEAM LEADER/STEALS	--	--
TEAM LEADER/BLOCKS	--	--

- Logged nine minutes in collegiate debut against CCSU (Nov. 6)
- Handed out first career assist at Utah State, logging nine minutes (Nov. 9)
- Grabbed first career rebound at Quinnipiac (Nov. 15)
-

GAME-BY-GAME STATISTICS

Opp.	GS	Min	FG-FGA	3FG-FGA	FT-FTA	O-D-REB	PF	A	TO	Blk	Stl	Pts
CCSU		9	0-1	0-0	0-0	0-0-0	1	0	0	0	0	0
at Utah State		13	0-4	0-2	0-0	0-0-0	1	1	1	0	0	0
at Mississippi State												
DID NOT PLAY - COACH'S DECISION												
at Quinnipiac		8	0-0	0-0	0-0	0-1-1	0	0	0	0	0	0
vs. Utah Valley		0+	0-0	0-0	0-0	0-0-0	0	0	0	0	0	0
vs. Iona												
WNEU												
at Sacred Heart												
Bowling Green												
at Duke												
at Bryant												
Oakland												
at Wagner												
Marist												
at Boston College												
UMBC												
at Vermont												
at Maine												
UMass Lowell												
New Hampshire												
at UAlbany												
Binghamton												
at Stony Brook												
at UMBC												
Maine												
Vermont												
at New Hampshire												
at UMass Lowell												
at Binghamton												
UAlbany												
Stony Brook												
TOTALS		30	0-5	0-2	0-0	0-1-1	2	1	1	0	0	0

MITCHELL CAREER STATS

Year	G-GS	MIN	FGM-A	PCT	3FGM-A	PCT	FT-A	PCT	O-D-REB	AVG	A	TO	B	S	PTS	AVG
18-19	4-0	30	0-5	.000	0-2	.000	0-0	.000	0-1-1	0.3	1	1	0	0	0	0.0
TOT	4-0	30	0-5	.000	0-2	.000	0-0	.000	0-1-1	0.3	1	1	0	0	0	0.0



HARTFORD MEN'S BASKETBALL

GAME 06: vs. IONA

34 **mark**
BOWDITCH

FR » G » 6-1 » 170

MILTON,
WISCONSIN



TOP PERFORMANCES

POINTS

Season --

Career --

REBOUNDS

Season --

Career --

FG MADE

Season --

Career --

FG ATTEMPTS

Season --

Career --

3FG MADE

Season --

Career --

3FG ATTEMPTS

Season --

Career --

FT MADE

Season --

Career --

FT ATTEMPTS

Season --

Career --

ASSISTS

Season --

Career --

STEALS

Season --

Career --

BLOCKS

Season --

Career --

MINUTES

Season --

Career --

PRODUCTION TRACKER

	SEASON	CAREER
DOUBLE FIGURE SCORING	--	--
20+ POINTS	--	--
DOUBLE FIGURE REBOUND	--	--
DOUBLE DOUBLES	--	--
5+ ASSISTS	--	--
TEAM LEADER/SCORING	--	--
TEAM LEADER/REBOUNDS	--	--
TEAM LEADER/ASSISTS	--	--
TEAM LEADER/STEALS	--	--
TEAM LEADER/BLOCKS	--	--

•
•

GAME-BY-GAME STATISTICS

Opp.	GS	Min	FG-FGA	3FG-FGA	FT-FTA	O-D-REB	PF	A	TO	Blk	Stl	Pts
CCSU												DID NOT PLAY - COACH'S DECISION
at Utah State												DID NOT PLAY - COACH'S DECISION
at Mississippi State												DID NOT PLAY - COACH'S DECISION
at Quinnipiac												DID NOT PLAY - COACH'S DECISION
vs. Utah Valley												
vs. Iona												
WNEU												
at Sacred Heart												
Bowling Green												
at Duke												
at Bryant												
Oakland												
at Wagner												
Marist												
at Boston College												
UMBC												
at Vermont												
at Maine												
UMass Lowell												
New Hampshire												
at UAlbany												
Binghamton												
at Stony Brook												
at UMBC												
Maine												
Vermont												
at New Hampshire												
at UMass Lowell												
at Binghamton												
UAlbany												
Stony Brook												

TOTALS

BOWDITCH CAREER STATS

Year	G-GS	MIN	FGM-A	PCT	3FGM-A	PCT	FT-A	PCT	O-D-REB	AVG	A	TO	B	S	PTS	AVG
18-19																

TOT



HARTFORD MEN'S BASKETBALL

GAME 06: vs. IONA

45 petr
STEPANYANTS

SO » F » 6-9 » 220

MOSCOW,
RUSSIA



TOP PERFORMANCES

POINTS

Season --
Career 2, 2x, last - at New Hampshire (1/31/18)

REBOUNDS

Season --
Career 1, 3x, last - at New Hampshire (1/31/18)

FG MADE

Season --
Career 1, 2x, last - at New Hampshire (1/31/18)

FG ATTEMPTS

Season --
Career 2, 2x, last - at UMBC (1/15/8)

3FG MADE

Season --
Career --

3FG ATTEMPTS

Season --
Career --

FT MADE

Season --
Career --

FT ATTEMPTS

Season --
Career 1, at UMBC (1/15/18)

ASSISTS

Season --
Career --

STEALS

Season --
Career --

BLOCKS

Season --
Career 1, vs. Gordon (11/12/17)

MINUTES

Season --
Career 3, 3x, last - at New Hampshire (1/31/18)

PRODUCTION TRACKER

	SEASON	CAREER
DOUBLE FIGURE SCORING	--	--
20+ POINTS	--	--
DOUBLE FIGURE REBOUND	--	--
DOUBLE DOUBLES	--	--
5+ ASSISTS	--	--
TEAM LEADER/SCORING	--	--
TEAM LEADER/REBOUNDS	--	--
TEAM LEADER/ASSISTS	--	--
TEAM LEADER/STEALS	--	--
TEAM LEADER/BLOCKS	--	--

GAME-BY-GAME STATISTICS

Opp.	GS	Min	FG-FGA	3FG-FGA	FT-FTA	O-D-REB	PF	A	TO	Blk	Stl	Pts
CCSU												DID NOT PLAY - COACH'S DECISION
at Utah State												DID NOT PLAY - COACH'S DECISION
at Mississippi State												DID NOT PLAY - COACH'S DECISION
at Quinnipiac												DID NOT PLAY - COACH'S DECISION
vs. Utah Valley												DID NOT PLAY - COACH'S DECISION
vs. Iona												
WNEU												
at Sacred Heart												
Bowling Green												
at Duke												
at Bryant												
Oakland												
at Wagner												
Marist												
at Boston College												
UMBC												
at Vermont												
at Maine												
UMass Lowell												
New Hampshire												
at UAlbany												
Binghamton												
at Stony Brook												
at UMBC												
Maine												
Vermont												
at New Hampshire												
at UMass Lowell												
at Binghamton												
UAlbany												
Stony Brook												

TOTALS

STEPANYANTS CAREER STATS

Year	G-GS	MIN	FGM-A	PCT	3FGM-A	PCT	FT-A	PCT	O-D-REB	AVG	A	TO	B	S	PTS	AVG
17-18	10-0	20	2-8	.250	0-0	.000	0-1	.000	2-1-3	0.3	0	0	1	0	4	0.4
18-19																
TOT	10-0	20	2-8	.250	0-0	.000	0-1	.000	2-1-3	0.3	0	0	1	0	4	0.4



HARTFORD MEN'S BASKETBALL

GAME 06: vs. IONA

GAME 5 UTAH VALLEY 75, HARTFORD 68

5

NOV. 19, 2018 | LAS VEGAS, NEV.

Utah Valley 72 • 2-3

#	Player	Total		3-Ptr	Rebounds			PF	TP	A	TO	Blk	Stl	Min
		FG-FGA	FG-FGA	FT-FTA	Off	Def	Tot							
00	White,Isaiah	2-5	0-2	0-0	0	5	5	0	4	0	2	1	1	16
02	Toolson,Jake	4-7	2-3	2-2	0	4	4	2	12	3	4	0	0	37
03	Washington,TJ	4-7	2-3	1-5	0	1	1	3	11	4	5	0	3	36
11	Toolson,Conner	9-13	3-7	2-3	0	7	7	3	23	1	1	0	0	37
44	Steele,Baylee	5-6	0-0	0-3	3	4	7	2	10	2	1	0	1	29
10	Nakwaasah,Ben	2-5	1-3	3-3	0	4	4	0	8	1	2	0	0	15
15	MacDougall,Connor	1-1	0-0	0-0	0	3	3	4	2	0	3	0	1	10
20	Cotton,Drew	0-0	0-0	0-0	0	0	0	0	0	1	1	0	0	5
25	Lowell,Wyatt	1-5	0-1	0-0	1	0	1	0	2	1	1	0	0	15
Team					0	5	5							
Totals		28-49	8-19	8-16	4	33	37	14	72	13	20	1	6	200
FG % 1st Half: 14-24		58.3%	2nd half: 14-25	56.0%	Game: 28-49		57.1%	Deadball						
3FG % 1st Half: 6-12		50.0%	2nd half: 2-7	28.6%	Game: 8-19		42.1%	Rebounds						
FT % 1st Half: 1-5		20.0%	2nd half: 7-11	63.6%	Game: 8-16		50.0%	2						

Hartford 65 • 1-4

#	Player	Total		3-Ptr	Rebounds			PF	TP	A	TO	Blk	Stl	Min
		FG-FGA	FG-FGA	FT-FTA	Off	Def	Tot							
04	George Blagojevic	6-13	1-3	1-2	1	6	7	5	14	1	3	0	2	34
05	John Carroll	4-11	0-2	1-2	2	7	9	3	9	2	4	0	1	37
12	Jason Dunne	2-12	1-8	1-2	2	0	2	3	6	2	1	0	1	34
13	J.R. Lynch	7-15	5-11	6-6	1	1	2	0	25	4	3	0	4	40
22	Travis Weatherington	1-6	0-4	3-3	0	4	4	2	5	0	1	0	0	27
03	Romain Boxus	1-2	1-2	0-0	1	1	2	4	3	2	0	0	0	12
15	Eddie Davis III	0-1	0-1	0-0	0	1	1	1	0	0	1	0	0	7
20	Max Twyman	1-2	1-1	0-0	0	1	1	0	3	1	1	0	0	9
25	D.J. Mitchell	0-0	0-0	0-0	0	0	0	0	0	0	0	0	0	0+
Team					1	2	3							
Totals		22-62	9-32	12-15	8	23	31	18	65	12	14	0	8	200
FG % 1st Half: 11-28		39.3%	2nd half: 11-34	32.4%	Game: 22-62		35.5%	Deadball						
3FG % 1st Half: 4-13		30.8%	2nd half: 5-19	26.3%	Game: 9-32		28.1%	Rebounds						
FT % 1st Half: 1-2		50.0%	2nd half: 11-13	84.6%	Game: 12-15		80.0%	2						

Officials: John Campbell, Steve Hanachi, Rowland Simonne

Technical fouls: Utah Valley-None, Hartford-None.

Attendance:

Score by periods	1st	2nd	Total
Utah Valley	35	37	72
Hartford	27	38	65

Last FG - UVU 2nd-00:15, HARTFORD 2nd-00:19.
Largest lead - UVU by 18 2nd-16:58, HARTFORD None.
UVU led for 39:31, HARTFORD led for 00:00. Game was tied for 00:29.

Score tied - 1 time.
Lead changed - 0 times.

GAME 6 HARTFORD, IONA

6

NOV. 21, 2018 | LAS VEGAS, NEV.

GAME 8 HARTFORD, SACRED HEART

8

NOV. 27, 2018 | FAIRFIELD, CONN.



HARTFORD MEN'S BASKETBALL

GAME 06: vs. IONA

2018-19 TEAM GAME-BY-GAME

Opponent	Date	Score		Total		3-Pointers		Free throws		Rebounds											
				fg-fga	pct	3fg-fga	pct	ft-fa	pct	off	def	tot	avg	pf	a	t/o	blk	stl	pts	avg	
CCSU	11/6/1	68-75	L	24-57	.42	9-25	.36	11-18	.61	13	19	32	32.0	21	11	17	5	6	68	68.0	
at Utah State	11/09/	73-100	L	24-64	.37	9-29	.31	16-20	.80	9	17	26	29.0	21	14	12	3	5	73	70.5	
at Mississippi State	11/11/	59-77	L	22-49	.44	6-20	.30	9-11	.81	8	20	28	28.7	10	13	21	1	5	59	66.7	
at Quinnipiac	11/15/	68-54	W	23-50	.46	9-22	.40	13-23	.56	9	26	35	30.3	12	14	15	2	4	68	67.0	
vs Utah Valley	11/19/	65-72	L	22-62	.35	9-32	.28	12-15	.80	8	23	31	30.4	18	12	14	0	8	65	66.6	
Hartford		333		115-282	.408	42-128	.328	61-87	.701	47	105	152	30.4	82	64	79	11	28	333	66.6	
Opponents		378		146-304	.480	32-91	.352	54-75	.720	60	131	191	38.2	95	67	76	18	37	378	75.6	

Games played: 5
Points/game: 66.6
FG Pct: 40.8
3FG Pct: 32.8
FT Pct: 70.1

Rebounds/game: 30.4
Assists/game: 12.8
Turnovers/game: 15.8
Assist/turnover ratio: 0.8
Steals/game: 5.6
Blocks/game: 2.2



HARTFORD MEN'S BASKETBALL

GAME 06: vs. IONA

2018-19 HARTFORD STATS

Overall: 1-4 • AMERICA EAST: 0-0 • HOME: 0-1 • AWAY: 1-2 • NEUTRAL: 0-1

#	Player	gp-gs	min	avg	Total		3-Point		F-Throw		Rebounds				pf	dq	a	to	blk	stl	pts	avg
					fg-fga	fg%	3fg-fga	3fg%	ft-fa	ft%	off	def	tot	avg								
05	John Carroll	5-5	165	33.0	26-58	.44	7-19	.36	15-23	.65	11	22	33	6.6	9	0	14	19	1	2	74	14.8
04	George Blagojevic	5-5	176	35.2	27-51	.52	2-9	.22	8-19	.42	18	22	40	8.0	19	2	7	16	5	8	64	12.8
13	J.R. Lynch	5-5	183	36.6	17-54	.31	7-27	.25	19-20	.95	5	14	19	3.8	12	0	21	9	0	9	60	12.0
12	Jason Dunne	5-5	177	35.4	20-58	.34	11-33	.33	8-10	.80	6	14	20	4.0	12	0	11	20	1	6	59	11.8
22	Travis Weatheringt	5-5	144	28.8	14-33	.42	7-21	.33	4-5	.80	3	15	18	3.6	11	0	4	5	2	1	39	7.8
20	Max Twyman	5-0	50	10.0	5-9	.55	3-5	.60	4-6	.66	0	5	5	1.0	3	0	2	2	0	1	17	3.4
03	Romain Boxus	1-0	12	12.0	1-2	.50	1-2	.50	0-0	.00	1	1	2	2.0	4	0	2	0	0	0	3	3.0
15	Eddie Davis III	5-0	49	9.8	5-10	.50	4-9	.44	0-0	.00	0	5	5	1.0	7	0	1	4	2	1	14	2.8
00	Hunter Marks	3-0	10	3.3	0-2	.00	0-1	.00	3-4	.75	0	1	1	0.3	2	0	1	0	0	0	3	1.0
01	Zach Brown	1-0	0	0.0	0-0	.00	0-0	.00	0-0	.00	0	0	0	0.0	1	0	0	0	0	0	0	0.0
25	D.J. Mitchell	4-0	30	7.5	0-5	.00	0-2	.00	0-0	.00	0	1	1	0.3	2	0	1	1	0	0	0	0.0
11	Darius Kinnel	1-0	3	3.0	0-0	.00	0-0	.00	0-0	.00	0	0	0	0.0	0	0	0	1	0	0	0	0.0
Team											3	5	8				2					
Total.....		5	999		115-282	.40	42-128	.32	61-87	.70	47	105	152	30.4	82	2	64	79	11	28	333	66.6
Opponents.....		5	1001		146-304	.48	32-91	.35	54-75	.72	60	131	191	38.2	95	-	67	76	18	37	378	75.6

TEAM STATISTICS	HARTFO	OPP
SCORING	333	378
Points per game	66.6	75.6
Scoring margin	-9.0	-
FIELD GOALS-ATT	115-282	146-304
Field goal pct	.408	.480
3 POINT FG-ATT	42-128	32-91
3-point FG pct	.328	.352
3-pt FG made per gam	8.4	6.4
FREE THROWS-ATT	61-87	54-75
Free throw pct	.701	.720
F-Throws made per ga	12.2	10.8
REBOUNDS	152	191
Rebounds per game	30.4	38.2
Rebounding margin	-7.8	-
ASSISTS	64	67
Assists per game	12.8	13.4
TURNOVERS	79	76
Turnovers per game	15.8	15.2
Turnover margin	-0.6	-
Assist/turnover ratio	0.8	0.9
STEALS	28	37
Steals per game	5.6	7.4
BLOCKS	11	18
Blocks per game	2.2	3.6
ATTENDANCE	1269	14996
Home games-Avg/Gam	1-1269	3-4999
Neutral site-Avg/Game	-	1-0

Date	Opponent		Score	Att.
11/6/18	CCSU	L	68-75	1269
11/09/18	at Utah State	L	73-100	8500
11/11/18	at Mississippi State	L	59-77	5953
11/15/18	at Quinnipiac	W	68-54	543
11/19/18	vs Utah Valley	L	65-72	0

* - Conference game

Score by Periods	1st	2nd	Totals
Hartford	162	171	333
Opponents	189	189	378



HARTFORD MEN'S BASKETBALL

GAME 06: vs. IONA



0 HUNTER MARKS
FR » F » 6-9 » 190
PHILLIP ISLAND, AUSTRALIA



1 ZACH BROWN
SO » F » 6-6 » 190
PRINCETON, N.J.



3 ROMAIN BOXUS
JR » G/F » 6-6 » 210
HANEFFE, BELGIUM



4 GEORGE BLAGOJEVIC
SR » F » 6-8 » 220
VICTORIA, AUSTRALIA



5 JOHN CARROLL
R-SR » F » 6-8 » 220
DUBLIN, IRELAND



10 NIKOLA COLOVIC
R-SO » F » 6-10 » 225
BELGRADE, SERBIA



11 DARIUS KINNEL
FR » G » 6-0 » 190
BLACKWOOD, N.J.



12 JASON DUNNE
SR » G » 6-4 » 185
MATAWAN, N.J.



13 J.R. LYNCH
SR » G » 5-10 » 170
HOBOKEN, N.J.



15 EDDIE DAVIS III
GR » F » 6-7 » 250
LAS VEGAS, NEV.



20 MAX TWYMAN
R-SR » G » 6-5 » 200
RYE, N.Y.



21 MATT HOBBS
SO » G » 6-4 » 190
ANCHORAGE, ALASKA



22 TRAVIS WEATHERINGTON
SR » G » 6-2 » 215
PALM BEACH, FLA.



23 MICHAEL DUNNE
FR » G » 6-0 » 180
MATTAWAN, N.J.



25 D.J. MITCHELL
FR » F » 6-0 » 155
ENGLEWOOD CLIFFS, N.J.



34 MARK BOWDITCH
FR » G » 6-1 » 170
MILTON, WIS.



45 PETR STEPANYANTS
SO » F » 6-9 » 220
MOSCOW, RUSSIA



JOHN GALLAGHER
HEAD COACH
9TH SEASON



TOM DEVITT
ASSISTANT COACH
6TH SEASON



JOHN LINEHAN
ASSISTANT COACH
2ND SEASON



MATT MIHALICH
ASSISTANT COACH
4TH SEASON



YOLONZO MOORE II
DIRECTOR OF OPERATIONS
2ND SEASON