



# 2019-20 @JaspersMBB Game Notes

## Game #19 - vs. Iona (2/2/20)



Iona - February 2, 2020 - 12:00 pm  
Riverdale, NY - Draddy Gymnasium (2,520)



Contact: Kevin Ross - kross01@manhattan.edu  
(O) 718-862-7228 | (C) 716-969-6126

### #JasperNation



### @GoJaspers

#### 2019-20 Manhattan MBB Schedule

##### November

12-Tue. .... Delaware State (+) ..... W - 85-74  
16-Sat. .... Albany (3) ..... W - 57-51  
19-Tue. .... at Samford (+) ..... L - 57-70  
23-Sat. .... at Elon ..... W - 69-64  
27-Wed. .... at Rhode Island (+) ..... L - 64-73

##### December

2-Mon. .... at Stony Brook (+) ..... L - 47-65  
7-Sat. .... at Fordham (+) ..... W - 54-53 (ot)  
14-Sat. .... Western Michigan (+) ... L - 58-59  
22-Sun. .... at Hofstra ..... L - 51-63

##### January

3-Fri. .... at Canisius\* (+) ..... W - 71-67  
5-Sun. .... at Niagara\* (+) ..... W - 67-62  
10-Fri. .... at Fairfield\* (+) ..... L - 60-68  
12-Sun. .... Siena\* (+) ..... W - 81-69  
16-Thu. .... Quinnipiac\* (+) ..... W - 69-57  
18-Sat. .... Monmouth\* (+) ..... L - 58-65  
22-Wed. .... at Marist\* (3) ..... L - 73-75 (ot)  
26-Sun. .... Rider\* (+) ..... L - 63-67  
31-Fri. .... at Saint Peter's\* (+) ..... L - 53-70

##### February

2-Sun. .... Iona\* (+) ..... 12:00 pm  
7-Fri. .... Niagara\* (ESPNU) ..... 7:00 pm  
9-Sun. .... at Quinnipiac\* (3) ..... 2:00 pm  
14-Fri. .... at Iona\* (3) ..... 7:00 pm  
16-Sun. .... at Siena\* (3) ..... 2:00 pm  
21-Fri. .... Saint Peter's\* (3) ..... 7:00 pm  
23-Sun. .... Canisius\* (3) ..... 2:00 pm  
26-Wed. .... Marist\* (+) ..... 7:00 pm

##### March

1-Sun. .... at Monmouth\* (3) ..... 2:00 pm  
4-Wed. .... at Rider\* (3) ..... 7:00 pm  
6-Fri. .... Fairfield\* (3) ..... 7:00 pm  
10-Tue. .... MAAC 1st Round ..... TBD  
11-Wed. .... MAAC QF ..... TBD  
12-Thu. .... MAAC QF ..... TBD  
13-Fri. .... MAAC SF ..... TBD  
14-Sat. .... MAAC Finals ..... TBD

\* Denotes MAAC Game

(+) Denotes game to be streamed on ESPN+

(3) Denotes game to be streamed on ESPN3

#### TOP STORYLINES

#1 - Manhattan (8-10; 4-5 MAAC) will host local-rival Iona (5-11; 3-6 MAAC) on Sunday, February 2 at 12:00 pm.

#2 - Senior **Pauly Paulicap** is averaging 14.5 ppg, 9.5 rpg and 4.5 bpg over his last two games.

#3 - In three career games against Iona, Paulicap is averaging 12.0 ppg and 11.3 rpg while shooting 50.0 percent (10-of-20) from the floor.

#### QUICK HITS

\* Paulicap notched his second double-double and the eighth of his career against Rider, finishing with a season-high 18 points and 11 rebounds, while adding five blocks.

\* The Harcum College transfer has swatted at least five blocks seven times in his career, and is second in the MAAC with 1.6 bpg, while also adding 9.6 ppg (t-28th MAAC) and a team-best 6.3 rpg (7th MAAC).

\* He continues to rank fifth in school history with 118 career blocks, just 11 behind **Jamal Marshall**, while his block at Hofstra also was the No. 4 play for the December 22 on *SportsCenter*.

\* Sophomore **Elijah Buchanan** scored a game-high 16 points at Saint Peter's with five rebounds.

\* Buchanan is averaging 11.2 ppg, 3.8 rpg, 2.2 apg and 1.2 spg over his last six games, while shooting 49.2 percent (29-of-59) from the floor.

\* Sophomore **Samir Stewart** scored 17 points and a career-high seven assists vs. Rider, on the heels of scoring a season-high 20 points in the win over Quinnipiac.

\* He has hit for double-figures a team-best matching nine times and is among the MAAC leaders with 9.3 ppg (30th), 3.1 apg (7th), 1.9 triples per game (12th) and 1.4 spg (8th).



**Date:** Sunday February 2, 2020

**Time:** 12:00 pm

**Location:** Riverdale, NY

**Venue:** Draddy Gymnasium (2,520)

**Video:** ESPN+

**Analysts:** Greg Mescall & Chris Williams

#### Coaches

**Manhattan:** Steve Masiello (Kentucky)

**Overall:** 135-141 (Ninth Year)

**At Manhattan:** Same

**vs. Iona:** 5-14

**Iona:** Tim Cluess (Hofstra)

**Overall:** 302-142 (14th Year)

**At Iona:** 204-119 (10th Year)

**vs. Manhattan:** 16-5

#### Series History With Iona

Iona leads 56-40

#### Last Meeting

Iona 66 Manhattan 52

Riverdale, NY (February 22, 2019)

#### Manhattan/MBB Twitter Handles

@JaspersMBB

@GoJaspers

@Steve\_Masiello


#### MANHATTAN JASPERS (8-10; 4-5 MAAC)

##### Probable Starters

Pos.	#	Name	Ht./Wt.	Class	ppg	rpg/apg
G	#4	Samir Stewart	6-0/180	So.	9.3 ppg	3.1 apg
G	#30	Elijah Buchanan	6-5/190	So.	8.8 ppg	3.6 rpg
G	#12	Christian Hinckson	6-7/210	So.	6.6 ppg	5.6 rpg
F	#14	Tyler Reynolds	6-7/215	Sr.	7.4 ppg	3.8 rpg
F	#33	Pauly Paulicap	6-8/220	Sr.	9.6 ppg	6.3 rpg

##### Top Reserves

G	#23	Tykei Greene	6-4/205	So.	10.3 ppg	5.3 rpg
F	#0	Warren Williams	6-9/240	So.	8.2 ppg	3.1 rpg
G	#10	Nehemiah Mack	6-1/190	Jr.	3.2 ppg	2.6 apg
G	#15	Michael Okafor	6-4/200	Jr.	1.3 ppg	1.5 rpg
C	#31	Adam Cisse	6-10/210	Fr.	1.0 ppg	1.0 rpg
G	#3	Romar Reid	6-2/175	Fr.	0.8 ppg	0.8 apg



\* Paulicap averaged 12.0 ppg & 11.3 rpg over three games vs. Iona in 2017-18

## MANHATTAN COLLEGE INFORMATION

Location	Riverdale, NY
Founded	1853
Enrollment	3,894
Nickname	Jaspers
Colors	Green (PMS # 349) & White
Affiliation	NCAA Division I
Conference	MAAC
President	Dr. Brennan O'Donnell, Ph. D.
Director of IC Athletics	Marianne Reilly, '82
Venue	Draddy Gymnasium
Capacity	2,520
Year Opened	1979
<b>Head Coach</b>	<b>Steve Masiello</b>
Twitter	@steve_masiello
Alma Mater	Kentucky
Career Record	(135-141; 9th Year)
2018-19 Record	11-21 (8-10 MAAC)
MAAC Finish	Lost in MAAC Quarterfinals
Postseason	None
Letterwinners Returning/Lost	14/4
Starters Returning/Lost	5/0
First Year Of Basketball	1904-1905
All-Time Record	1383-1258 (.524) (114th season)
All-Time MAAC Record ('81-'82)	307-332 (.480)
MAAC Championships (5):	1993, 2003, 2004, 2014, 2015
MAAC Tournament Appearances (38):	28-32
NCAA Berths (8):	1956, 1958, 1993, 1995, 2003, 2004, 2014, 2015
All-Time NCAA Record	3-9
NIT Tournament Appearances	18
Last NIT Appearance	2005-2006
All-Time NIT Record	8-19



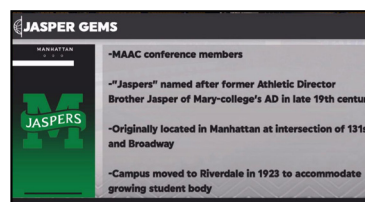
### 2019-20 MAAC Standings

Teams	MAAC	Overall
Monmouth	6-3	12-8
Quinnipiac	6-3	11-8
Rider	6-4	12-8
Siena	6-4	10-9
Saint Peter's	6-4	9-10
<b>Manhattan</b>	<b>4-5</b>	<b>8-10</b>
Fairfield	4-5	8-12
Niagara	4-5	6-14
Marist	4-6	5-14
Iona	3-6	5-11
Canisius	3-7	8-13

## MANHATTAN JASPERS (8-10; 4-5 MAAC)

No.	Player	Cl.	Pos.	Ht./Wt.	Hometown / Last School
0	Warren Williams	So.	F	6-9/240	Kingston, Jamaica / St. Benedict's Prep (NJ)
1	Matthew Glassman	So.	G	6-0/175	Bedford, NH / New Hampton
2	Ethan Lasko	Jr.	G	6-2/175	Hollywood, FL / Indiana
3	Romar Reid	Fr.	G	6-2/175	New Rochelle, NY / Woodstock Acad. (CT)
4	Samir Stewart	So.	G	6-0/180	Fort Lauderdale, FL / American Heritage
5	Jesse Boyce	Sr.	G	6-2/190	Thornwood, NY / Westlake
10	Nehemiah Mack	Jr.	G	6-1/190	Harrisburg, PA / Massanutten Acad. (VA)
11	Daniel Schreier	So.	F	6-9/220	Santa Monica, CA / Vermont Acad. (VT)
12	Christian Hinckson	So.	G	6-7/210	Queens, NY / Tilton School (NH)
14	Tyler Reynolds	Sr.	F	6-7/215	Syracuse, NY / Harcum College
15	Michael Okafor	Jr.	G	6-4/200	Toronto, Ontario / Harcum College
20	Alex Scariolo	Fr.	G	6-3/180	Marbella, Spain / Aloha College
21	Tony Hastings	Fr.	G	5-11/180	New City, NY / Clarkstown South
23	Tykei Greene	So.	G	6-4/205	Queens, NY / Long Island Lutheran
24	Ebube Ebube	Jr.	F	6-7/220	San Juan, Puerto Rico / Lawrenceville School (NJ)
30	Elijah Buchanan	So.	G	6-5/190	Bronx, NY / Woodstock Acad. (CT)
31	Adam Cisse	Fr.	C	6-10/220	Bronx, NY / Cardinal Hayes
33	Pauly Paulicap	Sr.	F	6-8/220	Elmont, NY / Harcum College

**Head Coach:** Steve Masiello (Kentucky) - Ninth Year at Manhattan  
**Associate Head Coach:** Matt Grady (Saint Joseph's) - Ninth Year at Manhattan  
**Associate Head Coach:** RaShawn Stores (Manhattan) - Fourth Year at Manhattan  
**Assistant Coach:** Doug Thibault (Boise State) - Second Year at Manhattan  
**Director Of MBB Operations:** Jon Mangel (Florida State) - First Year at Manhattan  
**Special Assistant to the HC:** Tyler Wilson (Manhattan) - Third Year at Manhattan



## Student-Athlete Quick Facts

0	Warren Williams	2019 MAAC All-Rookie Selection; Led the league in FG % (.571)
1	Matthew Glassman	Younger brother of two-time MAAC Champion Trevor Glassman
2	Ethan Lasko	Transfer from Indiana; Played in 18 games a year ago
3	Romar Reid	Local product from New Rochelle, NY
4	Samir Stewart	Fun-loving player that has Philadelphia roots
5	Jesse Boyce	One of three seniors on the roster
10	Nehemiah Mack	Only player to start every game last year
12	Christian Hinckson	Broke out with 16 points vs. Fairfield in the MAAC Tournament
14	Tyler Reynolds	Averaged a team-best 10.0 ppg during MAAC play last year
15	Michael Okafor	One of three former Harcum College players (Paulicap, Reynolds)
23	Tykei Greene	Scored a career-high 16 points last year against Iona
24	Ebube Ebube	Led Manhattan 4.8 rebounds per game a year ago
30	Elijah Buchanan	One of seven players to play in all 32 games a year ago
31	Adam Cisse	Local product from the Bronx & Cardinal Hayes
33	Pauly Paulicap	2018 MAAC Defensive Player of the Year

*\* The Jaspers are one of just 20 teams to not lose a transfer in the offseason*

## QUICK HITS

- \* Over nine years in Riverdale, Head Coach **Steve Masiello** is 54-10 (.844) when limiting teams to less than 60 points, 44-14 (.759) when notching double-figures in steals and 27-14 (.659) when forcing at least 20 turnovers.
- \* Manhattan is among the nation's best on defense in field goal percentage defense (.400-56th NCAA), turnovers forced (15.3-62nd NCAA) and scoring defense (65.1-80th NCAA).
- \* Through 18 games, the sophomore fivesome of Buchahan, **Tykei Greene**, **Christian Hinckson**, Stewart and Williams have combined to account for 63.3 percent of Manhattan's offense (40.0 ppg) and 49.8 percent of the rebounding (17.8 rpg).
- \* The sophomores had a season-high 58 points in the win over Canisius, while shooting a blistering 64.5 percent (20-of-31).
- \* Led by the sophomore class, the Jaspers converted on 55.3 percent (26-of-47) from the floor at Canisius, including a blistering 64.3 percent (9-of-14) after halftime.
- \* Buchanan scored 12 of his 16 points against Monmouth after halftime, while grabbing a career-high matching eight rebounds, and is converting on 58.6 percent (17-of-29) from the floor after halftime during MAAC play.
- \* He hit for a career-high 18 points against Western Michigan, after collecting 15 points with seven rebounds in the victory at Fordham in collecting 'Battle of the Bronx' MVP honors, and is averaging 8.8 ppg and 3.6 rpg on the year.
- \* Greene is averaging 11.4 ppg over his last seven games while making good on 52.2 percent (12-of-23) from deep, highlighted by scoring a career-high 25 at Hofstra, on 10-of-17 shooting (5-for-5, 3pt).
- \* He was named MAAC Player of the Week after averaging 17.0 ppg and 6.0 rpg over the Jaspers' Western New York sweep, highlighted by a game-high 21 at Niagara.
- \* On the year, Greene has notched double-figures in scoring a team-best matching nine times and checks in with a team-best 10.3 ppg (23rd MAAC) and 5.3 rpg (15th MAAC).
- \* Over his last four games, Williams is averaging 10.5 ppg on 68.2 percent shooting (15-of-22). During MAAC play he is shooting 63.8 percent (37-of-58), including 73.1 percent (19-of-26) after halftime.
- \* Williams had 16 in the win at Canisius before going for 19 at Fairfield, and is averaging 8.2 ppg, including 10.2 ppg during league play, while ranking third in the MAAC in field goal percentage (.571).
- \* Hinckson narrowly missed the first triple-double in Manhattan history, finishing with nine points, eight rebounds and a career-high nine assists against Quinnipiac, as the Jaspers registered a season-high 22 assists.
- \* He matched his career-high with 10 rebounds at Saint Peter's, after scoring a season-high 14 points in the win over Siena. On the year, he is averaging 6.6 ppg, 5.6 rpg (13th MAAC) and 1.7 spg (2nd MAAC).
- \* Senior **Tyler Reynolds**, scored a career-high matching 23 points at Marist, on 7-of-13 shooting from deep.
- \* His seven triples are tied for the second most in program history, with the feat happening six previous times (last: **Zavier Turner** vs. SFBK (12/20/16)).
- \* Over his previous eight games, Reynolds is averaging 9.9 ppg and 4.4 rpg, while making good on 35.4 percent (23-of-65) from distance.
- \* He fueled the win over Siena with 16 points, on the strength of four three pointers, after draining the game-winning three pointer at Fordham with 4.2 seconds to play.
- \* Junior **Nehemiah Mack** has stabilized the Jaspers' second unit this year, posting a 3.62 assist/turnover ratio, including 8.0 (24 assists/three turnovers) during MAAC play, with 3.2 ppg and 2.6 apg (12th MAAC).
- \* Over the last 14 games, he has a 5.57 assist/turnover ratio, highlighted by a career-best six assists, against no turnovers, at URI.
- \* Thanks to the defensive success, the Jaspers have overcome second half double-digit deficits in victories over UAlbany, at Elon and at Fordham, the last of which was fueled by a game-ending 26-14 spurt over the final 6:30 and overtime.
- \* Over the last five minutes/OT of 10-point games, the Jaspers are shooting 44.6 percent (37-of-83) from the floor, while limiting the opposition to 35.2 percent (32-of-91).
- \* In the comeback win over UAlbany, Manhattan posted a dominating 11-2 advantage on the glass over the final six-plus minutes and ended the game on a 14-8 run - including scoring the final seven points of the contest.
- \* Greene fueled the comeback against the Great Danes by scoring 10 of his 17 points over the final six-plus minutes, to go along with a career-best nine rebounds.
- \* Masiello became the fourth coach in program history to reach 130 wins with the triumph at Elon, and is one of just seven Division I coaches that is 42 or younger with two conference titles and two trips to the NCAA Tourney, while posting a school-record 10 MAAC Tournament wins.
- \* In the second half, Manhattan scored 48 points while shooting 56.5 percent (13-of-23) from the floor, 58.3 percent (7-of-12) from long range, and scored on 13 of its final 15 possessions in overcoming a 17-point deficit.
- \* After halftime this year, the Jaspers are averaging 34.8 ppg while shooting 43.6 percent from the floor, including 35.6 percent from long range, compared to just 28.4 ppg, on 35.5 percent shooting, and 28.0 percent from deep in the opening stanza.
- \* Manhattan posted an 85-74 wire-to-wire win over Delaware State thanks to a season-starting 13-0 spurt.
- \* The Jaspers had five scorers in double-figures against the Hornets, doing so for the first time since an 101-96 double-overtime victory at Marist on January 2, 2018.
- \* Masiello has led Manhattan to a 135-141 (.489) record, including going 84-77 (.522) during MAAC play, 65-41 (.613) at Draddy Gym over his nine seasons, including 50-29 (.633) vs. league opposition, and 12-9 (.571) in overtime games. He has won two MAAC Championships, advanced to title game three times, claimed two Metropolitan Coach of the Year awards with a pair of 20-win campaigns. Masiello has also participated in the NCAA Tournament in 13 of his 24 seasons as a player or coach, including being a part of eight conference champions and one National Title.
- \* In the season-opening victory over Delaware State, the Jaspers forced 25 turnovers (3x last- Siena (1/13/18)) and 16 steals (Buffalo (12/21/13)), matching the most by a Masiello-coached team, before setting the benchmark for fewest turnovers (5) at Fairfield.
- \* This year, the Jaspers will be recognizing the 25th anniversary of the 1994-95 team's NCAA at-large berth and subsequent win over Oklahoma in the First Round of the NCAA Tournament.

**\* Manhattan's sophomore class is accounting for 63.3 percent of the scoring (40.0 ppg)**



### What Is A Jasper?

The unique nickname of Manhattan College's athletic teams, the Jaspers, comes from one of the College's most memorable figures, Brother Jasper of Mary, F.S.C., who served as the College's athletic director in the late 19th century. One of the greatest achievements of Brother Jasper was that he brought the then little-known sport of baseball to Manhattan College and became the team's first coach. Since Brother Jasper was also the Prefect of Discipline, he supervised the student fans at Manhattan baseball games while also directing the team itself. During one particularly warm and humid day when the college was playing a semi-pro baseball team called the Metropolitans, Brother Jasper noticed the Manhattan students were becoming restless and edgy with the team coming to bat in the seventh inning of a close game. To relieve the tension, Brother Jasper called timeout and told the students to stand up and stretch for a few minutes until the game resumed. Since the College annually played the New York Giants in the late 1880's and into the 1890's at the old Polo Grounds, the Manhattan College practice of the "seventh inning stretch" spread into the major leagues, where it has now become a time-honored custom practiced by millions of fans annually.

### This Is Manhattan College

- Why is Manhattan College in the Bronx? Our campus was originally located in Manhattan at the intersection of 131st Street and Broadway. In 1923, Manhattan College moved to its present Riverdale location in order to accommodate a growing student body. But with more than 60 years of history established as Manhattan College, the institution decided to retain the name despite the geographic misnomer.
- 17 alumni are members of the prestigious National Academy of Engineering — an impressive number for an institution the size of Manhattan College.
- Alumni include Rudy Giuliani '65, former mayor of New York City; James Patterson '69, best-selling author; and Raymond Kelly '63, former commissioner of the NYPD.
- Manhattan is one of only 182 remaining colleges founded in the United States before the Civil War.

### Preseason Musings

- \* Manhattan returners have provided all but 35 points through the first 17 games. This year, the Jaspers bring back a MAAC-best 86.5 percent of their scoring, 85.4 percent of their rebounding and 83.3 percent of their assists.
- \* Paulicap and Williams were each named to the 2019-20 Preseason All-MAAC Third Team, while the Jaspers were tabbed fifth as a team.

### Iona Notes

- \* Iona enters with a 5-11 record, including a 3-6 ledger during MAAC play.
- \* The Gaels are led by senior E.J. Crawford (17.3 ppg), classmate Tajuan Agee (13.6 ppg, 7.2 rpg) and junior Isaiah Washington (10.9 ppg, 4.5 rpg).
- \* Crawford had 16 points in last year's lone meeting, with Agee adding nine points, eight rebounds and two steals.

### On The Glass

- \* The Jaspers have posted six 40-plus rebounding performances this year after failing to do so once a year ago, highlighted by pulling down a season-high 46 at Fordham which were the most since collecting 51 at Marist on January 2, 2017.
- \* Paulicap had 11 caroms to go along with 10 points against Fordham while Hinckson grabbed a career-high 10 as the Jaspers had two players register double-digits on the glass since a 51-47 win at Siena on February 2, 2018.

### This Is Manhattan Basketball

- Manhattan has three wins in NCAA Tournament play, defeating West Virginia (1958), Oklahoma (1995) and Florida (2004).
- The Jaspers have won five MAAC Tournament titles in the last 25 years (1993, 2003, 2004, 2014, 2015).
- Manhattan received an at-large berth in 1995 and defeated Oklahoma before falling to Arizona State.
- Was the first team in NCAA history to win a game in Europe, defeating Holy Cross 70-54 on December 1, 2017 as part of the inaugural Belfast Classic.

### Masiello In College Basketball

Now in his 24th season as either a player or a coach, Masiello has a career collegiate record of 496-287 (.633), including 375-259 (.591) on the sidelines, with one National Title, two National Championship Game appearances, two Final Fours, six Elite Eight berths, eight conference championships, 13 NCAA Tournament appearances and 15 20-win seasons.

### Mas At Manhattan

In his first tenure as an assistant, Masiello was a part of two MAAC titles and three 20-plus win seasons. All told, Masiello has been a member of four of Manhattan's five MAAC Championship teams and five of the school's 12 20-win seasons in recording a combined 218-177 (.552) record.

### Interesting

Masiello was named at one of the "25 Most Intriguing Coaches" in college basketball by *Yahoo* and has twice been named as the *Metropolitan Basketball Writers Association* Coach of the Year (2012 | 2014).

### Meet The Staff

Masiello is joined on the bench by **Matt Grady**, **RaShawn Stores**, **Doug Thibault**, **Jon Mangel** and **Tyler Wilson**. Grady is in his ninth year, Stores his fourth, Thibault his second, Mangel his first and Wilson his third.

### Paulicap Named MAAC Defensive Player Of The Year

Two years ago, Paulicap earned MAAC Defensive Player of the Year after ranking 16th in the NCAA with 2.5 blocks per game. His 78 total blocks were the fourth-most in school history. Paulicap also averaged 10.0 ppg and 6.9 rpg.

### 114th Season Of Manhattan Basketball

In its 114th season, the Manhattan men's basketball program boasts a 1383-1258 overall record (307-332 MAAC). The Jaspers' storied men's basketball team was established in 1904-05 and took a two-year hiatus during the 1943-44 and 1944-45 season due to World War II.

### Up Next

Manhattan will host Niagara on Friday, February 7 at 7:00 pm on *ESPNU*.

### 2019-20 Led Manhattan In:

**Scoring:** Greene (5), Buchanan (4), Reynolds (3), Williams (3), Paulicap (2), Stewart (2)

**Rebounding:** Paulicap (8), Hinckson (7), Greene (6), Williams (2), Buchanan (1), Reynolds (1)

**Assists:** Stewart (9), Mack (6), Hinckson (5), Buchanan (3), Reynolds (3), Greene (1), Reid (1)

**Blocks:** Paulicap (14), Hinckson (4), Greene (3), Williams (3), Okafor (2), Cisse (1), Reid (1), Stewart (1)

**Steals:** Hinckson (8), Buchanan (3), Stewart (3), Greene (2), Mack (2), Paulicap (2), Reynolds (2)

**Double-Digit Scoring:** Greene (9), Stewart (9), Paulicap (8), Buchanan (7), Williams (6), Reynolds (5), Hinckson (4)

**Double-Digit Rebounding:** Hinckson (2), Paulicap (2)

### Double-Digit Games (points)

	Career	2019-20
Paulicap	28/58	8/18
Williams	22/48	6/16
Reynolds	15/49	5/18
Stewart	15/49	9/17
Greene	13/47	9/15
Buchanan	9/50	7/18
Hinckson	6/50	4/18
Ebube	6/59	0/3
Mack	6/80	0/18

### Career Totals

Name	Gms	Pts	Reb	Ast	Stl	Blk
Pauly Paulicap	59	568	366	13	24	118
Warren Williams	48	424	174	19	19	29
Tyler Reynolds	49	373	151	45	25	5
Samir Stewart	49	369	65	116	52	3
Tykei Greene	47	336	184	29	25	6
Nehemiah Mack	80	293	119	170	72	1
Elijah Buchanan	50	248	121	73	36	6
Christian Hinckson	50	235	187	76	52	19
Ebube Ebube	59	193	188	34	31	20
Michael Okafor	12	15	18	2	1	3
Romar Reid	17	14	6	13	1	2
Daniel Schreier	17	13	11	3	0	2
Ethan Lasko	20	12	8	2	0	0
Adam Cisse	11	11	11	0	4	3
Jesse Boyce	4	0	1	0	0	0
Matt Glassman	1	0	0	0	0	1



### Under Armour Uniform Tracker

	Record
White	4-3
Green	4-7
Black	0-0



**\* Manhattan is 54-10 (.844) when limiting teams to > 60 points under Masiello**

# Manhattan By The Numbers - MISC

<b>Manhattan Record:</b>		
Overall.....	8-10	
MAAC Games.....	4-5	
OT Games.....	1-0	
On the road.....	4-7	
At home.....	4-3	
neutral court.....	0-0	
Trailing at the half.....	4-8	
Leading at the half.....	4-2	
Tied at the half.....	0-0	

<b>Jaspers' Scoring:</b>		
Less than 50 points.....	0-1	
50-59 points.....	2-5	
60-69 points.....	3-3	
70-79 points.....	1-1	
80-89 points.....	2-0	
90+ points.....	0-0	

<b>Jaspers' Defense:</b>		
Less than 50 points.....	0-0	
50-59 points.....	3-1	
60-69 points.....	4-5	
70-79 points.....	1-4	
80-89 points.....	0-0	
90-99 points.....	0-0	
100+ points.....	0-0	

<b>Field Goal Percentage:</b>		
When Jaspers shoot equal or better.....	7-3	
When opponents shoot better.....	1-7	

<b>Jaspers Field Goal Percentage:</b>		
Less than 35.0 %.....	1-1	
35-39.9 %.....	2-7	
40-44.9 %.....	3-1	
45-49.9 %.....	0-1	
50% and up.....	2-0	

<b>Opponents Field Goal Percentage:</b>		
Less than 35.0 %.....	2-0	
35-39.9 %.....	3-4	
40-44.9 %.....	2-4	
45-49.9 %.....	1-2	
50% and up.....	0-0	

<b>From The Charity Stripe</b>		
Less than 70 %.....	5-9	
70 % or higher.....	3-1	

<b>From Downtown:</b>		
Less than 40 %.....	6-9	
40 % or higher.....	2-1	

<b>Opponents From Downtown:</b>		
Less than 40 %.....	5-6	
Above 40 %.....	3-4	

<b>Rebounds:</b>		
Jaspers have more.....	5-3	
Opponents have more.....	3-6	
Tied.....	0-1	

<b>Assists:</b>		
Jaspers have more.....	6-3	
when opponents have more.....	2-5	
when assists are equal.....	0-2	

<b>Turnovers:</b>		
Jaspers have more.....	3-3	
Opponents have more.....	5-6	
Turnovers are tied.....	0-1	

<b>With Five Minutes To Go:</b>		
Leading.....	7-1	
Trailing.....	1-8	
Tied.....	0-1	

<b>Day Of The Week:</b>		
Monday (1).....	0-1	
Tuesday (2).....	1-1	
Wednesday (4).....	0-2	
Thursday (1).....	1-0	
Friday (6).....	1-2	
Saturday (6).....	3-2	
Sunday (9).....	2-2	

<b>Steals:</b>		
Jaspers have 10+.....	2-0	
Jaspers have less than 10.....	6-10	

<b>Time of game:</b>		
Before 6:00 pm.....	4-3	
6:00 pm or later.....	4-7	

<b>Jaspers Last Game:</b>		
Coming off a loss.....	4-5	
Coming off a win.....	3-5	

<b>Month</b>		
November (5).....	3-2	
December (4).....	1-3	
January (9).....	4-5	
February (8).....	0-0	
March (3).....	0-0	

<b>Games Decided By:</b>		
Less 5 points or less.....	4-3	
6-10 points.....	1-3	
11-15 points.....	3-2	
16-20 points.....	0-2	
more than 20 points.....	0-0	

<b>2019-20 Preseason All-MAAC First Team</b>		
Tajuan Agee (Iona) - Sr.		
E.J. Crawford (Iona) - Sr.		
Stevie Jordan (Rider) - Sr.		
Rich Kelly (Quinnipiac) - Jr.		
Jalen Pickett (Siena) - So. (Preseason POTY)		

<b>2019-20 Preseason All-MAAC Second Team</b>		
Asante Gist (Iona) - Jr.		
Deion Hammond (Monmouth) - Jr.		
Malik Johnson (Canisius) - Sr.		
Ray Salnave (Monmouth) - Jr.		
Frederick Scott (Rider) - Jr.		
Dimencio Vaughn (Rider) - Jr.		

<b>2019-20 Preseason All-MAAC Third Team</b>		
Pauly Paulicap (Manhattan) - Sr.		
Warren Williams (Manhattan) - So.		
Jesus Cruz (Fairfield) - Jr.		
Tyler Marshall (Rider) - Sr.		
Jacob Rigoni (Quinnipiac) - Jr.		
Landon Taliaferro (Fairfield) - Sr.		

<b>MBB Preseason Coaches' Poll</b>		
1. Iona (10) - 119 points		
2. Rider (1) - 109 points		
3. Quinnipiac - 86 points		
4. Monmouth - 81 points		
5. Manhattan - 79 points		
6. Siena - 78 points		
7. Canisius - 52 points		
8. Marist - 44 points		
9. Saint Peter's - 34 points		
10. Niagara - 26 points		
11. Fairfield - 18 points		

## 2019-20 Free Throws last Five Minutes + OT (10-pt games)

Mack	4-4	1.000
Greene	11-14	.786
Stewart	10-16	.625
Williams	3-5	.600
Hinckson	4-7	.571
Paulicap	8-17	.471
Buchanan	2-5	.400
<b>Total</b>	<b>42-68</b>	<b>.618</b>

## The Largest ..... for Manhattan

Lead.....	26 vs. Siena (1/12/20)
Deficit.....	30 at Stony Brook (12/2/19)
Margin of Victory.....	12 (2x last) vs. Quinnipiac (1/16/20)
Margin of Defeat.....	18 at Stony Brook (12/2/19)
Halftime lead.....	17 vs. Siena (1/12/20)
Halftime deficit.....	15 at Stony Brook (12/2/19)
Deficit in win.....	17 at Elon (11/23/19)
Halftime deficit in win.....	10 at Elon (11/23/19)
Lead in loss.....	14 at Marist (1/22/20)
Halftime lead in a loss.....	10 at Marist (1/22/20)
Second-half lead.....	26 vs. Siena (1/12/20)

## 2019-20 Offensive Fouls - Points Accrued

<b>Team</b>	<b>Fouls Drawn - Points</b>
Delaware State	5 - 2 points
UAlbany	1 - 0 points
at Samford	1 - 0 points
at Elon	0 - 0 points
at URI	5 - 0 points
at SBU	3 - 3 points
at Fordham	1 - 0 points
Western Michigan	1 - 0 points
at Hofstra	1 - 0 points
at Canisius	6 - 4 points
at Niagara	1 - 3 points
at Fairfield	4 - 5 points
vs. Siena	2 - 4 points
vs. Quinnipiac	0 - 0 points
vs. Monmouth	2 - 0 points
at Marist	3 - 3 points
at Rider	1 - 0 points
at Saint Peter's	0 - 0 points
<b>Totals</b>	<b>37 - 24 points</b>

## Sophomore Scoring Improvement

<b>Player</b>	<b>2019-20</b>	<b>2018-19</b>	<b>+ ppg</b>
Elijah Buchanan	8.8 ppg	2.8 ppg	+6.0 ppg
Tykei Greene	10.3 ppg	5.7 ppg	+4.6 ppg
Christian Hinckson	6.6 ppg	3.6 ppg	+3.0 ppg
Samir Stewart	9.3 ppg	6.6 ppg	+2.7 ppg

<b>2019-20 Bench Scoring (MC/Opp.)</b>		
<b>Team</b>	<b>2019-20</b>	<b>MC/Opp.</b>
vs. Delaware State	28/20	
vs. UAlbany	5/7	
at Samford	13/11	
at Elon	35/6	
at URI	25/6	
at SBU	13/7	
at Fordham	6/4	
vs. Western Michigan	22/18	
at Hofstra	5/3	
at Canisius	25/19	
at Niagara	9/23	
at Fairfield	26/10	
vs. Siena	20/21	
vs. Quinnipiac	13/20	
vs. Monmouth	15/18	
at Marist	32/27	
at Rider	13/27	
at Saint Peter's	16/43	
<b>Totals</b>	<b>321/300</b>	
<b>Averages</b>	<b>17.8/16.7</b>	

## 2019-20 Manhattan Dunk Tracker

Williams (10), Paulicap (6), Greene (3), Buchanan (2), Okafor (2), Hinckson (1)

<b>20-Point Scoring Games</b>		
<b>Player</b>	<b>Career</b>	<b>2019-20</b>
Tykei Greene	2	2
Tyler Reynolds	2	1
Samir Stewart	2	1
Ebube Ebube	1	0
Nehemiah Mack	1	0
Pauly Paulicap	1	0
Warren Williams	1	0
<b>Double-Digit Rebounding Games</b>		
<b>Player</b>	<b>Career</b>	<b>2019-20</b>
Pauly Paulicap	8	2
Ebube Ebube	4	0
Christian Hinckson	2	2
<b>Double-Doubles</b>		
<b>Player</b>	<b>Career</b>	<b>2019-20</b>
Pauly Paulicap	8	2
Ebube Ebube	1	0

**\* Manhattan is 44-14 (.759) with 10+ steals under Masiello & 27-14 (.659) when forcing 20+ Turnovers**

## 2019-20 TOP GAME PERFORMANCES/MAAC RANKINGS

### Points

25	Tykei Greene at Hofstra (12/22/19)
23	Tyler Reynolds at Marist (1/22/20)
21	Tykei Greene at Niagara (1/5/20)
20	Samir Stewart at Quinnipiac (1/16/20)
19	Warren Williams at Fairfield (1/10/20)
18	Pauly Paulicap vs. Rider (1/26/20)
18	Elijah Buchanan vs. Western Michigan (12/14/19)

### Field Goals Made

10	Tykei Greene at Hofstra (12/22/19)
8	Elijah Buchanan vs. Monmouth (1/18/20)
8	Warren Williams at Fairfield (1/10/20)

### Rebounds

11	Pauly Paulicap vs. Rider (1/26/20)
11	Pauly Paulicap at Fordham (12/7/19)
10	Christian Hinckson at Saint Peter's (1/31/20)
10	Christian Hinckson at Fordham (12/7/19)

### Assists

9	Christian Hinckson at Quinnipiac (1/16/20)
7	Samir Stewart vs. Rider (1/26/20)
6	Nehemiah Mack at URI (11/27/19)
6	Samir Stewart at URI (11/27/19)

### Free Throws Made

9	Tykei Greene vs. Delaware State (11/12/19)
8	Pauly Paulicap vs. Rider (1/26/20)
8	Tykei Greene at Niagara (1/5/20)
7	Samir Stewart at Canisius (1/3/20)
7	Nehemiah Mack vs. Delaware State (11/12/19)

### Blocked Shots

5	Pauly Paulicap vs. Rider (1/26/20)
4	Pauly Paulicap at Saint Peter's (1/31/20)
4	Pauly Paulicap at URI (11/27/19)

### Steals

5	Samir Stewart at Samford (11/19/19)
5	Samir Stewart vs. Delaware State (11/12/19)
4	Christian Hinckson vs. Rider (1/26/20)
4	Christian Hinckson at Canisius (1/3/20)

### 3-Point Field Goals Made

7	Tyler Reynolds at Marist (1/22/20)
5	Tykei Greene at Hofstra (12/22/19)
4	Samir Stewart vs. Rider (1/26/20)
4	Samir Stewart at Quinnipiac (1/16/20)
4	Tyler Reynolds vs. Siena (1/12/20)
4	Tyler Reynolds at Elon (11/23/19)

### Offensive Fouls Drawn

3	Warren Williams at Canisius (1/3/20)
2	Warren Williams at Fairfield (1/10/20)
2	Tykei Greene at Canisius (1/3/20)
2	Warren Williams at Stony Brook (12/2/19)
2	Pauly Paulicap at URI (11/27/19)
2	Ethan Lasko vs. Delaware State (11/12/19)

### Minutes

41	Tyler Reynolds at Marist (1/22/20)
39	Tykei Greene vs. UAlbany (11/16/19)
38	Tykei Greene at Hofstra (12/22/19)
37	Christian Hinckson at Fordham (12/7/19)

#### Jaspers Among MAAC Leaders (2019-20)

##### PPG:

- Tykei Greene - 10.3 (23rd)
- Pauly Paulicap - 9.6 (1-28th)
- Samir Stewart - 9.3 (30th)

##### RPG:

- Pauly Paulicap - 6.3 (7th)
- Christian Hinckson - 5.6 (13th)
- Tykei Greene - 5.3 (15th)

##### FG %:

- Warren Williams - .571 (3rd)
- Pauly Paulicap - .462 (12th)

##### Assists:

- Samir Stewart - 3.1 (7th)
- Nehemiah Mack - 2.6 (12th)

##### Assist/TO Ratio:

- Samir Stewart - 1.6 (7th)

##### Steals:

- Christian Hinckson - 1.7 (2nd)
- Samir Stewart - 1.4 (8th)

##### 3PT/GM:

- Tyler Reynolds - 2.2 (1-5th)
- Samir Stewart - 1.9 (12th)

##### Blocks:

- Pauly Paulicap - 1.6 (2nd)

##### Offensive Rebounding:

- Pauly Paulicap - 2.4 (3rd)
- Tykei Greene - 1.7 (1-14th)

##### Defensive Rebounding:

- Christian Hinckson - 4.2 (9th)

##### Minutes:

- Samir Stewart - 28.5 (22nd)
- Tykei Greene - 28.5 (23rd)
- Christian Hinckson - 28.1 (24th)
- Tyler Reynolds - 27.1 (28th)



#### Manhattan

##### 2019-20 MAAC Team Rankings

Category	Stat	Rank
Scoring Offense	63.2	9th
Scoring Defense	65.1	3rd
Scoring Margin	-1.9	7th
Free Throw %	.620	10th
Field Goal %	.394	10th
Field Goal % Defense	.400	2nd
3-Pt Field Goal %	.317	10th
3-Pt FG % Defense	.356	8th
3-Pt Made	7.5	5th
Rebounding Offense	35.8	5th
Rebounding Defense	37.9	9th
Rebounding Margin	-2.1	7th
Defensive Rebounds	25.5	4th
Offensive Rebounds	10.3	4th
Blocked Shots	3.5	4th
Assists	13.3	3rd
Assist/T-over Ratio	0.9	4th
Steals	7.1	5th
Turnover Margin	+1.17	3rd

### The Last Time Manhattan...

Scored 100 points in a game: Manhattan won 111-84 at Long Island on November 26, 2001.

Allowed 100 points in a game: Manhattan fell 108-61 to #25/#19 West Virginia on November 28, 2016 at the WVU Coliseum.

Both teams scored 100: On February 27, 1998, the Jaspers battled Fairfield through three overtimes, falling 108-105 at Draddy Gym.

Scored between 90-99: Manhattan defeated Niagara 90-80 at Draddy Gymnasium on January 5, 2019.

Won an overtime game: defeated Fordham 54-53 in overtime at Rose Hill Gymnasium on December 7, 2019.

Lost an overtime game: Manhattan fell to Marist 75-73 in overtime at the McCann Center on January 22, 2020.

Played double overtime: Manhattan defeated Quinnipiac 92-86 in double overtime at the Draddy Gymnasium on February 25, 2018.

Played triple overtime: Manhattan defeated Siena 92-87 in triple overtime at Draddy Gymnasium on January 4, 2016.

Won by a single point: Manhattan defeated Fordham 54-53 in overtime at Rose Hill Gymnasium on December 7, 2019.

Lost by a single point: The Jaspers fell 59-58 on December 14, 2019 vs. Western Michigan.

Defeated a ranked opponent: On March 16, 1995, the Jaspers topped #17 Oklahoma 77-67.

Defeated the #1 ranked team: On March 11, 1958, Manhattan took down #1 West Virginia 89-84.

Won by 20-29 points: Manhattan defeated Quinnipiac 95-74 at Draddy Gymnasium on February 19, 2017.

Won by 30-39 points: The Jaspers earned a 81-47 victory over Fordham at Draddy Gymnasium on December 7, 2011.

Won by 40+ points: Manhattan cruised to a 94-51 victory at Binghamton on December 30, 2011.

Lost by 20-29 points: Manhattan dropped an 80-50 decision vs. Hofstra on December 10, 2018.

Lost by 30+ points: Manhattan dropped an 108-61 decision to #25/#19 West Virginia on November 28, 2016 at the WVU Coliseum.

Scored fewer than 50 points: Manhattan dropped a 65-47 decision at Stony Brook on December 2, 2019.

Scored fewer than 40 points: Manhattan defeated Fairfield 34-31 on March 1, 2013 at Draddy Gymnasium.

Allowed fewer than 50 points: Manhattan defeated Fairfield 62-49 at Draddy Gymnasium on January 31, 2019.

Allowed fewer than 40 points: Manhattan defeated UNC Asheville 54-38 on November 18, 2018 in Highland Heights, KY.

Allowed fewer than 30 points: The Jaspers defeated NJIT 70-28 on November 10, 2007 in Newark, NJ

Shot over 60% from the field: Manhattan shot 65.1% (28-43) en route to a 70-65 victory over Canisius on February 17, 2019.

Shot under 35% from the field: Manhattan shot 33.3 percent (19-of-57) in a 54-53 overtime win at Fordham on December 7, 2019.

Shot under 20% in a half: Manhattan went 5-for-28 (17.9%) from the field in the second half of a 69-50 loss vs. SPU on February 12, 2017.

Shot 60% or better from 3-point range: Manhattan shot 61.5% (8-of-13) from long range in a 70-65 win at Canisius on February 17, 2019.

Shot over 90% from the free throw line: Manhattan shot 90.9% (20-22) at the free throw line in a 68-57 win at Saint Peter's on January 21, 2018.

Held an opponent under 35.0% from the field: Manhattan's defense stifled Fordham into 32.2 % shooting (19-for-59) from the floor in a 54-53 overtime win on December 7, 2019.

Attempted 40+ free throws: Manhattan made 33-of-41 free throws in a 93-76 win over Monmouth on February 10, 2018.

Connected on 30 free throws: Manhattan made 33-of-41 free throws in a 93-76 win over Monmouth on February 10, 2018.

Grabbed more than 50 rebounds in a game: Manhattan outrebounded Marist 51-39 in a 90-88 loss in Poughkeepsie on January 2, 2017.

Grabbed fewer than 30 rebounds: Manhattan pulled down 18 rebounds in a 68-60 loss at Fairfield on January 10, 2020.

Dished out 20 or more assists: Manhattan handed out 21 assists on 26 field goals in a 69-57 win over Quinnipiac on January 16, 2020.

Swiped 20 or more steals: On January 3, 2001, the Jaspers notched 22 steals against Long Island.

2019-20 Starting Line-Ups					
Delaware State (W-85-74)	Stewart	Buchanan	Greene	Hinckson	Paulicap
UAlbany (W-57-51)	Stewart	Buchanan	Greene	Hinckson	Paulicap
at Samford (L-57-70)	Stewart	Buchanan	Greene	Hinckson	Paulicap
at Elon (W-69-64)	Stewart	Buchanan	Greene	Hinckson	Paulicap
at URI (L-64-73)	Stewart	Buchanan	Greene	Hinckson	Paulicap
at Stony Brook (L-47-65)	Stewart	Buchanan	Greene	Hinckson	Paulicap
at Fordham (W-54-53 (ot))	Stewart	Buchanan	Greene	Reynolds	Paulicap
Western Michigan (W-59-58)	Mack	Buchanan	Greene	Reynolds	Paulicap
at Hofstra (L-51-63)	Stewart	Buchanan	Greene	Reynolds	Paulicap
at Canisius (W-71-67)	Stewart	Buchanan	Greene	Reynolds	Paulicap
at Niagara (W-67-62)	Stewart	Buchanan	Greene	Reynolds	Paulicap
at Fairfield (L-60-68)	Stewart	Buchanan	Hinckson	Reynolds	Paulicap
vs. Siena (W-81-69)	Stewart	Buchanan	Hinckson	Reynolds	Paulicap
vs. Quinnipiac (W-69-57)	Stewart	Buchanan	Hinckson	Reynolds	Paulicap
vs. Monmouth (L-58-65)	Stewart	Buchanan	Hinckson	Reynolds	Paulicap
at Marist (L-73-75)	Stewart	Buchanan	Hinckson	Reynolds	Paulicap
vs. Rider (L-63-67)	Stewart	Buchanan	Greene	Reynolds	Paulicap
at Saint Peter's (L-53-70)	Stewart	Buchanan	Hinckson	Reynolds	Paulicap



### The last time a Manhattan player...

Scored 50 or more points in a game: **Bob Mealy** recorded 51 points against CCNY during the 1959-1960 season.

Scored 40 or more points in a game: **Luis Flores** exploded for 44 points at Fairfield on January 23, 2003.

Scored 30 or more points in a game: **Zavier Turner** had 31 points on 10-of-20 shooting in a 92-86 win vs. Quinnipiac on February 25, 2017.

Scored 25 or more points in a game: **Tykei Greene** had 25 points on 10-of-17 shooting, including going 5-for-5 from deep, in a 63-51 loss at Hofstra on December 22, 2019.

Collected 30 or more rebounds in a game: **Bill Campion** grabbed 30 boards versus Hofstra during the 1972-73 season.

Collected 20 or more rebounds in a game: **Keith Bullock** pulled down 21 rebounds on December 30, 1992 versus Rutgers.

Collected 15 or more rebounds in a game: **Zane Waterman** grabbed a career-high 15 rebounds in a 62-58 loss to Monmouth on February 10, 2014.

Two players collect 10 or more rebounds in a game: **Pauly Paulicap** (11 rebounds) and **Christian Hinckson** (10 rebounds) each notched double-figures on the glass in a 54-53 overtime win at Fordham on December 7, 2019.

Dished out 15 or more assists in a game: **Tom Courtney** registered 15 assists vs. Columbia during the 1978-1979 season.

Had 10 or more assists in a game: **Zavier Turner** finished with 11 assists in an 88-75 loss at Iona on February 23, 2018.

Blocked nine or more shots in a game: **Rhamel Brown** blocked a school-record matching nine shots at Siena on February 21, 2014.

Blocked five or more shots in a game: **Pauly Paulicap** blocked five shots in a 67-63 loss to Rider on January 26, 2020.

Had eight or more steals in a game: **Michael Alvarado** tied a program record by recording eight steals in a 73-51 victory over Marist on February 2, 2012 at Draddy Gymnasium.

Had five or more steals in a game: **Samir Stewart** had five steals in a 70-57 loss at Samford on November 19, 2019.

Connected on five or more 3-pointers in a game: **Tyler Reynolds** buried seven three-pointers in Manhattan's 75-73 overtime loss at Marist on January 22, 2020.

Connected on 15 or more free throws in a game: **Laurence Jolicoeur** shot a perfect 15-for-15 from the free-throw line leading Manhattan to a 72-65 victory at Loyola on February 7, 2009.

Had a triple-double: none

Had five players score in double figures: **Tykei Greene (15)**, **Elijah Buchanan (12)**, **Christian Hinckson (10)**, **Pauly Paulicap (10)** and **Samir Stewart (10)** each scored in double figures in Manhattan's 85-74 win over Delaware State on November 12, 2019.

Had six players scored in double figures: On December 30, 2011, **George Beamon (19)**, **Liam McCabe-Moran (14)**, **Emmy Andujar (13)**, **Donovan Kates (13)**, **Rhamel Brown (11)** and **Roberto Colonette (10)** scored in double figures in a 94-51 victory at Binghamton.

Had two players post double-doubles: **Rich Williams (10 points, 11 rebounds)** and **Pauly Paulicap (13 points, 13 rebounds)** had double-doubles in a 51-47 win at Siena on February 2, 2018.

Had a double-double in points and rebounds: **Pauly Paulicap (18 points, 11 rebounds)** had a double-double in a 67-63 loss vs. Rider on January 26, 2020.

Had a double-double in points and assists: **Zavier Turner** recorded 20 points and 10 assists at Saint Peter's on January 21, 2018.

Two players score 20 or more points in a game: **Zavier Turner (31)** and **Rich Williams (23)** each tallied at least 20 points on February 25, 2018 in Manhattan's 92-86 victory vs. Quinnipiac.

Three players score 20 or more points in a game: **Zane Waterman (26)**, **Calvin Crawford (22)** and **Aaron Walker Jr. (20)** each tallied a 20 points on February 19, 2017 in Manhattan's 95-74 victory vs. Quinnipiac.

#### Manhattan College 1,000-Point Scorers

Name	Years	Games	Points
1. Luis Flores	2001-04	89 games	2,046
2. Keith Bullock	1989-93	120 games	1,992
3. Tim Cain	1981-85	108 games	1,872
4. George Beamon	2009-14	119 games	1,843
5. Durelle Brown	1997-01	112 games	1,634
6. Peter Runge	1986-90	103 games	1,622
7. Steve Grant	1974-78	103 games	1,610
8. Shane Richards	2013-16	129 games	1,472
9. Larry Lembo	1962-65	66 games	1,443
10. Darryl Crawford	2006-10	121 games	1,431
11. Emmy Andujar	2011-15	130 games	1,345
12. George Bucci	1972-75	79 games	1,331
13. John Leonard	1978-82	103 games	1,329
14. Jamal Marshall	1991-95	117 games	1,307
15. Dave Holmes	2000-04	112 games	1,291
John Marren	1967-70	70 games	1,291
17. Brian Mahoney	1968-71	72 games	1,289
18. Zane Waterman	2014-18	122 games	1,275
19. Ed O'Connor	1951-55	106 games	1,271
20. Jason Hoover	1993-97	115 games	1,250
21. Billy Wheeler	1986-88	57 games	1,238
22. Bob Kelly	1945-49	98 games	1,230
23. Bill Campion	1972-75	74 games	1,223
24. Rich Williams	2013-18	123 games	1,187
24. Devon Austin	2005-09	111 games	1,177
26. Rhamel Brown	2010-14	129 games	1,172
27. Michael Alvarado	2010-14	116 games	1,170
28. Gerry Paulson	1954-57	69 games	1,154
29. Russ Williams	1987-92	118 games	1,140
30. Jack Powers	1955-58	74 games	1,139
31. Carey Edwards	1989-94	114 games	1,133
32. Antoine Pearson	2006-10	121 games	1,123
33. Arturo Dubois	2004-07	90 games	1,111
34. Angelo Lombardo	1954-57	70 games	1,049
34. Ed Lawson	1984-88	113 games	1,049
36. Ron Petro	1960-64	64 games	1,031
37. Bob Mealy	1957-60	60 games	1,028
38. Bill Goodfellow	1965-68	65 games	1,025
39. Martin Baietti	1965-68	59 games	1,005



## ALL-TIME TEAM RECORDS

Most points, one game—119 vs. Wagner - 1970–1971  
Most opponent points, one game—137 by Saint Peter's - 1969–1970  
Largest margin of victory—68 vs. Brooklyn (104-36) - 1953–1954  
Most field goals, one game—52 vs. Saint Peter's - 1963–1964  
Most free throws converted, one game—42 vs. Army - 1958–1959  
Most three-pointers converted, one game—15 vs. Niagara (2/27/94)  
Most three-pointers attempted, one game— 43 vs. Canisius (1/31/00)  
Most three-pointers converted, season—244 - 2011-2012  
Most three-pointers attempted, season—676 - 2011-2012  
Most rebounds, one game—79 vs. Southern Connecticut, 1955–1956  
Most personal fouls, one game — 36 vs. Saint Peter's 1956–1957;  
36 vs. Southern Connecticut, 1963–1964  
Most games won, season—26 - 1994–1995  
Longest win streak—17 - 1930–1931  
Most points, one half—76 vs. Saint Peter's 1969–1970  
Most assists, one game—36 vs. Fairfield 1987–1988  
Most steals, one game—32 vs. Lehman 1987–1988

## ALL-TIME INDIVIDUAL RECORDS

Most points, one game (vs. CCNY) 51 by Bob Mealy, 1959-1960  
Most points, one half (vs. Saint Peter's) 30 by Henry Seawright, 1969-1970  
Most points, season—744 by Luis Flores, 2003-2004  
Most points, career—2,046 by Luis Flores, 2001-2004  
Most rebounds, one game (vs. Hofstra)—30 by Bill Campion, 1972-1973  
Most rebounds, season—419 by Bill Campion, 1973-1974  
Most rebounds, career—1,070 by Bill Campion, 1972-1975  
Most blocked shots, one game—9 by Rhamel Brown (vs. Fordham, 11/26/13)  
Most blocked shots, season—120 by Rhamel Brown, 2013-14  
Most blocked shots, career—367 by Rhamel Brown, 2010-2014  
Most assists, one game (vs. Columbia)—15 by Tom Courtney, 1978–1979  
Most assists, season—176 by Phil Lane, 1999-2000  
Most assists, career—447 by Ed Lawson, 1983-1988  
Most steals, game-  
8 by Steve Boyle, 1985–1986, 1987–1988 (vs. Holy Cross, Lehman);  
8 by Von Damien Green, 2001–2002 (Fordham);  
8 by Michael Alvarado 2011-2012 (Marist)  
Most steals, career—218 by Carey Wilson, 1989–1993  
Most field goals, one game (vs. Adelphi)—20 by Bob Mealy, 1957–1958  
Most three-pointers, one game (vs. Canisius)—9 by Bruce Seals, 1999–2000  
Most three-pointers, season— 92 by Shane Richards 2014-2015  
Most three-pointers, career—312 by Shane Richards, 2012-2016  
Highest three-point percentage, season—45.8% by Charles Dubra, 1988-1989  
Highest three-point percentage, career—41.8% by Charles Dubra, 1988-1992  
Most free throws attempted, one game—27 by Gerry Cahill, 1953–1954  
Most free throws made, one game—17 (of 17) by Luis Flores, 2003–2004  
Most consecutive free throws made—38 by Xavier Turner, 2016-2017  
Most points by an opponent, one game—53 by Tom Schwester, 1969–1970  
Most dunks, season—56 by Stephen Grant, 1977–1978  
Highest scoring average, season—25.7 by Larry Lembo, 1963–1964  
Highest scoring average, career—23.0 by Luis Flores, 2001–2004  
Highest rebounding average, season—15.5 by Bill Campion, 1973–1974  
Highest rebounding average, career—14.5 by Bill Campion, 1972–1975  
Highest field goal percentage, season—60.5 by Ed O'Connor, 1954–1955;  
60.5 by Stephen Grant, 1977–1978

## All-Time 100+ Point Games

Points vs. opponent	Score	Year
119 vs. Wagner	119–69	71–72
118 vs. Saint Peter's	118–95	63–64
114 vs. Southern Conn.	114–73	65–66
112 vs. Saint Peter's	112–137	69–70*
111 vs. Rutgers	111–88	64–65
111 vs. St. Francis (N.Y)	111–75	71–72
111 vs. Long Island	111–84	01–02
110 vs. Seton Hall	110–87	72–73
109 vs. CCNY	109–67	59–60
108 vs. Wagner	108–106	77–78
106 vs. N.Y.U.	106–81	57–58
106 vs. Lehigh	106–67	99–00
105 vs. Hartwick	105–62	54–55
105 vs. Southern Conn.	105–81	63–64
105 vs. Siena	105–89	75–76
105 vs. Fairfield	105–108	87–88
104 vs. Brooklyn	104–36	53–54**
104 vs. New Hampshire	104–81	90–91
103 vs. Marist	103–66	77–78
103 vs. Fordham	103–92	77–78
103 vs. Wagner	103–64	94–95
102 vs. Bridgeport	102–53	58–59
101 vs. Marist	101–96	17–18
101 vs. Bridgeport	101–63	54–55
101 vs. Adelphi	101–84	65–66
101 vs. Bridgeport	101–93	66–67
101 vs. Bridgeport	101–89	68–69
101 vs. Marist	101–65	72–73
101 vs. Wagner	101–55	72–73
100 vs. Connecticut	100–86	56–57
100 vs. Wagner	100–67	56–57
100 vs. West Virginia	100–101	73–74
100 vs. Fairfield	100–93	99–00

\* highest total ever by an opponent

\*\* Manhattan's largest ever margin of victory (68 points)

## ALL-TIME NBA DRAFTEES

Name	Year	Team	Round
Ed O'Connor	1955	Milwaukee	8th
Gerry Paulson	1957	Cincinnati	3rd
Angelo Lombardo	1957	Philadelphia	3rd
Bob Mealy	1960	Philadelphia	3rd
Larry Lembo	1965	New York	6th
Bob Chlupsa	1967	San Diego	13th
Martin Baietti	1968	Atlanta	8th
Grady O'Malley	1969	2Atlanta	19th
John Marren	1970	New York	4th
Brian Mahoney	1971	Cleveland	5th
Richie Garner	1972	New York	10th
Mike Moore	1973	New York	7th
George Bucci	1975	Buffalo	3rd
Bill Campion	1975	Milwaukee	4th
Tom Lockhart	1976	Milwaukee	5th
Ricky Marsh	1977	Golden State	8th
Steve Grant	1978	Atlanta	3rd
Jo-Jo Walters	1979	Washington	8th
John Leonard	1982	New York	10th
Luis Flores	2004	Houston	2nd



# Steve Masiello (135-141; 84-77 MAAC)

## Ninth Year at Manhattan University of Kentucky

### 2x Metropolitan Coach of the Year

**Steve Masiello** is in his ninth year as the Head Coach of the Manhattan Men's Basketball program.

During Masiello's tenure with Manhattan, he has experienced unprecedented success while leading the Jaspers to back-to-back MAAC Championships and subsequent trips to the NCAA Tourney.

Also under his guidance, Masiello has overseen the development of 12 All-MAAC performers, seven MAAC Major Award winners, 12 MAAC All-Academic performers, seven 1,000-point scorers and three MAAC All-Rookie honorees at the school with two Metropolitan Coach of the Year Awards.

Two years ago, the Jaspers became first-ever team to win a game in Europe under Masiello's watch as Manhattan defeated Holy Cross 70-54 in the first game of the inaugural Belfast Classic.

**Pauly Paulicap '20** became the just the second player in school history to win MAAC Defensive Player of the Year honors, joining 3x winner **Rhamel Brown '14**.

**Rich Williams '17** was named to the All-MAAC Second Team while **Zane Waterman '18** earned All-MAAC Third Team recognition for the second-straight season.

Williams averaged 14.6 ppg and 4.8 rpg while Waterman garnered 11.9 ppg and 6.6 rpg en route to becoming just the 14th player in school history to earn at least two All-MAAC accolades.

In 2016-17, Masiello became just the fifth coach in school history to win 100 games in the Jaspers' thrilling 70-69 win over Niagara.

Under his guidance, Waterman developed into one of the top players in the league and earned All-MAAC Third Team honors, averaging 14.5 points and 7.0 rebounds per game.

During Masiello's tenure with Manhattan, he has experienced unprecedented success while leading the Jaspers to back-to-back MAAC Championships and subsequent trips to the NCAA Tournament.

Masiello, who has also guided Manhattan to three-straight MAAC Title game appearances and two 20-win campaigns, broke ESPN analyst and Jasper Hall of Fame selection Fran Fraschilla's school record for career MAAC Tournament wins with his eighth in Manhattan's 79-69 victory over Iona in the 2015 Championship Game.

Additionally, Masiello, who has been a member of the school's last four league titles, has a school-record 10 MAAC Tournament wins and an impressive .643 winning percentage during tournament play.

In guiding the program to its second-straight MAAC Championship in 2014-15, the Jaspers capped the season with seven wins over their final nine games and were an impressive 9-4 over the final two months of the season.

Leading the charge in Manhattan's run to the 2015 MAAC Championship was **Emmy Andujar '15**, who earned First Team All-MAAC and MAAC All-Tournament accolades after ranking among the top-five in the circuit in scoring, rebounding, field goal percentage, assists and steals while graduating as the first player in school history to notch 1,300 points, 750 rebounds, 350 assists and 150 steals.

Far from a one-man team, Masiello also oversaw in the development of **Ashton Pankey '15** and **RaShawn Stores '15**. Pankey earned Third Team All-MAAC honors before being named as the Most Outstanding Performer at the 2015 MAAC Championships. Stores paced the MAAC in assist/turnover ratio while spearheading a well-rounded Manhattan attack that featured a tenacious defense and a precision offense.

**Shane Richards '16** battled injuries to earn MAAC All-Tournament Team honors while becoming the Jaspers' single-season and career three-point leader.

During Masiello's first seven years, his teams have continuously ranked among the NCAA's best in defensive categories such as blocks, steals, field goal percentage defense, three-point field goal percentage defense and turnover margin.

Four seasons ago, Manhattan went 25-8 and won the 2014 MAAC Championship over Iona by a 71-68 count. It was the Jaspers' first MAAC Title and first 25-win campaign since the 2003-2004 season. For his efforts, Masiello earned the prestigious 2014 Metropolitan Coach of the Year, awarded by the Met Basketball Writers Association.

In the landmark campaign, Brown earned his third-straight MAAC Defensive Player of the Year selection while **George Beamon '14** collected his second First Team All-MAAC honor with Brown landing on the Third Team.

Despite a number of key early-season injuries in 2012-13, the Jaspers rallied to win eight of their last 11 games down the stretch. Manhattan reached the MAAC Championship game for the first time in nine years, coming up just three points short of reaching the NCAA Tournament in a miraculous run.

After the season, Brown was voted Second Team All-MAAC, Second Team All-Metropolitan and the MAAC Defensive Player of the Year. The accolades continued for the Jaspers as Richards earned MAAC Co-Rookie of the Year honors and was joined by Richards on the All-Rookie Team.

In his first season at Manhattan, the Jaspers enjoyed the biggest turnaround in the nation, posting 21 victories in 2011-2012, a NCAA-best 15-win improvement from the previous season. It went down as the largest turnaround in program history while the 21 wins were the second most wins by a Manhattan first-year head coach, trailing only Fraschilla's 23 set in 1992-1993.

As a result of the Jaspers' marked improvement, Masiello shared Metropolitan Co-Coach of the Year honors with Dan Hurley.

The Jaspers have also excelled in the classroom under Masiello as his players sport a perfect 100 percent graduation rate. Three players earned both MAAC All-Academic distinction and the prestigious Honors Court recognition by the National Association of Basketball Coaches (NABC) in 2012.

Masiello was named Manhattan's 23rd head coach in program history on April 11, 2011. He returned to his native New York after spending six years in the Big East as an assistant at Louisville under Rick Pitino.

Over his six-year tenure with the Cardinals, Masiello helped lead Louisville to a 148-61 (.708) overall record, six straight 20-win seasons and four NCAA Tournament appearances. The Cardinals advanced to the Elite Eight twice (2008 & 2009) during that time while Masiello played a vital role in building Louisville's 2009 Big East Championship team, which won 31 games, including a program record 16 in conference, and entered the NCAA Tournament as the No. 1 overall seed.

Masiello was named one of the nation's Top 25 collegiate assistant coaches according to FoxSports.com (2010) & Rivals.com (2007). He managed Louisville's game preparation and scouting responsibilities for his last three years with the program as the Cardinals amassed a 76-29 (.724) overall record, including a 39-15 (.722) mark in the Big East during this stretch.

Masiello is back in Riverdale for his second coaching tenure at Manhattan. He previously helped lead the Jaspers to three postseason appearances in four years (2001-2005) as an assistant, which included two MAAC Championships and subsequent trips to the NCAA Tournament (2003 & 2004) and one to the NIT (2002). Under his tutelage, Manhattan posted an 83-36 (.697) overall record with Masiello serving a key contributor to the Jaspers' coaching staff.

During that time Masiello also helped Manhattan to arguably one of the finest wins in program history when the Jaspers defeated Florida in the First Round of the 2004 NCAA Tournament. In terms of player development, Masiello helped **Luis Flores '04** blossom into a NBA Player.

A four-year member of the Wildcats' basketball team, Masiello, played under head coaches Pitino (1996-1997) and Tubby Smith (1997-2000). During his playing career, Kentucky went to the Final Four twice (1997 & 1998), advancing to the National Championship game both times and winning the title in 1998. Masiello was named the Wildcats' co-captain his senior year.



# @Steve\_Masiello Information

## Masiello's Winning Ways

### As a Head Coach

#### Manhattan College (2011-present)

Season	Record	Finish
2019-20	8-10	
2018-19	11-21	MAAC Quarterfinals
2017-18	14-17	MAAC Quarterfinals
2016-17	10-22	MAAC First Round
2015-16	13-18	MAAC Quarterfinals
<b>2014-15</b>	<b>19-14</b>	<b>NCAA Tournament First Round</b> <b>MAAC Champs</b>
<b>2013-14</b>	<b>25-8</b>	<b>NCAA Tournament Second Round</b> <b>MAAC Champs</b>
2012-13	14-18	MAAC Finalists
2011-12	21-13	CIT Second Round
Total	135-141	

### As an Assistant coach

#### University of Louisville (2005 – 2011)

Season	Record	Finish
<b>2010-11</b>	<b>25-10</b>	<b>NCAA Tournament Second Round</b>
<b>2009-10</b>	<b>20-13</b>	<b>NCAA Tournament Second Round</b>
<b>2008-09</b>	<b>31-6</b>	<b>NCAA Tournament Elite Eight</b> <b>Big East Champs (Overall #1 Seed)</b>
<b>2007-08</b>	<b>27-9</b>	<b>NCAA Tournament Elite Eight</b>
<b>2006-07</b>	<b>24-10</b>	<b>NCAA Tournament Second Round</b>
<b>2005-06</b>	<b>21-13</b>	<b>NIT Semifinals</b>
Total	148-61	

#### Manhattan College (2001 – 2005)

Season	Record	Finish
2004-05	15-14	MAAC Second Round
<b>2003-04</b>	<b>25-6</b>	<b>NCAA Tournament Second Round</b> <b>MAAC Champs</b>
<b>2002-03</b>	<b>23-7</b>	<b>NCAA Tournament First Round</b> <b>MAAC Champs</b>
2001-2002	20-9	NIT First Round
Total	83-36	

### Playing career

#### University of Kentucky (1996 – 2000)

Season	Record	Finish
<b>1999-2000</b>	<b>23-10</b>	<b>NCAA Tournament Second Round</b>
<b>1998-1999</b>	<b>28-9</b>	<b>NCAA Tournament Elite Eight</b> <b>SEC Champions</b>
<b>1997-1998</b>	<b>35-4</b>	<b>NCAA Tournament Champions</b> <b>SEC Champs</b>
<b>1996-1997</b>	<b>35-5</b>	<b>NCAA Tournament Runner-Up</b> <b>SEC Champs</b>
Total	121-28	

\* From 2010-11 until 2014-2015 the NCAA Play-In Games were officially denoted as the "First Round."

### Quick Hits


- One of seven coaches 42 or younger to have two conference titles and two trips to the NCAA Tournament on his resume.
- Named as one of the "25 Most Intriguing Coaches" In Division I By *Yahoo*.
- Slated as one of the "10 Coaches On The Rise" in Division I by *CBS Sports*.
- Has participated in the NCAA Tournament in 13 of his 24 seasons as a player or coach, including being a part of eight conference champions and one National Championship.
- Has been a part of four of Manhattan's five MAAC Championships and five of the Jaspers' 20-win campaigns during his 12 full years in Riverdale (Assistant & HC).
- Guided Manhattan to its second-straight MAAC Championship in 2015.
- Led the Jaspers to the 2014 MAAC Title and the second-most wins (25) school history.
- Has guided Manhattan to 135 victories in this his ninth season, ranking fourth all-time, and is first with 10 MAAC Tournament wins.
- Broke current *ESPN* analyst **Fran Fraschilla** school-record for MAAC Tournament wins with his eighth in the 2015 MAAC Championship against Iona.
- Has led the Jaspers to three MAAC Championship games and a pair of title wins over Iona.
- Under his guidance, Manhattan had 16 road/neutral wins in 2013-2014, third most in the nation.
- In 2013, guided the Jaspers to their first MAAC championship game since 2004.
- Two-time Metropolitan Writers Association Co-Coach of the Year (2012 | 2014).
- Manhattan had the top turnaround in the nation with a 15-win improvement in 2011-2012 (all at NCAA Division I level), coming off a 6-25 overall record.
- Guided the Jaspers to 21 wins in 2011-2012, the second most for a rookie head coach in program history.
- In his 24-year collegiate career as a player or a coach, has a career record of 496-287, including 375-259 on the sidelines.
- Has accrued One National Title, One National Runner-Up Appearance, Two Final Fours, Six Elite Eight Berths, Eight Conference Championships, 13 NCAA Appearances and 15 20-Win Campaigns.
- **Warren Williams '21** was named to the MAAC All-Rookie Team, after averaging 9.2 points per game while shooting a league-best 57.1 percent.
- Two years ago, **Rich Williams '17** and **Zane Waterman '18** garnered All-MAAC honors while **Pauly Paulicap '20** was tabbed as the MAAC Defensive POTY.
- Four seasons ago, **Shane Richards '16** earned First Team All-MAAC honors and graduated as one of just five MAAC players with over 300 career three pointers.
- Five years ago, **Emmy Andujar '15** blossomed into a First Team All-MAAC selection after leading the team and ranking among the top-five in the league in scoring, rebounding, assists and steals.
- Joining Andujar with All-MAAC recognition was **Ashton Pankey '15**, who secured Third Team accolades.
- Pankey also was named the 2015 MAAC Tournament Most Outstanding Player while Andujar & Richards were named to the All-Tournament team.
- He also oversaw the development of three-time MAAC Defensive Player of the Year **Rhameil Brown '14**, two-time First Team All-MAAC selection and 2014 MAAC MOP **George Beamon '14** and 2014 Third Team All-MAAC selection **Michael Alvarado '14**.

\* Leaves a chair on the bench for his late father Stephen while his mother Kit attends every game and sits directly behind the bench.






**Game 16 - Marist 75 Manhattan 73 (ot) (1/22/20)**



Official Basketball Box Score - Game Totals - Final Statistics

Manhattan vs Marist

01/22/2012 7:00 pm at Poughkeepsie, NY - McCann Arena



Manhattan 73 • 8-3; 4-3 MAAC

#	Player	Total FG-FGA	3-P/Fr	FT-FTA	Rebounds Off	Def Tot	PF	TP	A To	Bk Stl	Mis	Min									
14	Reynolds, Tyler f	7-13	7-13	2-2	0	4	4	0	23	3	1	0	0								
37	Paulicap, Pauly f	3-7	0-0	1-3	3	3	6	4	7	1	2	1	21								
4	Stewart, Samir g	1-5	1-5	3-3	0	3	3	4	6	2	5	0	1								
12	Hickson, Christian g	0-0	0-0	0-0	1	1	2	5	0	1	2	0	128								
25	Buchanan, Elijah g	2-5	1-3	0-0	0	2	2	4	5	2	0	0	1								
00	Williams, Warren	4-5	0-0	6-8	2	4	6	3	14	1	4	1	1								
03	Reid, Romar	0-1	0-0	1-2	0	0	0	1	1	3	3	0	2								
10	Mack, Nehemiah	1-7	1-6	0-0	0	5	5	3	3	1	1	0	0								
15	Okafor, Michael	1-1	0-0	1-1	0	2	5	3	3	0	0	0	35								
22	Greene, Tykel	3-7	2-5	3-7	0	3	3	11	1	3	1	0	26								
31	Cisse, Adam	0-1	0-0	0-0	0	0	0	0	0	0	0	0	1								
Team					0	3	3														
Totals		22-52	12-32	17-26	6	31	37	32	73	15	21	3	6								
FG % 1st Half: 41.26    42.3%													2nd half:	41.26    41%	OT:	3-7    42.9%	Game:	22-52    42.3%	Deadball Rebounds	7	
3FG % 1st Half: 61.5%													40.0%	2nd half:	3-11    27.3%	OT:	3-6    50.0%	Game:	12-32    37.5%	Deadball Rebounds	7
FT % 1st Half: 7-8													87.5%	2nd half:	8-15    53.3%	OT:	2-3    66.7%	Game:	17-26    65.4%		

Marist 75 • 4-3; 3-5 MAAC

#	Player	Total FG-FGA	3-P/Fr	FT-FTA	Rebounds Off	Def Tot	PF	TP	A To	Bk Stl	Mis	Min									
15	Jordan Jones c	1-2	0-0	2-4	0	1	1	4	4	0	0	0	0								
4	Tyler Sagl g	6-12	5-9	6-6	0	2	2	1	23	0	2	0	13								
5	Michael Cabbage g	1-8	0-1	7-13	0	9	9	2	9	6	2	0	45								
13	Matthew Herasime g	3-6	1-3	0-0	1	4	5	4	7	0	0	0	36								
2	Tyler Kent-Furcy g	1-4	0-0	3-5	1	3	4	4	1	4	4	0	26								
10	Jack Cavanaugh	0-0	0-0	0-0	0	0	2	0	0	2	0	0	1								
10	Henry Mackay	0-0	0-0	0-0	0	0	0	0	0	0	0	0	1								
11	Tobias Sjoborg	0-0	0-0	0-0	0	0	0	4	0	1	0	0	7								
24	Braden Bell	4-13	1-3	8-9	1	1	2	4	17	1	3	0	34								
30	Zion Toroff	3-4	0-0	4-7	4	3	7	1	10	0	1	0	24								
Team					1	2															
Totals		19-50	7-16	30-45	8	24	32	26	75	8	16	1	5								
FG % 1st Half: 6-20    30.0%													2nd half:	10-22    45.5%	OT:	3-8    37.5%	Game:	19-50    38.0%	Deadball Rebounds	7	
3FG % 1st Half: 2-6													33.3%	2nd half:	3-7    42.9%	OT:	2-3    66.7%	Game:	7-16    43.8%	Deadball Rebounds	7
FT % 1st Half: 11-17													64.7%	2nd half:	14-22    63.6%	OT:	5-6    83.3%	Game:	30-45    66.7%		7.2

Officials: Adam Vandenberg, Kevin O'Connell, Andy O'Brien

Technical fouls: Manhattan-None. Marist-None.

Attendance: 1194

Score by periods

Manhattan	1st	2nd	OT	Total
Manist	25	27	11	73

Points

MAN	MARIST
18	12
6	17

In Paint

2nd Chance	Fast Break	Bench
20	18	5
18	12	6

Score changed - 5 times


Lead changed - 4 times

Last FG - MAN OT 00:58, MARIST OT 02:14

Largest lead - MAN by 14 01:33, MARIST by 6 OT 01:07

MAN led for 33:03, MARIST led for 09:33. Game was tied for 02:24.


## Game 18 - SPU 70 Manhattan 53 (1/31/20)



Official Basketball Box Score - Game Stats - Final Statistics

Manhattan vs Saint Peter's

01/31/2007 00 pm at Jersey City, NJ - Yantitelli Center



Manhattan 53 • 8-10; 4-5 MAAC

#	Player		Total			3-Ptr			Rebounds										Min
			FG	FGA	FG%	FG	FGA	FG%	Off	Def	TP	PF	TP	A	To	Bk	Stl	Blk	
14	Reynolds, Tyler	f	2-5	2-5	0-0	0	0	3	3	0	6	1	1	0	1	0	0	0	27
3	Paucicap, Pauly	f	4-6	0-0	3-8	4	4	8	2	11	0	1	4	1	4	1	1	1	15
04	Stewart, Samir	g	1-8	0-5	0-0	2	2	4	3	2	2	5	0	2	2	3	0	2	23
12	Hinckson, Christian	g	0-6	0-2	2-2	1	9	10	1	2	2	5	0	3	2	0	3	2	23
30	Buchanan, Elijah	g	7-12	1-3	1-2	2	3	5	3	16	0	5	0	5	0	0	0	0	28
10	Williams, Warren	g	3-5	0-0	0-3	1	1	2	5	6	0	1	0	1	0	1	0	0	20
08	Reid, Romar	g	0-4	0-2	0-0	1	1	2	3	0	0	1	1	0	1	1	0	0	17
10	Mack, Nehemiah	g	1-2	1-1	0-0	0	0	0	0	4	3	0	0	0	0	0	0	0	13
15	Okafor, Michael	g	1-5	0-1	1-2	2	3	5	0	3	0	3	0	1	0	0	0	0	16
23	Greene, Tykel	g	1-3	0-0	0-0	0	1	1	0	1	0	2	0	1	0	0	0	0	10
31	Cisse, Adam	g	0-0	0-0	2-2	0	0	0	1	2	2	0	0	0	0	0	0	0	4
Team																			
Totals			20-57			14-39			19-29 46 23 53 5 23 6 6 200										
FG % 1st Half:			7-26	26.9%	2nd Half:	4-19	41.9%	Game:	20-57	35.1%	Deadball								
3FG % 1st Half:			1-9	11.1%	2nd Half:	3-10	30.0%	Game:	4-19	21.1%	Rebounds								
FT % 1st Half:			3-9	33.3%	2nd Half:	6-10	60.0%	Game:	9-19	47.4%	3								

Saint Peter's 70 • 9-10; 6-4 MAAC

#	Player		Total			3-Ptr			Rebounds										Min
			FG	FGA	FG%	FG	FGA	FG%	Off	Def	TP	PF	TP	A	To	Bk	Stl	Blk	
10	Fouseyveni Drame	f	0-5	0-1	0-0	0	2	2	0	3	1	0	3	1	0	1	0	1	12
12	Majur Majak	g	0-1	0-0	0-0	0	5	5	2	0	0	0	0	4	2	0	4	2	16
05	Daryl Banks III	g	3-6	0-1	2-2	0	2	2	1	8	1	0	1	0	1	0	1	0	14
15	Matthew Lee	g	4-7	1-1	1-1	0	1	1	1	10	2	4	0	0	0	0	0	0	21
24	Quinn Taylor	g	2-3	0-0	5-5	1	2	3	4	9	1	1	0	1	0	3	20	0	20
04	Quinn Watson	g	0-0	0-0	2-3	1	3	3	0	0	1	0	0	1	0	2	18	0	18
09	Aaron Estrada	g	1-5	0-0	4-4	0	0	1	1	6	1	2	0	1	0	1	0	0	16
02	Doug Ederet	g	1-5	1-4	0-0	0	1	1	0	3	0	3	0	1	0	0	0	0	18
11	KC Nefelo	g	2-4	0-0	5-7	0	2	2	3	9	0	0	1	1	0	0	1	1	17
24	Hassan Drame	g	2-5	0-2	3-4	4	2	6	4	7	1	1	0	0	0	0	0	0	22
25	Cameron Jones	g	2-5	2-4	2-4	0	4	4	2	8	1	1	0	1	0	2	26	0	26
Team																			
Totals			21-53			14-24			26 27 33 20 70 8 13 6 12 200										
FG % 1st Half:			11-28	39.3%	2nd Half:	10-25	40.0%	Game:	21-53	39.6%	Deadball								
3FG % 1st Half:			1-6	16.7%	2nd Half:	3-7	42.9%	Game:	4-13	30.8%	Rebounds								
FT % 1st Half:			11-12	91.7%	2nd Half:	13-16	81.3%	Game:	24-28	85.7%	1								

Officials: O'Brien, Donnie, Eppley, Earl Walton

Technical fouls: Manhattan-None. Saint Peter's-None.

Attendance: 608

Score by periods	1st	2nd	Total
Manhattan	18	35	53
Saint Peter's	34	36	70

Points

MAN

SPU

24

15

6

9

16

9

43

Turn O/T

2

0

2

0

2

0

0

0

Fast Break

2

0

0

0

0

0

0

0

Score tied - 1 time

Lead changed - 1 time

Last FG: MAN 2nd-00:13, SPU 2nd-01:00

Largest lead - MAN by 3 1st-18:37, SPU by 26 2nd-01:01

Man led for 04:57, SPU led for 33:36, Game was tied for 01:27.





## Manhattan Career | Season Game-Highs

## Career Highs

Points	24 vs. Stony Brook (12/5/18)
Rebounds	13 (3x last) at Iona (2/23/18)
Assists	2 (2x last) at No. 22 Seton Hall (12/23/17)
Steals	2 (3x last) at Marist (1/22/20)
Blocks	6 (2x last) vs. Canisius (1/19/18)
FG Made	8 (2x last) at Marist (1/2/18)
FG Attempts	15 at Fairfield (1/11/18)
FT Made	10 (2x last) vs. Stony Brook (12/5/18)
FT Attempts	13 vs. Fordham (12/1/18)
3-Pt. Made	N/A
3-Pt. Attempts	N/A
Minutes	34 (2x last) vs. Quinnipiac (1/16/20)

## 2019-20 Season Highs

Points	18 vs. Rider (1/26/20)
Rebounds	11 (2x last) vs. Rider (1/26/20)
Assists	1 (4x last) at Marist (1/22/20)
Steals	2 (2x last) at Marist (1/22/20)
Blocks	5 vs. Rider (1/26/20)
FG Made	7 at Niagara (1/5/20)
FG Attempts	14 vs. Quinnipiac (1/16/20)
FT Made	8 vs. Rider (1/26/20)
FT Attempts	11 vs. Rider (1/26/20)
3-Pt. Made	N/A
3-Pt. Attempts	N/A
Minutes	34 vs. Quinnipiac (1/16/20)

## 2019-20 Game-By-Game Stats

[illegible]

## Pauly Paulicap (5/9/97) - 22 - \* Career Statistics

			Total		3-Point		F-Throws		Rebounds										Scoring	
Season	gp-gs	min/avg	fg-fga	pct	fg-fga	pct	ft-fta	pct	off	def	tot	avg	pf	fo	ast	to	blk	stl	pts	avg
2017-18	31-31	734/23.7	111-199	.558	0-0	.000	88-142	.620	92	122	214	6.9	106	5	8	50	78	8	310	10.0
2018-19	10-9	167/16.7	30-66	.455	0-0	.000	25-37	.676	18	21	39	3.9	33	1	1	11	11	6	85	8.5
2019-20	18-18	359/19.9	66-143	.462	0-0	.000	41-82	.500	44	69	113	6.3	60	4	4	25	29	10	173	9.6
TOTAL	59-58	1260/21.4	207-408	.507	0-0	.000	154-261	.590	154	212	366	6.2	199	10	13	86	118	24	568	9.6



## Manhattan Career | Season Game-Highs

## Career Highs

Points	23 (2x last) at Marist (1/22/20)
Rebounds	9 vs. Siena (2/8/19)
Assists	4 vs. Siena (1/12/20)
Steals	2 (6x last) at Fairfield (1/10/20)
Blocks	1 (5x last) vs. Rider (1/26/20)
FG Made	8 vs. Rider (2/5/19)
FG Attempts	16 vs. Siena (1/12/20)
FT Made	4 vs. Fairfield (1/31/19)
FT Attempts	4 vs. Fairfield (1/31/19)
3-Pt. Made	7 at Marist (1/22/20)
3-Pt. Attempts	13 (2x last) at Marist (1/22/20)
Minutes	41 at Marist (1/22/20)

### 2019-20 Season Highs

23 at Marist (1/22/20)  
8 vs. Quinnipiac (1/16/20)  
4 vs. Siena (1/12/20)  
2 (3x last) at Fairfield (1/10/20)  
1 vs. Rider (1/26/20)  
7 at Marist (1/22/20)  
16 vs. Siena (1/12/20)  
2 at Marist (1/22/20)  
2 at Marist (1/22/20)  
7 at Marist (1/22/20)  
13 (2x last) at Marist (1/22/20)  
41 at Marist (1/22/20)

## 2019-20 Game-By-Game Stats

#14 Reynolds, Tyler																					
Opponent	Date	gs	min	Total		3-Pointers		Free throws		Rebounds											
				fg-fga	pct	3fg-fga	pct	ft-fita	pct	off	def	tot	avg	pf	a	tlo	bik	stl	pts	avg	
DELAWARE ST.	11/12/19	21		2-12	.167	1-9	.111	0-0	.000	0	3	3	3.0	1	3	0	0	2	5	5.0	
UALBANY	11/16/19	31		1-5	.200	1-2	.500	0-0	.000	0	2	2	2.5	1	2	2	0	0	3	4.0	
at Samford	11/19/19	15		0-5	.000	0-5	.000	0-0	.000	0	3	3	2.7	1	2	0	0	0	2.7		
at Elon	11/23/19	24		5-10	.500	4-7	.571	0-0	.000	0	3	3	2.8	2	0	2	0	0	14	5.5	
at Rhode Island	11/27/19	20		4-13	.308	3-11	.273	0-0	.000	2	1	3	2.8	1	0	1	0	0	11	6.5	
at Stony Brook	12/02/19	17		2-3	.667	2-3	.667	0-0	.000	0	0	0	2.3	3	1	0	0	0	6	6.6	
at Fordham	12/07/19	*	29	3-13	.231	3-13	.231	0-0	.000	0	5	5	2.7	1	0	2	0	0	9	6.9	
WESTERN MICHIGAN	12/14/19	*	26	2-7	.286	2-6	.333	0-0	.000	0	4	4	2.9	0	1	2	0	0	6	6.8	
at Hofstra	12/22/19	*	21	0-2	.000	0-2	.000	0-0	.000	0	6	6	3.2	3	0	1	2	0	6.0		
at Canisius	01/03/20	*	22	0-3	.000	0-3	.000	0-0	.000	0	4	4	3.3	2	0	3	0	1	0	5.4	
at Niagara	01/05/20	*	25	4-9	.444	3-8	.375	0-0	.000	0	5	5	3.5	0	2	0	0	0	11	5.9	
at Fairfield	01/10/20	*	36	3-9	.333	3-9	.333	0-0	.000	0	3	3	3.4	2	0	2	0	2	9	6.2	
SIENA	01/12/20	*	34	6-16	.375	4-12	.333	0-0	.000	0	2	2	3.3	2	4	1	0	0	16	6.9	
QUINNIPIAC	01/16/20	*	34	2-8	.250	1-6	.167	0-0	.000	2	6	8	3.6	2	3	3	0	1	5	6.8	
MONMOUTH	01/18/20	*	37	3-7	.429	3-7	.429	0-0	.000	0	5	5	3.7	0	1	0	0	0	9	6.9	
at Marist	01/22/20	*	41	7-13	.538	7-13	.538	2-2	1.000	0	4	4	3.8	0	3	1	0	0	23	7.9	
RIDER	01/26/20	*	27	0-5	.000	0-5	.000	0-0	.000	0	5	5	3.8	2	0	1	1	0	0	7.5	
at Saint Peter's	01/31/20	*	27	2-5	.400	2-5	.400	0-0	.000	0	3	3	3.8	0	1	1	0	0	6	7.4	
Totals		12	487	46-145	.317	39-126	.310	2-2	1.000	4	64	68	3.8	23	23	22	1	8	133	7.4	
Games played: 18								Rebounds/game: 3.8													
Minutes/game: 27.1								Assists/game: 1.3													
Points/game: 7.4								Turnovers/game: 1.2													
FG Pct: 31.7								Assist/turnover ratio: 1.0													
3FG Pct: 31.0								Steals/game: 0.4													
FT Pct: 100.0								Blocks/game: 0.1													

## Tyler Reynolds (3/20/97) - 22 - \* Career Statistics

			Total		3-Point		F-Throws		Rebounds											Scoring	
Season	gp-gs	min/avg	fg-fga	pct	fg-fga	pct	ft-fta	pct	off	def	tot	avg	pf	fo	ast	to	blk	stl	pts	avg	
2018-19	31-20	601/19.4	83-197	.421	59-153	.386	15-17	.882	7	76	83	2.7	32	0	22	26	4	17	240	7.7	
2019-20	18-12	487/27.1	46-145	.317	39-126	.310	2-2	1.000	4	64	68	3.8	23	0	23	22	1	8	133	7.4	
TOTAL	49-32	1088/22.2	129-342	.377	98-279	.351	17-19	.895	11	140	151	3.1	55	0	45	48	5	25	373	7.6	



## Manhattan Career | Season Game-Highs

### Career Highs

Points	20 at Fairfield (2/24/19)
Rebounds	12 against Coastal Carolina (11/16/18)
Assists	3 (2x last) vs. Niagara (1/5/19)
Steals	3 vs. Iona (2/22/19)
Blocks	2 (4x last) vs. Siena (2/8/19)
FG Made	8 at Fairfield (2/24/19)
FG Attempts	14 at Fairfield (2/24/19)
FT Made	3 against Fairfield (3/7/19)
FT Attempts	4 (5x last) against Fairfield (3/7/19))
3-Pt. Made	3 at Fairfield (2/24/19)
3-Pt. Attempts	6 at Fairfield (2/24/19)
Minutes	33 against Coastal Carolina (11/16/18)

### 2019-20 Season Highs

Points	4 vs. Delaware State (11/12/19)
Rebounds	4 vs. Delaware State (11/12/19)
Assists	N/A
Steals	1 vs. Delaware State (11/12/19)
Blocks	1 vs. Delaware State (11/12/19)
FG Made	2 vs. Delaware State (11/12/19)
FG Attempts	2 vs. Delaware State (11/12/19)
FT Made	N/A
FT Attempts	N/A
3-Pt. Made	N/A
3-Pt. Attempts	N/A
Minutes	14 vs. Delaware State (11/12/19)

## 2019-20 Game-By-Game Stats

#24 Ebube, Ebube																	
Opponent	Date	gs	min	Total		3-Pointers		Free throws		Rebounds				pf	a	t/o	blk
				fg-fga	pct	3fg-fga	pct	ft-fga	pct	off	def	tot	avg				
DELAWARE ST.	11/12/19	14		2-2	1.000	0-0	.000	0-0	.000	2	2	4	4.0	4	0	2	1
QUINNIPAC	01/16/20	5		0-0	.000	0-0	.000	0-0	.000	0	2	2	3.0	0	0	0	0
MONMOUTH	01/18/20	1		0-0	.000	0-0	.000	0-0	.000	0	0	0	2.0	1	0	0	0
Totals		0	20	2-2	1.000	0-0	.000	0-0	.000	2	4	6	2.0	5	0	2	1
Games played: 3																	
Minutes/game: 6.7																	
Points/game: 1.3																	
FG Pct: 100.0																	
Rebounds/game: 2.0																	
Turnovers/game: 0.7																	
Steals/game: 0.3																	
Blocks/game: 0.3																	

## Ebube Ebube (12/11/97) - 22 - \* Career Statistics

			Total		3-Point		F-Throws			Rebounds				Scoring						
Season	gp-gs	min/avg	fg-fga	pct	fg-fga	pct	ft-fga	pct	off	def	tot	avg	pf	fo	ast	to	blk	stl	pts	avg
2017-18	25-0	178/7.1	6-19	.316	0-4	.000	3-9	.333	21	13	34	1.4	33	0	10	7	5	10	15	0.6
2018-19	31-8	678/21.9	71-159	.447	17-53	.321	15-34	.441	69	79	148	4.8	83	4	24	37	14	20	174	5.6
2019-20	3-0	20/6.7	2-2	1.000	0-0	.000	0-0	.000	2	4	6	2.0	5	0	0	2	1	1	4	1.3
TOTAL	59-8	876/14.8	79-180	.439	17-57	.298	18-43	.419	92	96	188	3.2	121	4	34	46	20	31	193	3.3



## Manhattan Career | Season Game-Highs

### Career Highs

Points	9 vs. Delaware State (11/12/19)
Rebounds	2 vs. Hofstra (12/10/18)
Assists	1 (2x last) vs. Delaware State (11/12/19)
Steals	N/A
Blocks	N/A
FG Made	3 vs. Delaware State (11/12/19)
FG Attempts	3 vs. Delaware State (11/12/19)
FT Made	2 at UConn (12/15/18)
FT Attempts	2 at UConn (12/15/18)
3-Pt. Made	3 vs. Delaware State (11/12/19)
3-Pt. Attempts	3 vs. Delaware State (11/12/19)
Minutes	11 vs. Hofstra (12/10/18)

### 2019-20 Season Highs

Points	9 vs. Delaware State (11/12/19)
Rebounds	1 vs. Delaware State (11/12/19)
Assists	1 vs. Delaware State (11/12/19)
Steals	N/A
Blocks	N/A
FG Made	3 vs. Delaware State (11/12/19)
FG Attempts	3 vs. Delaware State (11/12/19)
FT Made	N/A
FT Attempts	N/A
3-Pt. Made	3 vs. Delaware State (11/12/19)
3-Pt. Attempts	3 vs. Delaware State (11/12/19)
Minutes	8 vs. Delaware State (11/12/19)

## 2019-20 Game-By-Game Stats

#02 Lasko, Ethan																			
Opponent	Date	gs	min	Total		3-Pointers		Free throws		Rebounds				pf	a	t/o	blk	stl	pts
				fg-fga	pct	3fg-fga	pct	ft-fia	pct	off	def	tot	avg						avg
DELAWARE ST.	11/12/19	8		3-3	1.000	3-3	1.000	0-0	.000	1	0	1	1.0	2	1	0	0	0	9
Totals		0	8	3-3	1.000	3-3	1.000	0-0	.000	1	0	1	1.0	2	1	0	0	0	9

Games played: 1

Minutes/game: 8.0

Points/game: 9.0

FG Pct: 100.0

3FG Pct: 100.0

Rebounds/game: 1.0


Assists/game: 1.0

Assist/turnover ratio: 99.9

## Ethan Lasko (6/4/99) - 20 - \* Career Statistics

Season	gp-gs	min/avg	Total		3-Point		F-Throws		Rebounds				Scoring					
			fg-fga	pct	fg-fga	pct	ft-fia	pct	off	def	tot	avg	pf	fo	ast	to	blk	stl
2017-18*	1-0	1/1.0	0-0	.000	0-0	.000	0-0	.000	0	0	0	0.0	0	0	0	0	0	0
2018-19	18-0	52/2.9	0-4	.000	0-3	.000	3-4	.750	1	6	7	0.4	3	0	1	5	0	0
2019-20	1-0	8/8.0	3-3	1.000	3-3	1.000	0-0	.000	1	0	1	1.0	2	0	1	0	0	0
TOTAL	19-0	60/3.2	3-7	.429	3-6	.500	3-4	.750	2	6	8	0.4	5	0	2	5	0	0
All*	20-0	61/3.1	3-7	.429	3-6	.500	3-4	.750	2	6	8	0.4	5	0	2	5	0	0





## Manhattan Career | Season Game-Highs

### Career Highs

Points	21 at UAlbany (12/20/18)
Rebounds	7 at Quinnipiac (3/3/19)
Assists	6 at URI (11/27/19)
Steals	5 at Saint Peter's (1/17/19)
Blocks	1 at Rider (1/19/19)
FG Made	6 at UAlbany (12/20/18)
FG Attempts	9 (2x last) at UAlbany (12/20/18)
FT Made	7 vs. Delaware State (11/12/19)
FT Attempts	8 vs. Delaware State (11/12/19)
3-Pt. Made	3 (3x last) against Canisius (3/8/19)
3-Pt. Attempts	6 at Marist (1/22/20)
Minutes	35 (2x last) at Marist (1/22/20)

### 2019-20 Season Highs

Points	9 (3x last) vs. Siena (1/12/20)
Rebounds	5 (2x last) at Marist (1/22/20)
Assists	6 at URI (11/27/19)
Steals	3 (2x last) at Elon (11/23/19)
Blocks	N/A
FG Made	3 vs. Siena (1/12/20)
FG Attempts	7 at Marist (1/22/20)
FT Made	7 vs. Delaware State (11/12/19)
FT Attempts	8 vs. Delaware State (11/12/19)
3-Pt. Made	2 (2x last) vs. Siena (1/12/20)
3-Pt. Attempts	6 at Marist (1/22/20)
Minutes	35 at Marist (1/22/20)

## 2019-20 Game-By-Game Stats

#10 Mack, Nehemiah																				
Opponent	Date	gs	min	Total		3-Pointers		Free throws		Rebounds										
				fg-fga	pct	3fg-fga	pct	ft-fga	pct	off	def	tot	avg	pf	a	t/o	blk	stl	pts	avg
DELAWARE ST.	11/12/19	24		1-3	.333	0-2	.000	7-8	.875	1	1	2	2.0	4	2	2	0	3	9	9.0
UALBANY	11/16/19	20		0-1	.000	0-1	.000	0-0	.000	0	4	4	3.0	0	1	1	0	1	0	4.5
at Samford	11/19/19	23		2-3	.667	2-3	.667	0-0	.000	0	1	1	2.3	2	3	1	0	0	6	5.0
at Elon	11/23/19	29		1-4	.250	1-3	.333	6-6	1.000	0	2	2	2.3	4	2	2	0	3	9	6.0
at Rhode Island	11/27/19	28		0-3	.000	0-3	.000	0-0	.000	0	3	3	2.4	5	6	0	0	1	0	4.8
at Stony Brook	12/02/19	28		1-3	.333	1-1	1.000	0-0	.000	0	1	1	2.2	2	1	2	0	1	3	4.5
at Fordham	12/07/19	23		0-1	.000	0-1	.000	2-2	1.000	0	1	1	2.0	3	4	1	0	0	2	4.1
WESTERN MICHIGAN	12/14/19	25		1-2	.500	1-2	.500	0-0	.000	0	0	0	1.8	2	2	0	0	1	3	4.0
at Hofstra	12/22/19	18		1-2	.500	0-0	.000	0-0	.000	0	0	0	1.6	1	2	1	0	0	2	3.8
at Canisius	01/03/20	21		0-0	.000	0-0	.000	0-0	.000	0	0	0	1.4	2	3	0	0	0	0	3.4
at Niagara	01/05/20	27		1-3	.333	1-3	.333	0-0	.000	1	4	5	1.7	1	5	1	0	0	3	3.4
at Fairfield	01/10/20	29		1-2	.500	1-2	.500	0-0	.000	1	2	3	1.8	3	3	0	0	1	3	3.3
SIENA	01/12/20	25		3-4	.750	2-3	.667	1-2	.500	0	1	1	1.8	1	4	1	0	2	9	3.8
QUINNIPIAC	01/16/20	26		1-4	.250	1-4	.250	0-0	.000	1	3	4	1.9	1	2	0	0	2	3	3.7
MONMOUTH	01/18/20	19		0-2	.000	0-2	.000	0-0	.000	1	3	4	2.1	1	3	0	0	0	0	3.5
at Marist	01/22/20	35		1-7	.143	1-6	.167	0-0	.000	0	5	5	2.3	5	1	1	0	0	3	3.4
RIDER	01/26/20	20		0-2	.000	0-1	.000	0-0	.000	1	3	4	2.4	0	3	0	0	0	0	3.2
at Saint Peter's	01/31/20	13		1-2	.500	1-1	1.000	0-0	.000	0	0	0	2.2	4	0	0	0	0	3	3.2
Totals		1	433	15-48	.313	12-38	.316	16-18	.889	6	34	40	2.2	41	47	13	0	15	58	3.2
Games played: 18										Rebounds/game: 2.2										
Minutes/game: 24.1										Assists/game: 2.6										
Points/game: 3.2										Turnovers/game: 0.7										
FG Pct: 31.3										Assist/turnover ratio: 3.6										
3FG Pct: 31.6										Steals/game: 0.8										
FT Pct: 88.9																				

## Nehemiah Mack (7/8/97) - 22 - \* Career Statistics

Season	gp-gs		min/avg		Total		3-Point		F-Throws		Rebounds				Scoring					
					fg-fga	pct	fg-fga	pct	ft-fa	pct	off	def	tot	avg	pf	fo	ast	to	blk	stl
2017-18	30-4	442/14.7	19-47	.404	10-30	.333	8-13	.615	9	17	26	0.9	66	2	38	21	0	22	56	1.9
2018-19	32-32	804/25.1	54-134	.403	27-72	.375	44-51	.863	11	42	53	1.7	71	2	85	49	1	35	179	5.6
2019-20	18-1	433/24.1	15-48	.313	12-38	.316	16-18	.889	6	34	40	2.2	41	2	47	13	0	15	58	3.2
TOTAL	80-37	1679/21.0	88-229	.384	49-140	.350	68-82	.829	26	93	119	1.5	178	6	170	83	1	72	293	3.7



## Manhattan Career Game-Highs

### Career Highs

Points	4 at Fairfield (1/10/20)
Rebounds	5 at Saint Peter's (1/31/20)
Assists	1 (2x last) vs. Monmouth (1/18/20)
Steals	1 at Fairfield (1/10/20)
Blocks	1 (3x last) vs. Siena (1/12/20)
FG Made	2 at Fairfield (1/10/20)
FG Attempts	5 at Saint Peter's (1/31/20)
FT Made	1 (2x last) at Saint Peter's (1/31/20)
FT Attempts	2 (2x last) at Saint Peter's (1/31/20)
3-Pt. Made	1 vs. Siena (1/12/20)
3-Pt. Attempts	2 vs. Siena (1/12/20)
Minutes	16 at Saint Peter's (1/31/20)

## 2019-20 Game-By-Game Stats

#15 Okafor, Michael																			
Opponent	Date	gs	min	Total		3-Pointers		Free throws		Rebounds				pf	a	t/o	blk	stl	pts
				fg	fga	fg	fga	ft	f	off	def	tot	avg						avg
DELAWARE ST.	11/12/19	4	0-0	.000	0-0	.000	0-0	.000	0-0	0	0	0	0.0	0	0	0	1	0	0.0
at Rhode Island	11/27/19	0	0-0	.000	0-0	.000	0-0	.000	0-0	0	0	0	0.0	0	0	0	0	0	0.0
at Stony Brook	12/02/19	3	0-1	.000	0-0	.000	0-0	.000	0-0	0	0	0	0.0	0	0	0	0	0	0.0
WESTERN MICHIGAN	12/14/19	4	1-2	.500	0-0	.000	0-0	.000	0-0	1	1	2	0.5	1	0	1	0	0	0.5
at Canisius	01/03/20	0	0-0	.000	0-0	.000	0-0	.000	0-0	0	0	0	0.4	0	0	0	0	0	0.4
at Fairfield	01/10/20	14	2-3	.667	0-0	.000	0-0	.000	0-0	1	0	1	0.5	2	0	0	1	1	1.0
SIENA	01/12/20	10	1-2	.500	1-2	.500	0-0	.000	0-0	0	1	1	0.6	3	1	0	1	0	1.3
QUINNIPIAC	01/16/20	9	0-2	.000	0-1	.000	0-0	.000	0-0	1	3	4	1.0	0	0	1	0	0	1.1
MONMOUTH	01/18/20	5	0-2	.000	0-1	.000	0-0	.000	0-0	1	2	3	1.2	1	1	0	0	0	1.0
at Marist	01/22/20	12	1-1	1.000	0-0	.000	1-1	1.000	0-0	0	2	2	1.3	3	0	0	0	0	1.2
RIDER	01/26/20	2	0-0	.000	0-0	.000	0-0	.000	0-0	0	0	0	1.2	1	0	0	0	0	1.1
at Saint Peter's	01/31/20	16	1-5	.200	0-1	.000	1-2	.500	2-3	2	3	5	1.5	0	0	1	0	0	1.3
Totals		0	79	6-18	.333	1-5	.200	2-5	.400	6	12	18	1.5	11	2	3	3	1	1.3
Games played: 12										Rebounds/game: 1.5									
Minutes/game: 6.6										Assists/game: 0.2									
Points/game: 1.3										Turnovers/game: 0.3									
FG Pct: 33.3										Assist/turnover ratio: 0.7									
3FG Pct: 20.0										Steals/game: 0.1									
FT Pct: 40.0										Blocks/game: 0.3									

## Michael Okafor (4/20/99) - 20 - \* Career Statistics

			Total		3-Point		F-Throws		Rebounds											Scoring	
Season	gp-gs	min/avg	fg-fga	pct	fg-fga	pct	ft-fta	pct	off	def	tot	avg	pf	fo	ast	to	blk	stl	pts	avg	
2019-20	12-0	79/6.6	6-18	.333	1-5	.200	2-5	.400	6	12	18	1.5	11	0	2	3	3	1	15	1.3	
TOTAL	12-0	79/6.6	6-18	.333	1-5	.200	2-5	.400	6	12	18	1.5	11	0	2	3	3	1	15	1.3	



## Manhattan Career | Season Game-Highs

## Career Highs

Points	18 vs. Western Michigan (12/14/19)
Rebounds	8 (2x last) vs. Monmouth (1/18/20)
Assists	5 at Hofstra (12/22/19)
Steals	5 at GW (11/24/18)
Blocks	1 (6x last) vs. Rider (1/26/20)
FG Made	7 (2x last) at Saint Peter's (1/31/20)
FG Attempts	13 vs. Western Michigan (12/14/19)
FT Made	6 at St. Francis Brooklyn (12/23/18)
FT Attempts	9 at St. Francis Brooklyn (12/23/18)
3-Pt. Made	3 vs. Western Michigan (12/14/19)
3-Pt. Attempts	6 vs. Western Michigan (12/14/19)
Minutes	35 (2x last) vs. Western Michigan (12/14/19)

## Season Highs

18 vs. Western Michigan (12/14/19)  
8 (2x last) vs. Monmouth (1/18/20)  
5 at Hofstra (12/22/19)  
3 vs. Western Michigan (12/14/19)  
1 vs. Rider (1/26/20)  
7 (2x last) at Saint Peter's (1/31/20)  
13 vs. Western Michigan (12/14/19)  
3 (2x last) vs. Western Michigan (12/14/19)  
6 vs. Western Michigan (12/14/19)  
3 vs. Western Michigan (12/14/19)  
6 vs. Western Michigan (12/14/19)  
35 (2x last) vs. Western Michigan (12/14/19)

## 2019-20 Game-By-Game Stats

[illegible]

## Elijah Buchanan (4/8/99) - 20 - \* Career Statistics

			Total		3-Point		F-Throws		Rebounds										Scoring	
Season	gp-gs	min/avg	fg-fga	pct	fg-fga	pct	ft-fta	pct	off	def	tot	avg	pf	fo	ast	to	blk	stl	pts	avg
2018-19	32-9	422/13.2	32-121	.264	6-42	.143	20-45	.444	12	45	57	1.8	71	4	36	39	5	16	90	2.8
2019-20	18-18	409/22.7	65-152	.428	13-40	.325	15-30	.500	15	49	64	3.6	42	0	37	40	1	20	158	8.8
TOTAL	50-27	831/16.6	97-273	.355	19-82	.232	35-75	.467	27	94	121	2.4	113	4	73	79	6	36	248	5.0



## Manhattan Career | Season Game-Highs

## Career Highs

Points	25 at Hofstra (12/22/19)
Rebounds	9 vs. UAlbany (11/16/19)
Assists	2 (6x last) at Canisius (1/3/20)
Steals	2 (5x last) at Niagara (1/5/20)
Blocks	1 (6x last) vs. Rider (1/26/20)
FG Made	10 at Hofstra (12/22/19)
FG Attempts	17 at Hofstra (12/22/19)
FT Made	9 vs. Delaware State (11/12/19)
FT Attempts	12 vs. Delaware State (11/12/19)
3-Pt. Made	5 at Hofstra (12/22/19)
3-Pt. Attempts	9 vs. Iona (2/22/19)
Minutes	39 vs. UAlbany (11/16/19)

## Season Highs

25 at Hofstra (12/22/19)  
9 vs. UAlbany (11/16/19)  
2 (3x last) at Canisius (1/3/20)  
2 (3x last) at Niagara (1/5/20)  
1 (4x last) vs. Rider (1/26/20)  
10 at Hofstra (12/22/19)  
17 at Hofstra (12/22/19)  
9 vs. Delaware State (11/12/19)  
12 vs. Delaware State (11/12/19)  
5 at Hofstra (12/22/19)  
6 at URI (11/27/19)  
39 vs. UAlbany (11/16/19)

## 2019-20 Game-By-Game Stats

[illegible]

## Tykei Greene (4/6/99) - 20 - \* Career Statistics

			Total		3-Point		F-Throws		Rebounds										Scoring	
Season	gp-gs	min/avg	fg-fga	pct	fg-fga	pct	ft-fta	pct	off	def	tot	avg	pf	fo	ast	to	blk	stl	pts	avg
2018-19	32-13	629/19.7	61-193	.316	21-84	.250	39-68	.574	29	76	105	3.3	51	0	16	58	2	16	182	5.7
2019-20	15-12	427/28.5	50-137	.365	20-56	.357	34-54	.630	26	53	79	5.3	28	0	13	30	4	9	154	10.3
TOTAL	47-25	1056/22.5	111-330	.336	41-140	.293	73-122	.598	55	129	184	3.9	79	0	29	88	6	25	336	7.1





## Manhattan Career | Season Game-Highs

## Career Highs

Points	16 against Fairfield (3/7/19)
Rebounds	10 (2x last) at Saint Peter's (1/31/20)
Assists	9 vs. Quinnipiac (1/16/20)
Steals	5 against Canisius (3/8/19)
Blocks	2 (2x last) vs. Delaware State (11/12/19)
FG Made	5 (2x last) at Samford (11/19/19)
FG Attempts	12 at Samford (11/19/19)
FT Made	5 against Fairfield (3/7/19)
FT Attempts	8 at Marist (1/8/19)
3-Pt. Made	2 (3x last) vs. Siena (1/12/20)
3-Pt. Attempts	3 (6x last) vs. Rider (1/26/20)
Minutes	37 at Fordham (12/7/19)

## Season Highs

14 vs. Siena (1/12/20)  
10 (2x last) at Saint Peter's (1/31/20)  
9 vs. Quinnipiac (1/16/20)  
4 (2x last) vs. Rider (1/26/20)  
2 vs. Delaware State (11/12/19)  
5 at Samford (11/19/19)  
12 at Samford (11/19/19)  
4 (3x last) vs. Siena (1/12/20)  
6 vs. Siena (1/12/20)  
2 (3x last) vs. Siena (1/12/20)  
3 (5x last) vs. Rider (1/26/20)  
37 at Fordham (12/7/19)

## 2019-20 Game-By-Game Stats

#12 Hinckson, Christian																					
Opponent	Date	gs	min	Total		3-Pointers		Free throws		Rebounds				pf	a	t/o	blk	stl	pts	avg	
				fg-fga	pct	3fg-fga	pct	ft-fita	pct	off	def	tot	avg								
DELAWARE ST.	11/12/19	*	33	2-4	.500	2-2	1.000	4-4	1.000	1	7	8	8.0	3	1	3	2	2	10	7.0	
UALBANY	11/16/19	*	25	1-6	.167	0-1	.000	2-2	1.000	1	1	2	5.0	4	2	1	0	1	4	7.0	
at Samford	11/19/19	*	34	5-12	.417	1-2	.500	1-2	.500	3	5	8	6.0	1	2	3	1	1	12	8.7	
at Elon	11/23/19	*	25	2-2	1.000	1-1	1.000	3-4	.750	0	1	1	4.8	4	1	1	0	2	8	8.5	
at Rhode Island	11/27/19	*	32	3-4	.750	1-1	1.000	0-0	.000	3	3	6	5.0	4	1	5	1	1	7	8.2	
at Stony Brook	12/02/19	*	29	3-7	.429	1-3	.333	0-0	.000	1	4	5	5.0	3	1	1	1	2	7	8.0	
at Fordham	12/07/19	37	2-8	.250	0-3	.000	0-0	.000	5	5	10	5.7	2	5	2	1	3	4	7.4		
WESTERN MICHIGAN	12/14/19	30	2-9	.222	0-2	.000	2-2	1.000	0	8	8	6.0	1	2	4	0	0	6	7.3		
at Hofstra	12/22/19	22	1-5	.200	1-1	1.000	0-0	.000	0	2	2	5.6	2	4	1	0	2	3	6.8		
at Canisius	01/03/20	27	3-4	.750	2-3	.667	1-2	.500	0	5	5	5.5	1	2	5	1	4	9	7.0		
at Niagara	01/05/20	21	2-3	.667	0-0	.000	0-0	.000	2	3	5	5.5	2	2	3	0	1	4	6.7		
at Fairfield	01/10/20	*	30	4-9	.444	1-1	1.000	4-5	.800	0	4	4	5.3	3	1	0	1	13	7.3		
SIENA	01/12/20	*	35	4-5	.800	2-3	.667	4-6	.667	2	4	6	5.4	3	3	3	0	0	14	7.8	
QUINNIPIAC	01/16/20	*	34	3-7	.429	0-1	.000	3-4	.750	1	7	8	5.6	3	9	0	0	3	9	7.9	
MONMOUTH	01/18/20	*	25	1-4	.250	0-1	.000	2-4	.500	1	4	5	5.5	3	2	1	1	1	4	7.6	
at Marist	01/22/20	*	12	0-0	.000	0-0	.000	0-0	.000	1	1	2	5.3	5	1	2	0	0	0	7.1	
RIDER	01/26/20		28	1-9	.111	0-3	.000	1-2	.500	3	2	5	5.3	3	3	3	1	4	3	6.9	
at Saint Peter's	01/31/20	*	27	0-6	.000	0-2	.000	2-2	1.000	1	9	10	5.6	1	2	5	0	3	2	6.6	
Totals			12	506	39-104	.375	12-30	.400	29-39	.744	25	75	100	5.6	48	44	43	10	31	119	6.6
Games played: 18										Rebounds/game: 5.6											
Minutes/game: 28.1										Assists/game: 2.4											
Points/game: 6.6										Turnovers/game: 2.4											
FG Pct: 37.5										Assist/turnover ratio: 1.0											
3FG Pct: 40.0										Steals/game: 1.7											
FT Pct: 74.4										Blocks/game: 0.6											

## Christian Hinckson (12/16/99) - 20 - \* Career Statistics

			Total		3-Point		F-Throws		Rebounds										Scoring	
Season	gp-gs	min/avg	fg-fga	pct	fg-fga	pct	ft-fta	pct	off	def	tot	avg	pf	fo	ast	to	blk	stl	pts	avg
2018-19	32-17	538/16.8	42-117	.359	4-21	.190	28-51	.549	30	57	87	2.7	53	2	32	37	10	21	116	3.6
2019-20	18-12	506/28.1	39-104	.375	12-30	.400	29-39	.744	25	75	100	5.6	48	1	44	43	10	31	119	6.6
TOTAL	50-29	1044/20.9	81-221	.367	16-51	.314	57-90	.633	55	132	187	3.7	101	3	76	80	20	52	235	4.7



## Manhattan Career | Season Game-Highs

### Career Highs

Points	22 vs. Niagara (1/5/19)
Rebounds	4 (3x last) at Saint Peter's (1/31/20)
Assists	7 vs. Rider (1/26/20)
Steals	5 (3x last) at Samford (11/19/19)
Blocks	1 (3x last) vs. Rider (1/26/20)
FG Made	6 (3x last) vs. Rider (1/26/20)
FG Attempts	12 (3x last) vs. Rider (1/26/20)
FT Made	7 (2x last) at Canisius (1/3/20)
FT Attempts	8 (2x last) at Canisius (1/3/20)
3-Pt. Made	5 vs. Niagara (1/5/19)
3-Pt. Attempts	11 at Fordham (12/7/19)
Minutes	35 (2x last) at Niagara (1/5/20)

### Season Highs

20 vs. Quinnipiac (1/16/20)
4 (2x last) at Saint Peter's (1/31/20)
7 vs. Rider (1/26/20)
5 (2x last) at Samford (11/19/19)
1 (2x last) vs. Rider (1/26/20)
6 (2x last) vs. Rider (1/26/20)
12 (3x last) vs. Rider (1/26/20)
7 at Canisius (1/3/20)
8 at Canisius (1/3/20)
4 (2x last) vs. Rider (1/26/20)
11 at Fordham (12/7/19)
35 at Niagara (1/5/20)

## 2019-20 Game-By-Game Stats

#04 Stewart, Samir																					
Opponent	Date	qs	min	Total		3-Pointers		Free throws		Rebounds											
				fg-fga	pct	3fg-fga	pct	ft-fa	pct	off	def	tot	avg	pf	a	t/o	blk	stl	pts	avg	
DELAWARE ST.	11/12/19	*	31	3-11	.273	2-10	.200	2-2	1.000	0	1	1	1.0	1	5	3	0	5	10	10.0	
UALBANY	11/16/19	*	28	5-10	.500	3-7	.429	1-2	.500	0	2	2	1.5	3	2	1	0	0	14	12.0	
at Samford	11/19/19	*	29	1-6	.167	1-6	.167	0-0	.000	0	0	0	1.0	3	1	0	0	5	3	9.0	
at Elon	11/23/19	*	25	3-6	.500	3-6	.500	2-3	.667	0	1	1	1.0	3	4	0	0	2	11	9.5	
at Rhode Island	11/27/19	*	32	3-10	.300	2-8	.250	2-4	.500	0	3	3	1.4	4	6	3	0	1	10	9.6	
at Stony Brook	12/02/19	*	26	3-8	.375	2-6	.333	0-0	.000	0	4	4	1.8	2	2	1	0	1	8	9.3	
at Fordham	12/07/19	*	29	4-12	.333	3-11	.273	1-1	1.000	0	2	2	1.9	5	0	5	0	0	12	9.7	
at Hofstra	12/22/19	*	31	2-9	.222	0-6	.000	0-1	.000	0	0	0	1.6	2	2	2	0	1	4	9.0	
at Canisius	01/03/20	*	30	2-5	.400	1-4	.250	7-8	.875	0	0	0	1.4	3	4	1	0	1	12	9.3	
at Niagara	01/05/20	*	34	1-3	.333	1-3	.333	2-2	1.000	0	3	3	1.6	2	4	0	1	0	5	8.9	
at Fairfield	01/10/20	*	25	1-8	.125	1-6	.167	0-0	.000	0	0	0	1.5	4	3	3	0	0	3	8.4	
SIENA	01/12/20	*	21	4-5	.800	3-4	.750	4-4	1.000	0	1	1	1.4	2	2	1	0	2	15	8.9	
QUINNIPAC	01/16/20	*	33	6-12	.500	4-9	.444	4-7	.571	1	0	1	1.4	1	3	0	0	1	20	9.8	
MONMOUTH	01/18/20	*	26	2-8	.250	1-5	.200	1-3	.333	0	1	1	1.4	4	4	2	0	0	6	9.5	
at Marist	01/22/20	*	28	1-5	.200	1-5	.200	3-3	1.000	0	3	3	1.5	4	2	5	0	1	6	9.3	
RIDER	01/26/20	*	33	6-12	.500	4-10	.400	1-3	.333	1	2	3	1.6	5	7	2	1	1	17	9.8	
at Saint Peter's	01/31/20	*	23	1-8	.125	0-5	.000	0-0	.000	2	2	4	1.7	3	2	5	0	2	2	9.3	
Totals			17	484	48-138	.348	32-111	.288	30-43	.698	4	25	29	1.7	51	53	34	2	23	158	9.3
Games played: 17										Rebounds/game: 1.7											
Minutes/game: 28.5										Assists/game: 3.1											
Points/game: 9.3										Turnovers/game: 2.0											
FG Pct: 34.8										Assist/turnover ratio: 1.6											
3FG Pct: 28.8										Steals/game: 1.4											
FT Pct: 69.8										Blocks/game: 0.1											

## Samir Stewart (8/16/98) - 21 - \* Career Statistics

Season	gp-gs		min/avg		Total		3-Point		F-Throws		Rebounds				Scoring					
					fg-fga	pct	fg-fga	pct	ft-fa	pct	off	def	tot	avg	pf	fo	ast	to	blk	stl
2018-19	32-12		708/22.1		61-163	.374	49-123	.398	40-47	.851	11	25	36	1.1	69	2	63	57	1	29
2019-20	17-17		484/28.5		48-138	.348	32-111	.288	30-43	.698	4	25	29	1.7	51	2	53	34	2	23
TOTAL	49-29		1192/24.3		109-301	.362	81-234	.346	70-90	.778	15	50	65	1.3	120	4	116	91	3	52



## Manhattan Career | Season Game-Highs

### Career Highs

Points	27 against Canisius (3/8/19)
Rebounds	8 vs. Monmouth (3/1/19)
Assists	2 (6x last) vs. Iona (2/22/19)
Steals	2 at Niagara (2/15/19)
Blocks	4 vs. Iona (2/22/19)
FG Made	11 against Canisius (3/8/19)
FG Attempts	15 against Canisius (3/8/19)
FT Made	6 (2x last) at Marist (1/22/20)
FT Attempts	10 vs. Monmouth (3/1/19)
3-Pt. Made	N/A
3-Pt. Attempts	N/A
Minutes	35 vs. Monmouth (3/1/19)

### Season Highs

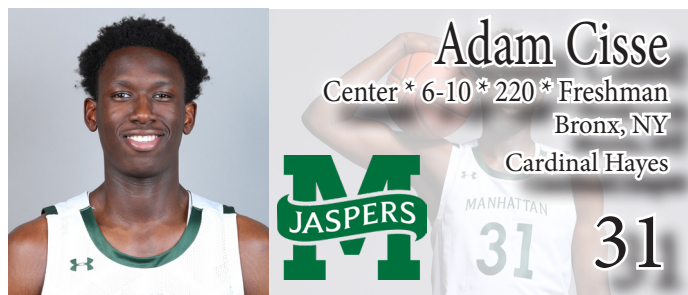
19 at Fairfield (1/10/20)
7 vs. Western Michigan (12/14/19)
1 (2x last) at Marist (1/22/20)
1 (4x last) at Marist (1/22/20)
2 vs. Monmouth (1/18/20)
8 at Fairfield (1/10/20)
10 at Fairfield (1/10/20)
6 at Marist (1/22/20)
8 at Marist (1/22/20)
N/A
N/A
28 at Fairfield (1/10/20)

## 2019-20 Game-By-Game Stats

#00 Williams, Warren																				
Opponent	Date	gs	min	Total		3-Pointers		Free throws		Rebounds				pf	a	t/o	blk	stl	pts	avg
				fg-fga	pct	3fg-fga	pct	ft-fita	pct	off	def	tot	avg							
at Samford	11/19/19	10	2-3	.667	0-0	.000	1-1	1.000	0	0	0	0.0	3	0	3	0	0	5	5.0	
at Elon	11/23/19	20	3-6	.500	0-0	.000	3-3	1.000	1	4	5	2.5	1	0	0	0	0	9	7.0	
at Rhode Island	11/27/19	10	6-7	.857	0-0	.000	2-3	.667	1	0	1	2.0	4	0	0	0	0	14	9.3	
at Stony Brook	12/02/19	16	1-9	.111	0-0	.000	0-0	.000	1	2	3	2.3	1	0	1	0	1	2	7.5	
at Fordham	12/07/19	12	0-1	.000	0-0	.000	0-0	.000	0	0	0	1.8	1	0	0	0	0	0	6.0	
WESTERN MICHIGAN	12/14/19	14	3-5	.600	0-0	.000	3-4	.750	3	4	7	2.7	3	0	2	1	1	9	6.5	
at Hofstra	12/22/19	11	0-2	.000	0-0	.000	0-2	.000	2	2	4	2.9	1	0	1	0	0	0	5.6	
at Canisius	01/03/20	19	7-9	.778	0-0	.000	2-2	1.000	0	1	1	2.6	3	0	1	0	1	16	6.9	
at Niagara	01/05/20	18	1-7	.143	0-0	.000	0-2	.000	1	3	4	2.8	2	1	2	0	1	2	6.3	
at Fairfield	01/10/20	28	8-10	.800	0-0	.000	3-4	.750	0	4	4	2.9	2	0	0	0	0	19	7.6	
SIENA	01/12/20	20	3-3	1.000	0-0	.000	0-0	.000	1	1	2	2.8	2	0	1	1	0	6	7.5	
QUINNIPAC	01/16/20	17	3-7	.429	0-0	.000	1-4	.250	2	4	6	3.1	2	0	1	0	0	7	7.4	
MONMOUTH	01/18/20	20	4-6	.667	0-0	.000	4-7	.571	0	1	1	2.9	3	0	2	2	0	12	7.8	
at Marist	01/22/20	22	4-5	.800	0-0	.000	6-8	.750	2	4	6	3.1	3	1	4	1	1	14	8.2	
RIDER	01/26/20	13	4-5	.800	0-0	.000	2-2	1.000	2	1	3	3.1	3	0	1	0	0	10	8.3	
at Saint Peter's	01/31/20	20	3-6	.500	0-0	.000	0-3	.000	1	1	2	3.1	5	0	3	1	0	6	8.2	
Totals		0	270	52-91	.571	0-0	.000	27-45	.600	17	32	49	3.1	39	2	22	6	5	131	8.2
Games played: 16										Rebounds/game: 3.1										
Minutes/game: 16.9										Assists/game: 0.1										
Points/game: 8.2										Turnovers/game: 1.4										
FG Pct: 57.1										Assist/turnover ratio: 0.1										
FT Pct: 60.0										Steals/game: 0.3										
										Blocks/game: 0.4										

## Warren Williams (6/28/98) - 21 - \* Career Statistics

			Total		3-Point		F-Throws		Rebounds											Scoring	
Season	gp-gs	min/avg	fg-fga	pct	fg-fga	pct	ft-fa	pct	off	def	tot	avg	pf	fo	ast	to	blk	stl	pts	avg	
2018-19	32-24	607/19.0	116-203	.571	0-1	.000	61-123	.496	52	73	125	3.9	98	2	17	65	23	14	293	9.2	
2019-20	16-0	270/16.9	52-91	.571	0-0	.000	27-45	.600	17	32	49	3.1	39	1	2	22	6	5	131	8.2	
TOTAL	48-24	877/18.3	168-294	.571	0-1	.000	88-168	.524	69	105	174	3.6	137	3	19	87	29	19	424	8.8	



## Manhattan Career Game-Highs

### Career Highs

Points	2 (5x last) at Saint Peter's (1/31/20)
Rebounds	3 at Samford (11/19/19)
Assists	N/A
Steals	2 vs. Western Michigan (12/14/19)
Blocks	2 vs. Western Michigan (12/14/19)
FG Made	1 (3x last) vs. Siena (1/12/20)
FG Attempts	3 (2x last) vs. Siena (1/12/20)
FT Made	2 (2x last) at Saint Peter's (1/31/20)
FT Attempts	2 (3x last) at Saint Peter's (1/31/20)
3-Pt. Made	N/A
3-Pt. Attempts	N/A
Minutes	9 at Samford (11/19/19)

## 2019-20 Game-By-Game Stats

#31 Cisse, Adam																			
Opponent	Date	qs	min	Total		3-Pointers		Free throws		Rebounds				pf	a	t/o	blk	stl	pts
				fg-fga	pct	3fg-fga	pct	ft-fia	pct	off	def	tot	avg						avg
DELAWARE ST.	11/12/19	6	0-1	.000	0-0	.000	0-0	1-2	.500	1	1	2	2.0	0	0	0	0	1	1.0
UALBANY	11/16/19	5	1-1	1.000	0-0	.000	0-0	.000	.000	1	1	2	2.0	5	0	1	1	0	2.15
at Samford	11/19/19	9	1-3	.333	0-0	.000	0-0	.000	.000	2	1	3	2.3	1	0	0	0	1	2.17
at Rhode Island	11/27/19	5	0-0	.000	0-0	.000	0-0	.000	.000	0	0	0	1.8	0	0	0	0	0	1.3
at Stony Brook	12/02/19	3	0-0	.000	0-0	.000	0-0	.000	.000	0	0	0	1.4	0	0	0	0	0	1.0
WESTERN MICHIGAN	12/14/19	8	0-0	.000	0-0	.000	2-2	1.000	1	0	1	1.3	2	0	0	2	2	2	1.2
at Niagara	01/05/20	0	0-0	.000	0-0	.000	0-0	.000	.000	0	0	0	1.1	0	0	0	0	0	1.0
SIENA	01/12/20	3	1-3	.333	0-0	.000	0-0	.000	.000	1	0	1	1.1	0	0	0	0	0	1.1
at Marist	01/22/20	1	0-1	.000	0-0	.000	0-0	.000	.000	0	0	0	1.0	0	0	0	0	0	1.0
RIDER	01/26/20	3	0-0	.000	0-0	.000	0-0	.000	.000	1	0	1	1.0	0	0	0	0	0	0.9
at Saint Peter's	01/31/20	4	0-0	.000	0-0	.000	2-2	1.000	1	0	1	1.0	2	0	0	0	0	2	1.0
Totals		0	47	3-9	.333	0-0	.000	5-6	.833	8	3	11	1.0	10	0	1	3	4	1.0
Games played: 11										Rebounds/game: 1.0									
Minutes/game: 4.3										Turnovers/game: 0.1									
Points/game: 1.0										Steals/game: 0.4									
FG Pct: 33.3										Blocks/game: 0.3									
FT Pct: 83.3																			

## Adam Cisse (9/8/00) - 19 - \* Career Statistics

Season	gp-gs		Total		3-Point		F-Throws		Rebounds				Scoring					
			fg-fga	pct	fg-fga	pct	ft-fia	pct	off	def	tot	avg	pts	fo	ast	to	blk	stl
2019-20	11-0	47/4.3	3-9	.333	0-0	.000	5-6	.833	8	3	11	1.0	11	1	0	1	3	4
TOTAL	11-0	47/4.3	3-9	.333	0-0	.000	5-6	.833	8	3	11	1.0	11	1	0	1	3	4





## Manhattan Career Game-Highs

### Career Highs

Points	3 (3x last) vs. Quinnipiac (1/16/20)
Rebounds	2 at Saint Peter's (1/31/20)
Assists	3 at Marist (1/22/20)
Steals	1 at Marist (1/22/20)
Blocks	1 (2x last) at Saint Peter's (1/31/20)
FG Made	1 (3x last) vs. Quinnipiac (1/16/20)
FG Attempts	4 (2x last) at Saint Peter's (1/31/20)
FT Made	2 (2x last) vs. Monmouth (1/18/20)
FT Attempts	3 at Stony Brook (12/2/19)
3-Pt. Made	1 (3x last) vs. Quinnipiac (1/16/20)
3-Pt. Attempts	4 vs. Quinnipiac (1/16/20)
Minutes	17 (2x last) at Saint Peter's (1/31/20)

## 2019-20 Game-By-Game Stats

#03 Reid, Romar																			
Opponent	Date	gs	min	Total		3-Pointers		Free throws		Rebounds				pf	a	t/o	blk	stl	pts
				fg-fga	pct	3fg-fga	pct	ft-fa	pct	off	def	tot	avg						avg
DELAWARE ST.	11/12/19	2	0-0	.000	0-0	.000	0-0	.000	0-0	0	0	0	0.0	1	1	0	0	0	0.0
UALBANY	11/16/19	7	0-3	.000	0-3	.000	0-3	.000	0-0	0	1	1	0.5	1	0	0	0	0	0.0
at Samford	11/19/19	2	0-0	.000	0-0	.000	0-0	.000	0-0	0	0	0	0.3	2	1	2	0	0	0.0
at Elon	11/23/19	12	1-1	1.000	1-1	1.000	0-0	.000	0-0	0	0	0	0.3	1	2	0	0	0	0.8
at Rhode Island	11/27/19	4	0-0	.000	0-0	.000	0-0	.000	0-0	0	0	0	0.2	1	0	4	0	0	0.6
at Stony Brook	12/02/19	3	0-0	.000	0-0	.000	2-3	.667	0-0	0	0	0	0.2	0	1	1	0	0	2.8
at Fordham	12/07/19	3	0-1	.000	0-1	.000	0-0	.000	0-0	0	0	0	0.1	0	0	1	0	0	0.7
WESTERN MICHIGAN	12/14/19	17	1-2	.500	1-2	.500	0-1	.000	0-0	0	1	1	0.3	3	1	1	0	0	3.1
at Hofstra	12/22/19	3	0-0	.000	0-0	.000	0-0	.000	0-0	0	0	0	0.2	1	0	2	0	0	0.9
at Canisius	01/03/20	8	0-0	.000	0-0	.000	0-0	.000	0-0	0	0	0	0.2	1	0	1	1	0	0.8
at Niagara	01/05/20	2	0-2	.000	0-2	.000	0-0	.000	0-0	0	0	0	0.2	0	0	0	0	0	0.7
at Fairfield	01/10/20	8	0-1	.000	0-1	.000	0-0	.000	0-0	0	0	0	0.2	0	2	0	0	0	0.7
SIENA	01/12/20	11	0-1	.000	0-0	.000	0-0	.000	0-0	0	1	1	0.2	0	2	0	0	0	0.6
QUINNIPAC	01/16/20	5	1-4	.250	1-4	.250	0-0	.000	0-0	0	0	0	0.2	0	0	0	0	0	3.8
MONMOUTH	01/18/20	7	0-1	.000	0-1	.000	2-2	1.000	0-0	0	1	1	0.3	1	0	0	0	0	2.9
at Marist	01/22/20	8	0-1	.000	0-0	.000	1-2	.500	0-0	0	0	0	0.3	1	3	3	0	1	0.9
at Saint Peter's	01/31/20	17	0-4	.000	0-2	.000	0-0	.000	0-0	1	1	2	0.4	3	0	1	1	0	0.8
Totals		0	119	3-21	.143	3-17	.176	5-8	.625	1	5	6	0.4	16	13	16	2	1	14.8

Games played: 17  
Minutes/game: 7.0  
Points/game: 0.8  
FG Pct: 14.3  
3FG Pct: 17.6  
FT Pct: 62.5

Rebounds/game: 0.4  
Assists/game: 0.8  
Turnovers/game: 0.9  
Assist/turnover ratio: 0.8  
Steals/game: 0.1  
Blocks/game: 0.1

## Romar Reid (8/16/00) - 19 - \* Career Statistics

Season	gp-gs		Total		3-Point		F-Throws		Rebounds				Scoring					
			fg-fga	pct	fg-fga	pct	ft-fa	pct	off	def	tot	avg	pf	fo	ast	to	blk	stl
2019-20	17-0	119/7.0	3-21	.143	3-17	.176	5-8	.625	1	5	6	0.4	16	0	13	16	2	1
TOTAL	17-0	119/7.0	3-21	.143	3-17	.176	5-8	.625	1	5	6	0.4	16	0	13	16	2	1



**2019-2020 Manhattan Basketball**  
**Manhattan Combined Team Statistics (as of Jan 31, 2020)**  
**All games**



<b>RECORD:</b>	<b>OVERALL</b>	<b>HOME</b>	<b>AWAY</b>	<b>NEUTRAL</b>
ALL GAMES	8-10	4-3	4-7	0-0
CONFERENCE	4-5	2-2	2-3	0-0
NON-CONFERENCE	4-5	2-1	2-4	0-0

#	Player	gp-gs	min	avg	Total		3-Point		F-Throw		Rebounds				pf	dq	a	to	blk	stl	pts	avg
					fg-fga	fg%	3fg-fga	3fg%	ft-fa	ft%	off	def	tot	avg								
23	Greene, Tykei	15-12	427	28.5	50-137	.365	20-56	.357	34-54	.630	26	53	79	5.3	28	0	13	30	4	9	154	10.3
33	Paulicap, Pauly	18-18	359	19.9	66-143	.462	0-0	.000	41-82	.500	44	69	113	6.3	60	4	4	25	29	10	173	9.6
04	Stewart, Samir	17-17	484	28.5	48-138	.348	32-111	.288	30-43	.698	4	25	29	1.7	51	2	53	34	2	23	158	9.3
02	Lasko, Ethan	1-0	8	8.0	3-3	1.000	3-3	1.000	0-0	.000	1	0	1	1.0	2	0	1	0	0	0	9	9.0
30	Buchanan, Elijah	18-18	409	22.7	65-152	.428	13-40	.325	15-30	.500	15	49	64	3.6	42	0	37	40	1	20	158	8.8
00	Williams, Warren	16-0	270	16.9	52-91	.571	0-0	.000	27-45	.600	17	32	49	3.1	39	1	2	22	6	5	131	8.2
14	Reynolds, Tyler	18-12	487	27.1	46-145	.317	39-126	.310	2-2	1.000	4	64	68	3.8	23	0	23	22	1	8	133	7.4
12	Hinckson, Christian	18-12	506	28.1	39-104	.375	12-30	.400	29-39	.744	25	75	100	5.6	48	1	44	43	10	31	119	6.6
10	Mack, Nehemiah	18-1	433	24.1	15-48	.313	12-38	.316	16-18	.889	6	34	40	2.2	41	2	47	13	0	15	58	3.2
24	Ebube, Ebube	3-0	20	6.7	2-2	1.000	0-0	.000	0-0	.000	2	4	6	2.0	5	0	0	2	1	1	4	1.3
15	Okafor, Michael	12-0	79	6.6	6-18	.333	1-5	.200	2-5	.400	6	12	18	1.5	11	0	2	3	3	1	15	1.3
31	Cisse, Adam	11-0	47	4.3	3-9	.333	0-0	.000	5-6	.833	8	3	11	1.0	10	1	0	1	3	4	11	1.0
03	Reid, Romar	17-0	119	7.0	3-21	.143	3-17	.176	5-8	.625	1	5	6	0.4	16	0	13	16	2	1	14	0.8
01	Glassman, Matt	1-0	2	2.0	0-0	.000	0-0	.000	0-0	.000	0	0	0	0.0	0	0	0	0	1	0	0	0.0
Team											26	34	60					4				
Total.....		18	3650		398-1011	.394	135-426	.317	206-332	.620	185	459	644	35.8	376	11	239	255	63	128	1137	63.2
Opponents.....		18	3650		377-943	.400	118-331	.356	300-437	.686	185	497	682	37.9	336	-	212	276	53	119	1172	65.1



**2019-2020 Manhattan Basketball**  
**Manhattan Combined Team Statistics (as of Jan 31, 2020)**  
**Conference games only**



<b>RECORD:</b>	<b>OVERALL</b>	<b>HOME</b>	<b>AWAY</b>	<b>NEUTRAL</b>
ALL GAMES	4-5	2-2	2-3	0-0
CONFERENCE	4-5	2-2	2-3	0-0
NON-CONFERENCE	0-0	0-0	0-0	0-0

#	Player	gp-gs	min	avg	Total		3-Point		F-Throw		Rebounds				pf	dq	a	to	blk	stl	pts	avg
					fg-fga	fg%	3fg-fga	3fg%	ft-fa	ft%	off	def	tot	avg								
33	Paulicap, Pauly	9-9	173	19.2	39-85	.459	0-0	.000	18-41	.439	24	35	59	6.6	29	2	2	12	15	5	96	10.7
00	Williams, Warren	9-0	177	19.7	37-58	.638	0-0	.000	18-32	.563	9	20	29	3.2	25	1	2	15	5	3	92	10.2
04	Stewart, Samir	9-9	253	28.1	24-66	.364	16-51	.314	22-30	.733	4	12	16	1.8	28	1	31	19	2	8	86	9.6
23	Greene, Tykei	6-3	137	22.8	16-43	.372	7-18	.389	16-26	.615	5	16	21	3.5	8	0	5	11	4	3	55	9.2
30	Buchanan, Elijah	9-9	197	21.9	36-75	.480	8-21	.381	2-5	.400	5	25	30	3.3	21	0	18	22	1	8	82	9.1
14	Reynolds, Tyler	9-9	283	31.4	27-75	.360	23-68	.338	2-2	1.000	2	37	39	4.3	10	0	14	12	1	4	79	8.8
12	Hinckson, Christian	9-6	239	26.6	18-47	.383	5-14	.357	17-25	.680	11	39	50	5.6	24	1	25	22	4	17	58	6.4
10	Mack, Nehemiah	9-0	215	23.9	8-26	.308	7-22	.318	1-2	.500	5	21	26	2.9	18	1	24	3	0	5	24	2.7
15	Okafor, Michael	8-0	68	8.5	5-15	.333	1-5	.200	2-3	.667	5	11	16	2.0	10	0	2	2	2	1	13	1.6
31	Cisse, Adam	5-0	11	2.2	1-4	.250	0-0	.000	2-2	1.000	3	0	3	0.6	2	0	0	0	0	0	4	0.8
03	Reid, Romar	8-0	66	8.3	1-14	.071	1-10	.100	3-4	.750	1	3	4	0.5	6	0	7	5	2	1	6	0.8
24	Ebube, Ebube	2-0	6	3.0	0-0	.000	0-0	.000	0-0	.000	0	2	2	1.0	1	0	0	0	0	0	0	0.0
Team											14	14	28					2				
Total.....		9	1825		212-508	.417	68-209	.325	103-172	.599	88	235	323	35.9	182	6	130	125	36	55	595	66.1
Opponents.....		9	1825		196-486	.403	64-163	.393	144-210	.686	91	243	334	37.1	173	-	116	131	26	60	600	66.7