

## November (2-4)

5	AMERICAN&+	W, 96-80
8	at #19/21 Xavier%	L, 81-63
12	ST. BONAVENTURE^+	W, 78-65
14	at Harvard+	L, 59-56
20	at Yale+	L, 100-89 (3 OT)
30	at Colgate	L, 72-62

## December (3-1)

7	at Cal Poly	L, 70-66
21	BUCKNELL@+	W, 81-71
23	CANISIUS*@@	W, 73-72
29	HOLY CROSS@+	W, 74-62

## January (4-4)

3	MONMOUTH*@@	W, 75-72
5	at Rider*+	L, 85-77
9	SAINT PETER'S*@@	W, 61-58
12	at Manhattan*+	L, 81-69
17	at Canisius*+	L, 73-63
19	at Niagara*+	L, 72-71
24	MARIST*@+	W, 70-57
26	QUINNIPIAC*@@	W, 84-61
31	at Iona*+	7 PM

## February (0-0)

2	at Saint Peter's*+	4 PM
7	FAIRFIELD*@@	7 PM
14	RIDER*!	9 PM
16	MANHATTAN*&@#	2 PM
19	IONA*@@	7 PM
23	at Fairfield*+	2 PM
26	at Quinnipiac*+	7 PM
28	at Marist*#	7 PM

## March (0-0)

4	NIAGARA*@@	7 PM
6	at Monmouth*+	7 PM
10	MAAC First Round\$#	TBA
11-12	MAAC Quarterfinals\$#	TBA
13	MAAC Semifinals\$=	TBA
14	MAAC Championship\$!	4 PM

All times are Eastern Standard Time

Home Games in **BOLD CAPS**

\*MAAC Game

&Doubleheader with Siena women

^Br. Ed Coughlin Franciscan Cup

%FSN

=ESPN2

!ESPN

+ESPN+

#ESPN3

=ESPNNEWS

@My4 Albany

\$MAAC Tournament (Atlantic City, NJ)

## GAME #19



## Siena (9-9, 5-4) at Iona (5-10, 3-5)

Friday, January 31, 2020 - 7 PM  
Hynes Athletics Center (2,578) - New Rochelle, NY

TV: **ESPN+** RADIO: **TALK 1300AM & 98.7 FM** ONLINE: **WATCH ESPN**

David Resnick  
Adam Finkelstein

A.J. Kanell  
Conner Fenlon

### Siena College Athletic Communications

Marcelle Athletic Complex  
515 Loudon Road - Loudonville, NY 12211-1462  
Ph: 518-783-2377 - [SienaSaints.com](http://SienaSaints.com)  
Assistant Athletic Director for Communications: Mike Demos  
Press/Cell Phone: 336-675-7374  
E-mail: [mdemos@siena.edu](mailto:mdemos@siena.edu)

### Previous Starters

### 2019-20 Stats

# - POS	NAME/CL/HT/WT/HOMETOWN	PPG	RPG	APG	MPG
1 - F	Elijah Burns (Gr., 6-8/236, Troy, NY)	14.8	6.5	1.1	27.1
3 - G/F	Manny Camper (Jr., 6-7/203, Chestertown, MD)	13.6	10.5	2.2	36.7
2 - G	Gary Harris, Jr. (Fr., 6-6/193, Los Angeles, CA)	5.6	2.5	0.3	17.3
0 - G	Donald Carey (So., 6-5/185, Upper Marlboro, MD)	11.7	3.5	2.6	31.2
22 - G	Jalen Pickett (So., 6-4/192, Rochester, NY)	16.0	4.4	4.8	37.5

### Reserves (Listed Numerically)

# - POS	NAME/CL/HT/WT/HOMETOWN	PPG	RPG	APG	MPG
5 - G	Matt Hein (Gr., 6-4/190, Windermere, FL)	3.2	1.8	0.8	20.7
12 - F	Kyle Young (Fr., 6-9/239, Bethlehem PA)	3.1	2.6	0.2	8.8
13 - G	Ben Diamond (Sr., 5-11/152, Loudonville, NY)	0.0	0.0	0.0	1.0
14 - G	Jordan King (Fr., 6-0/185, Albany, NY)	4.1	1.7	0.8	16.9
15 - G	Robert Mahala (So., 6-5/168, Jackson, NJ)	0.5	0.3	0.0	1.8
20 - F	Denzel Tchougang (Jr., 6-10/218, Geneva, Switzerland)	N/A	N/A	N/A	N/A
24 - G	Jimmy Ratliff (So., 6-8/186, Middletown, OH)	0.3	1.1	0.1	8.0
30 - F	Luke Sutherland (Fr., 6-7/203, Syracuse, NY)	0.8	1.2	0.0	5.3
33 - G	Georges Darwiche (So., 6-1/192, Bucharest, Romania)	0.0	0.0	0.0	3.0
35 - F	Sammy Friday IV (Sr., 6-9/237, Jersey City, NJ)	3.4	2.5	0.1	9.9



@SienaSaints  
@SienaMBB



SienaSaints  
SienaBasketball



@SienaSaints  
@SienaMBB



thesienasaints



## The Series With Iona

### 117th Meeting: Iona leads, 65-51



Away - 19-34

Division I - 35-41

MAAC - 33-26

**Last Meeting** - #1 Iona 73, #5 Siena 57  
Mar. 10, 2019 - Albany, NY (MAAC Semifinals)



#### Of Note

Siena has played Iona more times (116) than any other opponent  
The Gaels have won 17 of the past 22 meetings overall  
The road team has won 10 of the last 12 matchups between the programs  
The last five regular season meetings have each been decided by five points or less  
Siena has won three of the last four meetings in New Rochelle by a combined seven points  
**Jalen Pickett** is averaging 14.0 points and 4.7 assists in three career games vs. Iona  
**Tim Cluess** is 17-6 vs. Siena

#### Last Meeting

Iona led throughout and by as many as 21 points  
Iona shot 52% in the first half while limiting Siena to 33%  
**Asante Gist** scored 22 points to lead the Gaels  
**Evan Fisher** and **Jalen Pickett** led the Saints with 15 points apiece

#### Siena vs. the Metro Atlantic Athletic Conference



335-258 (.565) all-time overall in MAAC competition  
296-233 (.560) all-time overall in MAAC Regular Season action  
399-363 (.524) all-time overall vs. the other 10 programs which currently comprise the MAAC  
Won at least a share of seven MAAC Regular Season Championships, and captured five MAAC Tournament titles (1999, 2002, 2008, 2009, 2010)



#### Siena vs. the MAAC

All-Time Regular Season  
(31st Season)

Canisius	35-27
Fairfield	32-27
Fordham	1-1
Holy Cross	1-1
<b>Iona</b>	<b>33-26</b>
La Salle	3-2
Loyola (MD)	31-16
Manhattan	28-32
Marist	27-18
Monmouth	2-11
Niagara	35-25
Quinnipiac	7-5
Rider	27-16
Saint Peter's	35-25
<b>TOTAL</b>	<b>296-233</b>

	Tale of the Tape	
9-9	Record	5-10
5-4	MAAC	3-5
197*	NET	282
72.7	Points	69.3
71.7	Opp Points	74.1
.444	FG%	.425
.449	OPP FG%	<b>.448</b>
.343	3FG%	.323
.696	FT%	<b>.735</b>
37.1	Rebounds	33.3
12.6	Assists	<b>13.1</b>
13.9	Turnovers	15.3
2.7	Blocks	<b>3.7</b>
5.9	Steals	<b>8.1*</b>

\*Leads MAAC

## Carmen Maciariello

Siena '01

#### First Season

9-9 (.500)



Siena Basketball alumnus named 18th head coach in program history on March 25th

41-year-old native of nearby Clifton Park completed first season as an assistant coach in second stint on staff last season

Helped guide Siena to a 17-16 overall record including an 11-7 mark in the MAAC last season

Saints' 17 wins tied for the most of any MAAC team, and the squad's nine-win improvement was tied for the 11th best turnaround nationally. Siena finished in a tie for second place in the MAAC - placing nine spots higher than their preseason poll prediction - which tied UT Arlington for the largest improvement nationally.

Served as coordinator for Siena defense last season which ranked 42nd nationally allowing 66.0 points per game, the third best mark during the program's 43-year Division I era. Earlier last season, Maciariello's defense held the opposition to 70 points or fewer for 15 straight games, marking the program's longest such streak in 26 years.

First entered the collegiate ranks as Siena's director of basketball operations during the 2005-06 season under the direction of 2017 Siena Athletics Hall of Fame inductee Fran McCaffery

Graduated cum laude from Siena in 2001, while helping guide the Saints to 20 wins and a share of the MAAC Regular Season Championship during his senior season, after having sat out the previous year per NCAA transfer regulations following his matriculation from the University of New Hampshire

Recently completed 11th season as a Division I assistant coach, which has included stops at Siena (2018-19), George Washington (2014-18), Boston University (2011-14), and Fairfield (2008-11)

Teams have made seven national postseason tournament appearances while averaging 20.5 wins and a .624 winning percentage, and has also helped guide his programs to a 124-70 (.639) conference mark and, including his time as an undergraduate at Siena, has won a conference regular season or postseason title at each school

2012 Capital District Basketball Hall of Fame inductee

1996 *Albany Times Union* Player of the Year at Shenendehowa High School

Married to wife, Laura, and has a two-year-old daughter, Reese





# QUICK HITS



Siena returns to the road for a pair of matchups this weekend in search of its elusive first road win of the season

The Saints are in the midst of a span where they play six of eight at home, with this weekend serving as the long exceptions

Siena is the only Division I team which is undefeated at home (9-0) and winless in true road games (0-9) this season

The Saints' last road win came in last year's regular season finale, a 72-65 overtime triumph at Niagara on Mar. 3

Siena's nine-game home win streak is the longest since winning a program record 38 straight from 2008-10

Sophomore standout **Jalen Pickett** was named to both the Lou Henson Award Preseason and Midseason Watch Lists – presented annually to the nation's top Division I mid-major player

The MAAC Preseason Player of the Year has been named MAAC Player of the Week twice so far this season (Dec. 30, Jan. 27)

Pickett ranks ninth nationally in minutes per game (37.5), and 11th in assist-to-turnover ratio (2.93)

Pickett also stands second in the MAAC in assists (4.8), fourth in scoring (16.0), fifth in blocks (1.1), sixth in threes (38), and ninth in both field goal percentage (.467) and steals (1.4) in another solid all-around season

Pickett is the first Saint to be voted the MAAC Preseason Player of the Year in nine years dating back to **Ryan Rossiter** in 2010-11

Pickett is the first true sophomore to be selected Preseason First Team All-MAAC since Iona's **Schadrac Casimir** in 2015-16

Pickett was ranked the 25th best player in nation entering the 2019-20 season by ESPN's John Gasaway, 68th by NBC Sports' Rob Dauster, and 69th by CBS Sports' Matt Norlander

Guard/forward **Manny Camper** has enjoyed a breakout junior season, ranking 14th nationally in both rebounding (10.5) and defensive rebounding (7.7)

He also ranks among the national leaders in minutes played (36.7 – 26th), and has recorded his first nine career double-doubles

Camper is averaging a double-double on the season as he also stands 10th in the MAAC in scoring (13.6)

Camper pulled down a career-high 19 rebounds on Nov. 20 at Yale, the most by a Siena player in nearly seven years since **OD Anosike** grabbed 21 on Jan. 27, 2013 against Marist

Camper had averaged just 3.9 rebounds over his first two seasons in 19.3 minutes per game

The Saints currently possess three of the top-10 and four of the top-19 scorers in the MAAC

Pickett ranks fourth in scoring (16.0), **Elijah Burns** fifth (14.8), and Camper 10th (13.6)

**Donald Carey** also averages double figures (11.7) as the “core four” has combined to average 56.1 points to account for 77% of the team's scoring

Siena ranks second in the MAAC in both scoring (72.7) and field goal percentage (.444), after averaging just 64.6 points last year

Siena ranks 65th nationally in rebound margin (+4.4) and also averages 37.1 rebounds per game

The Saints ranked fifth worst nationally last season in rebounding (29.5) and 322nd out of 351 teams in rebound margin (-4.1)

Siena started 2-0 MAAC play for the first time in a decade, dating back to a program-best 14-0 start during the 2009-10 season

Siena saw their season long four-game winning streak snapped Jan. 5 at Rider, which matched the program's longest in 10 years

The Saints posted a 17-13 overall record during the 2019 calendar year, the program's best mark since going 22-11 in 2010

Siena was projected to finish sixth (11 teams) according to the MAAC Preseason Coaches' Poll

Only eight points separated the third through sixth spots in tight polling

Siena finished in a four-way tie for second place in the MAAC last season, after being predicted to finish last

Saints' nine-spot improvement from their preseason prediction was tied with UT Arlington for the best nationally

The Saints finished with a 4-5 record in non-conference action

Siena went 4-0 at home to record the program's first undefeated record in non-conference play since also going 4-0 in 2015-16

The Saints went 3-1 against the Patriot League while playing three of the conference's top-four teams in the preseason poll

The Saints faced both of the Ivy League's Co-Regular Season Champions from a year ago on the road in Harvard and Yale

Both Xavier (18) and Harvard (75) were ranked in the Top-100 in Ken Pomeroy's preseason rankings

Siena has a pair of four-game homestands and also had a four-game road trip earlier this season

The four-game road trip was the program's first since Feb. 12-26, 2010

The four-game road trip matches the program's longest since playing five straight away from home Dec. 22, 1994 – Jan. 7, 1995

The Saints went a season long 14 days between their games Dec. 7 at Cal Poly and Dec. 21 vs. Bucknell

Siena played just four games in a 36-day span

Siena went a total of 39 days between its second and third home games of the season, Nov. 12 to Dec. 21

This was the longest in-season stretch between home games in the program's Division I history (1976-77)

Coppin State (42 days) is the only Division I team which has a longer stretch between home games this season

Siena routed American 96-80 in the season opener

The 96 points scored was the program's most in a season-opener in 35 years, dating back to a 110-64 thrashing of East Stroudsburg to tip off the 1984-85 campaign

The 16-point margin of victory was the largest in a season-opener since an 82-52 triumph over Boise State in Albany to start the 2008-09 MAAC Championship season, and the largest margin by a coach in his Siena debut since **Dan Cunha** in 1941-42

The Saints' streak of 39 consecutive games committing 15 turnovers or fewer was snapped Nov. 14 at Harvard (17)

It was the first time Siena committed more than 15 turnovers since a triple overtime loss vs. Monmouth on Feb. 21, 2018

The Saints ranked eighth nationally last season averaging just 9.8 turnovers per game

Siena returns two starters and 10 letterwinners from last year's team

The Saints welcomed back 41% of their scoring and 40% of their rebounding from a year ago

Three of the team's top-four scorers from last season either graduated or transferred

Siena welcomes five newcomers to the program this season, including four true freshmen

Illinois State transfer **Matt Hein** becomes the program's third-ever graduate transfer, dating back to last season

Highly touted transfers Burns (Notre Dame) and Carey (Mount St. Mary's) are also set to don the Green and Gold for the first time after sitting out the 2018-19 season due to NCAA transfer regulations

A total of seven players and coaches from the 2019-20 roster hail from the Greater Capital Region

The Saints are under the direction of alumnus **Carmen Maciariello '01** who was named the program's 18th head coach Mar. 25

Maciariello is Siena's third different head coach in three seasons

Maciariello is the first alumnus to lead the program since **Bill Kirsch** (1972-82)

The Saints are looking to build off last season's 17-16 overall record which included an 11-7 mark in the MAAC

Siena's nine-win improvement from the previous year was tied for the 11th best turnaround nationally

The Saints' 17 wins were tied for the most of any MAAC team

Siena set program single-season records for both three-point makes (288) and attempts (849)

The Saints ranked amongst the national leaders in fewest fouls (14.0 – fourth), turnovers (9.8 – eighth), scoring defense (66.0 – 42nd), and assist-to-turnover ratio (1.28 – 50th)

Siena held the opposition to 70 points or fewer for 15 straight games from Dec. 22 – Feb. 13, marking the program's longest stretch since a 17-game streak from Dec. 8, 1992 – Feb. 10, 1993



# OF NOTE



**Last Time Out: Siena 84, Quinnipiac 61 (Jan. 26 - Albany, NY)**

Matched program's largest margin of victory (23 points) in five years

Trailed for just 23 seconds and led by as many as 25

Shot a season-high 58% from the field against the MAAC's best field goal percentage defense entering the day (.401)

**Jalen Pickett** scored a season-high 25 points, including 14 straight midway through the second half



## By The Numbers

**3**

Number of head coaches who have led Siena the past three seasons

**.624**

New head coach Carmen Maciariello's win percentage in 11 years as an assistant

**7**

Number of Siena players and coaches who hail from the Greater Capital Region

**39**

Days in-between Siena's second and third home games this season

**77%**

Percentage of scoring Burns, Camper, Carey, and Pickett have accounted for this season

**96**

Points scored vs. American, Siena's most in a season opener in 35 years

**+7.6**

Improvement in Siena's rebounding average from last season

**+8.5**

Improvement in Siena's rebound margin from last season

**19**

Rebounds Manny Camper had at Yale on Nov. 20, the most by a Siena player in seven seasons

**41**

Percentage of scoring Siena returns from last year

**7**

Number of Siena's nine non-conference opponents who had winning records last year

**9**

Win improvement last year - tied for 11th best nationally

**6,481**

Siena's average attendance over 389 all-time games played at the Times Union Center

**12**

Siena's rank for average attendance last season amongst all Northeast teams

**19**

Siena's rank for average attendance last season amongst all mid-major teams nationally

**288**

Three-pointers made last year - a program single-season record

**39**

Consecutive games Siena committed 15 turnovers or less (Feb. 21, 2018 - Nov. 14, 2019)

**11**

Times Pickett was named MAAC Rookie of the Week last year, T-2 most in NCAA history

## Points: Margin of Victory

1	2	3	4	5	6	7	8	9	10	11	12	13	14	15+
1	0	2	0	0	0	0	0	0	1	0	1	2	0	2

## Points: Margin of Defeat

1	2	3	4	5	6	7	8	9	10	11	12	13	14	15+
1	0	1	1	0	0	0	1	0	2	1	1	0	0	1

## INDIVIDUAL CAREER TOTALS\*

	'19-'20	CAREER
<b>DOUBLE DIGIT SCORING</b>		
Jalen Pickett	15	41
Manny Camper	15	19
Elijah Burns	13	13
Donald Carey	12	12
Sammy Friday IV	1	4
Gary Harris, Jr.	3	3
Jimmy Ratliff	0	3
Jordan King	1	1
Kyle Young	1	1

### 40 POINT GAMES

Jalen Pickett	0	1
---------------	---	---

### 30 POINT GAMES

Jalen Pickett	0	1
---------------	---	---

### 20 POINT GAMES

Jalen Pickett	5	14
Manny Camper	3	4
Elijah Burns	2	2
Donald Carey	2	2

### 10 REBOUND GAMES

Manny Camper	10	12
Elijah Burns	3	3
Jalen Pickett	1	2
Sammy Friday IV	0	1

### 10 ASSIST GAMES

Jalen Pickett	0	5
---------------	---	---

### TRIPLE DOUBLES

None  
Last: Dec. 3, 2006 Kojo Mensah vs. UAlbany

### DOUBLE DOUBLES

Manny Camper	9	9
Jalen Pickett	1	6
Elijah Burns	2	2
Sammy Friday IV	0	1

### FIVE OR MORE THREES IN A GAME

Jalen Pickett	1	2
---------------	---	---

\*At Siena

## Team Leaderboard (Games)

**Scoring:** Pickett (7), Burns (5), Carey (5), Camper (4), Harris (1)

**Rebounding:** Camper (15), Burns (3), Young (1)

**Assists:** Pickett (10), Carey (5), Camper (4), King (1)

**Minutes:** Pickett (9), Camper (8), Carey (2)

**Double-Figures Scoring:** Camper (15), Pickett (15), Burns (13), Carey (12), Harris (3), Friday (1), King (1), Young (1)

**Double-Doubles:** Camper (9), Burns (2), Pickett (1)

## Siena and the Times Union Center

Siena is in its 30th season of competition at the Times Union Center, and 23rd since making the full-time move to downtown Albany in 1997-98

The Saints have ranked in the top-100 nationally in attendance in each of the past 22 seasons, coinciding with the program's full-time move to the TUC

Siena ranked 94th nationally out of 351 Division I programs in attendance last season, drawing an average of 5,767 fans over 16 home dates at the Times Union Center

Siena ranked 12th overall in the Northeast - and second amongst all Northeast mid-major teams - in average attendance last season, and stood 19th nationally amongst all mid-major programs in attendance

The Saints' average attendance last season out-drew power five conference schools Boston College, California, Oregon State, Stanford, USC, and Washington State, and exceeded the overall Division I national average of 4,659 by more than 1,000 fans

Siena has drawn a grand total of 2,521,207 fans (an average of 6,481) over 389 dates at the Times Union Center

The Saints welcomed their 2-millionth fan on Dec. 23, 2014 against Cornell, and have drawn crowds in excess of 10,000 on 33 occasions

Siena boasts a 257-132 (.661) all-time record at the Times Union Center, including a 242-110 (.688) mark since making the full-time move to the facility in 1997-98

In 2009-10, Siena established a new program record with 133,505 fans (an average of 7,853) for 17 home games, which ranked 66th nationally in tying for its highest national ranking ever (2002-03)

The Saints have hosted the MAAC Basketball Championships at the Times Union Center 20 times in their 30 years in the conference

### 2018-19 Attendance Northeast Rankings\*

Team	Average Attendance
1.) Syracuse	21,992
2.) St. John's	9,798
3.) Providence	9,542
4.) Villanova	9,053
5.) Penn State	9,046
6.) UConn	8,652
7.) Seton Hall	8,507
8.) Pittsburgh	6,749
9.) Rutgers	6,240
10.) Temple	6,211
11.) Rhode Island	5,797
12.) SIENA	5,767

\*The Northeast is comprised of the nine states Connecticut, Maine, Massachusetts, New Hampshire, New Jersey, New York, Pennsylvania, Rhode Island, and Vermont according to the United States Census Bureau



### 2019-20 NCAA Individual Leaders (Through Thursday)

Rebounds Per Game		
1.) Kevin Marfo	Quinnipiac	13.7
2.) John Mooney	Notre Dame	13.4
3.) Willie Jackson	Toledo	12.4
4.) Cletrell Pope	Bethune-Cookman	11.8
5.) James Butler	Drexel	11.8
6.) Elyjah Goss	IUPUI	11.5
7.) E.J. Anosike	Sacred Heart	11.5
8.) Daniel Oturu	Minnesota	11.3
9.) Jordan Goodwin	Saint Louis	11.1
Paul Reed	DePaul	11.1
11.) Hasahn French	Saint Louis	10.8
12.) Luka Garza	Iowa	10.7
13.) Nico Carvacho	Colorado State	10.6
14.) Manny Camper	Siena	10.5

Field Goal Percentage		
1.) Udoka Azubuike	Kansas	.780
2.) Shamarqus Kennedy	McNeese	.686
3.) Osasumwen Osaghae	FIU	.677
4.) Matt Wilson	Army West Point	.677
5.) Nick Richards	Kentucky	.673
6.) Kevin Samuel	TCU	.671
7.) Chris Vogt	Cincinnati	.669
8.) Kevin McKay	Central Michigan	.664
9.) Zeke Nnaji	Arizona	.653
10.) Paul Atkinson	Yale	.634
11.) Chris Lewis	Harvard	.628
12.) Obi Toppin	Dayton	.625
13.) Elijah Burns	Siena	.624

Assist-to-Turnover Ratio		
1.) Grayson Murphy	Belmont	3.89
2.) Connor McCaffery	Iowa	3.74
3.) Pierre Crockrell II	Pacific	3.70
4.) Wabissa Bede	Virginia Tech	3.50
5.) Darius Brown II	CSUN	3.34
6.) Malachi Flynn	San Diego State	3.33
T.J. Gibbs	Notre Dame	3.33
8.) Carlos Paez	Austin Peay	3.28
9.) Alex Hunter	Furman	3.21
10.) Marcus Garrett	Kansas	2.97
11.) Jalen Pickett	Siena	2.93

Minutes Per Game		
1.) Jahlil Jenkins	Fairleigh Dickinson	39.0
2.) Kyle Lofton	St. Bonaventure	38.3
3.) Nate Darling	Delaware	38.2
4.) Malik Johnson	Canisius	38.2
5.) George Tinsley	Binghamton	38.1
6.) Elijah Hughes	Syracuse	38.1
7.) Jason Preston	Ohio	37.5
8.) Jonah Radebaugh	Northern Colorado	37.5
9.) Jalen Pickett	Siena	37.3

### Siena Individual Career Records

Points Per Game		
1.) Fred Shear	1970-73	20.3
2.) Marc Brown	1987-91	18.6
3.) Bob Hermann	1967-70	18.0
4.) Steve Walters	1972-76	17.3
5.) Doremus Benneman	1990-91	16.9
6.) Mike Seymour	1967-70	16.2
7.) Mark Palinski	1964-67	16.1
8.) Jalen Pickett	2018-pres.	15.9

Assists Per Game		
1.) Marc Brown	1987-91	6.5
2.) Ronald Moore	2006-10	6.1
Jalen Pickett	2018-pres.	6.1

Assists		
1.) Ronald Moore	2006-10	823
14.) Kenny Hasbrouck	2005-09	331
15.) Jalen Pickett	2018-pres.	303



# PLAYER QUICK HITS



## Previous Starters

### F - #1 Elijah Burns

Named both the MAAC Player of the Week and College Sports Madness MAAC Player of the Week on Dec. 23  
 Leads the MAAC and ranks 13th nationally with a .624 field goal percentage  
 Also ranks fifth in the MAAC in both scoring (14.8) and free throw percentage (.835), and sixth in rebounding (6.5)  
 Scored a career-high 28 points on 10-13 shooting in just 24 minutes in victory over Bucknell (Dec. 21)  
 Scored 19 points or more in a game seven times, and posted a pair of double-doubles  
 Graduate transfer set to suit up for lone season in the Green and Gold in 2019-20  
 Enrolled in in Siena College's new MBA program, and is pursuing his graduate degree in strategic management  
 Notre Dame transfer officially joined Siena on Dec. 17, 2018, and sat out remainder of season due to NCAA transfer rules  
 Appeared in 44 games over three-plus seasons with the Irish, averaging 2.2 points and 2.1 rebounds spanning 9.0 minutes  
 Saw action in four games (one start) prior to transfer last season, averaging 5.3 points and 3.8 rebounds over 11.3 minutes  
 Helped lead United States U18 team to the silver medal at the 2014 Albert Schwietzer Tournament in Germany  
 Starred on local AAU circuit for the Albany City Rocks (2012-14), which he helped guide to consecutive top-three finishes at the national championships - second place in 2014, and third place in 2013

### G/F - #3 Manny Camper

Ranks 14th nationally in both rebounding (10.5) and defensive rebound (7.7)  
 Also ranks seventh in the MAAC in field goal percentage (.491) and 10th in scoring (13.6)  
 Junior has registered first nine collegiate double-doubles this season  
 Posted career-highs of 22 points and 19 rebounds at Yale (Nov. 20)  
 Most rebounds by a Siena player in nearly seven years since **OD Anosike** grabbed 21 on Jan. 27, 2013 at Marist  
 Averaging a double-double with 13.6 points and 10.5 rebounds  
 Averaged 6.4 points and 5.4 rebounds spanning 26.2 minutes of action in 29 games (22 starts) last season  
 Named the North Bayside Player of the Year each of his final two seasons while starring at Kent County High School  
 Four-year varsity starter scored 1,951 career points  
 Member of the National Honor Society was ranked in the top-10 of his high school graduating class and was the recipient of a Dr. Martin Luther King, Jr. Humanitarian Award

### G - #2 Gary Harris, Jr.

Named MAAC Rookie of the Week (Dec. 9) after posting season-highs of 16 points and six rebounds at Cal Poly (Dec. 7)  
 Scored in double figures three times, and leads all Siena primary reserves averaging 5.6 points in 17.3 minutes  
**Carmen Maciariello's** first official signing after being promoted to head coach  
 Enjoyed breakout performance at Adidas Gauntlet in April 2019, competing for the Cali Rebels AAU team  
 Averaged 17.3 points over seven games at the Adidas Gauntlet Premiere Showcase, while shooting 54% from the field including an even 50% from three  
 Scored 31 points and added seven rebounds vs. Play Ball Nation YIIS in the Adidas Gauntlet, and tallied 26 points on the strength of 7-11 shooting from three vs. Marcus Smart  
 Named First Team All-Prep Elite Conference after averaging 18 points and eight rebounds during 2018-19 season for Middlebrooks Academy  
 Played high school basketball at Frederick K.C. Price III Christian High, averaging 21.5 points, 8.3 rebounds, 2.2 assists, 2.5 steals, and 1.4 blocks on his way to earning All-California Interscholastic and Team MVP acclaim during the 2017-18 season

### G - #0 Donald Carey

Ranks fourth in the MAAC in free throw percentage (.854)  
 Scored season-high 22 points in victory over Holy Cross (Dec. 29)  
 Has scored in double figures 12 times  
 Mount St. St. Mary's transfer now eligible to play after sitting out last season due to NCAA transfer regulations  
 Started all 32 games during his freshman season at the Mount  
 Averaged 9.0 points and ranked 11th in the Northeast Conference in both assists (3.4) and assist-to-turnover ratio (1.27)  
 Cousin, **Kyle Anderson** currently plays for the Memphis Grizzlies  
 Older brother, **Jamall Robinson** played at both Hofstra and LIU Brooklyn

### G - #22 Jalen Pickett

Lou Henson Award Preseason and Midseason Watch List selection (top Division I mid-major player)  
 Two-time MAAC Player of the Week (Dec. 30, Jan. 27) was also named Lou Henson National Player of the Week on Dec. 30  
 Ranks ninth nationally in minutes per game (37.5) and 11th in assist-to-turnover ratio (2.93)  
 Also ranks second in the MAAC in assists (4.8), fourth in scoring (16.0), fifth in blocks (1.1), sixth in threes (38), and ninth in both field goal percentage (.467) and steals (1.4)  
 Posted double-double with 17 points and 10 rebounds and added eight assists (zero turnovers) in 55 minutes at Yale (Nov. 20)  
 2019-20 MAAC Preseason Player of the Year and Preseason First Team All-MAAC selection  
 First Saint to be voted MAAC Preseason Player of the Year in nine years since **Ryan Rossiter** in 2010-11  
 First true sophomore to be Preseason First Team All-MAAC since Iona's **Schadrac Casimir** in 2015-16  
 Ranked the 25th best player in college basketball for this season by ESPN's John Gasaway, 68th by NBC Sports' Rob Dauster, and 69th by CBS Sports' Matt Norlander  
 Declared as early entrant for 2019 NBA Draft, and was invited to and participated in the inaugural NBA G League Elite Camp as well as pre-draft workouts with several NBA teams before withdrawing to return to Siena  
 2018-19 Siena College Male Student Athlete and Rookie of the Year  
 Unanimous 2018-19 MAAC Rookie of the Year and MAAC All-Rookie Team selection  
 League record 11-time MAAC Rookie of the Week also tied for second most overall in NCAA Division I history (12 - **Jared Sullinger**: Ohio State - Big Ten, 2010-11)

### Sullinger: Ohio State - Big Ten, 2010-11

One of 30 Division I finalists nationally for the 2019 Kyle Macy Award (top freshman in college basketball)  
 Second freshman in MAAC history (**Lionel Simmons**: La Salle, 1986-87) to earn First Team All-MAAC honors  
 NABC District 1 First Team selection (first freshman in program history)  
 ECAC Rookie of the Year (first in program history) and Second Team All-ECAC  
 Named CBS Sports/USBWA National Freshman of the Week on Feb. 19  
 Swept MAAC weekly honors on Dec. 3 - fourth league freshman in past 33 years to be named MAAC Player of the Week  
 MAAC All-Tournament Team selection  
 Set Siena freshmen records for both scoring (521) and steals (66), while also achieving the fourth-highest single-season assist total overall (221) in school history  
 Ranked ninth nationally and third amongst Division I freshmen in assists (6.7)  
 Stood 22nd nationally and fourth amongst Division I freshmen in assist-to-turnover ratio (2.76)  
 Was 35th nationally and fourth amongst Division I freshmen in steals (2.0)  
 Led the MAAC overall in both assists and assist-to-turnover ratio, ranked second in steals, fourth in blocks (0.9), and seventh in scoring (15.8)  
 Scored in double figures 26 times, highlighted by eight 20-point performances, and added five double-doubles  
 Erupted for 46 points (second highest single-game total in program history) and 13 assists vs. Quinnipiac (Feb. 17) to become just the second player nationally this century with 45-plus points and 10-plus assists in a game  
 Posted first collegiate double-double with 27 points and 13 assists at Hofstra (Nov. 28) to become first Division I player nationally during the 2018-19 season to reach those marks  
 Swiped seven steals vs. Colgate (Nov. 24), the most by a Saint since **Clarence Jackson** also had seven on Jan. 4, 2010



# PLAYER QUICK HITS



## Reserves (Listed Numerically)

### G - #5 Matt Hein

Started each of team's first 15 games donning the Green and Gold

Posted season-highs of nine points in consecutive home games earlier this month

Illinois State graduate transfer will have one season of eligibility with the Saints in 2019-20

Third-ever graduate transfer in program history - joining **Braedon Bayer** and **Elijah Burns** from last year - and is enrolled in Siena College's new MBA program

Appeared in 65 games including 14 starts over three seasons at Illinois State (red-shirted as freshman), averaging 2.5 points and 1.5 rebounds spanning 15.5 minutes per game

Made 18 appearances including one start, and averaged 1.6 points, 1.4 rebounds, and 1.5 assists in 15.3 minutes of action last season for Illinois State

Brother, **Daouda (David) N'Diaye**, played with Hein for three seasons at Illinois State, and now plays for Southern Utah

Uncle, **Stu Hein**, is 1990 Ohio State Hall of Fame inductee (baseball)

### F- #12 Kyle Young

Appeared in each of last eight games after having seen action in just four of the first 10 games

Posted season-high 10 points off the bench in win over Marist (Jan. 24)

Was first commitment in the Saints' Class of 2023

Named a 2019 Pennsylvania Sports Writers Class 4A Third Team selection after averaging 13.9 points and leading Bethlehem Catholic to a 26-4 record

Tied for team-high with 14 points in 2018 PIAA Class 4A State Semifinals and led squad to 28-4 record and an Eastern Pennsylvania Conference and District 11 Class 4A Championship his junior season

Played AAU for the Jersey Shore Warriors, which also produced recent Siena stars **Ryan Rossiter** and **Rob Poole**

Has an older brother, Ryan, who plays basketball at Northwestern, and an older sister, Jordan, who plays volleyball at George Washington

### G - #13 Ben Diamond

Seen action in only three games so far this season, logging three total minutes

Former manager is in third season on the active roster as a walk-on

Two-time MAAC All-Academic Team selection

Appeared in seven career games over first two seasons, logging six minutes

Recipient of the 2015 Team Courage Award, NewsChannel 13 Scholar Athlete Award, and 2016 Ray Holmes Memorial Award

### G - #14 Jordan King

Averaging 4.1 points in 16.9 while coming off the bench for 16 of the first 18 games

Posted season-high 10 points in victory over Bucknell (Dec. 21)

Albany product who starred locally on both the high school and AAU circuits

2019 Suburban Council Player of the Year while starring for Christian Brothers Academy

Averaged 24.1 points, 4.5 assists, and 4.3 rebounds while also earning Albany Times Union Large School First Team honors his senior season

One of just seven players in CBA history to eclipse 1,000 career points

Played AAU for the Albany City Rocks and Mass Rivals

### G - #15 Robert Mahala

Appeared in first four collegiate games this season, logging seven total minutes

Sophomore scored first collegiate basket vs. Quinnipiac (Jan. 26)

Did not see any action last season as a freshman

Earned three varsity letters and was a two-year starter at Christian Brothers Academy

Averaged 9.8 points as a senior, and was selected to play in New Jersey's North-South Senior All-Star Game

Father, Bobby, played college basketball at Wagner

Cousin, **Kevin Mahala**, was drafted by the Pittsburgh Pirates in 2016



# PLAYER QUICK HITS



## Reserves (Continued)

### #20 - Denzel Tchougang

Has missed entirety of season so far due to stress fracture in foot  
Transfer from Cypress College (CA) set for second of three seasons of eligibility with Siena  
Appeared in 20 straight contests after being a DNP (coaches decision) the first eight games last season  
Scored season-high four points vs. Cal Poly (Dec. 29)  
Appeared in 27 games (23 starts) at Cypress last season, averaging 2.4 points and 2.6 rebounds in 9.6 minutes of action  
Played five years of club basketball in Geneva  
Swiss U19 Vice Champion

### G - #24 Jimmy Ratliff

Appeared in each of first seven games, averaging 8.0 minutes per contest, before being a DNP - Coaches' Decision in last 11  
North Alabama transfer and walk-on set for second season in the Green and Gold  
Averaged 3.0 points and 1.6 rebounds spanning 16.6 minutes of action in 20 games (one start) last season  
Missed 12 games during the middle of the season after suffering a fractured left pinky at Saint Peter's (Jan. 3)  
Scored in double figures three times, highlighted by 16-point performance on 5-7 shooting including 4-6 from three at St. Bonaventure (Dec. 5)  
Played one season of prep basketball at Kingston Academy in Cincinnati, where he averaged 16 points and seven rebounds

### F - #30 Luke Sutherland

Seen action in six games, playing 32 total minutes  
Named Mr. Basketball CNY  
All-State and First Team SCAC Metro All-League selection his senior season as West Genesee  
Averaged 20.2 points, 8.3 rebounds, 2.3 assists, and 2.3 blocks, while being named an NYSSWA Class AA All-State, All-Central New York, and SCAC Metro First Team selection his junior year  
Played club basketball for NY Jayhawks

### G - #33 Georges Darwiche

Made season debut Jan. 17 at Canisius, his only appearance to date  
Missed start of season due to injury and didn't return to active roster until mid-December  
Had made first 10 collegiate starts prior to being a DNP (coaches decision) Jan. 26  
Tallied season-high nine points in road win at Marist (Jan. 11)  
Member of Romania's National Team  
Averaged 3.7 points and 1.7 assists over 18.9 minutes in three games at the FIBA World Cup 2019 European Qualifiers  
Led Romania's U20 squad to the 2017 European Championship B Division crown, while averaging 7.0 points  
Guided the U18 squad to a Romanian League Championship in 2016 while earning Tournament MVP honors  
Played four seasons for Steaua CSM EximBank Bucuresti in Romania's top league, Divizia A  
Appeared in 44 games (38 starts) during the 2017-18 season with Steaua CSM EximBank Bucuresti, averaging 3.0 points and 1.5 assists, and posted a 2.37-to-1 assist-to-turnover ratio while shooting 40% from three spanning 14.6 minutes per game

### F - #35 Sammy Friday IV

Senior posted season-highs of 10 points and five rebounds in fifth career start vs. Saint Peter's (Jan. 9)  
Averaging 3.4 points and 2.5 rebounds in 9.9 minutes of action off the bench  
Ruled out for the remainder of the 2018-19 season after undergoing surgery for torn meniscus on Dec. 21, 2019  
Was averaging 6.4 points over just 14.7 minutes spanning first nine appearances prior to injury  
Appeared in 25 games and made first three career starts last season, averaging 2.5 points and 2.4 rebounds in 7.6 minutes  
Posted career-highs of 15 points and 15 rebounds in 24 minutes off the bench at Louisville last season (Dec. 6, 2017)  
Arrived at Siena following a postgraduate year at St. Andrew's School in Rhode Island  
Averaged 12 points and eight rebounds while leading St. Andrew's School to a 21-10 record  
Younger brother, Tyler, was a four-star recruit who is a sophomore defensive lineman on the Ohio State football team

## Siena Basketball Class of 2024



Siena Basketball Head Coach **Carmen Maciariello** has announced his first official signings for the Saints' Class of 2024. **Aidan Carpenter, Colin Golson, and Bennett Kwiecinski** have all committed to Siena during the early signing period, and will enroll at the College next fall.

"In this class we looked to add versatility, and our three incoming Saints will be able to thrive in both our offensive and defensive systems," said Maciariello. "They all embody what we look for in a Siena Saint."

A 6-5, 185-pound guard, Carpenter is ranked the No. 1 recruit in Maine and No. 22 overall in the New England Class of 2020 according to the New England Recruiting Report. The Hamden, Connecticut native, who is playing for Dan Haynes at Lee Academy in Maine this year, was named the NEPSAC Player of the Year after averaging 24 points and five assists while leading Hyde School in Bath, Maine to the NEPSAC Class C Title last season. Carpenter plays his AAU basketball for Rhode Island Elite under the direction of coach Nick Light.

"Aidan is a big guard who can play either on or off the ball," explained Maciariello. "He has tremendous quickness, and thrives running the wing or pushing the ball. Defensively, he can guard multiple positions."

A 6-7, 235-pound forward from Detroit, Golson is set to suit up for Ferndale High and coach Juan Rickman this season after transferring from East English Village. He plays AAU for coach DeJon Curd of the REACH Legends.

"Colin is a big, athletic forward with a seven-foot wingspan," described Maciariello. "He can defend all positions on the court, and will add grit and power to our frontcourt."

A 6-8, 205-pound forward out of Wilmette, Illinois, Kwiecinski was named a Top-15 prospect in the Class of 2020 by the City/Suburban Hoops Report in Chicago. He attends Loyola Academy, where he averaged 13.7 points, 6.7 rebounds, and 1.8 blocks last season under the direction of Tim Livatino. Kwiecinski, who plays AAU for the Illinois Wolves and coach Mike Mullins, has a twin brother, Jordan, who also recently committed to playing Division I basketball at Drake University.

"Bennett will be able to play the three or four for us, and has a tremendous basketball IQ," noted Maciariello. "We love big wings, and he will provide us with a workmanlike approach to the game. He has the ability to stretch the defense with his shot, as well as put it on the floor."

"We welcome these young men and their families to our program," added Maciariello. "They are all special people who commit to being the best they can be daily."

## The Last Time

**Siena scored 100 points in a game:** Siena was defeated by Quinnipiac 107-100 in triple overtime on Feb. 17, 2019 at the Times Union Center. It marked the Saints' first 100-point effort in 16 years since a 100-69 win over Saint Peter's on Mar. 1, 2003.

**Siena allowed 100 points in a game:** Yale defeated Siena 100-89 in triple overtime on Nov. 20, 2019 in New Haven

**Siena won an overtime game:** Siena defeated Niagara 72-65 in overtime in the 2018-19 regular season finale on Mar. 3, 2019 in Niagara University, New York

**Siena lost an overtime game:** Yale defeated Siena 100-89 in triple overtime on Nov. 20, 2019 in New Haven

**Siena was held to 40 points or fewer:** St. Bonaventure defeated Siena 82-40 on Jan. 5, 2018 in Olean, NY

**Siena held an opponent to 40 points or fewer:** Siena defeated Manhattan 53-40 on Jan. 26, 2019 at the Times Union Center. It was the first time that the Saints held an opponent to 40 points or fewer since a 64-40 win at NJIT on Nov. 27, 2006.

**Siena won by more than 30 points:** Siena defeated Manhattan 89-54 at Times Union Center on December 4, 2015.

**Siena lost by more than 30 points:** St. Bonaventure defeated Siena 82-40 on Jan. 5, 2018 in Olean, NY

**Five Siena players scored in double figures:** Six Saints scored between 9-15 points - including five who reached double figures - in Siena's 75-72 win over Monmouth on Jan. 3, 2020 at the Times Union Center

**Siena grabbed more than 50 rebounds in a game:** Siena pulled down 52 rebounds in a 100-89 triple overtime setback at Yale on Nov. 20, 2019 in New Haven

**A Siena player scored 40 points or more in a game:** Jalen Pickett posted the second highest single-game scoring total in program history, tallying 46 points in a 107-100 triple overtime loss to Quinnipiac on Feb. 17, 2019 at the Times Union Center

**A Siena player scored 35 or more points in a game:** Jalen Pickett posted the second highest single-game scoring total in program history, tallying 46 points in a 107-100 triple overtime loss to Quinnipiac on Feb. 17, 2019 at the Times Union Center

**A Siena player scored 30 or more points in a game:** Jalen Pickett posted the second highest single-game scoring total in program history, tallying 46 points in a 107-100 triple overtime loss to Quinnipiac on Feb. 17, 2019 at the Times Union Center

**A Siena player grabbed 20 rebounds in a game:** OD Anosike had 21 rebounds in Siena's 79-75 win over Marist on January 27, 2013.

**Siena made 15 or more three-pointers in a game:** The Saints connected on 15 three-pointers in a loss at Fordham on 11/24/01

**A Siena player had 10 or more assists in a game:** Freshman guard Jalen Pickett posted his fourth double-double of the season with 11 points and 10 assists off the bench in a victory over Marist on Feb. 24, 2019 at the Times Union Center

**A Siena player had seven or more steals in a game:** Jalen Pickett swiped all seven of Siena's steals vs. Colgate on Nov. 24, 2018 at the Times Union Center

**A Siena player had five or more blocks in a game:** Javion Ogunyemi had five blocks in an 87-86 overtime defeat vs. Iona in the 2017 MAAC Championship Game

**Siena failed to convert a free-throw:** Siena went 0-2 from the free throw line in a 57-45 loss vs. Holy Cross on Nov. 18, 2018. Neither team made a free throw in the game, while combining for just three attempts. It marked the first time in 18 years - Dec. 10, 2000 at Marist (0-5) - that Siena failed to make a free throw

**Siena failed to convert a 3-pointer:** Siena missed all eight of its three-point attempts in an 80-73 loss vs. Canisius on Feb. 4, 2017 at the Times Union Center. It marked the second time in 20 games in which the Saints were held without a three, after having gone the previous 221 games without a miss.

**Siena did not miss a free-throw:** On February 4, 2007 Siena went 11-for-11 from the free throw line against Saint Peter's.

**Siena player had a triple-double:** Kojo Mensah had 20 points, 14 rebounds and 11 assists in Siena's 82-74 OT win over UAlbany (2/3/05)



## Career Games Played/Started

	<u>Career Games</u>	<u>Career Starts</u>	<u>Consec. Games</u>	<u>Consec. Starts</u>
Sammy Friday IV	76	5	0	0
Manny Camper	63	42	36	22
Jalen Pickett	50	48	12	12
Jimmy Ratliff*	27	1	0	0
Georges Darwiche	20	10	0	0
Denzel Tchougang*	20	0	0	0
Donald Carey*	18	17	18	2
Gary Harris, Jr.	18	4	18	3
Matt Hein*	18	15	18	0
Jordan King	18	2	18	0
Elijah Burns*	17	17	5	5
Kyle Young	12	0	8	0
Ben Diamond	10	0	1	0
Luke Sutherland	6	0	0	0
Robert Mahala	4	0	2	0

\*At Siena

## Leads and Deficits

Most points	96 vs. American (Nov. 5)
Fewest points	56 at Harvard (Nov. 14)
Most points allowed	100 at Yale (Nov. 20)
Fewest points allowed	57 vs. Marist (Jan. 24)
Biggest win	23 vs. Quinnipiac (Jan. 26)
Biggest loss	18 at #19 Xavier (Nov. 8)
Biggest lead	28 vs. American (Nov. 5)
Biggest deficit	27 at #19 Xavier (Nov. 8)
Biggest deficit overcome to win	13 vs. Canisius (Dec. 23)
Biggest lead lost	11 twice
Biggest halftime lead	23 vs. American (Nov. 5)
Biggest halftime deficit	17 at Manhattan (Jan. 12)
Biggest halftime deficit overcome to win	11 vs. Canisius (Dec. 23)
Biggest halftime lead lost	6 at Niagara (Jan. 19)
Most points in a half	54 (1st) vs. American (Nov. 5)
Fewest points in a half	26 four times
Most points allowed in a half	49 (2nd) vs. American (Nov. 5)
Fewest points allowed in a half	22 (2nd) at Harvard (Nov. 14)

## Record by Starting Lineup

<u>Starting Lineup</u>	<u>Record</u>
Camper - Burns - Hein - Carey - King	1-0
Camper - Burns - Hein - Carey - Pickett	5-7
Camper - Burns - Harris - Hein - Carey	0-1
Camper - Friday - Hein - Carey - Pickett	1-0
Camper - Burns - Harris - King - Pickett	0-1
Camper - Burns - Harris - Carey - Pickett	2-0

## Siena's Record When...

Leading at halftime .....	6-3
Trailing at halftime .....	3-5
Tied at halftime.....	0-1
Leading with 5:00 left .....	9-1
Trailing with 5:00 left .....	0-8
Tied with 5:00 left.....	0-0
Overtime .....	0-1
SC shoots 50% or better from field .....	3-1
SC shoots between 40-49.9% from field .....	6-5
SC shoots under 40% from field .....	0-3
Opponent shoots 50% or better from field.....	1-6
Opponent shoots between 40-49.9% from field .....	5-3
Opponent shoots under 40% from field .....	3-0
SC outrebounds opponent.....	8-5
Opponent outrebounds SC .....	0-3
Tied in rebounds .....	1-1
SC records 10 or more steals .....	0-0
SC records 15 or more assists .....	3-1
SC commits 15 turnovers or fewer .....	8-5
SC commits more than 15 turnovers .....	1-4
SC commits fewer turnovers than opponent .....	4-4
SC commits more turnovers than opponent.....	5-5
Tie in turnovers .....	0-0
SC shoots 70% or better from the free throw line .....	4-3
SC shoots under 70% from the free throw line.....	5-6
SC scores 59 points or fewer .....	0-1
SC scores between 60-69 points .....	1-5
SC scores between 70-79 points .....	5-2
SC scores 80 points or more.....	3-1
Opponent scores 59 points or fewer .....	2-1
Opponent scores between 60-69 points .....	3-0
Opponent scores between 70-79 points .....	3-4
Opponent scores 80 points or more .....	1-4
Four or more Saints score in double figures .....	6-1
Playing in November .....	2-4
Playing in December.....	3-1
Playing in January .....	4-4
Playing in February .....	0-0
Playing in March .....	0-0
Playing on Monday .....	1-0
Playing on Tuesday .....	2-0
Playing on Wednesday .....	0-1
Playing on Thursday .....	1-1
Playing on Friday.....	2-2
Playing on Saturday .....	1-2
Playing on Sunday .....	2-3
Playing in the day time (11 AM-5 PM start) .....	2-4
Playing at night (5 PM or later start).....	7-5
Televised games .....	9-7
SC plays at home.....	9-0
SC plays on the road .....	0-9
SC plays on a neutral court .....	0-0
SC plays west of Albany .....	0-5
SC plays east of Albany.....	0-1
SC plays north of Albany.....	0-0
SC plays south of Albany .....	0-3
Wearing white uniforms .....	7-0
Wearing green uniforms .....	0-9
Wearing gold uniforms .....	2-0

# Keepin' Track of the MAAC

For all the latest MAAC Basketball News and Scores visit [www.MAACSports.com](http://www.MAACSports.com)



## MAAC Standings

Team	MAAC		Overall	
	W	L	W	L
1.) Monmouth	6	3	12	8
2.) Quinnipiac	5	3	10	8
<b>3.) SIENA</b>	<b>5</b>	<b>4</b>	<b>9</b>	<b>9</b>
Rider	5	4	11	8
Saint Peter's	5	4	8	10
6.) Manhattan	4	4	8	9
Fairfield	4	4	8	11
Niagara	4	4	6	13
<b>9.) Iona</b>	<b>3</b>	<b>5</b>	<b>5</b>	<b>10</b>
10.) Canisius	3	6	8	12
Marist	3	6	4	14

## MAAC Preseason Coaches' Poll

1.) Iona (10)	119
2.) Rider (1)	109
3.) Quinnipiac	86
4.) Monmouth	81
5.) Manhattan	79
<b>6.) SIENA</b>	<b>78</b>
7.) Canisius	52
8.) Marist	44
9.) Saint Peter's	34
10.) Niagara	26
11.) Fairfield	18

\*First place votes in parenthesis

## Today's Other MAAC Action

Quinnipiac at Canisius	7 PM
Fairfield at Rider	7 PM
Manhattan at Saint Peter's	7 PM
Marist at Niagara	7 PM

## Siena's MAAC and NCAA Rankings

Siena	Total	MAAC Rank*	NCAARank†
Points	72.7	2nd	140th
Opp Points	71.7	8th	241st
Scoring Margin	+1.0	2nd	212th
FG%	.444	2nd	135th
Opp FG%	.449	10th	279th
FT%	.696	6th	198th
3-PT%	.343	5th	128th
Opp 3-PT%	.344	5th	245th
3-PT/GM	6.6	8th	238th
Rebounds	37.1	3rd	111th
Rebound Margin	+4.4	3rd	65th
Assists	12.6	8th	232nd
Steals	5.9	9th	231st
Blocks	2.7	7th	236th
Turnovers	13.9	5th	223rd
A/TO Ratio	0.91	6th	242nd
Turnovers Forced	12.8	9th	236th
Turnover Margin	-1.1	8th	270th

<b>Player</b>			
<b>Elijah Burns</b>	PTS - 14.8	5th	N/A
	REB - 6.5	6th	N/A
	FG% - .624	1st	13th
	FT% - .835	5th	84th
	OREB - 2.2	5th	210th
	DREB - 4.2	9th	N/A

<b>Manny Camper</b>	PTS - 13.6	10th	N/A
	REB - 10.5	2nd	14th
	FG% - .491	7th	N/A
	OREB - 2.8	2nd	96th
	DREB - 7.7	2nd	14th
	MIN - 36.7	4th	26th

<b>Donald Carey</b>	FT% - .854	4th	N/A
<b>Jalen Pickett</b>	PTS - 16.0	4th	160th
	FG% - .467	9th	155th
	AST - 4.8	2nd	67th
	STL - 1.4	9th	N/A
	3FG - 38	T-6th	N/A
	BLK - 1.1	5th	179th
	A/TO - 2.93	1st	11th
	MIN - 37.5	2nd	9th

\*Out of 11 teams

†Out of 351 ranked teams (Through Thursday)

## MAAC Weekly Honors

Date	Player of the Week	Rookie of the Week
Nov. 11	Frederick Scott (RID)	Tyler Saint-Furcy (MAR)
Nov. 18	Malik Johnson (CAN)	Jacco Fritz (CAN)
Nov. 25	Tyere Marshall (RID)	Jacco Fritz (CAN)
Dec. 2	Landon Taliaferro (FFD)	Jacco Fritz (CAN)
Dec. 9	Rich Kelly (QU)	<b>Gary Harris, Jr. (SIE)</b>
Dec. 16	Ray Salnave (MON)	Fousseyni Drame (SP)
Dec. 23	<b>Elijah Burns (SIE)</b>	Hassan Drame (SP)
Dec. 30	<b>Jalen Pickett (SIE)</b>	Armon Harried (CAN)
Jan. 6	Tykei Greene (MAN)	Daryl Banks III (SP)
Jan. 13	Kevin Marfo (QU)	Armon Harried (CAN)
Jan. 20	Malik Johnson (CAN)	Hassan Drame (SP)
Jan. 27	<b>Jalen Pickett (SIE)</b>	Tyler Sagl (MAR)
Feb. 3		
Feb. 10		
Feb. 17		
Feb. 24		
Mar. 2		
Mar. 9		

# Quick Chart

## Player Season and Career Highs (at Siena)

		2019-20	Career (at Siena)
0 Donald Carey	Points Rebounds Assists Steals Blocks	22 vs. Holy Cross 12/29/19 8 at Colgate 11/30/19 6 vs. Quinnipiac 1/26/20 4 at Harvard 11/14/19 1 at Yale 11/20/19	Same Same Same Same Same
1 Elijah Burns	Points Rebounds Assists Steals Blocks	28 vs. Bucknell 12/21/19 13 twice 3 twice 2 three times 1 three times	Same Same Same Same Same
2 Gary Harris, Jr.	Points Rebounds Assists Steals Blocks	16 at Cal Poly 12/7/19 6 twice 2 at Cal Poly 12/7/19 2 vs. Quinnipiac 1/26/20 2 twice	Same Same Same Same Same
3 Manny Camper	Points Rebounds Assists Steals Blocks	22 twice 19 at Yale 11/20/19 4 four times 3 at Manhattan 1/12/20 3 at Colgate 11/30/19	Same Same 5 twice 3 three times Same
5 Matt Hein	Points Rebounds Assists Steals Blocks	9 twice 4 three times 3 at Manhattan 1/12/20 2 three times 1 twice	Same Same Same Same Same
12 Kyle Young	Points Rebounds Assists Steals Blocks	10 vs. Marist 1/24/20 8 at Niagara 1/19/20 1 twice 2 at Canisius 1/17/20 1 three times	Same Same Same Same Same
13 Ben Diamond	Points Rebounds Assists Steals Blocks	- - - - -	3 at Saint Peter's 2/25/18 - - - -
14 Jordan King	Points Rebounds Assists Steals Blocks	10 vs. Bucknell 12/21/19 4 three times 3 twice 2 twice -	Same Same Same Same -
15 Robert Mahala	Points Rebounds Assists Steals Blocks	2 vs. Quinnipiac 1/26/20 1 vs. Quinnipiac 1/26/20 - 1 vs. Quinnipiac 1/26/20 -	Same Same - Same -
20 Denzel Tchougang	Points Rebounds Assists Steals Blocks	- - - - -	4 vs. Cal Poly 12/29/18 4 at St. Bonaventure 12/5/18 1 at Marist 1/11/19 - 1 twice
22 Jalen Pickett	Points Rebounds Assists Steals Blocks	25 vs. Quinnipiac 1/26/20 10 at Yale 11/20/19 8 three times 3 three times 2 six times	46 vs. Quinnipiac 2/17/19 10 twice 13 twice 7 vs. Colgate 11/24/18 4 vs. Rider 3/9/19
24 Jimmy Ratliff	Points Rebounds Assists Steals Blocks	2 at Harvard 11/14/19 3 at Harvard 11/14/19 1 at #19 Xavier 11/8/19 - 1 at Colgate 11/30/19	16 at St. Bonaventure 12/5/18 5 at St. Bonaventure 12/5/18 2 at Robert Morris 12/8/18 3 at George Washington 11/8/18 1 five times
30 Luke Sutherland	Points Rebounds Assists Steals Blocks	3 vs. American 11/5/19 3 twice - 1 at Canisius 1/17/20 1 at Manhattan 1/12/20	Same Same - Same Same
33 Georges Darwiche	Points Rebounds Assists Steals Blocks	- - - - -	9 at Marist 1/11/19 2 four times 3 at George Washington 11/8/18 1 four times -
35 Sammy Friday	Points Rebounds Assists Steals Blocks	10 vs. Saint Peter's 1/9/20 5 four times 1 twice 1 three times 1 three times	15 at Louisville 12/6/17 15 at Louisville 12/6/17 1 eight times 1 seven times 2 twice

2019-20 Siena College Basketball  
Siena Combined Team Statistics (as of Jan 26, 2020)  
Conference games only

RECORD:	OVERALL	HOME	AWAY	NEUTRAL
ALL GAMES	5-4	5-0	0-4	0-0
CONFERENCE	5-4	5-0	0-4	0-0
NON-CONFERENCE	0-0	0-0	0-0	0-0

#	Player	gp-gs	min	avg	Total		3-Point		F-Throw		Rebounds								a	to	blk	stl	pts	avg
					fg-fga	fg%	3fg-fga	3fg%	ft-fa	ft%	off	def	tot	avg	pf	dq								
22	Jalen Pickett	9-9	335	37.2	56-117	.479	24-58	.414	7-13	.538	8	31	39	4.3	13	0	50	13	9	11	143	15.9		
03	Manny Camper	9-9	326	36.2	43-90	.478	4-15	.267	38-57	.667	24	63	87	9.7	29	0	22	27	2	11	128	14.2		
01	Elijah Burns	8-8	204	25.5	35-54	.648	5-6	.833	31-35	.886	16	38	54	6.8	20	0	7	27	1	5	106	13.3		
00	Donald Carey	9-8	248	27.6	28-80	.350	14-40	.350	7-10	.700	5	21	26	2.9	20	1	21	20	0	8	77	8.6		
02	Gary Harris, Jr.	9-3	196	21.8	23-48	.479	7-20	.350	11-19	.579	9	20	29	3.2	20	1	3	9	7	5	64	7.1		
12	Kyle Young	8-0	90	11.3	11-19	.579	0-0	.000	9-14	.643	7	18	25	3.1	13	0	2	8	3	3	31	3.9		
05	Matt Hein	9-6	181	20.1	14-33	.424	3-12	.250	2-2	1.000	5	10	15	1.7	18	0	8	7	1	4	33	3.7		
35	Sammy Friday IV	7-1	62	8.9	5-16	.313	0-0	.000	15-25	.600	8	5	13	1.9	9	0	0	9	0	2	25	3.6		
14	Jordan King	9-1	134	14.9	11-39	.282	8-24	.333	2-2	1.000	1	9	10	1.1	12	0	5	5	0	4	32	3.6		
15	Robert Mahala	2-0	5	2.5	1-2	.500	0-1	.000	0-0	.000	1	0	1	0.5	0	0	0	0	0	1	2	1.0		
30	Luke Sutherland	2-0	15	7.5	1-4	.250	0-2	.000	0-0	.000	1	2	3	1.5	1	0	0	0	1	1	2	1.0		
33	Georges Darwiche	1-0	3	3.0	0-0	.000	0-0	.000	0-0	.000	0	0	0	0.0	1	0	0	0	0	0	0	0.0		
13	Ben Diamond	1-0	1	1.0	0-0	.000	0-0	.000	0-0	.000	0	0	0	0.0	0	0	0	0	0	0	0	0.0		
Team											11	8	19				5							
Total.....		9	1800		228-502	.454	65-178	.365	122-177	.689	96	225	321	35.7	156	2	118	130	24	55	643	71.4		
Opponents.....		9	1800		229-517	.443	64-188	.340	109-144	.757	78	207	285	31.7	162	2	107	112	27	55	631	70.1		

TEAM STATISTICS	SIE	OPP	Date	Opponent	Score	Att.
SCORING	643	631	* 12/23/19	CANISIUS	w 73-72	5804
Points per game	71.4	70.1	* 01/03/20	MONMOUTH	w 75-72	6273
Scoring margin	+1.3	-	* 01/05/20	at Rider	L 77-85	1541
FIELD GOALS-ATT	228-502	229-517	* 01/09/20	SAINT PETER'S	w 61-58	5538
Field goal pct	.454	.443	* 01/12/20	at Manhattan	L 69-81	1657
3 POINT FG-ATT	65-178	64-188	* 01/17/20	at Canisius	L 63-73	1203
3-point FG pct	.365	.340	* 01/19/20	at Niagara	L 71-72	1020
3-pt FG made per game	7.2	7.1	* 01/24/20	MARIST	w 70-57	6693
FREE THROWS-ATT	122-177	109-144	* 01/26/20	QUINNIPIAC	w 84-61	6752
Free throw pct	.689	.757	* - Conference game			
F-Throws made per game	13.6	12.1				
REBOUNDS	321	285				
Rebounds per game	35.7	31.7				
Rebounding margin	+4.0	-				
ASSISTS	118	107				
Assists per game	13.1	11.9				
TURNOVERS	130	112				
Turnovers per game	14.4	12.4				
Turnover margin	-2.0	-				
Assist/turnover ratio	0.9	1.0				
STEALS	55	55				
Steals per game	6.1	6.1				
BLOCKS	24	27				
Blocks per game	2.7	3.0				
ATTENDANCE	31060	5421				
Home games-Avg/Game	5-6212	4-1355				
Neutral site-Avg/Game	-	0-0				

Score by Periods	1st	2nd	Totals
Siena	296	347	643
Opponents	323	308	631

2019-20 Siena College Basketball  
Siena Combined Team Statistics (as of Jan 26, 2020)  
All games

RECORD:	OVERALL	HOME	AWAY	NEUTRAL
ALL GAMES	9-9	9-0	0-9	0-0
CONFERENCE	5-4	5-0	0-4	0-0
NON-CONFERENCE	4-5	4-0	0-5	0-0

#	Player	gp-gs	min	avg	Total		3-Point		F-Throw		Rebounds								a	to	blk	stl	pts	avg
					fg-fga	fg%	3fg-fga	3fg%	ft-fa	ft%	off	def	tot	avg	pf	dq								
22	Jalen Pickett	17-16	638	37.5	105-225	.467	38-97	.392	24-34	.706	17	58	75	4.4	22	0	82	28	19	23	272	16.0		
01	Elijah Burns	17-17	461	27.1	88-141	.624	9-16	.563	66-79	.835	38	72	110	6.5	47	1	18	43	3	12	251	14.8		
03	Manny Camper	18-18	661	36.7	79-161	.491	9-26	.346	77-125	.616	50	139	189	10.5	53	0	40	47	8	18	244	13.6		
00	Donald Carey	18-17	562	31.2	69-181	.381	31-86	.360	41-48	.854	10	53	63	3.5	39	2	47	44	1	20	210	11.7		
02	Gary Harris, Jr.	18-4	312	17.3	38-96	.396	11-35	.314	13-26	.500	16	29	45	2.5	39	2	6	19	8	6	100	5.6		
14	Jordan King	18-2	304	16.9	24-84	.286	16-53	.302	9-9	1.000	6	24	30	1.7	23	0	14	13	0	9	73	4.1		
35	Sammy Friday IV	16-1	158	9.9	17-45	.378	0-0	.000	20-35	.571	21	19	40	2.5	25	0	2	15	3	3	54	3.4		
05	Matt Hein	18-15	372	20.7	26-61	.426	4-19	.211	2-4	.500	7	26	33	1.8	43	0	15	21	2	11	58	3.2		
12	Kyle Young	12-0	106	8.8	13-26	.500	0-0	.000	11-18	.611	10	21	31	2.6	18	0	2	11	3	3	37	3.1		
30	Luke Sutherland	6-0	32	5.3	2-7	.286	1-5	.200	0-0	.000	1	6	7	1.2	1	0	0	0	1	1	5	0.8		
15	Robert Mahala	4-0	7	1.8	1-2	.500	0-1	.000	0-0	.000	1	0	1	0.3	0	0	0	0	0	1	2	0.5		
24	Jimmy Ratliff	7-0	56	8.0	1-13	.077	0-9	.000	0-0	.000	3	5	8	1.1	6	0	1	1	1	0	2	0.3		
33	Georges Darwiche	1-0	3	3.0	0-0	.000	0-0	.000	0-0	.000	0	0	0	0.0	1	0	0	0	0	0	0	0.0		
13	Ben Diamond	3-0	3	1.0	0-0	.000	0-0	.000	0-0	.000	0	0	0	0.0	0	0	0	1	0	0	0	0.0		
Team											16	19	35				7							
Total.....		18	3675		463-1042	.444	119-347	.343	263-378	.696	196	471	667	37.1	317	5	227	250	49	107	1308	72.7		
Opponents.....		18	3675		471-1048	.449	133-387	.344	216-296	.730	147	440	587	32.6	333	7	216	231	67	100	1291	71.7		


TEAM STATISTICS	SIE	OPP	Date	Opponent	Score	Att.
SCORING	1308	1291	11/05/19	AMERICAN	w 96-80	5371
Points per game	72.7	71.7	11/08/19	at Xavier	L 63-81	10430
Scoring margin	+0.9	-	11/12/19	ST. BONAVENTURE	w 78-65	5680
FIELD GOALS-ATT	463-1042	471-1048	11/14/19	at Harvard	L 56-59	1269
Field goal pct	.444	.449	11/20/19	at Yale	Lo3 89-100	746
3 POINT FG-ATT	119-347	133-387	11/29/19	at Colgate	L 62-72	872
3-point FG pct	.343	.344	12/07/19	at Cal Poly	L 66-70	1632
3-pt FG made per game	6.6	7.4	12/21/19	BUCKNELL	w 81-71	5505
FREE THROWS-ATT	263-378	216-296	* 12/23/19	CANISIUS	w 73-72	5804
Free throw pct	.696	.730	12/29/19	HOLY CROSS	w 74-62	6202
F-Throws made per game	14.6	12.0	* 01/03/20	MONMOUTH	w 75-72	6273
REBOUNDS	667	587	* 01/05/20	at Rider	L 77-85	1541
Rebounds per game	37.1	32.6	* 01/09/20	SAINT PETER'S	w 61-58	5538
Rebounding margin	+4.4	-	* 01/12/20	at Manhattan	L 69-81	1657
ASSISTS	227	216	* 01/17/20	at Canisius	L 63-73	1203
Assists per game	12.6	12.0	* 01/19/20	at Niagara	L 71-72	1020
TURNOVERS	250	231	* 01/24/20	MARIST	w 70-57	6693
Turnovers per game	13.9	12.8	* 01/26/20	QUINNIPIAC	w 84-61	6752
Turnover margin	-1.1	-	* - Conference game			
Assist/turnover ratio	0.9	0.9				
STEALS	107	100				
Steals per game	5.9	5.6				
BLOCKS	49	67				
Blocks per game	2.7	3.7				
ATTENDANCE	53818	20370				
Home games-Avg/Game	9-5980	9-2263				
Neutral site-Avg/Game	-	0-0				

Score by Periods	1st	2nd	OT	OT2	OT3	Totals
Siena	630	661	8	6	3	1308
Opponents	627	636	8	6	14	1291

## 2019-20 SIENA MEN'S BASKETBALL TV/RADIO ROSTER



**Donald Carey**  
So. • Guard • 6-5 • 185  
Upper Marlboro, MD/Frederick Douglass/Mount St. Mary's



**Elijah Burns**  
Gr. • Forward • 6-8 • 236  
Troy, NY/Blair Academy (NJ)/Notre Dame



**Gary Harris, Jr.**  
Fr. • Guard • 6-6 • 193  
Los Angeles, CA/Price/Middlebrooks Academy



**Manny Camper**  
Jr. • Guard/Forward • 6-7 • 203  
Chestertown, MD/Kent County



**Matt Hein**  
Gr. • Guard • 6-4 • 190  
Windermere, FL/Windermere Preparatory/Illinois State



**Kyle Young**  
Fr. • Forward • 6-9 • 239  
Bethlehem, PA/Bethlehem Catholic



**Ben Diamond**  
Sr. • Guard • 5-11 • 152  
Loudonville, NY/Shaker



**Jordan King**  
Fr. • Guard • 6-0 • 185  
Albany, NY/Christian Brothers Academy



**Robert Mahala**  
So. • Guard • 6-5 • 168  
Jackson, NJ/Christian Brothers Academy



**Denzel Tchougang**  
Jr. • Forward • 6-10 • 218  
Geneva, Switzerland/Institut Florimont/Cypress College (CA)



**Jalen Pickett**  
So. • Guard • 6-4 • 192  
Rochester, NY/Aquinas Institute/SPIRE Institute (OH)



**Jimmy Ratliff**  
So. • Guard • 6-8 • 186  
Middletown, OH/Middletown/North Alabama



**Luke Sutherland**  
Fr. • Forward • 6-7 • 203  
Syracuse, NY/West Genesee



**Georges Darwiche**  
So. • Guard • 6-1 • 192  
Bucharest, Romania/Gheorghe Lazar National College



**Sammy Friday IV**  
Sr. • Forward • 6-9 • 237  
Jersey City, NJ/Hudson Catholic/St. Andrew's School (RI)



**Carmen Maciariello**  
Head Coach



## PRONUNCIATION GUIDE

#15 Robert Mahala – Ma-HA-la  
#20 Denzel Tchougang – CHEW-gang  
#33 Georges Darwiche – Darr-VEESH  
Carmen Maciariello – Mass-ah-RELL-oh  
Antoni Wyche – Ann-TOE-knee WYSH

No.	Name	Cl.	Pos.	Ht.	Wt.	Hometown/High School/Previous School
0	Donald Carey	So.	G	6-5	185	Upper Marlboro, MD/Frederick Douglass/Mount St. Mary's
1	Elijah Burns	Gr.	F	6-8	236	Troy, NY/Blair Academy (NJ)/Notre Dame
2	Gary Harris, Jr.	Fr.	G	6-6	193	Los Angeles, CA/Price/Middlebrooks Academy
3	Manny Camper	Jr.	G/F	6-7	203	Chestertown, MD/Kent County
5	Matt Hein	Gr.	G	6-4	190	Windermere, FL/Windermere Preparatory/Illinois State
12	Kyle Young	Fr.	F	6-9	239	Bethlehem, PA/Bethlehem Catholic
13	Ben Diamond	Sr.	G	5-11	152	Loudonville, NY/Shaker
14	Jordan King	Fr.	G	6-0	185	Albany, NY/Christian Brothers Academy
15	Robert Mahala	So.	G	6-5	168	Jackson, NJ/Christian Brothers Academy
20	Denzel Tchougang	Jr.	F	6-10	218	Geneva, Switzerland/Institut Florimont/Cypress College (CA)
22	Jalen Pickett	So.	G	6-4	192	Rochester, NY/Aquinas Institute/SPIRE Institute (OH)
24	Jimmy Ratliff	So.	G	6-8	186	Middletown, OH/Middletown/North Alabama
30	Luke Sutherland	Fr.	F	6-7	203	Syracuse, NY/West Genesee
33	Georges Darwiche	So.	G	6-1	192	Bucharest, Romania/Gheorghe Lazar National College
35	Sammy Friday IV	Sr.	F	6-9	237	Jersey City, NJ/Hudson Catholic/St. Andrew's School (RI)

## COACHING STAFF

**Harley Fuller** – Assistant Coach  
**Bob Simon** – Assistant Coach  
**Antoni Wyche** – Assistant Coach

**Greg Fahey** – Director of Basketball Operations  
**Matt Miner** – Special Assistant to the Head Coach  
**Daniel Cohen** – Manager