



# 2020-21 @JaspersMBB Game Notes

## Games 14/15 - Iona



Iona - February 12/13, 2021 - 9:00 pm  
New Rochelle, NY - Hynes Center (2,611)



Contact: Kevin Ross - kross01@manhattan.edu  
(O) 718-862-7228 | (C) 716-969-6126

### #JasperNation



### @GoJaspers

### 2020-21 Manhattan MBB Schedule

#### December

11-Fri. ....Rider\* ..... L - 64-82  
12-Sat. ....Rider\* ..... W - 87-77  
19-Sat. ....Marist\* ..... L - 39-61  
20-Sun. ....Marist\* ..... L - 67-72 (ot)  
30-Wed. ....at Delaware State.....W - 65-59

#### January

8-Fri. ....at Quinnipiac\* ..... L - 79-84 (2ot)  
9-Sat. ....at Quinnipiac\* ..... W - 45-42  
15-Fri. ....Niagara\* ..... W - 58-49  
16-Sat. ....Niagara\* ..... W - 58-55  
29-Fri. ....at Saint Peter's\* ..... L - 55-59  
30-Sat. ....at Saint Peter's\* ..... L - 54-68

#### February

5-Fri. ....Monmouth\* ..... L - 65-70  
6-Sat. ....Monmouth\* ..... L - 69-71 (ot)  
12-Fri. ....at Iona\* ..... 5:00 pm  
13-Sat. ....at Iona\* ..... 5:00 pm  
24-Wed. ....at Siena\* ..... TBA  
26-Fri. ....at Canisius\* ..... 7:00 pm  
27-Sat. ....at Canisius\* ..... 7:00 pm

#### March

4-Thu. ....Fairfield\* ..... 6:00 pm  
5-Fri. ....Fairfield\* ..... 6:00 pm  
9-Tue. ....MAAC 1st Round ..... TBD  
10-Wed. ....MAAC QF ..... TBD  
11-Thu. ....MAAC QF ..... TBD  
12-Fri. ....MAAC SF ..... TBD  
13-Sat. ....MAAC Finals ..... TBD

\* Denotes MAAC Game

### TOP STORYLINES

#1 - Manhattan (5-6; 4-6 MAAC) will hit the road for two games at Iona (5-3; 3-1 MAAC) on Friday, February 12 and Saturday, February 13, with each game starting at 5:00 pm.

#2 - Junior Warren Williams was dominant against Monmouth, averaging 18.0 ppg and 9.5 rpg while shooting a blistering 70.0 percent (14-of-20).

#3 - Williams registered his MAAC-leading fourth double-double with 16 points and 10 rebounds in the opener, before hitting for a season-best 20 in the finale.

### QUICK HITS

\* The Jaspers have completed four games on their originally scheduled dates after playing at Saint Peter's, with the home games vs. Rider being the first two.

\* Last year the teams split their two meetings, with each squad holding serve at home. Senior Nehemiah Mack averaged a team-best 10.5 ppg with 3.0 apg over two games against the Gaels.

\* For his career, Mack is shooting 64.7 percent (11-of-17) from deep against Iona.

\* Senior Ebube Ebube registered his first career double-double (12 points, 10 rebounds) two years ago against the Gaels.

\* In head coach Steve Masiello's 10 years at the helm, the Jaspers are 62-12 (.838) when holding the opposition to less than 60 points, and 47-17 (.734) when registering double-digits in steals.

\* Masiello is the longest tenured MAAC coach, and with the win over Quinnipiac moved past Jack Powers into third place on the all-time Manhattan wins' list. In December, he also set a school record for victories at Draddy with an 87-77 triumph over Rider.

\* Williams is averaging 14.8 ppg and 9.2 rpg with three double-doubles over his last five games, while shooting 60.5 percent (26-of-43) from the floor.

\* He also has ripped down double-figures on the glass on five occasions, and ranks among the MAAC leaders with 10.7 ppg (19th), 7.7 rpg (2nd), 1.5 bpg (5th MAAC) and field goal percentage (.543-6th).



Dates: February 12/13, 2021

Time: 5:00 pm

Location: New Rochelle, NY

Venue: Hynes Center (2,611)

Video: ESPN+/ESPN+

Analysts

Friday: Eddy Occhipinti / Adam Finkelstein

Saturday: TBA / Vin Parise

Coaches

Manhattan: Steve Masiello (Kentucky)

Overall: 145-157 (10th Year)

At Manhattan: Same

vs. Iona: 6-15

Iona: Rick Pitino (UMass)

Overall: 652-271 (33rd Year)

At Iona: 5-3 (First Year)

vs. Manhattan: 1-0

Series History With Iona

Iona leads 57-41

Last Meeting

Iona 80 Manhattan 57

New Rochelle, NY - February 14, 2020

Manhattan/MBB Twitter Handles

@JaspersMBB

@GoJaspers

@Steve\_Masiello

### MANHATTAN JASPERS (5-8; 4-8 MAAC)

#### Probable Starters

Pos.	#	Name	Ht./Wt.	Class	ppg	rpg/apg
G	#3	Ant Nelson	6-4/180	Jr.	13.5 ppg	3.1 apg
G	#30	Elijah Buchanan	6-5/190	Jr.	10.7 ppg	6.4 rpg
G	#4	Samir Stewart	6-0/180	Jr.	9.2 ppg	2.8 apg
F	#5	Samba Diallo	6-7/195	Jr.	4.6 ppg	5.7 rpg
F	#0	Warren Williams	6-9/240	Jr.	10.7 ppg	7.7 rpg

#### Top Reserves

G	#20	J. Douglas-Stanley	6-2/190	Jr.	6.9 ppg	2.4 rpg
G	#14	Marques Watson	6-5/190	Jr.	5.2 ppg	4.0 rpg
G	#3	Romar Reid	6-2/175	So.	1.7 ppg	0.6 apg
F	#24	Ebube Ebube	6-7/220	Jr.	1.5 ppg	4.0 rpg
G	#12	Ethan Lasko	6-2/175	Sr.	1.5 ppg	0.8 rpg
G	#55	Nick Brennen	6-5/180	Jr.	1.3 ppg	1.5 rpg
G	#10	Nehemiah Mack	6-1/190	Sr.	0.4 ppg	0.3 rpg



\* Nelson was named MAAC POTW for the week ending Dec. 13 after averaging 23.0 ppg, 3.5 rpg and 3.0 apg

## MANHATTAN COLLEGE INFORMATION

Location	Riverdale, NY
Founded	1853
Enrollment	3,894
Nickname	Jaspers
Colors	Green (PMS # 349) & White
Affiliation	NCAA Division I
Conference	MAAC
President	Dr. Brennan O'Donnell, Ph. D.
Director of IC Athletics	Marianne Reilly, '82
Venue	Draddy Gymnasium
Capacity	2,520
Year Opened	1979

<b>Head Coach</b>	<b>Steve Masiello</b>
Twitter	@steve_masiello
Alma Mater	Kentucky
Career Record	(145-157; 10th Year)
2019-20 Record	13-18 (8-12 MAAC)
MAAC Finish	Lost in MAAC Quarterfinals
Postseason	None
Letterwinners Returning/Lost	10/11
Starters Returning/Lost	2/3

First Year Of Basketball	1904-1905
All-Time Record	1393-1274 (.523) (115th season)
All-Time MAAC Record ('81-'82)	314-344 (.480)

MAAC Championships (5):	1993, 2003, 2004, 2014, 2015
MAAC Tournament Appearances (38):	28-32

NCAA Berths (8):	1956, 1958, 1993, 1995, 2003, 2004, 2014, 2015
All-Time NCAA Record	3-9

NIT Tournament Appearances	18
Last NIT Appearance	2005-2006
All-Time NIT Record	8-19

### 2020-21 MAAC Standings

Teams	MAAC	Overall
Monmouth	10-4	10-5
Siena	8-2	8-2
Marist	7-7	9-7
Saint Peter's	6-4	9-6
Niagara	6-8	7-9
Rider	4-8	4-11
<b>Manhattan</b>	<b>4-8</b>	<b>5-8</b>
Fairfield	4-8	4-13
Iona	3-1	5-3
Canisius	3-3	3-3
Quinnipiac	3-5	5-7



## MANHATTAN JASPERS (5-8; 4-8 MAAC)

No.	Player	Cl.	Pos.	Ht./Wt.	Hometown / Last School
0	Warren Williams	Jr.	F	6-9/240	Kingston, Jamaica / St. Benedict's Prep (NJ)
1	Matthew Glassman	Jr.	G	6-0/175	Bedford, NH / New Hampton
2	Romar Reid	So.	G	6-2/175	New Rochelle, NY / Woodstock Academy (CT)
3	Ant Nelson	Jr.	G	6-4/180	New York, NY / Seton Hall
4	Samir Stewart	Jr.	G	6-0/180	Fort Lauderdale, FL / American Heritage
5	Samba Diallo	Jr.	F	6-7/195	Rufisque, Senegal / UMass
10	Nehemiah Mack	Sr.	G	6-1/190	Harrisburg, PA / Massanutten Academy (VA)
11	Daniel Schreier	So.	F	6-9/220	Santa Monica, CA / Vermont Academy (VT)
12	Ethan Lasko	Sr.	G	6-2/175	Hollywood, FL / Indiana
14	Marques Watson	Jr.	G	6-5/190	Brooklyn, NY / Miami Dade College
15	Amir Britt	Fr.	F	6-7/210	Edison, NJ / Westtown School (PA)
20	Jason Douglas-Stanley	Jr.	G	6-2/190	Mount Vernon, NY / George Mason
21	Sean Duke	Fr.	G	6-2/180	Providence, RI / St. Andrew's School
23	Adam Cisse	So.	F	6-10/220	Bronx, NY / Cardinal Hayes
24	Ebube Ebube	Jr.	F	6-7/220	San Juan, Puerto Rico / Lawrenceville Academy (NJ)
30	Elijah Buchanan	Jr.	G	6-5/190	Bronx, NY / Woodstock Academy (CT)
32	Kevin Salis	Sr.	F	6-6/210	Cornwall, NY / Trinity-Pawling
55	Nick Brennen	Jr.	G	6-5/180	Irvington, NY / Harcum College

Head Coach: Steve Masiello (Kentucky) - 10th Year at Manhattan  
 Associate Head Coach: Matt Grady (Saint Joseph's) - 10th Year at Manhattan  
 Associate Head Coach: RaShawn Stores (Manhattan) - Fifth Year at Manhattan  
 Assistant Coach: Doug Thibault (Boise State) - Third Year at Manhattan  
 Director Of MBB Operations: Jon Mangel (Florida State) - Second Year at Manhattan  
 Special Assistant to the HC: Tyler Wilson (Manhattan) - Fourth Year at Manhattan



### Student-Athlete Quick Facts

0	Warren Williams	2020 Preseason All-MAAC Pick (2nd Team)
1	Matthew Glassman	Younger brother of two-time MAAC Champion Trevor
2	Romar Reid	One of two Iona Prep graduates on the roster (Brennen)
3	Ant Nelson	Seton Hall transfer
4	Samir Stewart	Fun-loving player that has Philadelphia roots
5	Samba Diallo	UMass transfer
10	Nehemiah Mack	Only player to start every game last year
11	Daniel Schreier	Helped the US to gold at the 2019 Maccabi Games
12	Ethan Lasko	Indiana transfer
14	Marques Watson	JUCO transfer (Miami Dade College)
15	Amir Britt	Freshman walk-on
20	Jason Douglas-Stanley	George Mason transfer
21	Sean Duke	Freshman walk-on
23	Adam Cisse	Local product from the Bronx & Cardinal Hayes
24	Ebube Ebube	Missed most of last year due to injury
30	Elijah Buchanan	2019 Battle of the Bronx MVP
55	Nick Brennen	JUCO transfer (Harcum College)

*\* The teams will be meeting for the 100th time on Saturday*

## QUICK HITS

- \* Manhattan swept Niagara, thanks to limiting the Purple Eagles to less than 60 points in each game, while posting a +9.5 rebounding differential.
- \* In the opener, the Jaspers forced Niagara into a season-high 19 turnovers, while notching a season-high 11 steals for the third time this year.
- \* Manhattan turned Marist over at least 20 times in each match-up, doing so in back-to-back games for the time since early in the 2018-19 season (UNC Asheville, George Washington), and are 28-16 (.636) when forcing at least 20 miscues in Masiello's 10 years.
- \* The Jaspers pulled down 30 rebounds in the first half in the finale against Monmouth, en route to registering a season-high matching 50.
- \* The Green & White also grabbed 50 in the opener at Quinnipiac, while snaring 50 for the first time since for the first time since snaring 51 at Marist on January 2, 2017.
- \* Manhattan yielded a season-low 42 points in the win over Quinnipiac, while also surrendering a season-low six turnovers.
- \* The Jaspers lead the MAAC and is 34th nationally with a league-best 12.5 offensive rebounds per game, while also pacing the league and ranking 41st with 15.8 forced turnovers per game.
- \* Manhattan also ranks among the NCAA leaders in scoring defense (65.3 ppg-59th), three-point percentage defense (.309-63rd) and field goal percentage defense (.412-79th).
- \* Fueled by its stellar defense, the Jaspers are 4-1 when limiting teams to less than 60 points.
- \* Junior **Ant Nelson** averaged 12.5 ppg and 5.5 apg against Monmouth, highlighted by handing out a season-best six assists with 11 points and five rebounds in the opener.
- \* The Seton Hall transfer registered his first career double-double with 15 points and 11 rebounds in the opener at Quinnipiac, and has registered double-figures in scoring a team-best 10 times, highlighted by recording at least 20 points twice.
- \* The high-powered point guard earned MAAC Player of the Week honors for the week ending December 13, after averaging 23.0 ppg, 3.5 rpg and 3.0 apg while shooting 71.4 percent from the floor, including 85.7 percent from long range, and a perfect 100.0 percent from the line over two games against Rider.
- \* Nelson scored 19 points in the opener, before notching a career-high 27 points with six rebounds and four assists in the finale.
- \* He also had 23 points in the finale against Marist, and ranks among the MAAC leaders in scoring (13.5 ppg-6th), assists (3.1 apg-9th) and free throw percentage (.873-3rd).
- \* Classmate **Elijah Buchanan** has established himself as one of the top defenders in the MAAC, ranking third with 1.7 spg, sixth with 1.3 bpg and eighth with 6.4 rpg, while adding 10.7 ppg (20th MAAC) over a team-high 33.4 mpg (8th MAAC).
- \* Buchanan has increased his scoring average by 3.3 ppg while doubling his rebounding (+3.2 rpg) from last year, and has scored in double figures five times while pulling down at least seven rebounds on eight occasions.
- \* He reached the 20-point mark in the win over Rider, finishing with a career-high 20 with seven rebounds, two assists and two blocks in the finale.
- \* Buchanan's big performance along with Nelson's aforementioned career-high 27 against the Broncos, marked the first time the Jaspers had two 20-point scorers in the same game since **Zavier Turner** and **Rich Williams** did so in a 92-86 win over Quinnipiac on February 25, 2018.
- \* Junior **Samir Stewart** scored a season-high 18 points in the finale at Saint Peter's, and over two games against the Peacocks averaged 14.0 ppg, on 46.7 percent (7-of-15) shooting from long range.
- \* Stewart has notched 10.0 ppg and 2.9 apg over his last eight games, matched his career-high with five three pointers in the finale against the Peacocks and has drained at least two triples on seven occasions en route to making good on 32.7 percent (18-of-55) from deep.
- \* Williams has also recorded double-doubles in the win at Delaware State (10 points, 11 rebounds), in the series-clinching victory against Niagara (12 points, 10 rebounds) and in the finale at Saint Peter's (13 points, 11 rebounds).
- \* Williams was named to the preseason All-MAAC Second Team after a solid second year in Riverdale. He averaged 8.3 ppg, including 9.7 ppg during league play, and his combined .566 mark the last three seasons is tops in the MAAC.
- \* The Jaspers' five junior transfers (**Nick Brennen**, **Samba Diallo**, **Jason Douglas-Stanley**, Nelson and **Marques Watson**) are averaging 30.8 ppg and 15.9 rpg, while accounting for 49.8 percent of the team's scoring and 42.6 percent of the rebounding.
- \* Diallo a UMass transfer, matched Williams with a game-high 11 rebounds in the finale at Saint Peter's and has notched double-figures on the glass in three of the last five games, registering 7.6 rpg during that time.
- \* Playing on his birthday the last time out against Monmouth, Diallo forced overtime with a late three-point play, en route to finishing with eight points and 10 rebounds.
- \* He also snared 10 caroms in the series-clinching victory over Niagara, and ranks among the MAAC leaders in rebounding (5.7 rpg-14th) and steals (1.1 spg-12th).
- \* Watson scored a career-high 12 points in the opener against Monmouth and has hit for double-digits three times.
- \* Douglas-Stanley scored a career-high 19 points in the second game against Marist, and has recorded double-figures in points three times en route to averaging 6.9 ppg and has netted double-figures in points on three occasions.
- \* In the win over Quinnipiac, the George Mason transfer bookended Manhattan's game-changing 14-2 run with a big three-point play, before also adding a momentum-altering three pointer that gave Manhattan a six-point advantage, while also grabbing a career-high five rebounds.
- \* Senior **Ethan Lasko** scored a career-high matching nine points against Delaware State, on the strength of three triples, the last of which capped a game-changing 14-2 spurt that turned a two-point deficit into a 10-point halftime advantage.
- \* The Jaspers drew nine offensive fouls in the second game against Marist with Lasko and Douglas-Stanley each recording two.
- \* Manhattan was slated to finish fifth in the annual MAAC Preseason Poll, and returns 10 letterwinners, two starters, 46.2 percent of its scoring and 32.2 percent of its rebounding.
- \* Masiello is in his 25th season as a player, assistant or a head coach, and holds a career record of 506-303 (.625). He is one of just nine active Division I coaches with a National Title as a player, and one of seven that is 43 or younger with two conference titles and two trips to the NCAA Tourney.
- \* Masiello has led the Jaspers to a 145-157 (.480) record, including going 92-92 (.500) during MAAC play, while adding a school-record 11 MAAC Tournament wins. At Draddy Gym, he is 71-49 (.592), including 56-37 (.602) vs. league opposition. He has won two MAAC Championships, advanced to the title game three times and claimed two Metropolitan Coach of the Year awards with a pair of 20-win campaigns. Masiello has also participated in the NCAA Tourney in 13 of his 24 full seasons as a player or coach, including being a part of eight conference champions and one National Title.

**\* DYK??? Warren Williams is tied for the MAAC lead with four double-doubles**



## What Is A Jasper?

The unique nickname of Manhattan College's athletic teams, the Jaspers, comes from one of the College's most memorable figures, Brother Jasper of Mary, F.S.C., who served as the College's athletic director in the late 19th century. One of the greatest achievements of Brother Jasper was that he brought the then little-known sport of baseball to Manhattan College and became the team's first coach. Since Brother Jasper was also the Prefect of Discipline, he supervised the student fans at Manhattan baseball games while also directing the team itself. During one particularly warm and humid day when the college was playing a semi-pro baseball team called the Metropolitans, Brother Jasper noticed the Manhattan students were becoming restless and edgy with the team coming to bat in the seventh inning of a close game. To relieve the tension, Brother Jasper called timeout and told the students to stand up and stretch for a few minutes until the game resumed. Since the College annually played the New York Giants in the late 1880's and into the 1890's at the old Polo Grounds, the Manhattan College practice of the "seventh inning stretch" spread into the major leagues, where it has now become a time-honored custom practiced by millions of fans annually.

## This Is Manhattan College

- Why is Manhattan College in the Bronx? Our campus was originally located in Manhattan at the intersection of 131st Street and Broadway. In 1923, Manhattan College moved to its present Riverdale location in order to accommodate a growing student body. But with more than 60 years of history established as Manhattan College, the institution decided to retain the name despite the geographic misnomer.
- 17 alumni are members of the prestigious National Academy of Engineering — an impressive number for an institution the size of Manhattan College.
- Manhattan is one of only 182 remaining colleges founded in the United States before the Civil War.

## This Is Manhattan Basketball

- Manhattan has three wins in NCAA Tournament play, defeating West Virginia (1958), Oklahoma (1995) and Florida (2004).
- The Jaspers have won five MAAC Tournament titles in the last 25 years (1993, 2003, 2004, 2014, 2015).
- Manhattan received an at-large berth in 1995 and defeated Oklahoma before falling to Arizona State.
- Was the first team in NCAA history to win a game in Europe, defeating Holy Cross 70-54 on December 1, 2017 as part of the inaugural Belfast Classic.

## Immediate Eligibility

Diallo (UMass), Douglas-Stanley (George Mason) and Nelson (Seton Hall) all were granted waivers for immediate eligibility from the NCAA.

## Scouting Iona

The Gaels, which haven't played a game in 2021, are led by the high-powered trio of Isaiah Ross (22.3 ppg), Asante Gist (12.5 ppg, 4.1 apg) and Nelly Junior Joseph (11.8 ppg, 7.5 rpg).

## The Worldwide Leader

For the second-straight season all of Manhattan's MAAC games will air on the ESPN family of networks. Most games will air on ESPN3 or ESPN+, with ESPN3 games able to be accessed through a cable subscription, and ESPN+ a standalone subscription to ESPN.

## Masiello In College Basketball

Now in his 25th season as either a player or a coach, Masiello has a career collegiate record of 506-303 (.625), including 385-275 (.583) on the sidelines, with one National Title, two National Championship Game appearances, two Final Fours, six Elite Eight berths, eight conference championships, 13 NCAA Tournament appearances and 15 20-win seasons.

## Mas At Manhattan

In his first tenure as an assistant, Masiello was a part of two MAAC titles and three 20-plus win seasons. All told, Masiello has been a member of four of Manhattan's five MAAC Championship teams and five of the school's 12 20-win seasons in recording a combined 228-193 (.542) record.

## Interesting

Masiello was named at one of the "25 Most Intriguing Coaches" in college basketball by Yahoo and has twice been named as the Metropolitan Basketball Writers Association Coach of the Year (2012 | 2014).

## Meet The Staff

Masiello is joined on the bench by **Matt Grady**, **RaShawn Stores**, **Doug Thibault**, **Jon Mangel** and **Tyler Wilson**. Grady is in his 10th year, Stores his fifth, Thibault his third, Mangel his second and Wilson his fourth.

## 115th Season Of Manhattan Basketball

In its 115th season, the Manhattan men's basketball program boasts a 1393-1274 overall record (314-344 MAAC). The Jaspers' storied men's basketball team was established in 1904-05 and took a two-year hiatus during the 1943-44 and 1944-45 season due to World War II.

## Up Next

Manhattan will next play at Siena on Wednesday, February 24.

## 2020-21 Led Manhattan In:

<b>Scoring:</b> Nelson (4), Williams (4), Buchanan (3), Stewart (2)
<b>Rebounding:</b> Williams (5), Diallo (4), Buchanan (3), Ebube (1), Nelson (1), Watson (1)
<b>Assists:</b> Nelson (8), Buchanan (4), Stewart (4), Brennan (1), Reid (1), Watson (1)
<b>Blocks:</b> Williams (10), Buchanan (9), Brennan (1), Ebube (1), Nelson (1), Stewart (1)
<b>Steals:</b> Buchanan (5), Stewart (4), Diallo (3), Douglas-Stanley (1), Ebube (1), Lasko (1), Nelson (1), Watson (1), Williams (1)
<b>Double-Digit Scoring:</b> Nelson (10), Williams (8), Buchanan (5), Stewart (4), Douglas-Stanley (3), Watson (3)
<b>Double-Digit Rebounding:</b> Williams (5), Diallo (3), Nelson (1)
<b>20+ Point Performances:</b> Nelson (2), Buchanan (1), Williams (1)

## Double-Digit Games (points)

	Career	2020-21
Williams	35/74	8/13
Stewart	23/71	4/9
Buchanan	15/75	5/12
Diallo	10/68	0/12
Nelson	13/74	10/13
Mack	7/101	0/8
Ebube	6/69	0/10
Douglas-Stanley	3/53	3/13
Watson	3/13	3/13

## Career Totals

Name	Gms	Pts	Reb	Ast	Stl	Blk
Warren Williams	74	674	323	36	35	62
Samir Stewart	71	545	94	177	76	6
Elijah Buchanan	75	447	233	124	69	22
Nehemiah Mack	101	355	153	192	84	3
Samba Diallo	68	350	335	54	48	8
Ant Nelson	74	331	98	163	36	4
Ebube Ebube	69	208	228	37	35	22
J. Douglas-Stanley	53	151	50	18	14	2
Marques Watson	13	68	52	15	8	3
Romar Reid	36	37	16	21	2	2
Ethan Lasko	35	34	20	5	4	0
Nick Brennan	10	13	15	6	1	1
Daniel Schreier	17	13	11	3	0	2
Adam Cisse	20	11	15	0	4	4
Matt Glassman	5	2	1	0	0	1
Amir Britt	0	0	0	0	0	0
Sean Duke	0	0	0	0	0	0



**\* Manhattan is 62-12 (.838) when limiting teams to > 60 points under Masiello**

## Manhattan By The Numbers - MISC

<b>Manhattan Record:</b>	
Overall .....	5-8
MAAC Games.....	4-8
OT Games .....	0-3
On the road.....	2-3
At home .....	3-5
neutral court.....	0-0
Trailing at the half .....	1-5
Leading at the half .....	4-3
Tied at the half.....	0-0

<b>Jaspers' Scoring:</b>	
Less than 50 points .....	1-1
50-59 points .....	2-2
60-69 points.....	1-4
70-79 points.....	0-1
80-89 points.....	1-0
90+ points .....	0-0

<b>Jaspers' Defense:</b>	
Less than 50 points .....	2-0
50-59 points.....	2-1
60-69 points.....	0-2
70-79 points.....	1-3
80-89 points.....	0-2
90-99 points.....	0-0
100+ points.....	0-0

<b>Field Goal Percentage:</b>	
When Jaspers shoot equal or better.....	2-1
When opponents shoot better .....	3-7

<b>Jaspers Field Goal Percentage:</b>	
Less than 35.0 %.....	3-4
35-39.9 % .....	0-4
40-44.9 % .....	1-0
45-49.9 % .....	0-0
50% and up .....	1-0

<b>Opponents Field Goal Percentage:</b>	
Less than 35.0 %.....	2-1
35-39.9 % .....	2-1
40-44.9 % .....	0-3
45-49.9 % .....	1-2
50% and up .....	0-1

<b>From The Charity Stripe</b>	
Less than 70 % .....	3-5
70 % or higher .....	2-3

<b>From Downtown:</b>	
Less than 40 % .....	5-8
40 % or higher .....	0-0

<b>Opponents From Downtown</b>	
Less than 40 % .....	5-5
Above 40 % .....	0-3

<b>Rebounds:</b>	
Jaspers have more .....	4-2
Opponents have more .....	1-5
Tied .....	0-1

<b>Assists:</b>	
Jaspers have more .....	4-2
when opponents have more .....	1-6
when assists are equal .....	0-0

<b>Turnovers:</b>	
Jaspers have more .....	3-3
Opponents have more .....	1-4
Turnovers are tied .....	1-1

<b>With Five Minutes To Go:</b>	
Leading .....	5-1
Trailing .....	0-6
Tied .....	0-1

<b>Day Of The Week:</b>	
Wednesday.....	1-0
Friday.....	1-4
Saturday .....	3-3
Sunday .....	0-1

<b>Steals:</b>	
Jaspers have 10+ .....	1-2
Jaspers have less than 10 .....	4-6

<b>Time of game:</b>	
Before 6:00 pm .....	4-3
6:00 pm or later .....	1-5

<b>Jaspers Last Game:</b>	
Coming off a loss .....	3-4
Coming off a win .....	2-3

<b>Month</b>	
December (5).....	2-3
January (6) .....	3-3
February (7).....	0-2
March (2) .....	0-0

<b>Games Decided By:</b>	
Less 5 points or less .....	2-5
6-10 points.....	3-0
11-15 points .....	0-1
16-19 points.....	0-1
20 points or more.....	0-1

**2020-21 Preseason All-MAAC First Team**  
 Jalen Pickett (Siena) - Jr. (Preseason POTY)  
 Manny Camper (Siena) - Sr.  
 Deion Hammond (Monmouth) - Jr.  
 Marcus Hammond (Niagara) - Jr.  
 KC Ndefo (Saint Peter's) - Jr.

**2020-21 Preseason All-MAAC Second Team**  
**Warren Williams (Manhattan) - Jr.**  
 Majesty Brandon (Canisius) - Sr.  
 Asante Gist (Iona) - Sr.  
 Isaiah Ross (Iona) - Sr.  
 Tyrese Williams (Quinnipiac) - Jr.

**2020-21 Preseason All-MAAC Third Team**  
 Daryl Banks (Saint Peter's) - So.  
 Jesus Cruz (Fairfield) - Sr.  
 Doug Edert (Saint Peter's) - So.  
 Jacob Rigoni (Quinnipiac) - Sr.  
 Raheem Solomon (Niagara) - Jr.

**MBB Preseason Coaches' Poll**  
 1. Siena (11) - 121 points  
 2. Iona - 103 points  
 t-3. Monmouth - 89 points  
 t-3. Saint Peter's - 89 points  
 5. Manhattan - 77 points  
 6. Niagara - 63 points  
 7. Quinnipiac - 54 points  
 8. Fairfield- 39 points  
 9. Marist - 36 points  
 10. Canisius - 31 points  
 11. Rider - 24 points

20-Point Scoring Games		
Player	Career	2020-21
Ant Nelson	2	2
Warren Williams	2	1
Samir Stewart	2	0
Elijah Buchanan	1	1
Ebube Ebube	1	0
Nehemiah Mack	1	0

Double-Digit Rebounding Games		
Player	Career	2020-21
Samba Diallo	9	3
Warren Williams	5	5
Ebube Ebube	4	0
Ant Nelson	1	1

Double-Doubles		
Player	Career	2020-21
Warren Williams	4	4
Samba Diallo	3	0
Ant Nelson	1	1
Ebube Ebube	1	0

### 2020-21 Free Throws last Five Minutes + OT (10-pt games) (Returners)

Diallo	3-3	1.000
Reid	2-2	1.000
Brennen	1-1	1.000
Douglas-Stanley	5-6	.833
Nelson	14-17	.824
Mack	3-4	.750
Buchanan	3-6	.600
Williams	11-19	.579
Watson	3-6	.500
Stewart	2-5	.400
<b>Total</b>	<b>47-68</b>	<b>.692</b>

### 2020-21 Manhattan Dunk Tracker

Williams (8), Diallo (1), Nelson (1)



### The Largest ..... for Manhattan

Lead.....	15 vs. Niagara (1/15/21)
Deficit.....	22 vs. Marist (12/19/20)
Margin of Victory.....	10 vs. Rider (12/12/20)
Margin of Defeat.....	22 vs. Marist (12/19/20)
Halftime lead.....	8 vs. Niagara (1/16/21)
Halftime deficit.....	8 at Saint Peter's (1/30/21)
Deficit in win .....	8 at Quinnipiac (1/9/21)
Halftime deficit in win.....	
Lead in loss .....	11 at Quinnipiac (1/8/21)
Halftime lead in a loss .....	5 vs. Marist (12/20/20)
Second-half lead.....	15 vs. Niagara (1/15/21)

**\* Manhattan is 47-17 (.734) with 10+ steals under Masiello & 28-16 (.636) when forcing 20+ Turnovers**

## 2020-21 TOP GAME PERFORMANCES/MAAC RANKINGS

### Points

27	Ant Nelson vs. Rider (12/12/20)
23	Ant Nelson vs. Marist (12/20/20)
20	Warren Williams vs. Monmouth (2/6/21)
20	Elijah Buchanan vs. Rider (12/12/20)

### Field Goals Made

8	Jason Douglas-Stanley vs. Marist (12/20/20)
8	Elijah Buchanan vs. Rider (12/12/20)
8	Ant Nelson vs. Rider (12/12/20)
7	Warren Williams vs. Monmouth (2/6/21)
7	Warren Williams vs. Monmouth (2/5/21)
7	Ant Nelson vs. Marist (12/20/20)
7	Ant Nelson vs. Rider (12/11/20)

### Rebounds

11	Samba Diallo at Saint Peter's (1/30/21)
11	Warren Williams at Saint Peter's (1/30/21)
11	Warren Williams vs. Niagara (1/15/21)
11	Ant Nelson at Quinnipiac (1/8/21)
11	Warren Williams at Delaware State (12/30/20)

### Assists

6	Ant Nelson vs. Monmouth (2/6/21)
5	Ant Nelson vs. Monmouth (2/5/21)
5	Samir Stewart at Quinnipiac (1/8/21)
5	Ant Nelson vs. Marist (12/20/20)

### Free Throws Made

8	Ant Nelson vs. Rider (12/12/20)
7	Warren Williams at Quinnipiac (1/8/21)
7	Ant Nelson at Delaware State (12/30/20)
7	Ant Nelson vs. Marist (12/20/20)

### Blocked Shots

4	Warren Williams at Delaware State (12/30/20)
3	Warren Williams vs. Niagara (1/15/21)

### Steals

5	Elijah Buchanan at Quinnipiac (1/8/21)
4	Samir Stewart vs. Monmouth (2/6/21)
4	Samir Stewart vs. Niagara (1/15/21)
4	Elijah Buchanan vs. Marist (12/19/20)

### 3-Point Field Goals Made

5	Samir Stewart at Saint Peter's (1/30/21)
3	Elijah Buchanan vs. Monmouth (2/6/21)
3	Elijah Buchanan vs. Niagara (1/15/21)
3	Ethan Lasko at Delaware State (12/30/20)
3	Jason Douglas-Stanley vs. Marist (12/20/20)
3	Ant Nelson vs. Rider (12/12/20)
3	Ant Nelson vs. Rider (12/11/20)

### Offensive Fouls Drawn

2	Marques Watson vs. Monmouth (2/5/21)
2	Jason Douglas-Stanley vs. Marist (12/20/20)
2	Ethan Lasko vs. Marist (12/20/20)

### Minutes

47	Elijah Buchanan at Quinnipiac (1/8/21)
41	Marques Watson at Quinnipiac (1/8/21)
41	Jason Douglas-Stanley vs. Marist (12/20/20)
40	Samir Stewart vs. Monmouth (2/6/21)
40	Ant Nelson vs. Marist (12/20/20)
40	Marques Watson vs. Marist (12/20/20)

#### Jaspers Among MAAC Leaders (2020-21)

##### Scoring:

- Ant Nelson - 13.5 (6th)
- Warren Williams - 10.7 (19th)
- Elijah Buchanan - 10.7 (20th)

##### Rebounding:

- Warren Williams - 7.7 (2nd)
- Elijah Buchanan - 5.9 (13th)
- Samba Diallo - 5.7 (14th)

##### FT %:

- Ant Nelson - .873 (3rd)

##### FG %:

- Warren Williams - .543 (6th)

##### Assists:

- Ant Nelson - 3.1 (9th)

##### Steals:

- Elijah Buchanan - 1.7 (3rd)
- Samba Diallo - 1.1 (12th)

##### Blocks:

- Warren Williams - 1.5 (5th)
- Elijah Buchanan - 1.3 (6th)

##### Offensive Rebounds:

- Warren Williams - 2.9 (2nd)
- Elijah Buchanan - 2.4 (4th)

##### Defensive Rebounds:

- Warren Williams - 4.8 (7th)
- Samba Diallo - 4.1 (14th)
- Elijah Buchanan - 4.0 (15th)

##### Minutes:

- Elijah Buchanan - 33.4 (8th)

#### 2020-21 Bench Scoring (MC/Opp.)

Team	
vs. Rider	27/20
vs. Marist	10/30
vs. Marist	4/37
at Delaware State	11/17
at Quinnipiac	14/23
at Quinnipiac	25/21
vs. Niagara	23/11
vs. Niagara	24/11
at Saint Peter's	20/24
at Saint Peter's	15/22
vs. Monmouth	12/25
vs. Monmouth	19/16
Totals	7/17
Averages	211/274
	16.2/21.1

#### Manhattan

#### 2020-21 MAAC Team Rankings

Category	Stat	Rank
Scoring Offense	61.9	10th
Scoring Defense	65.3	5th
Scoring Margin	-3.4	8th
Free Throw %	.683	8th
Field Goal %	.358	11th
Field Goal % Defense	.412	6th
3-Pt Field Goal %	.268	11th
3-Pt FG % Defense	.309	3rd
3-Pt Made	6.5	8th
Rebounding Offense	37.4	3rd
Rebounding Defense	37.9	9th
Rebounding Margin	-0.5	8th
Defensive Rebounds	24.9	6th
<b>Offensive Rebounds</b>	<b>12.5</b>	<b>1st</b>
Blocked Shots	3.5	6th
Assists	11.9	8th
Assist/T-over Ratio	0.8	10th
Steals	7.1	3rd
Turnover Margin	+0.5	4th

### **The Last Time Manhattan...**

Scored 100 points in a game: Manhattan won 111-84 at Long Island on November 26, 2001.

Allowed 100 points in a game: Manhattan fell 108-61 to #25/#19 West Virginia on November 28, 2016 at the WVU Coliseum.

Both teams scored 100: On February 27, 1998, the Jaspers battled Fairfield through three overtimes, falling 108-105 at Draddy Gym.

Scored between 90-99: Manhattan defeated Niagara 90-80 at Draddy Gymnasium on January 5, 2019.

Won an overtime game: defeated Fordham 54-53 in overtime at Rose Hill Gymnasium on December 7, 2019.

Lost an overtime game: Manhattan fell to Monmouth 71-69 in overtime at Draddy Gymnasium on February 6, 2021.

Played double overtime: Manhattan fell to Quinnipiac 84-79 in double overtime at the People's United Center on January 8, 2021.

Played triple overtime: Manhattan defeated Siena 92-87 in triple overtime at Draddy Gymnasium on January 4, 2016.

Won by a single point: Manhattan defeated Fordham 54-53 in overtime at Rose Hill Gymnasium on December 7, 2019.

Lost by a single point: The Jaspers fell 57-56 on February 23, 2020 vs. Canisius.

Defeated a ranked opponent: On March 16, 1995, the Jaspers topped #17 Oklahoma 77-67.

Defeated the #1 ranked team: On March 11, 1958, Manhattan took down #1 West Virginia 89-84.

Won by 20-29 points: Manhattan defeated Iona 72-49 at Draddy Gymnasium on February 2, 2020.

Won by 30-39 points: The Jaspers earned a 81-47 victory over Fordham at Draddy Gymnasium on December 7, 2011.

Won by 40+ points: Manhattan cruised to a 94-51 victory at Binghamton on December 30, 2011.

Lost by 20-29 points: Manhattan lost to Marist 61-39 on December 19, 2020 at Draddy Gymnasium.

Lost by 30+ points: Manhattan dropped an 108-61 decision to #25/#19 West Virginia on November 28, 2016 at the WVU Coliseum.

Scored fewer than 50 points: Manhattan defeated Quinnipiac 45-42 on January 9, 2021 at in Hamden, CT.

Scored fewer than 40 points: Manhattan lost to Marist 61-39 on December 19, 2020 at Draddy Gymnasium.

Allowed fewer than 50 points: Manhattan defeated Niagara 58-49 vs. Niagara on January 15, 2021.

Allowed fewer than 40 points: Manhattan defeated UNC Asheville 54-38 on November 18, 2018 in Highland Heights, KY.

Allowed fewer than 30 points: The Jaspers defeated NJIT 70-28 on November 10, 2007 in Newark, NJ

Shot over 60% from the field: Manhattan shot 65.1% (28-43) en route to a 70-65 victory over Canisius on February 17, 2019.

Shot under 35% from the field: Manhattan shot 31.0 percent (18-of-58) in a 68-54 loss at Saint Peter's on January 30, 2021.

Shot under 20% in a half: Manhattan went 5-for-28 (17.9%) from the field in the second half of a 69-50 loss vs. SPU on February 12, 2017.

Shot 60% or better from 3-point range: Manhattan shot 61.5% (8-of-13) from long range in a 70-65 win at Canisius on February 17, 2019.

Shot over 90% from the free throw line: Manhattan shot 92.3% (12-13) at the free throw line in a 58-55 win vs. Niagara on January 16, 2021.

Held an opponent under 35.0% from the field: Manhattan's defense stifled Monmouth into 33.3 % shooting (23-for-69) from the floor in a 71-69 loss on February 6, 2021.

Attempted 40+ free throws: Manhattan made 33-of-41 free throws in a 93-76 win over Monmouth on February 10, 2018.

Connected on 30 free throws: Manhattan made 33-of-41 free throws in a 93-76 win over Monmouth on February 10, 2018.

Grabbed more than 50 rebounds in a game: Manhattan outrebounded Monmouth 50-47 in a 71-69 loss to Monmouth on February 6, 2021.

Grabbed fewer than 30 rebounds: Manhattan pulled down 29 rebounds in a 61-39 loss to Marist on December 19, 2020.

Dished out 20 or more assists: Manhattan handed out 20 assists on 24 field goals in a 77-59 win over Niagara on February 7, 2020.

Swiped 20 or more steals: On January 3, 2001, the Jaspers notched 22 steals against Long Island.

2020-21 Offensive Fouls - Points Accrued	
Team	Fouls Drawn - Points
Rider	1 - 0 points
Rider	1 - 3 points
Marist	1 - 0 points
Marist	9 - 4 points
at Delaware State	2 - 0 points
at Quinnipiac	0 - 0 points
at Quinnipiac	3 - 2 points
Niagara	3 - 5 points
Niagara	1 - 0 points
at Saint Peter's	2 - 5 points
at Saint Peter's	1 - 0 points
Monmouth	4 - 0 points
Monmouth	2 - 0 points
Totals	30 - 19 points

### The last time a Manhattan player...

Scored 50 or more points in a game: **Bob Mealy** recorded 51 points against CCNY during the 1959-1960 season.

Scored 40 or more points in a game: **Luis Flores** exploded for 44 points at Fairfield on January 23, 2003.

Scored 30 or more points in a game: **Zavier Turner** had 31 points on 10-of-20 shooting in a 92-86 win vs. Quinnipiac on February 25, 2017.

Scored 25 or more points in a game: **Anthony Nelson** had 27 points on 8-of-12 shooting, including going 3-for-4 from deep, and 8-for-8 from the line in an 87-77 win over Rider on December 12, 2020.

Collected 30 or more rebounds in a game: **Bill Campion** grabbed 30 boards versus Hofstra during the 1972-73 season.

Collected 20 or more rebounds in a game: **Keith Bullock** pulled down 21 rebounds on December 30, 1992 versus Rutgers.

Collected 15 or more rebounds in a game: **Zane Waterman** grabbed a career-high 15 rebounds in a 62-58 loss to Monmouth on February 10, 2014.

Two players collect 10 or more rebounds in a game: **Samba Diallo** (11 rebounds) and **Warren Williams** (11 rebounds) each notched double-figures on the glass in a 68-54 loss at Saint Peter's on January 30, 2021.

Dished out 15 or more assists in a game: **Tom Courtney** registered 15 assists vs. Columbia during the 1978-1979 season.

Had 10 or more assists in a game: **Zavier Turner** finished with 11 assists in an 88-75 loss at Iona on February 23, 2018.

Blocked nine or more shots in a game: **Rhamel Brown** blocked a school-record matching nine shots at Siena on February 21, 2014.

Blocked five or more shots in a game: **Pauly Paulicap** blocked five shots in an 80-60 loss at Monmouth on March 1, 2020.

Had eight or more steals in a game: **Michael Alvarado** tied a program record by recording eight steals in a 73-51 victory over Marist on February 2, 2012 at Draddy Gymnasium.

Had five or more steals in a game: **Elijah Buchanan** had five steals in an 84-79 loss at Quinnipiac on January 8, 2021.

Connected on five or more 3-pointers in a game: **Samir Stewart** buried a career-high matching five three-pointers in Manhattan's 68-54 loss at Saint Peter's on January 30, 2021.

Connected on 15 or more free throws in a game: **Laurence Jolicoeur** shot a perfect 15-for-15 from the free-throw line leading Manhattan to a 72-65 victory at Loyola on February 7, 2009.

Had a triple-double: none

Had five players score in double figures: **Tykei Greene (15), Elijah Buchanan (12), Christian Hinckson (10), Pauly Paulicap (10)** and **Samir Stewart (10)** each scored in double figures in Manhattan's 85-74 win over Delaware State on November 12, 2019.

Had six players scored in double figures: On December 30, 2011, **George Beamon (19), Liam McCabe-Moran (14), Emmy Andujar (13), Donovan Kates (13), Rhamel Brown (11)** and **Roberto Colonette (10)** scored in double figures in a 94-51 victory at Binghamton.

Had two players post double-doubles: **Rich Williams (10 points, 11 rebounds)** and **Pauly Paulicap (13 points, 13 rebounds)** had double-doubles in a 51-47 win at Siena on February 2, 2018.

Had a double-double in points and rebounds: **Warren Williams (16 points, 10 rebounds)** had a double-double in a 70-65 loss to Monmouth on February 5, 2021.

Had a double-double in points and assists: **Zavier Turner** recorded 20 points and 10 assists at Saint Peter's on January 21, 2018.

Two players score 20 or more points in a game: **Anthony Nelson (27)** and **Elijah Buchanan (20)** each tallied at least 20 points on December 12, 2020 in Manhattan's 87-77 victory vs. Rider.

Three players score 20 or more points in a game: **Zane Waterman (26), Calvin Crawford (22)** and **Aaron Walker Jr. (20)** each tallied 20 points on February 19, 2017 in Manhattan's 95-74 victory vs. Quinnipiac.

#### Manhattan College 1,000-Point Scorers

Name	Years	Games	Points
1. Luis Flores	2001-04	89 games	2,046
2. Keith Bullock	1989-93	120 games	1,992
3. Tim Cain	1981-85	108 games	1,872
4. George Beamon	2009-14	119 games	1,843
5. Durelle Brown	1997-01	112 games	1,634
6. Peter Runge	1986-90	103 games	1,622
7. Steve Grant	1974-78	103 games	1,610
8. Shane Richards	2013-16	129 games	1,472
9. Larry Lembo	1962-65	66 games	1,443
10. Darryl Crawford	2006-10	121 games	1,431
11. Emmy Andujar	2011-15	130 games	1,345
12. George Bucci	1972-75	79 games	1,331
13. John Leonard	1978-82	103 games	1,329
14. Jamal Marshall	1991-95	117 games	1,307
15. Dave Holmes	2000-04	112 games	1,291
John Marren	1967-70	70 games	1,291
17. Brian Mahoney	1968-71	72 games	1,289
18. Zane Waterman	2014-18	122 games	1,275
19. Ed O'Connor	1951-55	106 games	1,271
20. Jason Hoover	1993-97	115 games	1,250
21. Billy Wheeler	1986-88	57 games	1,238
22. Bob Kelly	1945-49	98 games	1,230
23. Bill Campion	1972-75	74 games	1,223
24. Rich Williams	2013-18	123 games	1,187
24. Devon Austin	2005-09	111 games	1,177
26. Rhamel Brown	2010-14	129 games	1,172
27. Michael Alvarado	2010-14	116 games	1,170
28. Gerry Paulson	1954-57	69 games	1,154
29. Russ Williams	1987-92	118 games	1,140
30. Jack Powers	1955-58	74 games	1,139
31. Carey Edwards	1989-94	114 games	1,133
32. Antoine Pearson	2006-10	121 games	1,123
33. Arturo Dubois	2004-07	90 games	1,111
34. Angelo Lombardo	1954-57	70 games	1,049
34. Ed Lawson	1984-88	113 games	1,049
36. Ron Petro	1960-64	64 games	1,031
37. Bob Mealy	1957-60	60 games	1,028
38. Bill Goodfellow	1965-68	65 games	1,025
39. Martin Baietti	1965-68	59 games	1,005



## ALL-TIME TEAM RECORDS

Most points, one game—119 vs. Wagner - 1970–1971  
Most opponent points, one game—137 by Saint Peter's - 1969–1970  
Largest margin of victory—68 vs. Brooklyn (104-36) - 1953–1954  
Most field goals, one game—52 vs. Saint Peter's - 1963–1964  
Most free throws converted, one game—42 vs. Army - 1958–1959  
Most three-pointers converted, one game—15 vs. Niagara (2/27/94)  
Most three-pointers attempted, one game— 43 vs. Canisius (1/31/00)  
Most three-pointers converted, season—244 - 2011-2012  
Most three-pointers attempted, season—679 - 2019-2020  
Most rebounds, one game—79 vs. Southern Connecticut, 1955–1956  
Most personal fouls, one game — 36 vs. Saint Peter's 1956–1957;  
36 vs. Southern Connecticut, 1963–1964  
Most games won, season—26 - 1994–1995  
Longest win streak—17 - 1930–1931  
Most points, one half—76 vs. Saint Peter's 1969–1970  
Most assists, one game—36 vs. Fairfield 1987–1988  
Most steals, one game—32 vs. Lehman 1987–1988

## ALL-TIME INDIVIDUAL RECORDS

Most points, one game (vs. CCNY) 51 by Bob Mealy, 1959-1960  
Most points, one half (vs. Saint Peter's) 30 by Henry Seawright, 1969-1970  
Most points, season—744 by Luis Flores, 2003-2004  
Most points, career—2,046 by Luis Flores, 2001-2004  
Most rebounds, one game (vs. Hofstra)—30 by Bill Campion, 1972-1973  
Most rebounds, season—419 by Bill Campion, 1973-1974  
Most rebounds, career—1,070 by Bill Campion, 1972-1975  
Most blocked shots, one game—9 by Rhamel Brown (vs. Fordham, 11/26/13)  
Most blocked shots, season—120 by Rhamel Brown, 2013-14  
Most blocked shots, career—367 by Rhamel Brown, 2010-2014  
Most assists, one game (vs. Columbia)—15 by Tom Courtney, 1978–1979  
Most assists, season—176 by Phil Lane, 1999-2000  
Most assists, career—447 by Ed Lawson, 1983-1988  
Most steals, game-  
8 by Steve Boyle, 1985–1986, 1987–1988 (vs. Holy Cross, Lehman);  
8 by Von Damien Green, 2001–2002 (Fordham);  
8 by Michael Alvarado 2011-2012 (Marist)  
Most steals, career—218 by Carey Wilson, 1989–1993  
Most field goals, one game (vs. Adelphi)—20 by Bob Mealy, 1957–1958  
Most three-pointers, one game (vs. Canisius)—9 by Bruce Seals, 1999–2000  
Most three-pointers, season— 92 by Shane Richards 2014-2015  
Most three-pointers, career—312 by Shane Richards, 2012-2016  
Highest three-point percentage, season—45.8% by Charles Dubra, 1988-1989  
Highest three-point percentage, career—41.8% by Charles Dubra, 1988-1992  
Most free throws attempted, one game—27 by Gerry Cahill, 1953–1954  
Most free throws made, one game—17 (of 17) by Luis Flores, 2003–2004  
Most consecutive free throws made—38 by Xavier Turner, 2016-2017  
Most points by an opponent, one game—53 by Tom Schwester, 1969–1970  
Most dunks, season—56 by Stephen Grant, 1977–1978  
Highest scoring average, season—25.7 by Larry Lembo, 1963–1964  
Highest scoring average, career—23.0 by Luis Flores, 2001–2004  
Highest rebounding average, season—15.5 by Bill Campion, 1973–1974  
Highest rebounding average, career—14.5 by Bill Campion, 1972–1975  
Highest field goal percentage, season—60.5 by Ed O'Connor, 1954–1955;  
60.5 by Stephen Grant, 1977–1978

## All-Time 100+ Point Games

Points vs. opponent	Score	Year
119 vs. Wagner	119–69	71–72
118 vs. Saint Peter's	118–95	63–64
114 vs. Southern Conn.	114–73	65–66
112 vs. Saint Peter's	112–137	69–70*
111 vs. Rutgers	111–88	64–65
111 vs. St. Francis (N.Y)	111–75	71–72
111 vs. Long Island	111–84	01–02
110 vs. Seton Hall	110–87	72–73
109 vs. CCNY	109–67	59–60
108 vs. Wagner	108–106	77–78
106 vs. N.Y.U.	106–81	57–58
106 vs. Lehigh	106–67	99–00
105 vs. Hartwick	105–62	54–55
105 vs. Southern Conn.	105–81	63–64
105 vs. Siena	105–89	75–76
105 vs. Fairfield	105–108	87–88
104 vs. Brooklyn	104–36	53–54**
104 vs. New Hampshire	104–81	90–91
103 vs. Marist	103–66	77–78
103 vs. Fordham	103–92	77–78
103 vs. Wagner	103–64	94–95
102 vs. Bridgeport	102–53	58–59
101 vs. Marist	101–96	17–18
101 vs. Bridgeport	101–63	54–55
101 vs. Adelphi	101–84	65–66
101 vs. Bridgeport	101–93	66–67
101 vs. Bridgeport	101–89	68–69
101 vs. Marist	101–65	72–73
101 vs. Wagner	101–55	72–73
100 vs. Connecticut	100–86	56–57
100 vs. Wagner	100–67	56–57
100 vs. West Virginia	100–101	73–74
100 vs. Fairfield	100–93	99–00

\* highest total ever by an opponent

\*\* Manhattan's largest ever margin of victory (68 points)

## ALL-TIME NBA DRAFTEES

Name	Year	Team	Round
Ed O'Connor	1955	Milwaukee	8th
Gerry Paulson	1957	Cincinnati	3rd
Angelo Lombardo	1957	Philadelphia	3rd
Bob Mealy	1960	Philadelphia	3rd
Larry Lembo	1965	New York	6th
Bob Chlupsa	1967	San Diego	13th
Martin Baietti	1968	Atlanta	8th
Grady O'Malley	1969	2Atlanta	19th
John Marren	1970	New York	4th
Brian Mahoney	1971	Cleveland	5th
Richie Garner	1972	New York	10th
Mike Moore	1973	New York	7th
George Bucci	1975	Buffalo	3rd
Bill Campion	1975	Milwaukee	4th
Tom Lockhart	1976	Milwaukee	5th
Ricky Marsh	1977	Golden State	8th
Steve Grant	1978	Atlanta	3rd
Jo-Jo Walters	1979	Washington	8th
John Leonard	1982	New York	10th
Luis Flores	2004	Houston	2nd



# Steve Masiello (145-157; 92-92 MAAC)

## 10th Year at Manhattan University of Kentucky

### 2x Metropolitan Coach of the Year

**Steve Masiello** is in his 10th year as the Head Coach of the Manhattan Men's Basketball program.

During Masiello's tenure with Manhattan, he has experienced unprecedented success while leading the Jaspers to back-to-back MAAC Championships and subsequent trips to the NCAA Tournament.

He is one of just nine Division 1 Head Coaches to have won a National Championship as a player, and entering last season was one of just seven 42 or younger with two conference titles and two trips to the NCAA Tournament.

Additionally, Masiello, who also served as an assistant with the program from 2001-05, has been a member of the school's last four league titles, has a school-record 11 MAAC Tournament wins and an impressive .611 winning percentage during tournament play.

He is also third in school history with 145 victories, while his 71 wins in Draddy Gymnasium are the most ever.

Also under his guidance, Masiello has overseen the development of 13 All-MAAC performers, seven MAAC Major Award winners, 12 MAAC All-Academic performers, seven 1,000-point scorers and four MAAC All-Rookie honorees at the school with two Metropolitan Coach of the Year Awards.

Three years ago, the Jaspers became first-ever team to win a game in Europe under Masiello's watch as Manhattan defeated Holy Cross 70-54 in the first game of the inaugural Belfast Classic.

**Pauly Paulicap '20** became the just the second player in school history to win MAAC Defensive Player of the Year honors, joining 3x winner **Rhamel Brown '14**.

**Rich Williams '17** was named to the All-MAAC Second Team while **Zane Waterman '18** earned All-MAAC Third Team recognition for the second-straight season.

Williams averaged 14.6 ppg and 4.8 rpg while Waterman garnered 11.9 ppg and 6.6 rpg en route to becoming just the 14th player in school history to earn at least two All-MAAC accolades.

In 2016-17, Masiello became just the fifth coach in school history to win 100 games in the Jaspers' thrilling 70-69 win over Niagara.

Under his guidance, Waterman developed into one of the top players in the league and earned All-MAAC Third Team honors, averaging 14.5 points and 7.0 rebounds per game.

Masiello, who has also guided Manhattan to three-straight MAAC Title game appearances and two 20-win campaigns, broke ESPN analyst and Jasper Hall of Fame selection Fran Fraschilla's school record for career MAAC Tournament wins in Manhattan's 79-69 victory over Iona in the 2015 Championship Game.

In guiding the program to its second-straight MAAC Championship in 2014-15, the Jaspers capped the season with seven wins over their final nine games and were an impressive 9-4 over the final two months of the season.

Leading the charge in Manhattan's run to the 2015 MAAC Championship was **Emmy Andujar '15**, who earned First Team All-MAAC and MAAC All-Tournament accolades after ranking among the top-five in the circuit in scoring, rebounding, field goal percentage, assists and steals while graduating as the first player in school history to notch 1,300 points, 750 rebounds, 350 assists and 150 steals.

Far from a one-man team, Masiello also oversaw in the development of **Ashton Pankey '15** and **RaShawn Stores '15**. Pankey earned Third Team All-MAAC honors before being named as the Most Outstanding Performer at the 2015 MAAC Championships. Stores paced the MAAC in assist/turnover ratio while spearheading a well-rounded Manhattan attack that featured a tenacious defense and a precision offense.

**Shane Richards '16** battled injuries to earn MAAC All-Tournament Team honors while becoming the Jaspers' single-season and career three-point leader.

During Masiello's first seven years, his teams have continuously ranked among the NCAA's best in defensive categories such as blocks, steals, field goal percentage defense, three-point field goal percentage defense and turnover margin.

Four seasons ago, Manhattan went 25-8 and won the 2014 MAAC Championship over Iona by a 71-68 count. It was the Jaspers' first MAAC Title and first 25-win campaign since the 2003-2004 season. For his efforts, Masiello earned the prestigious 2014 Metropolitan Coach of the Year, awarded by the Met Basketball Writers Association.

In the landmark campaign, Brown earned his third-straight MAAC Defensive Player of the Year selection while **George Beamon '14** collected his second First Team All-MAAC honor with Brown landing on the Third Team.

Despite a number of key early-season injuries in 2012-13, the Jaspers rallied to win eight of their last 11 games down the stretch. Manhattan reached the MAAC Championship game for the first time in nine years, coming up just three points short of reaching the NCAA Tournament in a miraculous run.

After the season, Brown was voted Second Team All-MAAC, Second Team All-Metropolitan and the MAAC Defensive Player of the Year. The accolades continued for the Jaspers as Richards earned MAAC Co-Rookie of the Year honors and was joined by Richards on the All-Rookie Team.

In his first season at Manhattan, the Jaspers enjoyed the biggest turnaround in the nation, posting 21 victories in 2011-2012, a NCAA-best 15-win improvement from the previous season. It went down as the largest turnaround in program history while the 21 wins were the second most wins by a Manhattan first-year head coach, trailing only Fraschilla's 23 set in 1992-1993.

As a result of the Jaspers' marked improvement, Masiello shared Metropolitan Co-Coach of the Year honors with Dan Hurley.

The Jaspers have also excelled in the classroom under Masiello as his players sport a perfect 100 percent graduation rate. Three players earned both MAAC All-Academic distinction and the prestigious Honors Court recognition by the National Association of Basketball Coaches (NABC) in 2012.

Masiello was named Manhattan's 23rd head coach in program history on April 11, 2011. He returned to his native New York after spending six years in the Big East as an assistant at Louisville under Rick Pitino.

Over his six-year tenure with the Cardinals, Masiello helped lead Louisville to a 148-61 (.708) overall record, six straight 20-win seasons and four NCAA Tournament appearances. The Cardinals advanced to the Elite Eight twice (2008 & 2009) during that time while Masiello played a vital role in building Louisville's 2009 Big East Championship team, which won 31 games, including a program record 16 in conference, and entered the NCAA Tournament as the No. 1 overall seed.

Masiello was named one of the nation's Top 25 collegiate assistant coaches according to FoxSports.com (2010) & Rivals.com (2007). He managed Louisville's game preparation and scouting responsibilities for his last three years with the program as the Cardinals amassed a 76-29 (.724) overall record, including a 39-15 (.722) mark in the Big East during this stretch.

Masiello is back in Riverdale for his second coaching tenure at Manhattan. He previously helped lead the Jaspers to three postseason appearances in four years (2001-2005) as an assistant, which included two MAAC Championships and subsequent trips to the NCAA Tournament (2003 & 2004) and one to the NIT (2002). Under his tutelage, Manhattan posted an 83-36 (.697) overall record with Masiello serving a key contributor to the Jaspers' coaching staff.

During that time Masiello also helped Manhattan to arguably one of the finest wins in program history when the Jaspers defeated Florida in the First Round of the 2004 NCAA Tournament. In terms of player development, Masiello helped **Luis Flores '04** blossom into a NBA Player.

A four-year member of the Wildcats' basketball team, Masiello, played under head coaches Pitino (1996-1997) and Tubby Smith (1997-2000). During his playing career, Kentucky went to the Final Four twice (1997 & 1998), advancing to the National Championship game both times and winning the title in 1998. Masiello was named the Wildcats' co-captain his senior year.

# @Steve\_Masiello Information

## Manhattan Head Coach (2011-present)

Season	Record	Finish
2020-21	5-8	
2019-20	13-18	MAAC Quarterfinals
2018-19	11-21	MAAC Quarterfinals
2017-18	14-17	MAAC Quarterfinals
2016-17	10-22	MAAC First Round
2015-16	13-18	MAAC Quarterfinals
2014-15	19-14	NCAA Tournament First Round MAAC Champs
2013-14	25-8	NCAA Tournament Second Round MAAC Champs
2012-13	14-18	MAAC Finalists
2011-12	21-13	CIT Second Round
Totals	145-157	

## Louisville Assistant Coach (2005-11)

Season	Record	Finish
2010-11	25-10	NCAA Tournament Second Round
2009-10	20-13	NCAA Tournament Second Round
2008-09	31-6	NCAA Tournament Elite Eight Big East Champs (Overall #1 Seed)
2007-08	27-9	NCAA Tournament Elite Eight
2006-07	24-10	NCAA Tournament Second Round
2005-06	21-13	NIT Semifinals
Totals	148-61	

## Manhattan Assistant Coach (2001-05)

Season	Record	Finish
2004-05	15-14	MAAC Second Round
2003-04	25-6	NCAA Tournament Second Round MAAC Champs
2002-03	23-7	NCAA Tournament First Round MAAC Champs
2001-2002	20-9	NIT First Round
Totals	83-36	

## Playing career

### University of Kentucky (1996-00)

Season	Record	Finish
1999-2000	23-10	NCAA Tournament Second Round
1998-1999	28-9	NCAA Tournament Elite Eight SEC Champions
1997-1998	35-4	NCAA Tournament Champions SEC Champs
1996-1997	35-5	NCAA Tournament Runner-Up SEC Champs
Totals	121-28	


\* From 2010-11 until 2014-2015 the NCAA Play-In Games were officially denoted as the "First Round."

## Quick Hits

- One of seven coaches 43 or younger to have two conference titles and two trips to the NCAA Tournament on his resume.
- Named as one of the "25 Most Intriguing Coaches" In Division I By *Yahoo*.
- Slated as one of the "10 Coaches On The Rise" in Division I by *CBS Sports*.
- Has participated in the NCAA Tournament in 13 of his 24 seasons as a player or coach, including being a part of eight conference champions and one National Championship.
- Has been a part of four of Manhattan's five MAAC Championships and five of the Jaspers' 20-win campaigns during his 12 full years in Riverdale (Assistant & HC).
- Guided Manhattan to its second-straight MAAC Championship in 2015.
- Led the Jaspers to the 2014 MAAC Title and the second-most wins (25) school history.
- Has guided Manhattan to 145 victories in this his 10th season, ranking third all-time, and is first with 11 MAAC Tournament wins.
- Broke current *ESPN* analyst **Fran Fraschilla** school-record for MAAC Tournament wins with his eighth in the 2015 MAAC Championship against Iona.
- Has led the Jaspers to three MAAC Championship games and a pair of title wins over Iona.
- Under his guidance, Manhattan had 16 road/neutral wins in 2013-2014, third most in the nation.
- In 2013, guided the Jaspers to their first MAAC championship game since 2004.
- Two-time Metropolitan Writers Association Co-Coach of the Year (2012 | 2014).
- Manhattan had the top turnaround in the nation with a 15-win improvement in 2011-2012 (all at NCAA Division I level), coming off a 6-25 overall record.
- Guided the Jaspers to 21 wins in 2011-2012, the second most for a rookie head coach in program history.
- In his 24-year collegiate career as a player or a coach, has a career record of 506-303, including 385-275 on the sidelines.
- Has accrued One National Title, One National Runner-Up Appearance, Two Final Fours, Six Elite Eight Berths, Eight Conference Championships, 13 NCAA Appearances and 15 20-Win Campaigns.
- **Warren Williams '21** was named to the MAAC All-Rookie Team, after averaging 9.2 points per game while shooting a league-best 57.1 percent.
- Two years ago, **Rich Williams '17** and **Zane Waterman '18** garnered All-MAAC honors while **Pauly Paulicap '20** was tabbed as the MAAC Defensive POTY.
- Four seasons ago, **Shane Richards '16** earned First Team All-MAAC honors and graduated as one of just five MAAC players with over 300 career three pointers.
- Five years ago, **Emmy Andujar '15** blossomed into a First Team All-MAAC selection after leading the team and ranking among the top-five in the league in scoring, rebounding, assists and steals.
- Joining Andujar with All-MAAC recognition was **Ashton Pankey '15**, who secured Third Team accolades.
- Pankey also was named the 2015 MAAC Tournament Most Outstanding Player while Andujar & Richards were named to the All-Tournament team.
- He also oversaw the development of three-time MAAC Defensive Player of the Year **Rhamel Brown '14**, two-time First Team All-MAAC selection and 2014 MAAC MOP **George Beamon '14** and 2014 Third Team All-MAAC selection **Michael Alvarado '14**.
- \* Leaves a chair on the bench for his late father Stephen while his mother Kit attends every game and sits directly behind the bench.







## Manhattan Career | Season Game-Highs

### Career Highs

Points	21 at UAlbany (12/20/18)
Rebounds	7 (2x last) against Fairfield (3/10/20)
Assists	6 at URI (11/27/19)
Steals	5 at Saint Peter's (1/17/19)
Blocks	1 (3x last) against Siena (3/11/20)
FG Made	6 at UAlbany (12/20/18)
FG Attempts	9 (3x last) against Fairfield (3/10/20)
FT Made	7 vs. Delaware State (11/12/19)
FT Attempts	8 vs. Delaware State (11/12/19)
3-Pt. Made	5 vs. Iona (2/2/20)
3-Pt. Attempts	8 vs. Iona (2/2/20)
Minutes	35 (2x last) at Marist (1/22/20)

### 2020-21 Season Highs

Points	2 vs. Rider (12/12/20)
Rebounds	1 (2x last) vs. Niagara (1/16/21)
Assists	N/A
Steals	N/A
Blocks	N/A
FG Made	N/A
FG Attempts	1 at Quinnipiac (1/9/21)
FT Made	2 vs. Rider (12/12/20)
FT Attempts	2 (2x last) at Delaware State (12/30/20)
3-Pt. Made	N/A
3-Pt. Attempts	1 at Quinnipiac (1/9/21)
Minutes	7 at Quinnipiac (1/9/21)

## 2020-21 Game-By-Game Stats

#10 Mack, Nehemiah																			
Opponent	Date	gs	min	Total		3-Pointers		Free throws		Rebounds				pf	a	t/o	blk	stl	pts
				fg-fga	pct	3fg-fga	pct	ft-fga	pct	off	def	tot	avg						
RIDER	12/12/20	5	0-0	.000	0-0	.000	0-0	2-2	1.000	0	0	0	0.0	2	0	0	0	0	2
MARIST	12/20/20	3	0-0	.000	0-0	.000	0-0	.000	0.000	0	0	0	0.0	2	0	0	0	0	1.0
at Delaware St.	12/30/20	0	0-0	.000	0-0	.000	1-2	.500	0	0	0	0.0	0	0	0	0	0	1	1.0
at Quinnipiac	01/08/21	0	0-0	.000	0-0	.000	0-0	.000	0	0	0	0.0	0	0	0	0	0	0	0.8
at Quinnipiac	01/09/21	6	0-1	.000	0-1	.000	0-0	.000	0	1	1	0.2	0	0	0	0	0	0	0.6
NIAGARA	01/15/21	1	0-0	.000	0-0	.000	0-0	.000	0	0	0	0.2	0	0	0	0	0	0	0.5
NIAGARA	01/16/21	1	0-0	.000	0-0	.000	0-0	.000	0	1	1	0.3	0	0	0	0	0	0	0.4
MONMOUTH	02/06/21	1	0-0	.000	0-0	.000	0-0	.000	0	0	0	0.3	0	0	0	0	0	0	0.4
Totals		0	17	0-1	.000	0-1	.000	3-4	.750	0	2	2	0.3	4	0	0	0	0	3
Games played: 8																			
Minutes/game: 2.1																			
Points/game: 0.4																			
FG Pct: 0.0																			
3FG Pct: 0.0																			
FT Pct: 75.0																			

## Nehemiah Mack (7/8/97) - 23 - \* Career Statistics

			Total		3-Point		F-Throws		Rebounds											Scoring	
Season	gp-gs	min/avg	fg-fga	pct	fg-fga	pct	ft-fga	pct	off	def	tot	avg	pf	fo	ast	to	blk	stl	pts	avg	
2017-18	30-4	442/14.7	19-47	.404	10-30	.333	8-13	.615	9	17	26	0.9	66	2	38	21	0	22	56	1.9	
2018-19	32-32	804/25.1	54-134	.403	27-72	.375	44-51	.863	11	42	53	1.7	71	2	85	49	1	35	179	5.6	
2019-20	31-7	750/24.2	33-101	.327	26-72	.361	25-30	.833	12	60	72	2.3	78	3	69	24	2	27	117	3.8	
2020-21	8-0	17/2.1	0-1	.000	0-1	.000	3-4	.750	0	2	2	0.3	4	0	0	0	0	0	3	0.4	





## Manhattan Career | Season Game-Highs

### Career Highs

Points	9 (2x last) at Delaware State (12/30/20)
Rebounds	3 at Delaware State (12/30/20)
Assists	1 (5x last) vs. Niagara (1/16/21)
Steals	2 at Rider (3/4/20)
Blocks	N/A
FG Made	3 (2x last) at Delaware State (12/30/20)
FG Attempts	6 at Delaware State (12/30/20)
FT Made	2 at UConn (12/15/18)
FT Attempts	2 at UConn (12/15/18)
3-Pt. Made	3 (2x last) at Delaware State (12/30/20)
3-Pt. Attempts	6 at Delaware State (12/30/20)
Minutes	19 at Delaware State (12/30/20)

### 2020-21 Season Highs

Points	9 at Delaware State (12/30/20)
Rebounds	3 at Delaware State (12/30/20)
Assists	1 (2x last) vs. Niagara (1/16/21)
Steals	1 (2x last) vs. Niagara (1/16/21)
Blocks	N/A
FG Made	3 at Delaware State (12/30/20)
FG Attempts	6 at Delaware State (12/30/20)
FT Made	N/A
FT Attempts	N/A
3-Pt. Made	3 at Delaware State (12/30/20)
3-Pt. Attempts	6 at Delaware State (12/30/20)
Minutes	19 at Delaware State (12/30/20)

## 2020-21 Game-By-Game Stats

#12 Lasko, Ethan																				
				Total		3-Pointers		Free throws		Rebounds										
Opponent	Date	gs	min	fg-fga	pct	3fg-fga	pct	ft-fa	pct	off	def	tot	avg	pf	a	t/o	blk	stl	pts	avg
RIDER	12/11/20	4		0-2	.000	0-2	.000	0-0	.000	1	1	2	2.0	1	0	0	0	0	0	0.0
RIDER	12/12/20	3		0-1	.000	0-1	.000	0-0	.000	0	0	0	1.0	0	0	0	0	0	0	0.0
MARIST	12/19/20	3		0-0	.000	0-0	.000	0-0	.000	1	0	1	1.0	2	0	1	0	0	0	0.0
MARIST	12/20/20	10		0-1	.000	0-1	.000	0-0	.000	0	2	2	1.3	3	0	0	0	0	0	0.0
at Delaware St.	12/30/20	19		3-6	.500	3-6	.500	0-0	.000	1	2	3	1.6	3	1	1	0	0	9	1.8
at Quinnipiac	01/08/21	7		2-2	1.000	1-1	1.000	0-0	.000	0	0	0	1.3	1	0	0	0	0	5	2.3
at Quinnipiac	01/09/21 *	9		1-3	.333	0-2	.000	0-0	.000	0	0	0	1.1	1	0	0	0	0	2	2.3
NIAGARA	01/15/21 *	7		1-1	1.000	1-1	1.000	0-0	.000	0	0	0	1.0	2	0	1	0	1	3	2.4
NIAGARA	01/16/21 *	13		0-4	.000	0-4	.000	0-0	.000	0	2	2	1.1	2	1	1	0	1	0	2.1
at Saint Peter's	01/29/21 *	5		0-0	.000	0-0	.000	0-0	.000	0	0	0	1.0	2	0	0	0	0	0	1.9
at Saint Peter's	01/30/21	2		0-0	.000	0-0	.000	0-0	.000	0	0	0	0.9	0	0	0	0	0	0	1.7
MONMOUTH	02/05/21	1		0-0	.000	0-0	.000	0-0	.000	0	0	0	0.8	1	0	0	0	0	0	1.6
MONMOUTH	02/06/21	0		0-0	.000	0-0	.000	0-0	.000	0	0	0	0.8	1	0	0	0	0	0	1.5
Totals		4	83	7-20	.350	5-18	.278	0-0	.000	3	7	10	0.8	19	2	4	0	2	19	1.5
Games played: 13																				
Minutes/game: 6.4																				
Points/game: 1.5																				
FG Pct: 35.0																				
3FG Pct: 27.8																				
Rebounds/game: 0.8																				
Assists/game: 0.2																				
Turnovers/game: 0.3																				
Assist/turnover ratio: 0.5																				
Steals/game: 0.2																				

## Ethan Lasko (6/4/99) - 21 - \* Career Statistics

Season	gp-gs	min/avg	Total		3-Point		F-Throws		Rebounds				Scoring					
			fg-fga	pct	fg-fga	pct	ft-fa	pct	off	def	tot	avg	pts	fo	ast	to	blk	stl
2017-18*	1-0	1/1.0	0-0	.000	0-0	.000	0-0	.000	0	0	0	0.0	0	0	0	0	0	0
2018-19	18-0	52/2.9	0-4	.000	0-3	.000	3-4	.750	1	6	7	0.4	3	0	1	5	0	0
2019-20	3-0	27/9.0	4-4	1.000	4-4	1.000	0-0	.000	2	1	3	1.0	4	0	2	2	0	2
2020-21	13-4	83/6.4	7-20	.350	5-18	.278	0-0	.000	3	7	10	0.8	19	0	2	4	0	2
TOTAL	34-4	162/4.8	11-28	.393	9-25	.360	3-4	.750	6	14	20	0.6	26	0	5	11	0	4



55

### Manhattan Career Game-Highs

## Career Highs


Points	6 vs. Niagara (1/15/21)
Rebounds	6 vs. Rider (12/11/20)
Assists	3 vs. Rider (12/11/20)
Steals	1 vs. Rider (12/11/20)
Blocks	1 vs. Marist (12/20/20)
FG Made	2 vs. Niagara (1/15/21)
FG Attempts	7 vs. Marist (12/20/20)
FT Made	1 vs. Marist (12/20/20)
FT Attempts	1 vs. Marist (12/20/20)
3-Pt. Made	2 vs. Niagara (1/15/21)
3-Pt. Attempts	5 vs. Marist (12/20/20)
Minutes	33 vs. Marist (12/20/20)

## 2020-21 Game-By-Game Stats

[illegible]

## Nick Brennen (6/2/99) - 21 - \* Career Statistics

			Total		3-Point		F-Throws		Rebounds											Scoring	
Season	gp-gs	min/avg	fg-fga	pct	fg-fga	pct	ft-fta	pct	off	def	tot	avg	pf	fo	ast	to	blk	stl	pts	avg	
2020-21	10-1	104/10.4	4-19	.211	4-15	.267	1-1	1.000	5	10	15	1.5	12	0	6	7	1	1	13	1.3	
TOTAL	10-1	104/10.4	4-19	.211	4-15	.267	1-1	1.000	5	10	15	1.5	12	0	6	7	1	1	13	1.3	



## Manhattan Career | Season Game-Highs

### Career Highs

Points	20 vs. Rider (12/12/20)
Rebounds	9 (3x last) vs. Monmouth (2/6/21)
Assists	5 at Hofstra (12/22/19)
Steals	5 (2x last) at Quinnipiac (1/8/21)
Blocks	2 (4x last) at Saint Peter's (1/30/21)
FG Made	8 vs. Rider (12/12/20)
FG Attempts	18 vs. Monmouth (2/6/21)
FT Made	6 at St. Francis Brooklyn (12/23/18)
FT Attempts	9 at St. Francis Brooklyn (12/23/18)
3-Pt. Made	3 (3x last) vs. Monmouth (2/6/21)
3-Pt. Attempts	6 (2x last) vs. Monmouth (2/6/21)
Minutes	47 at Quinnipiac (1/8/21)

### 2020-21 Season Highs

Points	20 vs. Rider (12/12/20)
Rebounds	9 (3x last) vs. Monmouth (2/6/21)
Assists	4 (2x last) at Saint Peter's (1/29/21)
Steals	5 at Quinnipiac (1/8/21)
Blocks	2 (4x last) at Saint Peter's (1/30/21)
FG Made	8 vs. Rider (12/12/20)
FG Attempts	18 vs. Monmouth (2/6/21)
FT Made	5 (2x last) at Delaware State (12/30/20)
FT Attempts	8 at Delaware State (12/30/20)
3-Pt. Made	3 (2x last) vs. Monmouth (2/6/21)
3-Pt. Attempts	6 vs. Monmouth (2/6/21)
Minutes	47 at Quinnipiac (1/8/21)

## 2020-21 Game-By-Game Stats

#30 Buchanan, Elijah																			
Opponent	Date	gs	min	Total		3-Pointers		Free throws		Rebounds				pf	a	t/o	blk	stl	pts
				fg-fga	pct	3fg-fga	pct	ft-fa	pct	off	def	tot	avg						
RIDER	12/11/20	*	25	2-11	.182	0-3	.000	5-6	.833	4	3	7	7.0	4	1	0	2	0	9
RIDER	12/12/20	*	34	8-11	.727	0-2	.000	4-7	.571	3	4	7	7.0	3	2	2	2	2	20
MARIST	12/19/20	*	33	4-10	.400	1-5	.200	0-0	.000	1	2	3	5.7	3	1	2	1	4	9
at Delaware St.	12/30/20	*	34	5-14	.357	1-5	.200	5-8	.625	2	5	7	6.0	4	2	2	0	2	16
at Quinnipiac	01/08/21	*	47	2-7	.286	0-1	.000	3-4	.750	3	5	8	6.4	3	2	4	1	5	7
at Quinnipiac	01/09/21	*	36	2-13	.154	1-4	.250	0-0	.000	1	3	4	6.0	1	1	1	2	1	5
NIAGARA	01/15/21	*	32	5-13	.385	3-5	.600	1-1	1.000	3	6	9	6.4	2	3	2	2	2	14
NIAGARA	01/16/21	*	32	5-9	.556	2-5	.400	2-2	1.000	1	2	3	6.0	4	4	1	1	1	14
at Saint Peter's	01/29/21	*	35	4-8	.500	0-0	.000	1-3	.333	1	7	8	6.2	3	4	0	1	2	9
at Saint Peter's	01/30/21	*	26	1-8	.125	0-3	.000	0-0	.000	0	3	3	5.9	4	3	2	2	0	2
MONMOUTH	02/05/21	*	29	3-12	.250	0-1	.000	1-1	1.000	5	4	9	6.2	1	3	5	1	1	7
MONMOUTH	02/06/21	*	37	6-18	.333	3-6	.500	1-1	1.000	5	4	9	6.4	2	1	2	1	0	16
Totals			12	400	47-134	.351	11-40	.275	23-33	.697	29	48	77	6.4	34	27	23	16	128
Games played: 12										Rebounds/game: 6.4									
Minutes/game: 33.3										Assists/game: 2.3									
Points/game: 10.7										Turnovers/game: 1.9									
FG Pct: 35.1										Assist/turnover ratio: 1.2									
3FG Pct: 27.5										Steals/game: 1.7									
FT Pct: 69.7										Blocks/game: 1.3									

## Elijah Buchanan (4/8/99) - 21 - \* Career Statistics

Season	gp-gs	min/avg	Total		3-Point		F-Throws		Rebounds				Scoring					
			fg-fga	pct	fg-fga	pct	ft-fa	pct	off	def	tot	avg	pts	fo	ast	to	blk	stl
2018-19	32-9	422/13.2	32-121	.264	6-42	.143	20-45	.444	12	45	57	1.8	71	4	36	39	5	16
2019-20	31-25	676/21.8	92-237	.388	18-68	.265	27-48	.563	26	73	99	3.2	79	0	61	65	2	33
2020-21	12-12	400/33.3	47-134	.351	11-40	.275	23-33	.697	29	48	77	6.4	34	0	27	23	16	20
TOTAL	75-46	1498/20.0	171-492	.348	35-150	.233	70-126	.556	67	166	233	3.1	184	4	124	127	23	69



## Career | Season Game-Highs

### Career Highs

Points	19 vs. Saint Joseph's (1/29/20)
Rebounds	14 at Saint Louis (1/5/20)
Assists	6 vs. La Salle (1/8/20)
Steals	3 (5x last) at Fordham (2/22/20)
Blocks	1 (8x last) at Rhode Island (2/4/20)
FG Made	9 vs. Saint Joseph's (1/29/20)
FG Attempts	12 vs. Saint Joseph's (1/29/20)
FT Made	10 vs. Duquesne (1/25/20)
FT Attempts	12 vs. Duquesne (1/25/20)
3-Pt. Made	1 (13x last) vs. Monmouth (2/6/21)
3-Pt. Attempts	3 (6x last) vs. Monmouth (2/5/21)
Minutes	35 (3x last) vs. Marist (12/19/20)

### 2020-21 Season Highs

Points	9 vs. Rider (12/12/20)
Rebounds	11 at Saint Peter's (1/30/21)
Assists	3 vs. Niagara (1/16/21)
Steals	2 (4x last) at Saint Peter's (1/30/21)
Blocks	N/A
FG Made	4 vs. Rider (12/12/20)
FG Attempts	8 vs. Marist (12/19/20)
FT Made	3 (2x last) vs. Monmouth (2/6/21)
FT Attempts	4 (2x last) vs. Niagara (1/15/21)
3-Pt. Made	1 (4x last) vs. Monmouth (2/6/21)
3-Pt. Attempts	3 (2x last) vs. Monmouth (2/5/21)
Minutes	35 vs. Marist (12/19/20)

## 2020-21 Game-By-Game Stats

#05 Diallo, Samba																					
Opponent	Date	gs	min	Total		3-Pointers		Free throws		Rebounds				pf	a	t/o	blk	stl	pts	avg	
				fg-fga	pct	3fg-fga	pct	ft-fga	pct	off	def	tot	avg								
RIDER	12/11/20	*	14	0-4	.000	0-2	.000	0-1	.000	0	0	0	0.0	4	1	0	0	1	0	0.0	
RIDER	12/12/20	*	31	4-4	1.000	0-0	.000	1-2	.500	3	2	5	2.5	4	0	2	0	2	9	4.5	
MARIST	12/19/20	*	35	2-8	.250	0-2	.000	0-0	.000	2	5	7	4.0	3	1	6	0	1	4	4.3	
MARIST	12/20/20	*	24	1-3	.333	1-1	1.000	2-2	1.000	4	0	4	4.0	4	0	2	0	1	5	4.5	
at Quinnipiac	01/08/21		11	0-2	.000	0-1	.000	1-4	.250	2	0	2	3.6	2	1	1	0	2	1	3.8	
at Quinnipiac	01/09/21		15	3-7	.429	1-3	.333	0-0	.000	1	2	3	3.5	5	1	1	0	1	7	4.3	
NIAGARA	01/15/21		23	1-5	.200	0-2	.000	3-4	.750	1	8	9	4.3	0	2	0	0	0	5	4.4	
NIAGARA	01/16/21		28	2-3	.667	0-1	.000	2-2	1.000	2	8	10	5.0	1	3	2	0	1	6	4.6	
at Saint Peter's	01/29/21	*	28	2-7	.286	1-4	.250	2-4	.500	0	1	1	4.6	3	0	1	0	2	7	4.9	
at Saint Peter's	01/30/21	*	28	0-3	.000	0-1	.000	0-1	.000	2	9	11	5.2	3	2	0	0	2	0	4.4	
MONMOUTH	02/05/21	*	27	1-4	.250	1-3	.333	0-0	.000	0	6	6	5.3	1	1	2	0	0	3	4.3	
MONMOUTH	02/06/21	*	26	2-6	.333	1-2	.500	3-3	1.000	2	8	10	5.7	4	1	5	0	0	8	4.6	
Totals			8	290	18-56	.321	5-22	.227	14-23	.609	19	49	68	5.7	34	13	22	0	13	55	4.6
Games played: 12										Rebounds/game: 5.7											
Minutes/game: 24.2										Assists/game: 1.1											
Points/game: 4.6										Turnovers/game: 1.8											
FG Pct: 32.1										Assist/turnover ratio: 0.6											
3FG Pct: 22.7										Steals/game: 1.1											
FT Pct: 60.9																					

## Samba Diallo (2/6/99) - 22 - \* Career Statistics

			Total		3-Point		F-Throws		Rebounds										Scoring	
Season	gp-gs	min/avg	fg-fga	pct	fg-fga	pct	ft-fga	pct	off	def	tot	avg	pf	fo	ast	to	blk	stl	pts	avg
2018-19*	25-13	424/17.0	34-79	.430	4-17	.235	16-34	.471	26	58	84	3.4	50	2	13	25	2	9	88	3.5
2019-20*	31-30	839/27.1	69-160	.431	5-29	.172	64-95	.674	59	124	183	5.9	86	1	28	48	6	26	207	6.7
2020-21	12-8	290/24.2	18-56	.321	5-22	.227	14-23	.609	19	49	68	5.7	34	1	13	22	0	13	55	4.6
TOTAL	12-8	290/24.2	18-56	.321	5-22	.227	14-23	.609	19	49	68	5.7	34	1	13	22	0	13	55	4.6
All*	68-51	1553/22.8	121-295	.410	14-68	.206	94-152	.618	104	231	335	4.9	170	4	54	95	8	48	350	5.1





## Manhattan Career | Season Game-Highs

### Career Highs

Points	19 vs. Marist (12/20/20)
Rebounds	5 at Quinnipiac (1/9/21)
Assists	2 (2x last) vs. Niagara (1/15/21)
Steals	2 (2x last) at Quinnipiac (1/8/21)
Blocks	1 (2x last) vs. Rider (12/11/20)
FG Made	8 vs. Marist (12/20/20)
FG Attempts	20 vs. Marist (12/20/20)
FT Made	5 vs. Rider (12/12/20)
FT Attempts	10 vs. Rider (12/12/20)
3-Pt. Made	3 vs. Marist (12/20/20)
3-Pt. Attempts	10 (2x last) vs. Marist (12/20/20)
Minutes	41 vs. Marist (12/20/20)

### 2020-21 Season Highs

Points	19 vs. Marist (12/20/20)
Rebounds	5 at Quinnipiac (1/9/21)
Assists	2 (2x last) vs. Niagara (1/15/21)
Steals	2 (2x last) at Quinnipiac (1/8/21)
Blocks	1 vs. Rider (12/11/20)
FG Made	8 vs. Marist (12/20/20)
FG Attempts	20 vs. Marist (12/20/20)
FT Made	5 vs. Rider (12/12/20)
FT Attempts	10 vs. Rider (12/12/20)
3-Pt. Made	3 vs. Marist (12/20/20)
3-Pt. Attempts	10 (2x last) vs. Marist (12/20/20)
Minutes	41 vs. Marist (12/20/20)

## 2020-21 Game-By-Game Stats

#20 Douglas-Stanley, J.																			
Opponent	Date	gs	min	Total		3-Pointers		Free throws		Rebounds				pf	a	t/o	blk	stl	pts
				fg-fga	pct	3fg-fga	pct	ft-fa	pct	off	def	tot	avg						avg
RIDER	12/11/20		32	5-12	.417	2-4	.500	2-2	1.000	0	2	2	2.0	0	2	2	1	1	14
RIDER	12/12/20	*	33	2-11	.182	2-10	.200	5-10	.500	0	4	4	3.0	1	1	3	0	0	11
MARIST	12/19/20	*	35	1-9	.111	1-6	.167	4-4	1.000	1	1	2	2.7	1	0	4	0	2	7
MARIST	12/20/20	*	40	8-20	.400	3-10	.300	0-0	.000	0	3	3	2.8	2	1	0	0	0	19
at Delaware St.	12/30/20	*	16	3-10	.300	0-4	.000	0-1	.000	0	4	4	3.0	1	0	1	0	1	6
at Quinnipiac	01/08/21	*	25	1-11	.091	1-7	.143	0-0	.000	1	3	4	3.2	2	0	2	0	2	3
at Quinnipiac	01/09/21		20	2-10	.200	1-4	.250	1-1	1.000	0	5	5	3.4	2	1	0	0	1	6
NIAGARA	01/15/21		17	0-5	.000	0-4	.000	0-1	.000	0	1	1	3.1	1	2	0	0	0	0
NIAGARA	01/16/21		18	2-7	.286	2-4	.500	0-0	.000	0	0	0	2.8	0	1	1	0	1	6
at Saint Peter's	01/29/21		21	1-7	.143	1-3	.333	0-1	.000	1	1	2	2.7	1	0	1	0	0	3
at Saint Peter's	01/30/21		16	3-6	.500	1-4	.250	1-2	.500	0	0	0	2.5	3	0	2	0	1	8
MONMOUTH	02/05/21		13	1-8	.125	0-6	.000	0-0	.000	1	2	3	2.5	5	1	1	0	0	2
MONMOUTH	02/06/21		12	2-5	.400	1-3	.333	0-0	.000	0	1	1	2.4	1	0	0	0	0	5
Totals		5	298	31-121	.256	15-69	.217	13-22	.591	4	27	31	2.4	20	9	17	1	9	90
Games played: 13										Rebounds/game: 2.4									
Minutes/game: 22.9										Assists/game: 0.7									
Points/game: 6.9										Turnovers/game: 1.3									
FG Pct: 25.6										Assist/turnover ratio: 0.5									
3FG Pct: 21.7										Steals/game: 0.7									
FT Pct: 59.1										Blocks/game: 0.1									

## Jason Douglas-Stanley (1/4/00) - 21 - \* Career Statistics

Season	gp-gs		Total		3-Point		F-Throws		Rebounds				Scoring					
			fg-fga	pct	fg-fga	pct	ft-fa	pct	off	def	tot	avg	pts	fo	ast	to	blk	stl
2018-19*	22-0	200/9.1	14-59	.237	12-47	.255	3-4	.750	2	8	10	0.5	43	0	5	8	1	3
2019-20*	18-0	86/4.8	5-28	.179	5-22	.227	3-4	.750	0	9	9	0.5	18	0	4	2	0	2
2020-21	13-5	298/22.9	31-121	.256	15-69	.217	13-22	.591	4	27	31	2.4	90	1	9	17	1	9
TOTAL	13-5	298/22.9	31-121	.256	15-69	.217	13-22	.591	4	27	31	2.4	90	1	9	17	1	9
All*	53-5	584/11.0	50-208	.240	32-138	.232	19-30	.633	6	44	50	0.9	151	1	18	27	2	14



**Ebube Ebube**  
Forward \* 6-7 \* 220 \* Junior  
San Juan, Puerto Rico  
Lawrenceville School (NJ)

### 2020-21 Season Highs


Points	7 at Quinnipiac (1/8/21)
Rebounds	9 at Quinnipiac (1/9/21)
Assists	1 (2x last) vs. Monmouth (2/5/21)
Steals	2 vs. Marist (12/20/20)
Blocks	1 (2x last) vs. Monmouth (2/6/21)
FG Made	3 at Quinnipiac (1/8/21)
FG Attempts	4 at Quinnipiac (1/8/21)
FT Made	1 at Quinnipiac (1/8/21)
FT Attempts	1 at Quinnipiac (1/8/21)
3-Pt. Made	N/A
3-Pt. Attempts	1 at Quinnipiac (1/9/21)
Minutes	20 at Quinnipiac (1/8/21)

## 2020-21 Game-By-Game Stats

#24 Ebube, Ebube																				
Opponent	Date	gs	min	Total		3-Pointers		Free throws		Rebounds				pf	a	t/o	blk	stl	pts	avg
				fg-fga	pct	3fg-fga	pct	ft-fla	pct	off	def	tot	avg							
MARIST	12/20/20	12		1-1	1.000	0-0	.000	0-0	.000	2	1	3	3.0	5	0	1	0	2	2	2.0
at Delaware St.	12/30/20	16		1-3	.333	0-0	.000	0-0	.000	2	0	2	2.5	1	0	0	0	1	2	2.0
at Quinnipiac	01/08/21	21		3-4	.750	0-0	.000	1-1	1.000	0	6	6	3.7	4	1	1	0	0	7	3.7
at Quinnipiac	01/09/21	18		1-2	.500	0-1	.000	0-0	.000	1	8	9	5.0	1	1	0	1	0	2	3.3
NIAGARA	01/15/21	3		0-0	.000	0-0	.000	0-0	.000	0	1	1	4.2	5	0	0	0	0	0	2.6
NIAGARA	01/16/21	13		0-0	.000	0-0	.000	0-0	.000	1	2	3	4.0	3	0	0	1	0	0	2.2
at Saint Peter's	01/29/21	13		0-0	.000	0-0	.000	0-0	.000	1	3	4	4.0	2	1	0	0	0	0	1.9
at Saint Peter's	01/30/21	7		0-0	.000	0-0	.000	0-0	.000	0	1	1	3.6	2	0	0	0	0	0	1.6
MONMOUTH	02/05/21	14		1-2	.500	0-0	.000	0-0	.000	1	4	5	3.8	1	1	1	0	0	2	1.7
MONMOUTH	02/06/21	14		0-1	.000	0-0	.000	0-0	.000	2	4	6	4.0	2	0	2	1	0	0	1.5
Totals		0	131	7-13	.538	0-1	.000	1-1	1.000	10	30	40	4.0	26	3	6	2	4	15	1.5
Games played: 10										Rebounds/game: 4.0										
Minutes/game: 13.1										Assists/game: 0.3										
Points/game: 1.5										Turnovers/game: 0.6										
FG Pct: 53.8										Assist/turnover ratio: 0.5										
3FG Pct: 0.0										Steals/game: 0.4										
FT Pct: 100.0										Blocks/game: 0.2										

## Ebube Ebube (12/11/97) - 23 - \* Career Statistics

			Total		3-Point		F-Throws		Rebounds										Scoring	
Season	gp-gs	min/avg	fg-fga	pct	fg-fga	pct	ft-fta	pct	off	def	tot	avg	pf	fo	ast	to	blk	stl	pts	avg
2017-18	25-0	178/7.1	6-19	.316	0-4	.000	3-9	.333	21	13	34	1.4	33	0	10	7	5	10	15	0.6
2018-19	31-8	678/21.9	71-159	.447	17-53	.321	15-34	.441	69	79	148	4.8	83	4	24	37	14	20	174	5.6
2019-20	3-0	20/6.7	2-2	1.000	0-0	.000	0-0	.000	2	4	6	2.0	5	0	0	2	1	1	4	1.3
2020-21	10-0	131/13.1	7-13	.538	0-1	.000	1-1	1.000	10	30	40	4.0	26	2	3	6	2	4	15	1.5
TOTAL	69-8	1007/14.6	86-193	.446	17-58	.293	19-44	.432	102	126	228	3.3	147	6	37	52	22	35	208	3.0



**Ant Nelson**  
Guard \* 6-4 \* 180 \* Junior  
New York, NY  
Seton Hall

## Career | Season Game-Highs

### Career Highs

Points	27 vs. Rider (12/12/20)
Rebounds	11 at Quinnipiac (1/8/21)
Assists	8 vs. Sacred Heart (12/19/18)
Steals	3 (3x last) vs. Niagara (1/15/21)
Blocks	1 (4x last) vs. Marist (12/20/20)
FG Made	8 vs. Rider (12/12/20)
FG Attempts	20 at Saint Peter's (1/30/21)
FT Made	8 vs. Rider (12/12/20)
FT Attempts	8 (3x last) at Quinnipiac (1/8/21)
3-Pt. Made	3 (2x last) vs. Rider (12/12/20)
3-Pt. Attempts	7 vs. Marist (12/20/20)
Minutes	40 vs. Marist (12/20/20)

### 2020-21 Season Highs

Points	27 vs. Rider (12/12/20)
Rebounds	11 at Quinnipiac (1/8/21)
Assists	6 vs. Monmouth (2/6/21)
Steals	3 vs. Niagara (1/15/21)
Blocks	1 (2x last) vs. Marist (12/20/20)
FG Made	8 vs. Rider (12/12/20)
FG Attempts	20 at Saint Peter's (1/30/21)
FT Made	8 vs. Rider (12/11/20)
FT Attempts	8 (3x last) at Quinnipiac (1/8/21)
3-Pt. Made	3 (2x last) vs. Rider (12/12/20)
3-Pt. Attempts	7 vs. Marist (12/20/20)
Minutes	40 vs. Marist (12/20/20)

## 2020-21 Game-By-Game Stats

#03 Nelson, Ant																			
Opponent	Date	gs	min	Total		3-Pointers		Free throws		Rebounds				pf	a	t/o	blk	stl	pts
				fg-fga	pct	3fg-fga	pct	ft-fa	pct	off	def	tot	avg						
RIDER	12/11/20	*	25	7-9	.778	3-3	1.000	2-2	1.000	0	1	1	1.0	3	2	4	0	0	19
RIDER	12/12/20	*	36	8-12	.667	3-4	.750	8-8	1.000	1	5	6	3.5	3	4	2	1	1	27
MARIST	12/19/20	*	26	3-8	.375	0-4	.000	5-6	.833	0	1	1	2.7	2	2	3	0	0	11
MARIST	12/20/20	*	41	7-19	.368	2-7	.286	7-8	.875	0	3	3	2.8	3	5	3	1	2	23
at Delaware St.	12/30/20	*	30	3-10	.300	1-3	.333	7-7	1.000	1	3	4	3.0	2	1	3	0	0	14
at Quinnipiac	01/08/21	*	36	4-15	.267	1-6	.167	6-8	.750	3	8	11	4.3	5	4	4	0	1	15
at Quinnipiac	01/09/21	*	25	2-8	.250	0-2	.000	1-3	.333	0	2	2	4.0	3	2	1	0	1	5
NIAGARA	01/15/21	*	25	1-8	.125	0-4	.000	2-2	1.000	1	1	2	3.8	2	3	7	0	3	4
NIAGARA	01/16/21	*	33	4-11	.364	0-3	.000	4-5	.800	2	1	3	3.7	2	2	6	0	0	12
at Saint Peter's	01/29/21	*	23	3-9	.333	1-4	.250	4-4	1.000	0	1	1	3.4	4	1	4	0	0	11
at Saint Peter's	01/30/21	*	33	3-20	.150	1-6	.167	2-2	1.000	1	1	2	3.3	4	3	2	0	1	9
MONMOUTH	02/05/21	*	28	4-7	.571	2-3	.667	4-4	1.000	0	0	0	3.0	2	5	3	0	2	14
MONMOUTH	02/06/21	*	38	4-11	.364	0-1	.000	3-4	.750	0	5	5	3.2	1	6	4	0	1	11
Totals		13	399	53-147	.361	14-50	.280	55-63	.873	9	32	41	3.2	36	40	46	2	12	175
Games played: 13										Rebounds/game: 3.2									
Minutes/game: 30.7										Assists/game: 3.1									
Points/game: 13.5										Turnovers/game: 3.5									
FG Pct: 36.1										Assist/turnover ratio: 0.9									
3FG Pct: 28.0										Steals/game: 0.9									
FT Pct: 87.3										Blocks/game: 0.2									

## Ant Nelson (10/20/98) - 22 - \* Career Statistics

Season	gp-gs		Total		3-Point		F-Throws		Rebounds				Scoring					
			fg-fga	pct	fg-fga	pct	ft-fa	pct	off	def	tot	avg	pts	fo	ast	to	blk	stl
2018-19*	34-0	356/10.5	30-87	.345	6-20	.300	16-23	.696	4	29	33	1.0	82	0	62	27	2	11
2019-20*	27-2	335/12.4	28-64	.438	4-15	.267	14-23	.609	3	21	24	0.9	74	0	61	38	0	13
2020-21	13-13	399/30.7	53-147	.361	14-50	.280	55-63	.873	9	32	41	3.2	175	1	40	46	2	12
TOTAL	13-13	399/30.7	53-147	.361	14-50	.280	55-63	.873	9	32	41	3.2	175	1	40	46	2	12
All*	74-15	1090/14.7	111-298	.372	24-85	.282	85-109	.780	16	82	98	1.3	331	1	163	111	4	36



## Manhattan Career | Season Game-Highs

## Career Highs

Points	22 vs. Niagara (1/5/19)
Rebounds	4 (3x last) at Saint Peter's (1/31/20)
Assists	7 vs. Rider (1/26/20)
Steals	5 (3x last) at Samford (11/19/19)
Blocks	2 at Saint Peter's (1/30/21)
FG Made	6 (4x last) at Saint Peter's (1/30/21)
FG Attempts	13 (3x last) vs. Monmouth (2/5/21)
FT Made	7 (3x last) vs. Marist (2/26/20)
FT Attempts	9 vs. Marist (2/26/20)
3-Pt. Made	5 (2x last) at Saint Peter's (1/30/21)
3-Pt. Attempts	11 (3x last) vs. Monmouth (2/5/21)
Minutes	40 vs. Monmouth (2/6/21)

### 2019-20 Season Highs

Points	18 at Saint Peter's (1/30/21)
Rebounds	3 (2x last) vs. Niagara (1/15/21)
Assists	5 at Quinnipiac (1/8/21)
Steals	4 (2x last) vs. Monmouth (2/6/21)
Blocks	2 at Saint Peter's (1/30/21)
FG Made	6 at Saint Peter's (1/30/21)
FG Attempts	13 (3x last) vs. Monmouth (2/5/21)
FT Made	4 vs. Monmouth (2/6/21)
FT Attempts	4 (2x last) vs. Monmouth (2/6/21)
3-Pt. Made	5 at Saint Peter's (1/30/21)
3-Pt. Attempts	11 (2x last) vs. Monmouth (2/5/21)
Minutes	40 vs. Monmouth (2/6/21)


## 2020-21 Game-By-Game Stats

#04 Stewart, Samir																					
Opponent	Date	gs	min	Total		3-Pointers		Free throws		Rebounds											
				fg-fga	pct	3fg-fga	pct	ft-fga	pct	off	def	tot	avg	pf	a	tlo	bik	stl	pts	avg	
RIDER	12/11/20	*	25	1-10	.100	1-9	.111	0-0	.000	1	2	3	3.0	1	2	0	0	0	3	3.0	
at Quinnipiac	01/08/21		32	4-13	.308	2-8	.250	0-1	.000	0	2	2	2.5	4	5	2	0	0	10	6.5	
at Quinnipiac	01/09/21		22	2-3	.667	2-3	.667	2-4	.500	1	0	1	2.0	3	2	2	0	2	8	7.0	
NIAGARA	01/15/21		30	4-9	.444	2-7	.286	3-3	1.000	3	0	3	2.3	1	3	4	0	4	13	8.5	
NIAGARA	01/16/21		16	3-7	.429	2-4	.500	0-0	.000	1	0	1	2.0	3	2	1	0	0	8	8.4	
at Saint Peter's	01/29/21		25	3-7	.429	2-5	.400	2-3	.667	1	0	1	1.8	3	4	1	0	3	10	8.7	
at Saint Peter's	01/30/21	*	33	6-13	.462	5-11	.455	1-2	.500	0	2	2	1.9	2	0	1	2	1	18	10.0	
MONMOUTH	02/05/21	*	31	2-13	.154	2-11	.182	0-0	.000	1	0	1	1.8	4	3	0	0	1	6	9.5	
MONMOUTH	02/06/21	*	39	1-7	.143	1-6	.167	4-4	1.000	1	2	3	1.9	3	4	2	0	4	7	9.2	
Totals			4	253	26-82	.317	19-64	.297	12-17	.706	9	8	17	1.9	24	25	13	2	15	83	9.2
Games played: 9										Rebounds/game: 1.9											
Minutes/game: 28.1										Assists/game: 2.8											
Points/game: 9.2										Turnovers/game: 1.4											
FG Pct: 31.7										Assist/turnover ratio: 1.9											
3FG Pct: 29.7										Steals/game: 1.7											
FT Pct: 70.6										Blocks/game: 0.2											

## Samir Stewart (8/16/98) - 22 - \* Career Statistics

			Total		3-Point		F-Throws		Rebounds										Scoring	
Season	gp-gs	min/avg	fg-fga	pct	fg-fga	pct	ft-fta	pct	off	def	tot	avg	pf	fo	ast	to	blk	stl	pts	avg
2018-19	32-12	708/22.1	61-163	.374	49-123	.398	40-47	.851	11	25	36	1.1	69	2	63	57	1	29	211	6.6
2019-20	30-26	837/27.9	77-235	.328	51-179	.285	46-63	.730	8	33	41	1.4	88	3	89	54	3	32	251	8.4
2020-21	9-4	253/28.1	26-82	.317	19-64	.297	12-17	.706	9	8	17	1.9	24	0	25	13	2	15	83	9.2
TOTAL	71-42	1798/25.3	164-480	.342	119-366	.325	98-127	.772	28	66	94	1.3	181	5	177	124	6	76	545	7.7





## Manhattan Career Game-Highs

## Career Highs

Points	12 vs. Monmouth (2/5/21)
Rebounds	9 at Delaware State (12/30/20)
Assists	4 (2x last) vs. Marist (12/20/20)
Steals	3 vs. Marist (12/20/20)
Blocks	1 (3x last) at Saint Peter's (1/30/21)
FG Made	5 vs. Monmouth (2/5/21)
FG Attempts	10 (2x last) vs. Monmouth (2/5/21)
FT Made	2 (4x last) at Saint Peter's (1/31/21)
FT Attempts	3 at Saint Peter's (1/31/21)
3-Pt. Made	2 (2x last) vs. Niagara (1/15/21)
3-Pt. Attempts	4 (2x last) vs. Monmouth (2/5/21)
Minutes	41 at Quinnipiac (1/8/21)

## 2020-21 Game-By-Game Stats

#14 Watson, Marques																						
Opponent	Date	gs	min	Total		3-Pointers		Free throws		Rebounds												
				fg-fga	pt	3fg-fga	pt	ft-fita	pt	off	def	tot	avg	pf	a	t/o	blk	stl	pts	avg		
RIDER	12/11/20	20	3-4	.750	2-2	1.000	2-2	1.000	1	1	2	2.0	1	0	0	0	0	10	10.0			
RIDER	12/12/20	25	0-2	.000	0-1	.000	2-2	1.000	0	3	3	2.5	2	4	3	1	0	2	6.0			
MARIST	12/19/20	16	1-3	.333	0-2	.000	0-0	.000	0	3	3	2.7	0	0	1	0	2	2	4.7			
MARIST	12/20/20	40	3-9	.333	1-2	.500	2-2	1.000	4	4	8	4.0	1	4	2	0	3	9	5.8			
at Delaware St.	12/30/20	*	38	2-4	.500	0-1	.000	1-2	.500	4	5	9	5.0	2	0	0	1	0	5.6			
at Quinnipiac	01/08/21	*	41	4-10	.400	1-4	.250	1-2	.500	4	3	7	5.3	3	2	2	0	1	10	6.3		
at Quinnipiac	01/09/21	*	27	2-6	.333	1-3	.333	0-2	.000	2	1	3	5.0	2	0	0	0	1	5	6.1		
NIAGARA	01/15/21	*	22	2-5	.400	2-2	1.000	1-2	.500	0	2	2	4.6	2	1	1	0	0	7	6.3		
NIAGARA	01/16/21	*	15	0-0	.000	0-0	.000	0-0	.000	0	1	1	4.2	3	0	1	0	0	0	5.6		
at Saint Peter's	01/29/21	5	0-1	.000	0-1	.000	0-0	.000	0	2	2	4.0	1	0	2	0	0	0	5.0			
at Saint Peter's	01/30/21	16	1-2	.500	0-1	.000	2-3	.667	1	4	5	4.1	0	1	2	1	1	4	4.9			
MONMOUTH	02/05/21	25	5-10	.500	1-4	.250	1-1	1.000	1	2	3	4.0	3	2	1	0	0	12	5.5			
MONMOUTH	02/06/21	17	1-5	.200	0-2	.000	0-2	.000	0	4	4	4.0	4	1	3	0	0	2	5.2			
Totals		5	307	24-61	.393	8-25	.320	12-20	.600	17	35	52	4.0	24	15	18	3	8	68	5.2		
Games played: 13										Rebounds/game: 4.0												
Minutes/game: 23.6										Assists/game: 1.2												
Points/game: 5.2										Turnovers/game: 1.4												
FG Pct: 39.3										Assist/turnover ratio: 0.8												
3FG Pct: 32.0										Steals/game: 0.6												
FT Pct: 60.0										Blocks/game: 0.2												

## Marques Watson (11/21/98) - 22 - \* Career Statistics

			Total		3-Point		F-Throws		Rebounds											Scoring	
Season	gp-gs	min/avg	fg-fga	pct	fg-fga	pct	ft-fta	pct	off	def	tot	avg	pf	fo	ast	to	blk	stl	pts	avg	
2020-21	13-5	307/23.6	24-61	.393	8-25	.320	12-20	.600	17	35	52	4.0	24	0	15	18	3	8	68	5.2	
TOTAL	13-5	307/23.6	24-61	.393	8-25	.320	12-20	.600	17	35	52	4.0	24	0	15	18	3	8	68	5.2	



## Manhattan Career | Season Game-Highs

### Career Highs

Points	27 against Canisius (3/8/19)
Rebounds	11 (3x last) at Saint Peter's (1/30/21)
Assists	3 vs. Monmouth (2/6/21)
Steals	3 at Monmouth (3/1/20)
Blocks	4 (2x last) at Delaware State (12/30/20)
FG Made	11 against Canisius (3/8/19)
FG Attempts	15 against Canisius (3/8/19)
FT Made	7 at Quinnipiac (1/8/21)
FT Attempts	11 (2x last) vs. Monmouth (2/6/21)
3-Pt. Made	N/A
3-Pt. Attempts	N/A
Minutes	35 vs. Monmouth (3/1/19)

### 2020-21 Season Highs


Points	20 vs. Monmouth (2/6/21)
Rebounds	11 (3x last) at Saint Peter's (1/30/21)
Assists	3 vs. Monmouth (2/6/21)
Steals	2 vs. Rider (12/11/20)
Blocks	4 at Delaware State (12/30/20)
FG Made	7 (2x last) vs. Monmouth (2/6/21)
FG Attempts	11 (2x last) vs. Monmouth (2/5/21)
FT Made	7 at Quinnipiac (1/8/21)
FT Attempts	11 (2x last) vs. Monmouth (2/6/21)
3-Pt. Made	N/A
3-Pt. Attempts	N/A
Minutes	32 vs. Niagara (1/15/21)

## 2020-21 Game-By-Game Stats

#00 Williams, Warren																					
Opponent	Date	gs	min	Total		3-Pointers		Free throws		Rebounds				pf	a	t/o	blk	stl	pts	avg	
				fg-fga	pct	3fg-fga	pct	ft-fga	pct	off	def	tot	avg								
RIDER	12/11/20	*	25	3-7	.429	0-0	.000	0-1	.000	1	2	3	3.0	1	0	3	1	2	6	6.0	
RIDER	12/12/20	*	21	4-6	.667	0-0	.000	2-2	1.000	1	4	5	4.0	4	1	3	2	0	10	8.0	
MARIST	12/19/20	*	26	1-2	.500	0-0	.000	2-4	.500	1	5	6	4.7	1	0	7	0	1	4	6.7	
MARIST	12/20/20	*	18	2-4	.500	0-0	.000	1-4	.250	2	2	4	4.5	5	0	1	1	0	5	6.3	
at Delaware St.	12/30/20	*	24	4-8	.500	0-0	.000	2-6	.333	3	8	11	5.8	1	1	3	4	0	10	7.0	
at Quinnipiac	01/08/21	*	27	6-10	.600	0-0	.000	7-9	.778	5	4	9	6.3	4	0	1	2	0	19	9.0	
at Quinnipiac	01/09/21	*	22	2-7	.286	0-0	.000	1-2	.500	1	4	5	6.1	2	1	1	2	0	5	8.4	
NIAGARA	01/15/21	*	32	3-7	.429	0-0	.000	0-2	.000	6	5	11	6.8	3	1	4	3	1	6	8.1	
NIAGARA	01/16/21	*	26	4-6	.667	0-0	.000	4-4	1.000	4	6	10	7.1	3	1	0	1	0	12	8.6	
at Saint Peter's	01/29/21	*	27	4-11	.364	0-0	.000	5-11	.455	2	4	6	7.0	4	0	2	1	0	13	9.0	
at Saint Peter's	01/30/21	*	27	4-6	.667	0-0	.000	5-6	.833	5	6	11	7.4	5	0	5	0	1	13	9.4	
MONMOUTH	02/05/21	*	26	7-11	.636	0-0	.000	2-6	.333	5	5	10	7.6	3	1	0	1	1	16	9.9	
MONMOUTH	02/06/21	*	31	7-9	.778	0-0	.000	6-11	.545	2	7	9	7.7	4	3	1	1	1	20	10.7	
Totals			13	332	51-94	.543	0-0	.000	37-68	.544	38	62	100	7.7	40	9	31	19	7	139	10.7
Games played: 13										Rebounds/game: 7.7											
Minutes/game: 25.5										Assists/game: 0.7											
Points/game: 10.7										Turnovers/game: 2.4											
FG Pct: 54.3										Assist/turnover ratio: 0.3											
FT Pct: 54.4										Steals/game: 0.5											
										Blocks/game: 1.5											


## Warren Williams (6/28/98) - 22 - \* Career Statistics

			Total		3-Point		F-Throws		Rebounds											Scoring	
Season	gp-gs	min/avg	fg-fga	pct	fg-fga	pct	ft-fga	pct	off	def	tot	avg	pf	fo	ast	to	blk	stl	pts	avg	
2018-19	32-24	607/19.0	116-203	.571	0-1	.000	61-123	.496	52	73	125	3.9	98	2	17	65	23	14	293	9.2	
2019-20	29-0	486/16.8	94-164	.573	0-0	.000	54-92	.587	40	58	98	3.4	70	1	10	38	21	14	242	8.3	
2020-21	13-13	332/25.5	51-94	.543	0-0	.000	37-68	.544	38	62	100	7.7	40	2	9	31	19	7	139	10.7	
TOTAL	74-37	1425/19.3	261-461	.566	0-1	.000	152-283	.537	130	193	323	4.4	208	5	36	134	63	35	674	9.1	



# Adam Cisse

Forward \* 6-10 \* 220 \* Sophomore  
Bronx, NY  
Cardinal Hayes



## 23

## Manhattan Career | Season Game-Highs

### Career Highs

Points	2 (5x last) at Saint Peter's (1/31/20)
Rebounds	3 at Samford (11/19/19)
Assists	N/A
Steals	2 vs. Western Michigan (12/14/19)
Blocks	2 vs. Western Michigan (12/14/19)
FG Made	1 (3x last) vs. Siena (1/12/20)
FG Attempts	3 (2x last) vs. Siena (1/12/20)
FT Made	2 (2x last) at Saint Peter's (1/31/20)
FT Attempts	2 (3x last) at Saint Peter's (1/31/20)
3-Pt. Made	N/A
3-Pt. Attempts	N/A
Minutes	9 at Samford (11/19/19)

### 2020-21 Season Highs


Points	N/A
Rebounds	N/A
Assists	N/A
Steals	N/A
Blocks	N/A
FG Made	N/A
FG Attempts	N/A
FT Made	N/A
FT Attempts	N/A
3-Pt. Made	N/A
3-Pt. Attempts	N/A
Minutes	N/A

## 2019-20 Game-By-Game Stats

#31 Cisse, Adam																			
Opponent	Date	gs	min	Total		3-Pointers		Free throws		Rebounds				pf	a	t/o	blk	stl	pts
				fg	pct	fg	pct	ft	pct	off	def	tot	avg						avg
DELAWARE ST.	11/12/19	6	0-1	.000	0-0	.000	1-2	.500	1	1	2	2.0	0	0	0	1	1	1.0	
UALBANY	11/16/19	5	1-1	1.000	0-0	.000	0-0	.000	1	1	2	2.0	5	0	1	1	0	2	1.5
at Samford	11/19/19	9	1-3	.333	0-0	.000	0-0	.000	2	1	3	2.3	1	0	0	1	2	1.7	
at Rhode Island	11/27/19	5	0-0	.000	0-0	.000	0-0	.000	0	0	0	1.8	0	0	0	0	0	0	1.3
at Stony Brook	12/02/19	3	0-0	.000	0-0	.000	0-0	.000	0	0	0	1.4	0	0	0	0	0	0	1.0
WESTERN MICHIGAN	12/14/19	8	0-0	.000	0-0	.000	2-2	1.000	1	0	1	1.3	2	0	0	2	2	2	1.2
at Niagara	01/05/20	0	0-0	.000	0-0	.000	0-0	.000	0	0	0	1.1	0	0	0	0	0	0	1.0
SIENA	01/12/20	3	1-3	.333	0-0	.000	0-0	.000	1	0	1	1.1	0	0	0	0	0	2	1.1
at Marist	01/22/20	1	0-1	.000	0-0	.000	0-0	.000	0	0	0	1.0	0	0	0	0	0	0	1.0
RIDER	01/26/20	3	0-0	.000	0-0	.000	0-0	.000	1	0	1	1.0	0	0	0	0	0	0	0.9
at Saint Peter's	01/31/20	4	0-0	.000	0-0	.000	2-2	1.000	1	0	1	1.0	2	0	0	0	0	2	1.0
IONA	02/02/20	1	0-0	.000	0-0	.000	0-0	.000	0	1	1	1.0	0	0	0	0	0	0	0.9
NIAGARA	02/07/20	4	0-1	.000	0-0	.000	0-0	.000	1	1	2	1.1	2	0	1	1	0	0	0.8
at Quinnipiac	02/09/20	0	0-0	.000	0-0	.000	0-0	.000	0	0	0	1.0	0	0	0	0	0	0	0.8
at Iona	02/14/20	4	0-0	.000	0-0	.000	0-0	.000	0	0	0	0.9	0	0	0	0	0	0	0.7
at Siena	02/16/20	0	0-0	.000	0-0	.000	0-0	.000	0	0	0	0.9	0	0	0	0	0	0	0.7
CANISIUS	02/23/20	4	0-0	.000	0-0	.000	0-0	.000	0	0	0	0.8	1	0	0	0	0	0	0.6
at Monmouth	03/01/20	2	0-0	.000	0-0	.000	0-0	.000	0	1	1	0.8	0	0	0	0	0	0	0.6
vs Fairfield	03/10/20	1	0-0	.000	0-0	.000	0-0	.000	0	0	0	0.8	0	0	0	0	0	0	0.6
vs Siena	03/11/20	1	0-0	.000	0-0	.000	0-0	.000	0	0	0	0.8	0	0	0	0	0	0	0.6
Totals		0	64	3-10	.300	0-0	.000	5-6	.833	9	6	15	0.8	13	0	2	4	4	11
Games played: 20																			
Minutes/game: 3.2																			
Points/game: 0.6																			
FG Pct: 30.0																			
FT Pct: 83.3																			
Rebounds/game: 0.8																			
Turnovers/game: 0.1																			
Steals/game: 0.2																			
Blocks/game: 0.2																			

## Adam Cisse (9/8/00) - 20 - \* Career Statistics

Season	gp-gs	min/avg	Total		3-Point		F-Throws		Rebounds				Scoring					
			fg	pct	fg	pct	ft	pct	off	def	tot	avg	pts	ast	to	blk	stl	avg
2019-20	20-0	64/3.2	3-10	.300	0-0	.000	5-6	.833	9	6	15	0.8	13	1	0	2	4	11
TOTAL	20-0	64/3.2	3-10	.300	0-0	.000	5-6	.833	9	6	15	0.8	13	1	0	2	4	11



**Romar Reid**

Guard \* 6-2 \* 175 \* Sophomore  
New Rochelle, NY  
Woodstock Academy (CT)

## Manhattan Career | Season Game-Highs

### Career Highs

Points	3 (6x last) vs. Monmouth (2/5/21)
Rebounds	4 at Rider (3/4/20)
Assists	3 at Marist (1/22/20)
Steals	1 (2x last) at Marist (12/19/20)
Blocks	1 (2x last) at Saint Peter's (1/31/20)
FG Made	1 (8x last) vs. Monmouth (2/5/21)
FG Attempts	4 (3x last) at Delaware State (12/30/20)
FT Made	2 (7x last) at Saint Peter's (1/29/21)
FT Attempts	3 at Stony Brook (12/2/19)
3-Pt. Made	1 (6x last) vs. Monmouth (2/5/21)
3-Pt. Attempts	4 vs. Quinnipiac (1/16/20)
Minutes	19 at Delaware State (12/30/20)

### 2020-21 Season Highs

Points	3 (3x last) vs. Monmouth (2/5/21)
Rebounds	3 at Delaware State (12/30/20)
Assists	2 vs. Rider (12/11/20)
Steals	1 vs. Marist (12/19/20)
Blocks	N/A
FG Made	1 (4x last) vs. Monmouth (2/5/21)
FG Attempts	4 at Delaware State (12/30/20)
FT Made	2 (3x last) at Saint Peter's (1/29/21)
FT Attempts	2 (3x last) at Saint Peter's (1/29/21)
3-Pt. Made	1 (3x last) vs. Monmouth (2/5/21)
3-Pt. Attempts	2 (3x last) vs. Monmouth (2/5/21)
Minutes	19 at Delaware State (12/30/20)

## 2020-21 Game-By-Game Stats

#02 Reid, Romar																			
Opponent	Date	gs	min	Total		3-Pointers		Free throws		Rebounds				pf	a	t/o	blk	stl	pts
				fg-fga	pct	3fg-fga	pct	ft-fa	pct	off	def	tot	avg						avg
RIDER	12/11/20	12		1-2	.500	1-2	.500	0-1	.000	0	0	0	0.0	0	2	0	0	0	3
RIDER	12/12/20	7		1-1	1.000	1-1	1.000	0-0	.000	0	1	1	0.5	3	1	0	0	0	3
MARIST	12/19/20	17		1-2	.500	0-1	.000	0-0	.000	0	0	0	0.3	2	0	1	0	1	2
MARIST	12/20/20	5		0-0	.000	0-0	.000	0-0	.000	0	0	0	0.3	1	0	0	0	0	0
at Delaware St.	12/30/20	19		0-4	.000	0-2	.000	2-2	1.000	0	1	1	0.4	2	3	1	0	0	2
at Quinnipiac	01/08/21	3		0-0	.000	0-0	.000	2-2	1.000	1	0	1	0.5	0	0	0	0	0	2
at Saint Peter's	01/29/21	8		0-0	.000	0-0	.000	2-2	1.000	0	1	1	0.6	0	0	1	0	0	2
at Saint Peter's	01/30/21	3		0-0	.000	0-0	.000	0-0	.000	0	0	0	0.5	2	0	0	0	0	1.8
MONMOUTH	02/05/21	6		1-2	.500	1-2	.500	0-0	.000	0	0	0	0.4	2	0	0	0	0	3
MONMOUTH	02/06/21	5		0-0	.000	0-0	.000	0-0	.000	0	0	0	0.4	2	0	1	0	0	1.7
Totals		0	85	4-11	.364	3-8	.375	6-7	.857	1	3	4	0.4	14	6	4	0	1	17
Games played: 10										Rebounds/game: 0.4									
Minutes/game: 8.5										Assists/game: 0.6									
Points/game: 1.7										Turnovers/game: 0.4									
FG Pct: 36.4										Assist/turnover ratio: 1.5									
3FG Pct: 37.5										Steals/game: 0.1									
FT Pct: 85.7																			

## Romar Reid (8/16/00) - 20 - \* Career Statistics

Season	gp-gs		min/avg		Total		3-Point		F-Throws		Rebounds				Scoring					
					fg-fga	pct	fg-fga	pct	ft-fa	pct	off	def	tot	avg	pf	fo	ast	to	blk	stl
2019-20	26-0		156/6.0		4-30	.133	3-21	.143	9-12	.750	5	7	12	0.5	23	0	15	19	2	1
2020-21	10-0		85/8.5		4-11	.364	3-8	.375	6-7	.857	1	3	4	0.4	14	0	6	4	0	1
TOTAL	36-0		241/6.7		8-41	.195	6-29	.207	15-19	.789	6	10	16	0.4	37	0	21	23	2	2





## Manhattan Career | Season Game-Highs

### Career Highs

Points	3 (3x last) at Canisius (2/17/19)
Rebounds	3 vs. Rider (2/5/19)
Assists	1 (3x last) at Saint Peter's (2/2/19)
Steals	N/A
Blocks	1 (2x last) vs. Rider (2/5/19)
FG Made	1 (5x last) at Canisius (2/17/19)
FG Attempts	2 (2x last) vs. Siena (2/8/19)
FT Made	N/A
FT Attempts	N/A
3-Pt. Made	1 (3x last) at Canisius (2/17/19)
3-Pt. Attempts	2 at UMBC (11/12/18)
Minutes	14 vs. Fairfield (1/31/19)

### 2020-21 Game Highs

Points	N/A
Rebounds	N/A
Assists	N/A
Steals	N/A
Blocks	N/A
FG Made	N/A
FG Attempts	N/A
FT Made	N/A
FT Attempts	N/A
3-Pt. Made	N/A
3-Pt. Attempts	N/A
Minutes	N/A

## 2018-19 Game-By-Game Stats

#11 Schreier, Daniel																			
Opponent	Date	qs	min	Total		3-Pointers		Free throws		Rebounds				pf	a	t/o	blk	stl	pts
				fg	fga	3fg	3fga	ft	fta	off	def	tot	avg						avg
ELON	11/06/18	6		1-1	1.000	1-1	1.000	0-0	.000	0	0	0	0.0	0	0	0	0	0	3.0
at UMBC	11/12/18 *	12		0-2	.000	0-2	.000	0-0	.000	0	0	0	0.0	2	1	1	0	0	1.5
at Northern Kentucky	11/17/18	2		0-0	.000	0-0	.000	0-0	.000	0	0	0	0.0	1	0	1	0	0	1.0
FORDHAM	12/01/18	1		0-0	.000	0-0	.000	0-0	.000	0	0	0	0.0	0	0	0	0	0	0.8
NIAGARA	01/05/19	5		1-1	1.000	0-0	.000	0-0	.000	0	0	0	0.0	0	0	0	0	0	2.0
at Marist	01/08/19	3		0-0	.000	0-0	.000	0-0	.000	0	0	0	0.0	0	0	0	0	0	0.8
at Saint Peter's	01/17/19	6		0-0	.000	0-0	.000	0-0	.000	0	1	1	0.1	0	0	0	0	0	0.7
at Rider	01/19/19	2		0-0	.000	0-0	.000	0-0	.000	0	0	0	0.1	0	0	0	0	0	0.6
at Siena	01/26/19	10		0-0	.000	0-0	.000	0-0	.000	0	1	1	0.2	0	0	0	0	0	0.6
FAIRFIELD	01/31/19	14		1-1	1.000	1-1	1.000	0-0	.000	1	1	2	0.4	1	1	3	0	0	3.8
SAINT PETER'S	02/02/19	13		0-1	.000	0-1	.000	0-0	.000	0	2	2	0.5	3	1	1	1	0	0.7
RIDER	02/05/19	7		0-1	.000	0-1	.000	0-0	.000	1	2	3	0.8	1	0	0	1	0	0.7
SIENA	02/08/19	2		1-2	.500	0-1	.000	0-0	.000	1	0	1	0.8	0	0	0	0	0	2.8
at Niagara	02/15/19	3		0-0	.000	0-0	.000	0-0	.000	0	1	1	0.8	0	0	0	0	0	0.7
at Canisius	02/17/19	5		1-1	1.000	1-1	1.000	0-0	.000	0	0	0	0.7	0	0	0	0	0	3.9
IONA	02/22/19	4		0-0	.000	0-0	.000	0-0	.000	0	0	0	0.7	1	0	0	0	0	0.8
at Fairfield	02/24/19	3		0-0	.000	0-0	.000	0-0	.000	0	0	0	0.6	0	0	0	0	0	0.8
Totals		1	98	5-10	.500	3-8	.375	0-0	.000	3	8	11	0.6	9	3	6	2	0	13.8
Games played: 17										Rebounds/game: 0.6									
Minutes/game: 5.8										Assists/game: 0.2									
Points/game: 0.8										Turnovers/game: 0.4									
FG Pct: 50.0										Assist/turnover ratio: 0.5									
3FG Pct: 37.5										Blocks/game: 0.1									

## Daniel Schreier (3/22/99) - 21 - \* Career Statistics

			Total		3-Point		F-Throws		Rebounds											Scoring	
Season	gp-gs	min/avg	fg-fga	pct	fg-fga	pct	ft-fta	pct	off	def	tot	avg	pf	fo	ast	to	blk	stl	pts	avg	
2018-19	17-1	98/5.8	5-10	.500	3-8	.375	0-0	.000	3	8	11	0.6	9	0	3	6	2	0	13	0.8	
TOTAL	17-1	98/5.8	5-10	.500	3-8	.375	0-0	.000	3	8	11	0.6	9	0	3	6	2	0	13	0.8	



**2020-2021 Manhattan Basketball**  
**Manhattan Team Game-by-Game (as of Feb 09, 2021)**  
**All games**



TEAM STATISTICS

Opponent	Date	Score		Total		3-Pointers		Free throws		Rebounds				pf	a	t/o	blk	stl	pts	avg
				fg-fga	pct	3fg-fga	pct	ft-fa	pct	off	def	tot	avg							
RIDER	12/11/20	64-82	L	22-64	.344	9-29	.310	11-15	.733	11	17	28	28.0	18	13	11	4	5	64	64.0
RIDER	12/12/20	87-77	W	28-49	.571	7-20	.350	24-33	.727	9	23	32	30.0	22	14	15	6	5	87	75.5
MARIST	12/19/20	39-61	L	13-44	.295	2-22	.091	11-14	.786	9	20	29	29.7	15	4	26	1	11	39	63.3
MARIST	12/20/20	67-72	Lot	23-64	.359	8-26	.308	13-17	.765	16	16	32	30.3	29	11	14	3	8	67	64.2
at Delaware St.	12/30/20	65-59	W	21-61	.344	5-23	.217	18-28	.643	17	31	48	33.8	17	9	14	5	4	65	64.4
at Quinnipiac	01/08/21	79-84	Lot	26-74	.351	6-28	.214	21-31	.677	19	31	50	36.5	28	15	18	3	11	79	66.8
at Quinnipiac	01/09/21	45-42	W	17-60	.283	6-23	.261	5-12	.417	7	26	33	36.0	20	9	6	5	7	45	63.7
NIAGARA	01/15/21	58-49	W	19-55	.345	10-27	.370	10-15	.667	15	26	41	36.6	19	15	19	5	11	58	63.0
NIAGARA	01/16/21	58-55	W	20-48	.417	6-22	.273	12-13	.923	12	24	36	36.6	22	14	15	2	5	58	62.4
at Saint Peter's	01/29/21	55-59	L	17-50	.340	5-17	.294	16-28	.571	7	23	30	35.9	23	9	12	2	7	55	61.7
at Saint Peter's	01/30/21	54-68	L	18-58	.310	7-26	.269	11-16	.688	11	27	38	36.1	27	9	15	5	7	54	61.0
MONMOUTH	02/05/21	65-70	L	25-69	.362	7-30	.233	8-12	.667	14	25	39	36.3	23	17	13	2	5	65	61.3
MONMOUTH	02/06/21	69-71	Lot	23-63	.365	6-20	.300	17-25	.680	15	35	50	37.4	26	16	20	3	6	69	61.9
Manhattan		805		272-759	.358	84-313	.268	177-259	.683	162	324	486	37.4	289	155	198	46	92	805	61.9
Opponents		849		285-692	.412	68-220	.309	211-309	.683	128	365	493	37.9	267	157	205	56	78	849	65.3



**2020-2021 Manhattan Basketball**  
**Manhattan Opponent Game-by-Game (as of Feb 09, 2021)**  
**All games**



OPPONENT STATISTICS

Opponent	Date	Score		Total		3-Pointers		Free throws		Rebounds				pf	a	t/o	blk	stl	pts	avg
				fg-fga	pct	3fg-fga	pct	ft-fa	pct	off	def	tot	avg							
RIDER	12/11/20	64-82	L	30-59	.508	6-9	.667	16-23	.696	14	33	47	47.0	17	19	16	4	7	82	82.0
RIDER	12/12/20	87-77	W	28-58	.483	6-17	.353	15-21	.714	10	17	27	37.0	24	13	11	1	6	77	79.5
MARIST	12/19/20	39-61	L	20-45	.444	12-24	.500	9-10	.900	6	25	31	35.0	15	13	23	3	10	61	73.3
MARIST	12/20/20	67-72	Lot	19-43	.442	2-12	.167	32-40	.800	11	27	38	35.8	24	9	21	5	4	72	73.0
at Delaware St.	12/30/20	65-59	W	25-66	.379	3-19	.158	6-12	.500	12	27	39	36.4	25	11	12	7	4	59	70.2
at Quinnipiac	01/08/21	79-84	Lot	27-60	.450	5-21	.238	25-33	.758	7	29	36	36.3	20	19	17	6	8	84	72.5
at Quinnipiac	01/09/21	45-42	W	14-44	.318	3-16	.188	11-20	.550	6	37	43	37.3	18	4	15	4	1	42	68.1
NIAGARA	01/15/21	58-49	W	16-44	.364	5-15	.333	12-18	.667	4	26	30	36.4	19	7	19	2	10	49	65.8
NIAGARA	01/16/21	58-55	W	18-52	.346	2-13	.154	17-23	.739	11	17	28	35.4	16	8	8	2	5	55	64.6
at Saint Peter's	01/29/21	55-59	L	20-47	.426	8-17	.471	11-19	.579	8	33	41	36.0	24	11	19	8	3	59	64.0
at Saint Peter's	01/30/21	54-68	L	21-54	.389	5-18	.278	21-32	.656	14	33	47	37.0	20	11	15	4	6	68	64.4
MONMOUTH	02/05/21	65-70	L	24-51	.471	6-18	.333	16-28	.571	8	31	39	37.2	20	21	17	2	3	70	64.8
MONMOUTH	02/06/21	69-71	Lot	23-69	.333	5-21	.238	20-30	.667	17	30	47	37.9	25	11	12	8	11	71	65.3
Opponents		849		285-692	.412	68-220	.309	211-309	.683	128	365	493	37.9	267	157	205	56	78	849	65.3
Manhattan		805		272-759	.358	84-313	.268	177-259	.683	162	324	486	37.4	289	155	198	46	92	805	61.9



# 2020-21 Manhattan Men's Basketball Combined Team Statistics All games

Page 1/1  
as of Feb 07, 2021

## Game Records

Record	Overall	Home	Away	Neutral
ALL GAMES	5-8	3-5	2-3	0-0
CONFERENCE	4-8	3-5	1-3	0-0
NON-CONFERENCE	1-0	0-0	1-0	0-0

## Score by Periods

Team	1st	2nd	OT	TOT
Manhattan	404	370	31	805
Opponents	391	415	43	849

## Team Box Score

No. Player					Total		3-Point		F-Throw		Rebounds													
		GP-GS	MIN	AVG	FG-FGA	FG%	3FG-FGA	3FG%	FT-FTA	FT%	OFF	DEF	TOT	AVG	PF	DQ	A	TO	BLK	STL	PTS	AVG		
3	NELSON, Ant	13-13	398:05	30.6	53-147	.361	14-50	.280	55-63	.873	9	32	41	3.2	36	1	40	46	2	12	175	13.5		
00	WILLIAMS, Warren	13-13	333:10	25.6	51-94	.543	0-0	.000	37-68	.544	38	62	100	7.7	40	2	9	31	19	7	139	10.7		
30	BUCHANAN, Elijah	12-12	400:23	33.4	47-134	.351	11-40	.275	23-33	.697	29	48	77	6.4	34	0	27	23	16	20	128	10.7		
4	STEWART, Samir	9-4	253:20	28.1	26-82	.317	19-64	.297	12-17	.706	9	8	17	1.9	24	0	25	13	2	15	83	9.2		
20	DOUGLAS-STANLEY, Jason	13-5	298:36	23.0	31-121	.256	15-69	.217	13-22	.591	4	27	31	2.4	20	1	9	17	1	9	90	6.9		
14	WATSON, Marques	13-5	305:29	23.5	24-61	.393	8-25	.320	12-20	.600	17	35	52	4.0	24	0	15	18	3	8	68	5.2		
5	DIALLO, Samba	12-8	290:25	24.2	18-56	.321	5-22	.227	14-23	.609	19	49	68	5.7	34	1	13	22	0	13	55	4.6		
2	REID, Romar	10-0	84:60	8.5	4-11	.364	3-8	.375	6-7	.857	1	3	4	0.4	14	0	6	4	0	1	17	1.7		
24	EBUBE, Ebube	10-0	129:36	13.0	7-13	.538	0-1	.000	1-1	1.000	10	30	40	4.0	26	2	3	6	2	4	15	1.5		
12	LASKO, Ethan	13-4	85:22	6.6	7-20	.350	5-18	.278	0-0	.000	3	7	10	0.8	19	0	2	4	0	2	19	1.5		
55	BRENNEN, Nick	10-1	103:39	10.4	4-19	.211	4-15	.267	1-1	1.000	5	10	15	1.5	12	0	6	7	1	1	13	1.3		
10	MACK, Nehemiah	8-0	18:37	2.3	0-1	.000	0-1	.000	3-4	.750	0	2	2	0.3	4	0	0	0	0	0	3	0.4		
1	GLASSMAN, Matthew	1-0	00:39	0.6	0-0	.000	0-0	.000	0-0	.000	0	0	0	0.0	2	0	0	0	0	0	0	0.0		
Team											18	11	29					7						
Total		13	2702		272-759	.358	84-313	.268	177-259	.683	162	324	486	37.4	289	7	155	198	46	92	805	61.9		
Opponents		13	2700		285-692	.412	68-220	.309	211-309	.683	128	365	493	37.9	267	6	157	205	56	78	849	65.3		

## Team Statistics

	MC	OPP
<b>Scoring</b>	<b>805</b>	<b>849</b>
Points per game	61.9	65.3
Scoring margin	-3.4	-
<b>Field goals-att</b>	<b>272-759</b>	<b>285-692</b>
Field goal pct	.358	.412
<b>3 point fg-att</b>	<b>84-313</b>	<b>68-220</b>
3-point FG pct	.268	.309
3-pt FG made per game	6.5	5.2
<b>Free throws-att</b>	<b>177-259</b>	<b>211-309</b>
Free throw pct	.683	.683
F-Throws made per game	13.6	16.2
<b>Rebounds</b>	<b>486</b>	<b>493</b>
Rebounds per game	37.4	37.9
Rebounding margin	-0.5	-
<b>Assists</b>	<b>155</b>	<b>157</b>
Assists per game	11.9	12.1
<b>Turnovers</b>	<b>198</b>	<b>205</b>
Turnovers per game	15.2	15.8
Turnover margin	+0.5	-
Assist/turnover ratio	0.8	0.8
<b>Steals</b>	<b>92</b>	<b>78</b>
Steals per game	7.1	6.0
<b>Blocks</b>	<b>46</b>	<b>56</b>
Blocks per game	3.5	4.3
<b>Winning streak</b>	<b>0</b>	<b>-</b>
Home win streak	0	-
<b>Attendance</b>	<b>0</b>	<b>0</b>
Home games-Avg/Game	8-0	5-0
Neutral site-Avg/Game	-	0-0

## Team Results

Date	Opponent		Score	Att.
12/11/2020	Rider	L	64-82	0
12/12/2020	Rider	W	87-77	0
12/19/2020	Marist	L	39-61	0
12/20/2020	Marist	Lot	67-72	0
12/30/2020	at Delaware St.	W	65-59	0
01/08/2021	at Quinnipiac	Lot2	79-84	0
01/09/2021	at Quinnipiac	W	45-42	0
01/15/2021	Niagara	W	58-49	0
01/16/2021	Niagara	W	58-55	0
01/29/2021	at Saint Peter's	L	55-59	0
01/30/2021	at Saint Peter's	L	54-68	0
02/05/2021	Monmouth	L	65-70	0
02/06/2021	Monmouth	Lot	69-71	0