



2023-24 MEN'S BASKETBALL GAME NOTES

GAME 17 • CANISIUS • SUNDAY, JANUARY 14, 2024

New Rochelle, NY • Hynes Center • ESPN+ (David Resnick & Kevin Hamilton)



@IonaGaels, @IonaGaelsMBB, #GaelNation

2023-24 SCHEDULE/RESULTS

Overall: 7-9 H: 4-3 A: 2-3 N: 1-3 MAAC: 2-3

Date Day Opponent Time/Result

NOVEMBER (2-5)

6 Mon at Charleston (FloHoops) L, 69-71
10 Fri SACRED HEART (ESPN+) W, 88-81

Gulf Coast Showcase - Estero, Florida

20 Mon vs. High Point (FloHoops) L, 68-82
21 Tue vs. Long Beach State (FloHoops) L, 76-80
22 Wed vs. Buffalo (FloHoops) W, 89-74
26 Sun at Colorado (Pac-12 Network) L, 68-85
29 Wed MARIST* (ESPN+) L, 64-68

DECEMBER (4-2)

1 Fri at Fairfield* (ESPN+) W, 78-67
6 Wed HOFSTRA (ESPN+) L, 57-62
10 Sun SAINT FRANCIS (PA.) (ESPN+) W, 61-54

Holiday Hoopfest - Belmont Park, NY

16 Sat vs. Saint Joseph's (FloHoops) L, 58-83
21 Thu COLGATE (ESPN+) W, 85-65
30 Sat at Harvard (ESPN+) W, 69-60

JANUARY (1-2)

5 Fri at Saint Peter's* (ESPN+) L, 57-69
7 Sun NIAGARA* (ESPN+) L, 73-75
14 Sun MOUNT ST. MARY'S* (ESPN+) W, 87-70
19 Fri CANISIUS* (ESPN+) 7 p.m.
21 Sun at Quinnipiac* (ESPN+) 1 p.m.
26 Fri at Siena* (ESPN+/+) 7 p.m.

FEBRUARY

2 Fri FAIRFIELD* (ESPN+) 7 p.m.
4 Sun RIDER* (ESPN+) 1 p.m.
8 Thu at Niagara* (ESPN+) 7 p.m.
10 Sat at Canisius* (ESPN+) 1 p.m.
16 Fri MANHATTAN* (ESPNU) 7 p.m.
18 Sun SAINT PETER'S* (ESPN+) 1 p.m.
23 Fri at Rider* (ESPNU/+) 7 p.m.
25 Sun at Mount St. Mary's* (ESPN+) 1 p.m.

MARCH

1 Fri QUINNIPIAC* (ESPN+) 7 p.m.
3 Sun at Marist* (ESPN+) 1 p.m.
7 Thu at Manhattan* (ESPNU/+) 7 p.m.
9 Sat SIENA* (ESPN+) 1 p.m.

2024 MAAC Championship - Atlantic City, NJ

12 Tue First Round TBD
13 Wed Quarterfinal Round TBD
14 Thu Quarterfinal Round TBD
15 Fri Semifinal Round TBD
16 Sat Championship Game TBD

Home events in CAPS & BOLD;
MAAC Games noted by an asterisk
All times are Eastern

The Iona University men's basketball team (7-9, 2-3 MAAC) completes a three-game homestand at the Hynes Center Friday night vs. Canisius (7-9, 2-4 MAAC). The Gaels and Griffis tipoff under the bright lights at 7 p.m. on ESPN+.

IONA VS. CANISIUS - SERIES HISTORY

- The Gaels and Griffis meet for the 83rd time in history with Iona holding a 49-33 advantage.
- Iona has won nine straight and 16 of the last 20 meetings.
- The Maroon & Gold is 27-7 in New Rochelle.

SCOUTING CANISIUS (7-9, 3-10 MAAC)

- Three Griffis average 10+ points led by Tre Dinkins' 15.9 ppg. He's No. 1 in the MAAC with 48 3FG and No. 6 with 3.9 apg.
- Siem Uijtendaal averages 13.8 ppg with 33 3FG and a team-best 29 steals.
- Frank Mitchell boasts 12.9 ppg and leads MAAC with 10.0 rpg.
- The Griffis were selected to finish third in the MAAC this season.

GAELS IN MAAC REGULAR SEASON PLAY

- Since the inception of the MAAC in the 1981-82 season, Iona has compiled a **439-261 (.627)** record in regular season play.
- The Gaels' **439** wins and **.627** win percentage are the highest of any current MAAC member.
- The Gaels became the first team to reach 400 wins with its win at Rider on Dec. 19, 2020.
- Iona is 95 wins ahead of Siena, No. 2 on the list.

GAELS IN MAAC PLAY AT HOME

- Iona begins the season 1-2 in its MAAC home regular season contests, and has dropped just three of its last 25 games at the Hynes Center in those contests.
- The Gaels finished 9-1 at home in MAAC games in 2022-23 and are 19-3 over the last two seasons.
- Iona is **102-25 (.803)** in MAAC contests at the Hynes Center in its last **127** games.
- The Gaels overall record in home conference games is an outstanding **247-97 (.718)**.

NCAA TEAM LEADERBOARD

Iona ranks in the Top 100 in the NCAA in five statistics heading into Thursday's games:

- Turnover Margin (15th)
- Steals Per Game (16th)
- Turnovers Forced Per Game (31st)
- Turnovers Per Game (80th)
- Bench Points per game (85th)

Iona vs. Canisius

Overall: 49-33 (.598) • Anderson (0-0)
Home: 27-7
Away: 16-22
Neutral: 6-4

LAST 15 MEETINGS






Date	W-L	Score	Site
2/28/16	W	86-78	H
3/4/16	W	73-55	Albany
1/8/17	W	98-75	H
2/14/17	L	83-89	A
12/31/17	L	78-85	A
1/21/18	L	82-84	H
1/13/19	W	88-70	A
2/24/19	W	87-80	H
1/24/20	W	69-66	H
2/27/20	W	86-65	A
3/10/20	W	70-60	Atl. Cty.
2/4/22	W	70-62	A
2/25/22	W	72-65	H
12/4/22	W	90-60	H
2/10/23	W	80-59	A

82 games		
Iona	6,138 pts	74.9 ppg
Canisius	5,881 pts	71.7 ppg

GAELS VS. GOLDEN GRIFFINS

NAME	GP	MIN	PTS	REB	AST
Shema	4	20.8	9.3	4.0	1.3

LAST GAME'S STARTERS

				
2 GORDON JR • GUARD	4 ARANGUREN FR • GUARD	5 BROWN GR • GUARD	7 TRETOUT GR • GUARD	55 SHEMA GR • FORWARD
MIN 22.2 PPG 13.0 REB 5.9 STL 1.4 FG% 56.4	MIN 21.9 PPG 9.3 REB 4.4 AST 1.4 FG% 55.9	MIN 22.6 PPG 6.3 REB 3.3 AST 3.1 STL 2.1	MIN 26.6 PPG 13.4 REB 3.1 AST 2.6 STL 1.6	MIN 23.3 PPG 6.8 REB 4.0 BLK 1.8 STL 0.7



2023-24 MAAC STANDINGS

SCHOOL	MAAC			OVERALL		
	W	L	PCT	W	L	PCT
Saint Peter's	5	0	1.000	9	5	.643
Quinnipiac	4	1	.800	12	4	.750
Fairfield	4	2	.667	10	7	.588
Marist	3	2	.600	8	6	.571
Niagara	3	3	.500	7	9	.438
IONA	2	3	.400	7	9	.438
Mt. St. Mary's	2	3	.400	6	10	.375
Siena	2	3	.400	3	13	.188
CANISIUS	2	4	.333	7	9	.438
Rider	2	4	.333	5	12	.294
Manhattan	1	5	.167	4	11	.267

THIS WEEK'S MAAC ACTION

Friday, January 19, 2024

Marist at Mount St. Mary's 7 p.m.

CANISIUS AT IONA 7 P.M.

Niagara at Rider 7 p.m.

Quinnipiac at Siena 7 p.m.

Saint Peter's at Fairfield 7 p.m.

Sunday, January 21, 2024

Niagara at Mount St. Mary's 2 p.m.

Siena at Marist 2 p.m.

IONA AT QUINNIPAC 2 P.M.

Canisius at Saint Peter's 2 p.m.

Fairfield at Manhattan 2 p.m.

Thursday, January 25, 2024

Rider at Saint Peter's 7 p.m.

Mount St. Mary's at Quinnipiac 7:30 p.m.

Friday, January 26, 2024

Marist at Niagara 7 p.m.

IONA AT SIENA 7 P.M.

Manhattan at Canisius 7 p.m.

Saturday, January 27, 2024

Rider at Mount St. Mary's 5 p.m.

Sunday, January 28, 2024

Marist at Canisius 1 p.m.

Quinnipiac at Fairfield 2 p.m.

Manhattan at Niagara 2 p.m.

Saint Peter's at Siena 2 p.m.

Friday, February 2, 2024

Quinnipiac at Manhattan 2 p.m.

Siena at Rider 7 p.m.

FAIRFIELD AT IONA 7 P.M.

Niagara at Saint Peter's 7 p.m.

Mount St. Mary's at Marist 7 p.m.



NCAA INDIVIDUAL LEADERBOARD

Three Gaels rank in the Top 90 in the NCAA in six different statistical categories heading into Thursday's games:

- **Joel Brown** (A/T, 20th, 3.29)
- **Joel Brown** (SPG, 43rd, 2.13)
- **Greg Gordon** (FG%, 56th, 56.4)
- **Wheza Panzo** (3FGA, 70th, 118)
- **Joel Brown** (STL, 79th, 32)
- **Wheza Panzo** (3FG/G, 87th, 2.56)

SULTANS OF SWIPE

- Iona recorded 17 steals vs. Niagara on Jan. 7, the first time it reached the mark since Nov. 18, 2011 against Western Michigan, a span of 398 games.
- It was just the fifth time in the last 22 seasons the program has posted 17 or more. Equalled twice vs. Siena (2016) and North Carolina (2002) and surpassed vs. Portland State (21, 2005) and Loyola (20, 2008).
- The Gaels average 9.8 steals per game, the highest average in the MAAC and 16th most in the NCAA.
- Through the first 16 games of the season, it is the highest single-season average since the 2022-23 campaign, exceeding 8.4 spg in 2003-04.

KING OF THE HILL, TOP OF THE LIST

- No team among the 13 NYC Metropolitan Area Division I basketball programs within 30 miles of the center of NY College basketball, Madison Square Garden has won more games than Iona University in the 27 seasons (536; Hofstra #2, 429).
- Over the last decade-plus, Iona's 282 wins and .644 win percentage are also the best in both categories. (Seton Hall, 256 wins; .584 win pct.)
- Since 1995-96, the Maroon & Gold hold the lead in wins (536), 18 more than Hofstra, 41 more than No. 3 Seton Hall and the top win percentage (.597).
- Iona's 12 postseason appearances (eight NCAA, three NIT, one CIT) since 2010-11 are the most during the time frame, **nearly twice as many** as Seton Hall (6 NCAA, 1 NIT) and St. John's (three NCAA, two NIT).

TOP NEW YORK METRO TEAMS (2010-pres.)*

Team	2010-pres.		1995-pres.	
	W-L	Pct	W-L	Pct
IONA	282-156	.644	536-362	.597
Seton Hall	256-182	.584	495-399	.554
Hofstra	246-191	.563	518-380	.577
Wagner	226-173	.566	429-405	.514
St. John's	231-207	.527	472-425	.526
Long Island	209-206	.504	393-453	.465

* - All teams with .500 or better record since 2010

TRENDING GAELS

#1 • Wheza Panzo

- No. 3 scorer and top deep threat.
- No. 4 in MAAC with 2.6 3FG per game.
- Eight 10+ point efforts and tied for team-lead (Gordon, Tretout) with two 20+ point games.
- Dished out career-best five assists at Saint Peter's.

#2 • Greg Gordon

- No. 2 scorer and leads the team with 56.4 FG%.
- Averaging 25.0 ppg, 5 rpg, 3 spg in homestand
- DNP vs. Saint Francis but has appeared in and started all 15 other contests.
- No. 2 with 10 10+ point efforts and tied for No. 1 with two 20+ efforts including career-high 26 vs. Niagara.
- Team-leading three double doubles (T-2nd in MAAC).

#3 • Jeremiah Quigley

- One of the first guards off the bench, appearing in all 16 games with three starts.
- Scored career-high 15 points at Harvard.
- Matched season-high six assists and set highs of 32 minutes and seven rebounds vs. Saint Francis.
- Has posted 22-to-5 assist-to-turnover ratio in last six games (3.6 apg, 0.8 to/g).
- Seven double-digit efforts.
- Holds a 2.1 assist-to-turnover ratio and an 83.6 FT%.

#4 • Jean Aranguren

- Earned MAAC Rookie of the Week on Dec. 26 after career-best 23 points, 8 rebounds vs. Colgate.
- Also a top guard off the bench, has appeared in 16 games with three starts.
- Leads MAAC with 51.5 3FG%
- Last eight games... Averaging 11.4 ppg, 5.0 rpg, 1.5 apg, 68.4 FG% (34-for-51).
- Has 20-point efforts vs. Saint Francis and Colgate.

#5 • Joel Brown

- Has started 14 of 15 games he has appeared in (missed Colorado game due to injury).
- Leads team with 3.1 apg, 2.1 steals per game and MAAC with 3.3 assist-to-turnover ratio.
- His steal average ranks 43rd in NCAA.

#7 • Idan Tretout

- Top scorer averaging 13.4 points per game.
- Posted team-leading 11 double-digit efforts (four in last five contests).
- Had five straight 10+ point efforts from Nov. 21-Dec. 1.
- Career-high 34 points in home-opening win over Sacred Heart.
- Earned first MAAC Player of the Week honor for performance at Charleston and vs. the Pioneers.

#10 • Terrell Williams Jr

- Has come off the bench in 11 games, returning to rotation last Sunday after missing previous five due to injury.
- Had his best game as a Gael with nine points, seven rebounds and two steals vs. Saint Francis.

#11 • Sultan Adewale

- Came off the bench last six games after, starting all 10 previous games.
- Season averages of 3.4 points and 3.4 rebounds per game.
- Leads team with 15 blocks.
- Season-best 11 points vs. Long Beach State in Gulf Coast Showcase.

#55 • Osborn Shema

- Preseason All-MAAC First Team performer and lone returner from 2022-23.
- Missed first 10 games of the season due to injury.
- Recorded season-best 15 points at Saint Peter's with career-high three 3FG.
- Posted six points in the second half at Harvard.
- Has posted eight blocks in first five games of the season (1.6/g).

MAAC REGULAR SEASON GAME #700

- Last Sunday's contest represented the 700th MAAC regular season game for Iona men's basketball.
- They are the fourth program to reach the mark, joining fellow founding members Fairfield, Manhattan and Saint Peter's.
- Iona played eight less games than their three counterparts in 2020-21 due to COVID-19 pauses.

MAAC WEEKLY HONORS

- An Iona player has been honored twice this season with a MAAC weekly award.
- Graduate **Idan Tretout** was named the first MAAC Player of the Week of the 2023-24 campaign on Nov. 13 for his performance at Charleston and vs. Sacred Heart.
- Freshman **Jean Aranguren** was named MAAC Rookie of the Week on Dec. 26 for his performance vs. Colgate.

2023-24 WEEKLY HONORS

Player	Date	MAAC
Idan Tretout	11/13	Player
Jean Aranguren	12/26	Player

WELCOME TOBIN ANDERSON

- **Tobin Anderson** is in his first season as head coach of the Iona program in 2023-24.
- Anderson served as head coach at FDU where he led the No. 16 seeded Knights to the NCAA Tournament's second round after a stunning upset over No. 1 Purdue. His FDU squad finished 21-16 overall, earning the NEC's automatic bid.
- He led the Knights to two NCAA Tournament wins, over Texas Southern and the Boilermakers.
- The year before Anderson's arrival, the Knights posted a 4-22 record.
- Anderson had a highly successful coaching career at St. Thomas Aquinas, located less than 25 miles from Iona's New Rochelle Campus.
- A perennial Top 25 program in Division II, STAC won 209 games in nine seasons under Anderson, with five ECC regular season and six tournament titles.

- STAC reached the NCAA Division II tournament in each of his final seven seasons with an Elite 8 appearance in 2017 and Sweet 16 appearances in 2019, 2021 and 2022.
- He was a four-time ECC Coach of the Year (2015, 2016, 2021, 2022) and six-time Metropolitan Basketball Writers Association Division II Coach of the Year (2015, 2016, 2017, 2021, 2022, 2023).
- Prior to STAC, Anderson served as an assistant at Iona's MAAC-rival Siena for two seasons.
- Before his Siena, he was an established Division III head coach at Hamilton and Clarkson in upstate New York.
- Anderson graduated from Wesleyan in 1995 where he was a four-year starter, two-year captain, and is one of the top 10 leading scorers in school history.

WHAT'S NEW?

- Iona's roster features 13 newcomers for the 2023-24 season.
- The Gaels' four Division I graduate transfers include veterans **Joel Brown** (California), **Wheza Panzo** (Stetson), **Idan Tretout** (Harvard) and **Terrell Williams Jr.** (Southern), all have seen action in the starting lineups from their respective schools.
- Anderson and his staff brought in two junior college transfers in junior **Greg Gordon** (Dyersburg State) and sophomore **Isaac Brice** (Southwest Mississippi).
- The final seven are freshmen who look to make an immediate impact in the Gaels success: **Sultan Adewale** (England via Philadelphia Catholic League), **Jean Aranguren** (Venezuela via New England Prep League), **Alex Bates IV** (North Carolina), **Rodrigo Farias** (Queens via The Skill Factory Prep in Georgia), **Jeremiah Quigley** (DMV via Washington Catholic League), **Dylan Saunders** (Virginia) along with walk-on **Rohan Chappali** (Virginia).

WHO'S BACK?

- **Osborn Shema**, the lone returner. A two-time MAAC champion and preseason All-MAAC First Team selection.

GOING DEEP

- Iona has posted 10 or more 3FG in five of its 16 games this season, posting a 4-1 record.
- Hitting the mark in 31.3% of its games is the highest percentage since 2018-19 under former head coach Tim Cluess (42.4%).
- Since 2007, the highest single-season rate was 60.6%, or 22-of-33 games in 2013-14.
- Among the Gaels last five head coaches, this years rate ranks is second highest behind Cluess (41.7%) and ahead of Tra Arnold (31.0%), Rick Pitino (19.8%) and Kevin Willard (11.7%).

FUN WITH NUMBERS

Tobin Anderson record by month...

Month	Pre-Iona	22-23 (FDU)	23-24	Total
Nov.	73-31	3-6	2-5	75-36
Dec.	64-34	5-2	4-2	68-36
Jan.	120-64	6-2	1-2	121-65
Feb.	126-61	3-4		126-61
Mar.	32-17	4-2		32-17
Total	415-207	21-16	7-9	422-215

Iona All-Time Win-Loss Records

2,189 Games Played

All-Time (1940-present) - 1,273-916 (.582)

Home (1948-present) - 592-197 (.750)

Away (1948-present) - 384-470 (.450)

Neutral (1948-present) 221-210 (.513)

Overtime games (1947-present) - 61-54 (.530)

Home, Away Neutral not available 1940-47

Iona MAAC Records (1982-present)

700 Games Played

MAAC All-Time - 439-261 (.627)

MAAC Home - 247-97 (.718)

MAAC Away - 183-162 (.530)

MAAC Neutral - 9-2 (.818)

MAAC Tournament - 64-28 (.696)

Hynes Athletics Center Records (1974-present)

602 games played

Overall - 447-155 (.743)

Non-Conference Games - 200-54 (.787)

MAAC Games - 247-97 (.718)

ALL-TIME MAAC STANDINGS

(CURRENT TEAMS BY WINS SINCE 2010-11)

School	2010-pres			ALL-TIME FIRST		
	W-L	PCT		W-L	PCT	SEAS
Iona	162-64	.717		439-261	.627	1981
Rider	130-106	.551		271-217	.555	1998
Siena	122-111	.524		344-259	.570	1989
Manhattan	113-123	.479		335-375	.472	1981
Canisius	112-118	.487		263-337	.438	1989
Saint Peter's	112-123	.477		334-375	.471	1981
Fairfield	104-132	.441		328-382	.462	1981
Niagara	98-136	.419		299-305	.495	1989
Quinnipiac	93-105	.470		93-105	.470	2013
Marist	81-154	.345		195-292	.400	1998
Mt. St. Mary's	10-15	.400		10-15	.400	2022

INDIVIDUAL CAREER TOTALS

Player	G	Pts	Reb	Ast	Blk	Stl
Panzo	136	809	459	114	57	89
Williams	93	702	338	97	16	66
Brown	137	681	395	388	15	144
Tretout	72	647	192	128	20	62
Shema	71	378	266	78	72	35
Gordon	15	195	88	14	6	21
Aranguren	16	149	70	23	3	25
Quigley	16	134	46	48	0	16
Saunders	15	55	18	5	3	2
Adewale	16	55	54	5	15	6
Brice	13	18	14	1	2	3
Bates	11	13	5	2	1	3
Chappali	1	0	0	0	0	0

DOUBLE DIGIT DYNAMICS

Games with: 23-24 22-23 Tot Rec

at least 10 points

Tretout	11	13	32	17-15
Gordon	10	-	10	4-6
Panzo	8	11	31	21-10
Quigley	7	-	7	3-4
Aranguren	6	-	6	3-3
Brown	3	7	20	10-10
Shema	2	10	13	12-1
Adewale	1	-	1	0-1
Saunders	1	-	1	0-1
Williams	0	10	32	18-14

at least 20 points

Panzo	2	1	4	4-0
Tretout	2	1	3	1-2
Aranguren	2	-	2	2-0
Gordon	2	-	2	1-1
Brown	0	2	2	1-1
Williams	0	0	1	1-0

at least 30 points

Tretout	1	0	1	1-0
Panzo	0	1	1	1-0

at least 10 rebounds

Gordon	3	-	3	1-2
Shema	1	2	5	5-0
Williams	0	3	4	2-2
Panzo	0	1	1	0-1

at least 10 assists (None)

Double-Doubles

Gordon	3	-	3	1-2
Shema	1	1	2	2-0
Williams	0	1	2	1-1

Leading Scorer (including ties)

Gordon	6	-	6	2-4
Panzo	4	4	8	5-3
Tretout	3	2	6	2-4
Aranguren	2	-	2	2-0
Saunders	1	-	1	0-1
Shema	1	0	1	0-1
Williams	0	2	7	5-2
Brown	0	5	6	2-4

Leading Rebounder (including ties)

Gordon	6	-	6	2-4
Aranguren	5	-	5	1-4
Tretout	3	1	4	1-3
Adewale	3	-	3	2-1
Quigley	2	-	2	1-1
Williams	1	7	16	10-6
Panzo	1	7	13	8-5
Shema	1	5	8	7-1
Brown	1	3	6	3-3

Leading Assists (including ties)

Tretout	7	6	17	7-10
Quigley	6	-	6	3-3
Brown	4	18	61	19-42
Panzo	2	3	8	1-7
Williams	1	2	4	3-1
Shema	1	2	4	4-0
Gordon	1	-	1	0-1
Aranguren	1	-	1	0-1

10+ 3FG MADE IN A GAME

Coach	10+	GP	PCT	W-L
Cluess	128	307	41.7%	101-27
Pitino	17	86	19.8%	13-4
Willard	11	94	11.7%	6-5
Arnold	9	29	31.0%	4-5
ANDERSON	5	16	31.3%	4-1

HYNES DOMINANCE

- Iona had a 21-game Hynes Center winning streak snapped vs. Rider on Jan. 15, 2023.
- The 21-game streak tied the second longest home winning streak in program history, behind 2014-16 (26) and matching 1979-80 and 1951-53.
- The Gaels are **27-4** in the last two-plus seasons.
- Iona is **166-32 (.838)** since 2009.
- The Maroon & Gold snapped a seven-game non-conference home winning streak vs. Hofstra and are now **20-4 (.833)** over the last nine seasons.

MAAC ROAD WARRIORS

- Iona's loss at Saint Peter's snapped a seven-game MAAC regular season road winning streak. The stretch matched the fourth longest streak in program history.
- The program record is 11 over the course of three seasons from 1981-82 to 1983-84.

MAAC ROAD WIN STREAKS IONA

2/20/82 - 2/15/84	11
12/11/05 - 2/15/06	8
1/24/00 - 1/8/01	8
2/5/23 - 1/6/24	7
2/1/16 - 12/2/16	7
1/12/14 - 2/23/14	7

LET IT RAIN

- After **16 games**, Iona has made a three-pointer in **495** straight and **941** out of its last **943** games.
- In 2019-20, the Gaels eclipsed their previous program record of 386 straight from Jan. 5, 1994 - Dec. 16, 2006.
- The Gaels have failed to hit a three-pointer in just 18 of their **1,169** games played since the line was adopted for the 1986-87 season.

SHEMA, BROWN AND TRETOUT NAMED PRESEASON ALL-MAAC

- Graduates **Osborn Shema**, **Joel Brown** and **Idan Tretout** were Iona's representatives on the Preseason All-MAAC Teams selected by the league's 11 head coaches.
- Shema was picked on the first team while Brown and Tretout were on the third.

GAELS PICKED SECOND IN MAAC PRESEASON POLL

- For the first time in three seasons, Iona was not selected as preseason favorite. The Gaels were selected to finish second in the MAAC Preseason Coaches Poll following back-to-back regular season championships in 2021-22 and 2022-23.
- The Maroon & Gold has captured a league best 13 regular season championships in 42 MAAC seasons.

MAAC PRESEASON COACHES POLL

No. Team (FPV) Points

1.	Rider (8)	117
2.	Iona (2)	108
3.	Canisius (1)	89
4.	Siena	77
5.	Quinnipiac	71
6.	Fairfield	70
7.	Mount St. Mary's	59
8.	Marist	48
9.	Niagara	43
10.	Saint Peter's	30
11.	Manhattan	14

GAELS SIGN THREE FOR 2024-25

- **Tobin Anderson** announced the signing of three student-athletes to NLI's for the 2024-25 season.
- **Justin Menard** (Haddam, CT) is a 6-3 point guard from St. Thomas More School. He is described as having great size for the point guard position and can score from all three levels. His basketball IQ and work-ethic have also been praised.
- **Jacob Hogarth** (Hillburn, NY) is a 6-9 versatile forward hailing from Rockland County. Hogarth is a versatile defender capable of altering shot and forcing turnovers. He moves well and is very strong in the post.
- **JoJo Wallace** (New Milford, CT) is a 6-3 scoring guard who also hails South Kent School. Described as a pure scorer, Wallace is another three-level scorer in the incoming class for the Gaels. He is great in transition and finishes well at the rim with both hands. He is the son of former Syracuse standout and seven-year NBA standout, John Wallace.

HOMECOMING

- Graduate **Idan Tretout** returned to Harvard tonight, after spending the first four years of his collegiate career in Cambridge.
- He earned his degree in Sociology from Harvard before transferring to Iona for his final year of eligibility.
- Iona's 2023-24 leading scorer appeared in 56 games and made 28 starts in his three playing seasons with the Crimson.

20/20 VISION

- Iona recorded its 24th 20+ win season in the 78-year history of the program in 2022-23.
- It is the program's 11th such campaign since 2009-10, spanning the last 14 seasons.
- The last two years, Iona won 25+ games, the seventh and eighth time in history and fifth in the last 12 seasons.

IONA'S 20+ WIN SEASONS

1949-50 (21), 1978-79 (23), 1979-80 (29), 1981-82 (24), 1982-83 (22), 1983-84 (23), 1984-85 (26), 1995-96 (21), 1996-97 (22), 1997-98 (27), 1999-00 (20), 2000-01 (22), 2005-06 (23), 2009-10 (21), 2010-11 (25), 2011-12 (25), 2012-13 (20), 2013-14 (22), 2014-15 (26), 2015-16 (22), 2016-17 (22), 2017-18 (20), 2021-22 (25), 2022-23 (27).

TALE OF THE TAPE				
MAAC Rnk	Iona		Canisius	MAAC Rnk
	7-9 / 2-3	Record / MAAC	7-9 / 2-4	
	5-5 (W1)	Last 10 Games (Streak)	3-7 (L1)	
	241/194/178	RPI*/NET*/KenPom	193/177/238	
6th	71.7	Scoring Offense	74.9	4th
3rd	71	Scoring Defense	74.3	7th
6th	+0.7	Scoring Margin	+0.7	7th
7th	.431	FG%	.441	5th
4th	.349	3-pt FG%	.365	2nd
8th	.648	FT%	.645	9th
7th	.445	Opponent FG%	.446	8th
9th	.352	Opponent 3-pt FG%	.297	1st
9th-9th	33.6-36.6	Rebounding	37.6-36.6	3rd-10th
10th	-3.0	Rebound Margin	+1.0	6th
4th	13.8	Assists/game	13.2	7th
1st	11.0	Turnovers/game	13.3	6th
1st	9.8	Steals/game	6.3	9th
5th	3.2	Blocks/game	3.1	7th
1st	1.26	Assist/Turnover Ratio	1.00	5th
3rd	8.0	3FG Made	8.4	2nd
200th	103.9	Adj. Off. Efficiency^	102.6	227th
170th	105.4	Adj. Def. Efficiency^	107.8	239th
201st	68.0	Tempo^	68.6	162nd
^ - from KenPom.com (rank in nation)				
* - from WarrenNolan.com (as of 1/13/23)				

REGULAR SEASON CHAMPIONS

- Iona earned its 13th MAAC regular season championship last year, increasing its league record total.
- Iona has earned six regular season titles in the last 12 seasons.
- The Gaels regular season titles have come in 1982-83, 1983-84, 1984-85, 1995-96, 1996-97, 1997-98, 2000-01, 2011-12, 2013-14, 2014-15, 2018-19, 2021-22, 2022-23.

TOTAL MAAC REG. SEASON CHAMPIONSHIPS*

IONA	13	Saint Peter's	3
Siena	9	Canisius	2
Manhattan	6	Marist	2
Niagara	4	Quinnipiac	0
Rider	4	Mt. St. Mary's	0
Fairfield	3		

*-current members

MAAC DOMINANCE

- Iona University is one of 15 schools in NCAA Division I to have an all-time winning record against every opponent in its league.
- One team in just under half of the 32 conferences holds stake to the claim:
 - Amer. East - Vermont
 - ACC - UNC
 - Big 12 - Kansas
 - Big West - LBSU
 - Ivy - Penn
 - MEAC - Norfolk St.
 - SEC - Kentucky
 - WAC - N. Mexico St.
 - American - Cincinnati
 - A-Sun - Liberty
 - Big Sky - Weber St.
 - C-USA - UAB
 - MAAC - Iona
 - Pac-12 - UCLA
 - WCC - Gonzaga

17 MAAC WINS

- Iona won 17 MAAC games in each of the last two seasons, the sixth and seventh occasions a team earned 17 or more in a single-season.
- Prior to 2021-22, last team to do such was Monmouth (18 wins, 2016-17).
- Iona's matched its single-season record of 17 set in back-to-back campaigns in 2013-14 and 2014-15.
- The seven teams that have won 17 games, include Iona four times, Monmouth twice (2015-16, 2016-17) and Siena (2009-10).
- Monmouth's 18 wins in 2016-17 is the MAAC record.

JIMMY V TO THE RAFTERS

- Iona Athletics celebrated of recent Naismith Basketball Hall of Fame Inductee Jim Valvano with a recognition ceremony on Sunday, January 7, 2024. Iona raised to the rafters in his honor at halftime.
- Valvano served as head coach of the men's basketball program from 1975-1980, as Director of Athletics from 1977-1980, and was inducted into the Iona University Arrigoni Hall of Fame in 1994.
- Valvano led the Gaels to a 95-46 (.674) record in five seasons remains top-five all-time in program history in wins and win percentage.
- Valvano taught Iona to "Dare to Dream" while recruiting some of the Maroon & Gold's finest talent ever and the results showed.
- Iona's 1979-80 team finished 29-5, setting a program record for wins that stands to this day.
- The Gaels were ECAC Champions and defeated eventual national champion Louisville, 77-60, in front of sold-out Madison Square Garden in February 1980, while advancing to the second round of the NCAA Tournament before falling to Georgetown.



MAAC OVERALL LEADERBOARD
(as of 1/13/23)

TEAM RANKINGS

Scoring Offense	6th	71.7
Scoring Defense	3rd	71.0
Scoring Margin	6th	+0.7
Free Throw Pct	8th	.648
Field Goal Percentages	7th	.431
Field Goal Pct Defense	7th	.445
3-Point Fg Pct	4th	.349
3-Point Fg Pct Defense	9th	.352
Rebounding Offense	9th	33.6
Rebounding Defense	9th	36.6
Rebounding Margin	10th	-3.0
Blocked Shots	5th	3.2
Assists	4th	13.8
STEALS	1ST	9.8
TURNOVER MARGIN	1ST	+4.3
ASSIST/TURNOVER RATIO	1ST	1.26
Offensive Rebounds	6th	10.8
Defensive Rebounds	10th	22.8
3-Point Fg Made	3rd	8.0
TURNOVERS	1ST	11.0
TURNOVERS FORCED	1ST	15.3

INDIVIDUAL RANKINGS

Sultan Adewale		
Blocked Shots	8th	.9
Jean Aranguren		
Field Goal Pct	5th	.559
Steals	12th	1.5
3-POINT FG PCT	1ST	.515
3-Point FG Made	24th	1.1
Joel Brown		
Assists	11th	3.1
Steals	2nd	2.1
A/T RATIO	1ST	3.3
Greg Gordon		
Scoring	14th	13.0
Rebounding	11th	5.9
Field Goal Pct	4th	.564
Steals	16th	1.4
Wheza Panzo		
Steals	25th	1.1
3-Point FG Pct	16th	.347
3-Point FG Made	4th	2.6
Minutes Played	12th	31.0
Jeremiah Quigley		
Assists	13th	3.0
Free Throw Pct	8th	.836
A/T Ratio	4th	2.1
Idan Tretout		
Scoring	10th	13.4
Assists	17th	2.6
Steals	10th	1.6
3-Point FG Pct	23rd	.296
3-Point FG Made	14th	1.5

RICHIE GUERIN'S #14 HANGS IN THE RAFTERS

- Iona honored the legacy of **Richie Guerin '54** by retiring his number 14 on Jan. 31, 2014 the first ever in school history.
- Guerin is an Iona University Goal Club (1983), Marine Corps Sports (2004), and Naismith Memorial Basketball Hall of Fame (2013) inductee who starred for the Maroon & Gold from 1951-1954.
- He rewrote the basketball record books at Iona, scoring 1,375 points and graduated as the leading scorer in school history.
- A two-time All-Metropolitan selection with the Gaels, he scored a then school-record 40 points against John Carroll in 1954 and was the first Gael to score 40 or more points in a game.
- Following his playing days at Iona, Guerin played with the National Basketball Association's New York Knicks from 1956-1963 and was a player-coach of the St. Louis/Atlanta Hawks franchise for nine years.
- In 13 years as a professional player, Guerin accumulated 14,676 points (17.3 per game), 4,278 rebounds (5.1 per game), and 4,211 assists (5.0 per game) over 848 games.

GAEL GREATS

In addition to Naismith Hall of Famer **Richie Guerin '54**, here are additional significant names in Iona basketball history:

- **Jim Valvano** - legendary head coach at Iona from 1975-80 who "Dared To Dream" to win a national championship with the Gaels and finally did in 1983, albeit with North Carolina State. Succumbed to cancer in 1993 eight weeks after an impassioned speech at the ESPY Awards that year which in which he announced creation of The V Foundation for Cancer Research and its motto, "Don't Give Up... Don't Ever Give Up."
- **Jeff Ruland '91** - All-American during his time at Iona and, two-time NBA All-Star with the Washington Bullets, Philadelphia 76ers and Detroit Pistons. Following his career, returned to Iona and served as head coach from 1998-2007 where he won three MAAC Championships.
- **Tim Cluess** - head coach from 2010-2020. At the helm during one the Gaels' most successful decades in program history. Cluess won 199 games in nine seasons on the sideline including six NCAA appearances, five MAAC tournament championships, and four MAAC regular season titles. He is the all-time MAAC leader in MAAC tournament victories.
- **Pat Kennedy** - head coach from 1980-86. Went on to coach at Florida State, DePaul, Montana, and Towson following a highly successful tenure in New Rochelle.
- **Warren Isaac '65** - Iona's only 50-point scorer, Isaac played six seasons in Europe following his tenure at Iona. A New York City school legend, Isaac started for Power Memorial paving the way for NBA Hall of Famer Kareem Abdul-Jabbar a 1965 graduate of the high school.
- **Tim Welsh** - head coach from 1995-98 who went on to coach in the Big East with Providence for 10 seasons. Currently an ESPN college basketball analyst. Holds the highest career winning percentage ever at Iona.
- **Kevin Willard** - Iona coach from 2007-10, now head coach at Big 10's Maryland. Helped turn around a program which won two games in the season prior to his arrival to 20 wins in his final season in Maroon & Gold.
- **Steve Burt '84 & Steve Burt '06** - All-time NCAA father/son scoring leaders, both netting over 2,000 career points. Burt, the father, had a four-season NBA career and most notably appeared off the bench for the Phoenix Suns in the 1992 NBA Playoffs. He was inducted into the prestigious NYC Basketball Hall of Fame this past fall. Burt, the son, continues to play professionally in Europe.

- **Sean Green '91** - Played 84 NBA games over three seasons for the Indiana Pacers, Philadelphia 76ers and Utah Jazz from 1991-94. Currently a high school basketball coach in Southern California.
- **Scott Machado '12** - The last Gael to appear in an NBA game. Machado played in regular season NBA contests in 2012-13 with the Houston Rockets and postseason with the Golden State Warriors. Played the majority 2018-19 season in the NBA G-League for the South Bay Lakers and played four games with the Los Angeles Lakers. The MAAC & Iona's all-time assist leader. He currently plays professionally in Australia.
- **Bob Santini '53** - Iona's first NBA player, appeared in four games with the New York Knicks in 1955-56.

NOTABLE ALUMNI (ATHLETICS/POP CULTURE)

- **Brendan Malone '62** - longtime NBA assistant coach, last with the Detroit Pistons from 2014-16. Coach Malone passed away in October at age 88.
- **Don McLean** - Singer-songwriter noted most famous for his 1971 single "American Pie".
- **Dennis Leonard** - Kansas City Royals Hall of Famer and 12-year MLB veteran who won 20 games on three occasions from 1977-80. He was inducted in May 2015 into the New York Baseball Hall of Fame.
- **Kyle Flood '93** - Former head football coach at Rutgers, current offensive coordinator and offensive line coach at Texas.
- **Maggie Timoney '89** - The Iona women's basketball Hall of Famer recently became the first female CEO of Heineken USA.
- **Jason Motte** - Major League Baseball relief pitcher recorded the final out of the 2011 World Series with the world champion St. Louis Cardinals. Has also appeared in Major League games with the Chicago Cubs, Colorado Rockies and Atlanta Braves.
- **Leonard Korir '12** - a two time NCAA track and field champion while at Iona, Korir represented Team USA in the 2016 Rio Olympic Games in the 10,000-meter event. He is currently ranked as the top American marathon runner on WorldAthletics.org.
- **Ignacio Maganto** - was selected by the LA Galaxy with the 21st pick in the first round of the 2015 MLS SuperDraft, the first Major League Soccer draft pick in Iona history. Maganto scored his first MLS goal with the Galaxy in the spring of 2015.
- **Mariano Rivera III '15** - Earned his degree in May 2015 and was selected in the fourth round by the Washington Nationals.
- **Emma Hayes** - Iona's women's soccer coach from 2003-2005, Hayes was named the 10th full-time United States Women's Soccer National Team head coach in November 2023.

MAROON & GOLD ON FACEBOOK, TWITTER & INSTAGRAM

Follow Iona Athletics on your favorite social media sites at **@IonaGaels** and receive immediate updates on the Gaels. The men's basketball program can be found at **@IonaGaelsMBB**. A list of student-athletes and coaches on social media can be found on the roster page in the game notes package.

IONA UNIVERSITY NOTES OF INTEREST

- Founded in 1940, Iona is inspired by the legacy of Blessed Edmund Rice and the Christian Brothers, embodying opportunity, justice and the liberating power of education.
- Building on its proud legacy, Iona officially became a University on July 1, 2022, turning the page to the next chapter ahead.
- With a total enrollment of nearly 4,000 students and an alumni base of over 50,000 around the world, Iona is a diverse community of learners and scholars.
- Iona University is a small Catholic liberal arts school that has emerged as an anomaly in higher education, with new-student enrollment spiking over 30 percent in three years.
- Iona students can expect small class sizes, engaged professors and a wide range of undergraduate and graduate programs within the School of Arts & Science, LaPenta School of Business NewYork-Presbyterian Iona School of Health Sciences and Hynes Institute for Entrepreneurship & Innovation.
- Iona now has two campuses in Westchester County, N.Y., just north of New York City. Iona's beautiful 45-acre campus in New Rochelle, N.Y., and new 28-acre campus in Bronxville, N.Y., are both just 30 minutes via Metro-North train to Midtown Manhattan.
- With the support of a \$20 million gift from NewYork-Presbyterian, Iona has established the NewYork-Presbyterian Iona School of Health Sciences on its new Bronxville campus, developing a premier new school in collaboration with one of the nation's top hospitals.
- The flagship building of Iona's new Bronxville campus has been named the Kelly Center for Health Sciences thanks to benefactors Al and Peggy Kelly. Both are double alumni and longtime Iona basketball fans; Al Kelly is formerly the CEO of Visa.
- Iona also continues to beautify its New Rochelle campus, where it opened a vibrant new green space called the "Murphy Green" in the heart of campus.

- In September 2021, Iona announced it was opening a new pilot campus in County Mayo, Ireland. Located within the historic Westport House Estate along the Atlantic coast, classes are set to begin Summer 2024.
- It pays to go to Iona: 92 percent of Iona graduates are employed full-time or enrolled in graduate school within six months of graduation. Iona is also in the top 4 percent nationwide for its long-term return on investment, according to Georgetown University's Center on Education and the Workforce.
- Iona is also widely recognized in prestigious rankings, including The Princeton Review's 2024 national list of "The Best 389 Colleges" and The Wall Street Journal/College Pulse's "2024 Best Colleges in America," which ranked Iona at #66 in the nation overall, #8 in the nation among Catholic schools, and #1 in New York State for student experience.
- Iona has added two new Division I Varsity programs in the last year – men's lacrosse and women's acrobatics & tumbling.
- Iona also continues to expand its Club Sports program, which is geared toward those with an interest in organized sports outside of Iona's rigorous Division I Athletics program, including a highly popular esports club team that was featured on Yahoo's In the Know.
- Tradition: Iona's world-renowned Pipe Band performs at major campus events, and even leads the University's march up Fifth Avenue in the New York City St. Patrick's Day parade.
- In 2023, Iona hired head coach Tobin Anderson after his historic win leading #16 FDU to beat #1 Purdue; he immediately became a beloved figure on campus inspiring the community on the court and off.
- Members of the Iona community are known as Gaels, who are people with Irish-Gaelic ancestry.
- Notable Iona alumni include Alfred F. Kelly Jr., CEO of Visa Inc.; Margaret C. Timoney, CEO of HEINEKEN USA; and musician Don McLean, most famous for his song "American Pie."



PRESIDENT SEAMUS CAREY, Ph.D.

- Seamus Carey, Ph.D., serves as the ninth president of Iona University.
- A Bronx native and first-generation college student, Carey began his Iona presidency in July 2019.
- Just a few months into his leadership, President Carey was among the first to contend with the COVID-19 pandemic. He swiftly closed campus in March due to Iona's proximity to the New Rochelle outbreak, shifting all learning to online platforms.
- Pushing to innovate and lead through the pandemic, Iona was also one of the first in the nation to resume in-person classes in August 2020.

- Propelling the University on a path of innovation, President Carey has since overseen the school's growth and expansion to include the acquisition of a new second campus in Bronxville, the launch of the NewYork-Presbyterian Iona School of Health Sciences and new programs inside and outside the classroom.
- President Carey also successfully led the transition to become Iona University, reflecting both the strength and diversity of its academic programs.
- New student enrollment is up over 30% under President Carey's leadership.



WHAT IS A GAEL?

- The symbol of Iona University's athletic teams is the popular Gael. A Gael is anyone of Irish-Gaelic ancestry, consistent with the Irish tradition of Iona.
- The University was founded in 1940 by the Congregation of Christian Brothers, commonly known as the Irish Christian Brothers.
- The Gael, which is depicted as a spunky character, provides Iona with a nickname consistent with the school motto, certa bonum certamen ("fight the good fight") and personifies strength.



IONA
UNIVERSITY



THE ANDERSON FILE

Year at Iona:	First Season
Birth Date:	December 1, 1971
Age:	52
Hometown:	Truro, Iowa
Wife:	Jodi
Children:	Bryce and Aleza
High School:	Interstate 35 High School Truro, Iowa
College:	BA, Wesleyan University, 1995 MA, Florida State University, 1996

BASKETBALL COACHING EXPERIENCE

1996-97	Assistant Coach	Clarkson
1997-99	Assistant Coach	Le Moyne
1999-04	Head Coach	Clarkson
2004-11	Head Coach	Hamilton
2011-13	Assistant Coach	Siena
2013-22	Head Coach	St. Thomas Aquinas
2022-23	Head Coach	Fairleigh Dickinson
2023-Pres.	Head Coach	Iona University

AWARDS/ACCOLADES

2015	MBWA D-II Coach of the Year
2015	ECC Coach of the Year
2016	MBWA D-II Coach of the Year
2016	ECC Coach of the Year
2017	MBWA D-II Coach of the Year
2021	MBWA D-II Coach of the Year
2021	ECC Coach of the Year
2022	MBWA D-II Coach of the Year
2022	ECC Coach of the Year
2023	MBWA D-I Coach of the Year

Tobin ANDERSON

Head Coach

Wesleyan '95 - First Season

Tobin Anderson enters his first season as head coach of the Iona University men's basketball program in 2023-24. He was appointed to the position on March 21, 2023. Anderson comes to New Rochelle after serving as head coach at Fairleigh Dickinson University where he led the No. 16 seeded Knights to the NCAA Tournament's second round after a stunning upset over No. 1 Purdue.

Anderson led the 2022-23 FDU squad to a 21-16 overall record and 10-6 in Northeast Conference play. The Knights earned the NEC's automatic bid and earned two wins in this year's NCAA Tournament, a First Four win over Texas Southern and the first-round win over the Boilermakers. It was just the second-ever win for a No. 16 seed over a No. 1 seed in tournament history. The year before Anderson's arrival, the Knights posted a 4-22 record.

Prior to FDU, Anderson had a highly successful coaching career at St. Thomas Aquinas, located less than 25 miles from Iona's New Rochelle Campus. In nine seasons, he turned STAC into a perennial Top 25 program in Division II after inheriting a team that won just five games prior to his hire. In total he led the Spartans to a 209-62 (.771) overall mark, earning five East Coast Conference regular season and six tournament titles. Anderson's STAC program reached the NCAA Division II tournament in each of his final seven seasons with an Elite 8 appearance in 2017 and Sweet 16 appearances in 2019, 2021 and 2022. A highlight of Anderson's first NCAA tournament season in 2015-16 was a 90-58, exhibition win over St. John's to open the campaign on November 4, 2015. Under Anderson, the Spartans posted a 128-30 (.810) mark in regular season ECC play. He was a four-time ECC Coach of the Year (2015, 2016, 2021, 2022) and five-time Metropolitan Basketball Writers Association

Division II Coach of the Year (2015, 2016, 2017, 2021, 2022).

Anderson got his first taste of Division I coaching, serving as an assistant at Iona's MAAC-rival Siena for two seasons from 2011-2013. Before his time at Siena, Anderson was an established head coach at the Division III level at Hamilton College and Clarkson University in upstate New York.

While at Hamilton, Anderson posted a 118-63 (.652) record in seven seasons. The Continentals reached the league tournament five times including a tournament championship and a trip to the NCAA D-III tournament. He guided his team to the second round of the NCAA tournament in 2006 and earned three regular season titles.

Anderson earned his first head coaching position at Clarkson University in Potsdam, NY. In his five years with the Golden Knights, he broke the school record for wins, with a 19-10 season in 2001-02. The team advanced to the ECAC regional championship game and was the third-most improved Division III men's basketball team from the previous season. Anderson's first team finished the 1999-00 season with a 14-12 record, the program's first winning season in 25 years and its first-ever post season bid.

To begin his coaching career, Anderson spent three years as an assistant coach; one year at Clarkson in 1996-97 and two years at Le Moyne College, from 1997-1999.

Anderson graduated from Wesleyan University in 1995 with a bachelor's degree in American Studies. He was a four-year starter, two-year captain, and is one of the top 10 leading scorers in school history. Anderson earned his master's in Athletic Administration from Florida State University in 1996. He is originally a native of Truro, Iowa. He and his wife Jodi have two children, Bryce and Alexa.

TOBIN ANDERSON HEAD COACHING RECORD

Year	School	Conference	Overall	Conf. (Pl.)	Postseason
1999-00	Clarkson	Liberty	14-12	6-6	
2000-01	Clarkson	Liberty	7-18	3-11	
2001-02	Clarkson	Liberty	19-10	9-5	
2002-03	Clarkson	Liberty	11-14	6-8	
2003-04	Clarkson	Liberty	16-12	9-5	
2004-05	Hamilton	Liberty	15-11	-	
2005-06	Hamilton	Liberty	23-5	12-2 (1st)	NCAA Second Round
2006-07	Hamilton	Liberty	19-7	11-3 (1st)	
2007-08	Hamilton	Liberty	17-9	9-5	
2008-09	Hamilton	Liberty	18-7	12-2 (1st)	
2009-10	Hamilton	Liberty	10-14	6-8	
2010-11	Hamilton	Liberty	16-10	9-5	
2013-14	St. Thomas Aquinas	East Coast	15-14	9-11 (5th)	
2014-15	St. Thomas Aquinas	East Coast	21-11	17-3 (1st)	
2015-16	St. Thomas Aquinas	East Coast	27-5	18-2 (1st)	NCAA Second Round
2016-17	St. Thomas Aquinas	East Coast	28-6	15-3 (1st)	NCAA Elite Eight
2017-18	St. Thomas Aquinas	East Coast	26-7	15-3 (2nd)	NCAA First Round
2018-19	St. Thomas Aquinas	East Coast	25-7	15-3 (2nd)	NCAA Sweet 16
2019-20	St. Thomas Aquinas	East Coast	25-5	13-3 (2nd)	NCAA Tournament
2020-21	St. Thomas Aquinas	East Coast	14-2	9-1 (1st)	NCAA Sweet 16
2021-22	St. Thomas Aquinas	East Coast	28-5	17-1 (1st)	NCAA Sweet 16
2022-23	Fairleigh Dickinson	Northeast	21-16	10-6 (2nd)	NCAA Second Round
2023-23	Iona	MAAC	7-9	2-3	
Clarkson (5 seas.)			67-66 (.504)	33-35 (.485)	
Hamilton (7 seas.)			118-63 (.652)	59-25 (.702)	
STAC (9 seas.)			209-62 (.771)	128-30 (.810)	
FDU (1 seas.)			21-16 (.568)	10-6 (.625)	
Iona (1 seas.)			7-9 (.438)	2-3 (.400)	
NCAA (23 seas.)			422-216 (.661)	232-99 (.701)	

CAREER STATISTICS FOR CURRENT PLAYERS

ADEWALE, Sultan

				Field Goals		3-Point		F-Throws		Rebounds										Scoring	
SEASON	TEAM	GP-GS	MIN/AVG	FG-FGA	FG%	3FG-3FGA	3FG%	FT-FTA	FT%	OFF	DEF	TOT	AVG	PF-FO	A	TO	BLK	STL		PTS	AVG
2023-24	Iona	16-10	232/14.5	23-53	.434	0-1	.000	9-15	.600	31	23	54	3.4	19-0	5	7	15	6		55	3.4
TOTAL		16-10	232/14.5	23-53	.434	0-1	.000	9-15	.600	31	23	54	3.4	19-0	5	7	15	6		55	3.4

ARANGUREN, Jean

				Field Goals		3-Point		F-Throws		Rebounds										Scoring	
SEASON	TEAM	GP-GS	MIN/AVG	FG-FGA	FG%	3FG-3FGA	3FG%	FT-FTA	FT%	OFF	DEF	TOT	AVG	PF-FO	A	TO	BLK	STL		PTS	AVG
2023-24	Iona	16-3	351/22.0	52-93	.559	17-33	.515	28-38	.737	23	47	70	4.4	28-1	23	26	3	24		149	9.3
TOTAL		16-3	351/22.0	52-93	.559	17-33	.515	28-38	.737	23	47	70	4.4	28-1	23	26	3	24		149	9.3

BATES IV, Alex

				Field Goals		3-Point		F-Throws		Rebounds										Scoring	
SEASON	TEAM	GP-GS	MIN/AVG	FG-FGA	FG%	3FG-3FGA	3FG%	FT-FTA	FT%	OFF	DEF	TOT	AVG	PF-FO	A	TO	BLK	STL		PTS	AVG
2023-24	Iona	11-0	77/7.0	4-18	.222	3-10	.300	2-5	.400	2	3	5	0.5	10-0	2	1	1	3		13	1.2
TOTAL		11-0	77/7.0	4-18	.222	3-10	.300	2-5	.400	2	3	5	0.5	10-0	2	1	1	3		13	1.2

BRICE, Isaac

				Field Goals		3-Point		F-Throws		Rebounds										Scoring	
SEASON	TEAM	GP-GS	MIN/AVG	FG-FGA	FG%	3FG-3FGA	3FG%	FT-FTA	FT%	OFF	DEF	TOT	AVG	PF-FO	A	TO	BLK	STL		PTS	AVG
2023-24	Iona	13-1	104/8.0	6-16	.375	2-4	.500	4-10	.400	3	11	14	1.1	17-0	1	2	2	3		18	1.4
TOTAL		13-1	104/8.0	6-16	.375	2-4	.500	4-10	.400	3	11	14	1.1	17-0	1	2	2	3		18	1.4

BROWN, Joel

				Field Goals		3-Point		F-Throws		Rebounds										Scoring	
SEASON	TEAM	GP-GS	MIN/AVG	FG-FGA	FG%	3FG-3FGA	3FG%	FT-FTA	FT%	OFF	DEF	TOT	AVG	PF-FO	A	TO	BLK	STL		PTS	AVG
2019-20	Cal	32-17	608/19.0	29-85	.341	8-26	.308	12-30	.400	5	58	63	2.0	59-1	56	34	4	14		78	2.4
2020-21	Cal	28-21	731/26.1	54-115	.470	12-31	.387	26-52	.500	18	56	74	2.6	75-4	88	53	1	39		146	5.2
2021-22	Cal	30-24	804/26.8	58-142	.408	6-26	.231	21-45	.467	19	85	104	3.5	73-2	97	56	3	27		143	4.8
2022-23	Cal	32-31	1040/32.5	85-208	.409	11-45	.244	39-72	.542	19	86	105	3.3	80-1	101	68	7	32		220	6.9
2023-24	Iona	15-14	340/22.7	37-77	.481	4-13	.308	16-31	.516	5	44	49	3.3	49-1	46	14	0	32		94	6.3
TOTAL FOR Iona		15-14	340/22.7	37-77	.481	4-13	.308	16-31	.516	5	44	49	3.3	49-1	46	14	0	32		94	6.3
TOTAL		137-107	3524/25.7	263-627	.419	41-141	.291	114-230	.496	66	329	395	2.9	336-9	388	225	15	144		681	5.0

CHAPPALI, Rohan

				Field Goals		3-Point		F-Throws		Rebounds										Scoring	
SEASON	TEAM	GP-GS	MIN/AVG	FG-FGA	FG%	3FG-3FGA	3FG%	FT-FTA	FT%	OFF	DEF	TOT	AVG	PF-FO	A	TO	BLK	STL		PTS	AVG
2023-24	Iona	1-0	1/0.9	0-0	.000	0-0	.000	0-0	.000	0	0	0	0.0	0-0	0	0	0	0		0	0.0
TOTAL		1-0	1/0.9	0-0	.000	0-0	.000	0-0	.000	0	0	0	0.0	0-0	0	0	0	0		0	0.0

GORDON, Greg

				Field Goals		3-Point		F-Throws		Rebounds										Scoring	
SEASON	TEAM	GP-GS	MIN/AVG	FG-FGA	FG%	3FG-3FGA	3FG%	FT-FTA	FT%	OFF	DEF	TOT	AVG	PF-FO	A	TO	BLK	STL		PTS	AVG
2023-24	Iona	15-15	335/22.3	84-149	.564	8-19	.421	19-40	.475	37	51	88	5.9	37-1	14	24	6	21		195	13.0
TOTAL		15-15	335/22.3	84-149	.564	8-19	.421	19-40	.475	37	51	88	5.9	37-1	14	24	6	21		195	13.0

CAREER STATISTICS FOR CURRENT PLAYERS

PANZO, Wheza

				Field Goals		3-Point		F-Throws		Rebounds									Scoring	
SEASON	TEAM	GP-GS	MIN/AVG	FG-FGA	FG%	3FG-3FGA	3FG%	FT-FTA	FT%	OFF	DEF	TOT	AVG	PF-FO	A	TO	BLK	STL	PTS	AVG
2019-20	Stet	33-10	808/24.5	50-148	.338	26-83	.313	32-42	.762	28	101	129	3.9	60-0	26	19	17	23	158	4.8
2020-21	Stet	26-3	489/18.8	38-93	.409	28-65	.431	5-8	.625	23	50	73	2.8	41-0	19	15	9	14	109	4.2
2021-22	Stet	30-1	487/16.2	40-102	.392	34-88	.386	7-8	.875	18	56	74	2.5	22-0	11	9	6	9	121	4.0
2022-23	Stet	31-30	931/30.0	88-202	.436	76-162	.469	15-19	.789	23	120	143	4.6	53-0	34	12	18	26	267	8.6
2023-24	Iona	16-14	496/31.0	53-141	.376	41-118	.347	7-9	.778	9	31	40	2.5	33-1	24	6	7	17	154	9.6
TOTAL FOR Iona		16-14	496/31.0	53-141	.376	41-118	.347	7-9	.778	9	31	40	2.5	33-1	24	6	7	17	154	9.6
TOTAL		136-58	3211/23.6	269-686	.392	205-516	.397	66-86	.767	101	358	459	3.4	209-1	114	61	57	89	809	5.9

QUIGLEY, Jeremiah

				Field Goals		3-Point		F-Throws		Rebounds									Scoring	
SEASON	TEAM	GP-GS	MIN/AVG	FG-FGA	FG%	3FG-3FGA	3FG%	FT-FTA	FT%	OFF	DEF	TOT	AVG	PF-FO	A	TO	BLK	STL	PTS	AVG
2023-24	Iona	16-3	398/24.8	40-115	.348	8-18	.444	46-55	.836	6	40	46	2.9	30-0	48	23	0	16	134	8.4
TOTAL		16-3	398/24.8	40-115	.348	8-18	.444	46-55	.836	6	40	46	2.9	30-0	48	23	0	16	134	8.4

SHEMA, Osborn

				Field Goals		3-Point		F-Throws		Rebounds									Scoring	
SEASON	TEAM	GP-GS	MIN/AVG	FG-FGA	FG%	3FG-3FGA	3FG%	FT-FTA	FT%	OFF	DEF	TOT	AVG	PF-FO	A	TO	BLK	STL	PTS	AVG
2020-21	Iona	10-0	129/12.9	12-21	.571	0-2	.000	7-10	.700	10	26	36	3.6	15-0	5	6	2	3	31	3.1
2021-22	Iona	21-1	221/10.5	26-42	.619	2-8	.250	14-21	.667	11	34	45	2.1	31-0	13	11	16	4	68	3.2
2022-23	Iona	34-29	893/26.3	93-188	.495	23-64	.359	29-43	.674	55	106	161	4.7	68-0	53	33	43	24	238	7.0
2023-24	Iona	6-6	140/23.3	16-31	.516	7-19	.368	2-3	.667	8	16	24	4.0	7-0	7	1	11	4	41	6.8
TOTAL		71-36	1382/19.5	147-282	.521	32-93	.344	52-77	.675	84	182	266	3.7	121-0	78	51	72	35	378	5.3

SAUNDERS, Dylan

				Field Goals		3-Point		F-Throws		Rebounds									Scoring	
SEASON	TEAM	GP-GS	MIN/AVG	FG-FGA	FG%	3FG-3FGA	3FG%	FT-FTA	FT%	OFF	DEF	TOT	AVG	PF-FO	A	TO	BLK	STL	PTS	AVG
2023-24	Iona	15-0	168/11.2	19-54	.352	14-44	.318	3-4	.750	6	12	18	1.2	21-0	5	4	3	2	55	3.7
TOTAL		15-0	168/11.2	19-54	.352	14-44	.318	3-4	.750	6	12	18	1.2	21-0	5	4	3	2	55	3.7

TRETOUT, Idan

				Field Goals		3-Point		F-Throws		Rebounds									Scoring	
SEASON	TEAM	GP-GS	MIN/AVG	FG-FGA	FG%	3FG-3FGA	3FG%	FT-FTA	FT%	OFF	DEF	TOT	AVG	PF-FO	A	TO	BLK	STL	PTS	AVG
2019-20	HU	16-0	119/7.5	22-50	.440	4-16	.250	13-17	.765	3	8	11	0.7	11-0	12	5	2	5	61	3.8
2021-22	HU	13-13	330/25.4	36-100	.360	10-43	.233	29-39	.744	11	28	39	3.0	22-0	19	26	8	9	111	8.5
2022-23	HU	27-15	629/23.3	87-201	.433	29-79	.367	58-81	.716	16	74	90	3.3	38-0	56	43	7	22	261	9.7
2023-24	Iona	16-14	428/26.8	70-183	.383	24-81	.296	50-78	.641	10	40	50	3.1	41-1	41	38	3	26	214	13.4
TOTAL FOR Iona		16-14	428/26.8	70-183	.383	24-81	.296	50-78	.641	10	40	50	3.1	41-1	41	38	3	26	214	13.4
TOTAL		72-42	1507/20.9	215-534	.403	67-219	.306	150-215	.698	40	150	190	2.6	112-1	128	112	20	62	647	9.0

WILLIAMS JR., Terrell

				Field Goals		3-Point		F-Throws		Rebounds									Scoring	
SEASON	TEAM	GP-GS	MIN/AVG	FG-FGA	FG%	3FG-3FGA	3FG%	FT-FTA	FT%	OFF	DEF	TOT	AVG	PF-FO	A	TO	BLK	STL	PTS	AVG
2020-21	SU	19-15	424/22.3	42-85	.494	14-31	.452	45-63	.714	18	49	67	3.5	40-2	30	29	5	11	143	7.5
2021-22	SU	31-31	826/26.6	115-235	.489	27-79	.342	47-67	.701	23	89	112	3.6	59-0	32	36	7	27	304	9.8
2022-23	SU	32-22	782/24.5	80-179	.447	21-62	.339	49-67	.731	26	109	135	4.2	60-0	30	32	4	25	230	7.2
2023-24	Iona	11-0	130/11.9	9-28	.321	0-7	.000	7-10	.700	6	18	24	2.2	15-0	5	12	0	3	25	2.3
TOTAL FOR Iona		11-0	130/11.9	9-28	.321	0-7	.000	7-10	.700	6	18	24	2.2	15-0	5	12	0	3	25	2.3
TOTAL		93-68	2163/23.3	246-527	.467	62-179	.346	148-207	.715	73	265	338	3.6	174-2	97	109	16	66	702	7.5

SEASON/CAREER HIGHS

#0 - ISAAC BRICE		
Season High		Career High
4, 2x (at SPU, 1/5/24)	PTS	4, 2x (at SPU, 1/5/24)
3, vs. SJU (12/16/23)	REB	3, vs. SJU (12/16/23)
2, vs. BUF (11/22/23)	FG	2, vs. BUF (11/22/23)
1, 2x (at SPU, 1/5/24)	3FG	1, 2x (at SPU, 1/5/24)
1, 4x (at SPU, 1/5/24)	FT	1, 4x (at SPU, 1/5/24)
1, vs. BUF (11/22/23)	AST	1, vs. BUF (11/22/23)
1, 2x (vs. SFU, 12/10/23)	BLK	1, 2x (vs. SFU, 12/10/23)
1, vs. BUF (11/22/23)	STL	1, vs. BUF (11/22/23)
16, vs. BUF (11/22/23)	MIN	16, vs. BUF (11/22/23)

#1 - WHEZA PANZO		
Season High		Career High
23, at FFD (12/1/23)	PTS	30, vs. WEB (12/10/22)
5, 2x (vs. SFU, 12/10/23)	REB	10, vs. LIP (2/24/23)
8, at FFD (12/1/23)	FG	10, vs. WEB (12/10/22)
7, at FFD (12/1/23)	3FG	10, vs. WEB (12/10/22)
2, 2x (vs. MSM, 1/14/24)	FT	7, vs. WCU (2/15/22)
5, at SPU (1/5/24)	AST	5, at SPU (1/5/24)
2, at HAR (12/30/23)	BLK	3, 2x (vs. UNA, 2/2/23)
3, 3x (at SPU, 1/5/24)	STL	4, vs. LIB (1/15/21)
37, at SPU (1/5/24)	MIN	45, vs. LIP (2/24/23)

#2 - GREG GORDON		
Season High		Career High
26, vs. MSM (1/14/24)	PTS	26, vs. MSM (1/14/24)
14, at CofC (11/6/23)	REB	14, at CofC (11/6/23)
12, vs. NIA (1/7/24)	FG	12, vs. NIA (1/7/24)
2, 2x (vs. MSM, 1/14/24)	3FG	2, 2x (vs. MSM, 1/14/24)
6, 2x (vs. MSM, 1/14/24)	FT	6, 2x (vs. MSM, 1/14/24)
2, 5x (vs. MSM, 1/14/24)	AST	2, 5x (vs. MSM, 1/14/24)
2, vs. MAR (11/29/23)	BLK	2, vs. MAR (11/29/23)
4, vs. NIA (1/7/24)	STL	4, vs. NIA (1/7/24)
30, 3x (vs. MSM, 1/14/24)	MIN	30, 3x (vs. MSM, 1/14/24)

#3 - JEREMIAH QUIGLEY		
Season High		Career High
15, at HAR (12/30/23)	PTS	15, at HAR (12/30/23)
7, vs. SFU (12/10/23)	REB	7, vs. SFU (12/10/23)
5, 3x (vs. MSM, 1/14/24)	FG	5, 3x (vs. MSM, 1/14/24)
2, 2x (vs. HOF, 12/6/23)	3FG	2, 2x (vs. HOF, 12/6/23)
8, 2x (vs. SFU, 12/10/23)	FT	8, 2x (vs. SFU, 12/10/23)
6, 3x (vs. COLG, 12/21/23)	AST	6, 3x (vs. COLG, 12/21/23)
0	BLK	0
3, at SPU (1/5/24)	STL	3, at SPU (1/5/24)
32, vs. SFU (12/10/23)	MIN	32, vs. SFU (12/10/23)

#4 - JEAN ARANGUREN		
Season High		Career High
22, vs. COLG (12/21/23)	PTS	22, vs. COLG (12/21/23)
8, 2x (vs. COLG, 12/21/23)	REB	8, 2x (vs. COLG, 12/21/23)
8, vs. COLG (12/21/23)	FG	8, vs. COLG (12/21/23)
3, vs. SFU (12/10/23)	3FG	3, vs. SFU (12/10/23)
4, 3x (vs. COLG, 12/21/23)	FT	4, 3x (vs. COLG, 12/21/23)
4, 2x (vs. HOF, 12/6/23)	AST	4, 2x (vs. HOF, 12/6/23)
2, vs. SFU (12/10/23)	BLK	2, vs. SFU (12/10/23)
4, vs. MSM (1/14/24)	STL	4, vs. MSM (1/14/24)
29, vs. MSM (1/14/24)	MIN	29, vs. MSM (1/14/24)

#5 - JOEL BROWN		
Season High		Career High
13, vs. MAR (11/29/23)	PTS	22, vs. OSU (3/4/23)
7, vs. SHU (11/10/23)	REB	9, vs. OSU (2/9/22)
5, vs. MAR (11/29/23)	FG	9, vs. COLO (12/31/22)
1, 4x (vs. NIA, 1/7/24)	3FG	3, vs. UNLV (11/12/19)
3, vs. MAR (11/29/23)	FT	6, vs. OSU (3/4/23)
7, vs. BUF (11/22/23)	AST	9, 2x (vs. WSU, 2/25/23)
0	BLK	2, at UCSD (11/15/22)
6, vs. MAR (11/29/23)	STL	6, vs. MAR (11/29/23)
30, at SPU (1/5/24)	MIN	46, vs. SUU (11/18/21)

#7 - IDAN TRETOUT		
Season High		Career High
34, vs. SHU (11/10/23)	PTS	34, vs. SHU (11/10/23)
6, at FFD (12/1/23)	REB	7, at COL (2/17/23)
12, vs. SHU (11/10/23)	FG	12, vs. SHU (11/10/23)
7, vs. SHU (11/10/23)	3FG	7, vs. SHU (11/10/23)
9, vs. MAR (11/29/23)	FT	9, 2x (vs. MAR, 11/29/23)
7, at FFD (12/1/23)	AST	7, at FFD (12/1/23)
1, 3x (vs. HOF, 12/6/23)	BLK	4, vs. MIT (11/20/21)
5, vs. NIA (1/7/24)	STL	5, vs. NIA (1/7/24)
35, 2x (at HAR, 12/30/23)	MIN	40, vs. PRIN (2/25/23)

#10 - TERRELL WILLIAMS JR.		
Season High		Career High
9, vs. SFU (12/10/23)	PTS	21, vs. APB (1/22/22)
7, vs. SFU (12/10/23)	REB	11, vs. GRAM (3/11/21)
3, 2x (vs. HPU, 11/20/23)	FG	9, vs. APB (1/22/22)
0	3FG	3, 3x (at PV, 1/4/23)
5, vs. SFU (12/10/23)	FT	7, at TSU (11/28/21)
2, at CU (11/26/23)	AST	5, vs. MVSU (1/18/21)
0	BLK	2, vs. AI. St. (2/7/22)
2, vs. SFU (12/10/23)	STL	3, 5x (vs. AA&M, 3/4/23)
24, vs. SFU (12/10/23)	MIN	44, vs. GRAM (3/11/21)

#11 - SULTAN ADEWALE		
Season High		Career High
11, vs. LBSU (11/21/23)	PTS	11, vs. LBSU (11/21/23)
9, vs. SHU (11/10/23)	REB	9, vs. SHU (11/10/23)
4, 3x (vs. SFU, 12/10/23)	FG	4, 3x (vs. SFU, 12/10/23)
0	3FG	0
3, vs. LBSU (11/21/23)	FT	3, vs. LBSU (11/21/23)
1, 5x (vs. NIA, 1/7/24)	AST	1, 5x (vs. NIA, 1/7/24)
3, 3x (vs. SFU, 12/10/23)	BLK	3, 3x (vs. SFU, 12/10/23)
1, 6x (vs. SFU, 12/10/23)	STL	1, 6x (vs. SFU, 12/10/23)
33, vs. SHU (11/10/23)	MIN	33, vs. SHU (11/10/23)

#13 - ALEX BATES IV		
Season High		Career High
5, vs. HPU (11/20/23)	PTS	5, vs. HPU (11/20/23)
1, 5x (vs. SJU, 12/16/23)	REB	1, 5x (vs. SJU, 12/16/23)
2, vs. HPU (11/20/23)	FG	2, vs. HPU (11/20/23)
1, 3x (vs. SFU, 12/10/23)	3FG	1, 3x (vs. SFU, 12/10/23)
1, 2x (vs. SJU, 12/16/23)	FT	1, 2x (vs. SJU, 12/16/23)
1, 2x (vs. SFU, 12/10/23)	AST	1, 2x (vs. SFU, 12/10/23)
1, at CofC (11/6/23)	BLK	1, at CofC (11/6/23)
1, 3x (vs. SJU, 12/16/23)	STL	1, 3x (vs. SJU, 12/16/23)
19, vs. HPU (11/20/23)	MIN	19, vs. HPU (11/20/23)

#20 - ROHAN CHAPPALI		
Season High		Career High
0	PTS	0
0	REB	0
0	FG	0
0	3FG	0
0	FT	0
0	AST	0
0	BLK	0
0	STL	0
1, vs. BUF (11/22/23)	MIN	1, vs. BUF (11/22/23)

#23 - DYLAN SAUNDERS		
Season High		Career High
16, vs. SJU (12/16/23)	PTS	16, vs. SJU (12/16/23)
4, vs. HOF (12/6/23)	REB	4, vs. HOF (12/6/23)
5, vs. SJU (12/16/23)	FG	5, vs. SJU (12/16/23)
4, vs. SJU (12/16/23)	3FG	4, vs. SJU (12/16/23)
2, vs. SJU (12/16/23)	FT	2, vs. SJU (12/16/23)
2, vs. SJU (12/16/23)	AST	2, vs. SJU (12/16/23)
2, vs. HOF (12/6/23)	BLK	2, vs. HOF (12/6/23)
1, 2x (vs. SJU, 12/16/23)	STL	1, 2x (vs. SJU, 12/16/23)
18, vs. BUF (11/22/23)	MIN	18, vs. BUF (11/22/23)

#55 - OSBORN SHEMA		
Season High		Career High
15, at SPU (1/5/24)	PTS	17, vs. MSM (3/8/23)
10, vs. MSM (1/14/24)	REB	10, 5x (vs. MSM, 1/14/24)
5, 2x (vs. MSM, 1/14/24)	FG	7, at CAN (2/10/23)
3, at SPU (1/5/24)	3FG	3, at SPU (1/5/24)
2, at SPU (1/5/24)	FT	5, at SPU (2/19/23)
3, vs. MSM (1/14/24)	AST	6, vs. FFD (1/13/23)
3, 2x (vs. MSM, 1/14/24)	BLK	4, 4x (vs. QUI, 1/29/23)
2, vs. NIA (1/7/24)	STL	2, 6x (vs. NIA, 1/7/24)
27, 3x (vs. MSM, 1/14/24)	MIN	39, at MAN (1/20/23)

THE LAST TIME... (TEAM STATISTICS)

The Last Time	Iona	Gms Since	Opponent	Gms Since
Game Duration				
Played in Overtime	Iona 84, Manhattan 76 OT (1/20/23)	33	Iona 84, Manhattan 76 OT (1/20/23)	33
Won in Overtime	Iona 84, Manhattan 76 OT (1/20/23)	33	Niagara 100, Iona 91 OT (2/29/20)	107
Played in Double Overtime	Iona 87, Quinnipiac 82 2OT (2/2/18)	176	Iona 87, Quinnipiac 82 2OT (2/2/18)	176
Won in Double Overtime	Iona 87, Quinnipiac 82 2OT (2/2/18)	176	Manhattan 73, Iona 73 2OT (2/14/13)	343
Played in Triple Overtime	Canisius 90, Iona 88 3OT (1/30/05)	605	Canisius 90, Iona 88 3OT (1/30/05)	605
Won in Triple Overtime	Never (0-2)		Canisius 90, Iona 88 3OT (1/30/05)	605
Ranked Opponent				
Beat a Ranked Opponent	No. 18 Colorado 85, Iona 68 (11/26/23)	11		
Played a Ranked Opponent	Iona 72, No. 10 Alabama 68 (11/25/21)	79		
Score Margin				
Won by 15-19 points	20, vs. Colgate (12/21/23)	1	17, No. 18 Colorado 85, Iona 68 (11/26/23)	11
Won by 20-29 points	20, Iona 85, Colgate 65 (12/21/23)	5	25, Saint Joseph's 83, Iona 58 (12/16/23)	6
Won by 30-39 points	33, Iona 93, Siena 60 (2/26/23)	23	31, Louisville 67, Iona 36 (12/29/07)	520
Won by 40-49 points	44, Iona 105, Bucknell 61 (12/2/00)	741	45, Colorado 99, Iona 54 (12/29/19)	125
Won by 50 points or more	50, Iona 126, Delaware State 76 (11/26/14)	297	50, No. 1 UConn 104, Iona 54 (12/20/03)	647
Score Total				
Scored 100 points or more	103, Iona 103, Monmouth 84 (1/3/19)	153	100, Niagara 100, Iona 91 OT (2/29/20)	107
Scored 90-99 points	93, Iona 93, Marist 74 (3/2/23)	22	96, No. 4 Kansas 96, Iona 83 (11/28/21)	77
Scored 80-89 points	87, Iona 87, Mount St. Mary's 70 (1/14/24)	1	83, Saint Joseph's 83, Iona 58 (12/16/23)	6
Scored less than 60 points	57, Saint Peter's 69, Iona 57 (1/5/24)	3	54, Iona 61, Saint Francis 54 (12/10/23)	7
Scored less than 50 points	49, Manhattan 72, Iona 49 (2/2/20)	115	48, Iona 72, Quinnipiac 48 (3/9/21)	89
Scored less than 40 points	39, Manhattan 52, Iona 39 (2/9/09)	476	39, Iona 62, Loyola (Md.) 39 (3/7/03)	655
Both teams scored less than 60	Iona 54, Liberty 50 (11/19/21)	81		
Both teams scored less than 50	Iona 49, Saint Peter's 48 (2/28/10)	440		
Field Goal Percentage				
Shot 70.0% or better from the floor	70.0%, vs. Wagner (12/3/02)	678		
Shot 60.0-69.9% from the floor	64.7%, at Canisius (2/10/23)	28	60.8%, at Colorado (11/26/23)	11
Shot 55.0-59.9% from the floor	57.1%, at Saint Peter's (2/19/23)	25	56.0%, at New Mexico (12/18/22)	42
Shot 30-35.0% from the floor	33.3%, at Saint Peter's (1/5/24)	3	30.9%, vs. Saint Francis (12/10/23)	1
Shot 25.0-29.9% from the floor	27.7%, vs. Saint Joseph's (12/16/23)	6	27.6%, at Saint Peter's (2/19/23)	25
Shot less than 25.0% from the floor	23.7%, vs. St. Bonaventure (11/19/04)	622	23.7%, vs. St. Bonaventure (11/19/04)	622
Three Point Field Goals				
Made 24 or more three-point FGs	24, vs. Delaware State (11/26/14)*	297	Never	
Made 20-23 three-point FGs	20, at Holy Cross (12/19/17)	188	Never	
Made 19 three-point FG	19, vs. Fairfield (12/1/15)	263	Never	
Made 19 three-point FG	19, vs. Monmouth (3/8/15)	269		
Made 18 three-point FG	18, vs. Liberty (12/18/12)	360	Never	
Made 18 three-point FG	18, at Albany (11/23/10)	434		
Made 17 three-point FG	17, vs. Monmouth (1/26/20)	117	17, at Colorado (12/29/19)	125
Made 16 three-point FG	16, vs. Rider (1/14/18)	181	16, vs. Fairfield (1/5/19)	152
Made 15 three-point FG	15, vs. North Carolina (3/22/19)	132	15, vs. Saint Joseph's (12/16/23)	6
Made 10-14 three-point FG	11, vs. Colgate (12/21/23)	5	11, vs. Hofstra (12/6/23)	8
Did not make a three-pt. FG	0-10, at Marist (12/5/08)	495	0-12, vs. St. John's (12/17/17)	189
Free Throws				
Attempted 50 or more FT	50 (38-50), at Marist (1/28/05)	606	54 (38-54), vs. Niagara (3/6/04)	625
Attempted 40 or more FT	41 (24-41), vs. Marist (11/29/23)	10	42 (28-42), vs. Marist (11/29/23)	10
Made 35 or more FT	34 (34-40), vs. Canisius (3/9/13)	338	38 (38-54), vs. Niagara (3/6/04)	625
Made 30 or more FT	30 (30-35), vs. Marist (2/16/20)	111	45 (32-45), vs. Seattle (12/23/22)	40
Rebounds				
Had 55 or more rebounds	51, vs. Coppin State (12/23/20)	95	56, at Niagara (12/29/17)	186
Had 50-54 rebounds	50, vs. Belmont (11/26/21)	78	52, vs. North Carolina (3/22/19)	132
Had 45-49 rebounds	48, at Manhattan (1/20/23)	33	45, vs. UConn (3/17/23)	17
Had 40-44 rebounds	42, vs. Mount St. Mary's (3/8/23)	20	41, vs. Niagara (1/7/24)	2
Had 25 or less rebounds	24, vs. Niagara (1/7/24)	2	24, vs. Colgate (12/21/23)	5
Assists				
Had 35 or more assists	35, vs. Delaware State (11/26/14)*	297		
Had 30-34 assists	34, vs. Niagara (1/4/14)	323	30, at Yale (12/22/18)	155
Had 28-29 assists	29, vs. Marist (2/8/15)	278	28, at No. 1 UConn (12/20/03)	647
Had 25-27 assists	26, vs. Marist (3/2/23)	22	26, at Colorado (12/29/19)	125
Had 20-24 assists	20, vs. Colgate (12/21/23)	5	24, vs. UConn (3/17/23)	17
Steals				
Made 15-19 steals	17, vs. Niagara (1/7/24)	2	16, at Monmouth (1/5/20)	123
Made 20 or more steals	20, at Loyola (Md.) (1/6/08)	517	19, vs. Wagner (12/4/01)	707
Turnovers				
Had 25 or more turnovers	27, vs. Monmouth (2/19/21)	91	25, vs. Long Beach State (11/19/18)	162
Had 20-24 turnovers	20, vs. Manhattan (2/12/21)	94	20, vs. Niagara (1/7/24)	2
Had 6-10 turnovers	7, vs. Niagara (1/7/24)	2	9, vs. UConn (3/17/23)	17
Had 5 or less turnovers	5, vs. Mount St. Mary's (1/14/24)	1	5, vs. Belmont (11/26/21)	78
Blocks				
Blocked 10 or more shots	11, vs. Quinnipiac (1/29/23)	31	10, vs. Saint Peter's (2/15/19)	140
Double Digit Scorers				
Seven or more players	vs. Niagara (1/4/14)	323		
Six players	vs. Marist (1/18/19)	149		
Five players	vs. Mount St. Mary's (1/14/24)	1	at Colorado (11/26/23)	11
Four players	vs. Marist (11/29/23)	10	vs. Niagara (1/7/24)	2
Zero Players	vs. Siena (12/7/09)	462	vs. Quinnipiac (3/9/21)	89

THE LAST TIME AN IONA PLAYER...

Points Scored

Scored 50 or more	50 – Warren Issac vs. Bates (Dec. 18, 1964)
Scored 45-49 points	45 – A.J. English vs. Monmouth (Jan. 15, 2016)
Scored 40-44 points	40 – Rickey McGill at Rider (Feb. 25, 2018)
Scored 35-39 points	38 – Jordan Washington vs. Rider (Feb. 19, 2017)
Scored 30-34 points	34 – Idan Tretout vs. Sacred Heart (Nov. 10, 2023)
Scored 25-29 points	26 – Greg Gordon vs. Mount St. Mary's (Jan. 14, 2024)
Scored back-to-back 30+ point efforts	A.J. English at Monmouth, at Siena (Feb. 19-22, 2015)
Two players had at least 30 points	Mike Glover (34) and Scott Machado (33) vs. Saint Joseph's (Nov. 23, 2011)
Two players had at least 20 points	Greg Gordon (24) and Idan Tretout (22) vs. Niagara (Jan. 7, 2024)
Three players had at least 20 points	Asante Gist (23), Tajuan Agee (21), E.J. Crawford (21) vs. Princeton (Dec. 17, 2019)

Three-Point Field Goals

Hit more than 10 3-point field goals	13 – A.J. English vs. Fairfield (Dec. 1, 2015) (School/MAAC Record)
Hit 10 3-point field goals	10 – Sean Armand vs. Siena (Jan. 3, 2012)
Hit 9 3-point field goals	9 – Isaiah Williams vs. Monmouth (Mar. 8, 2015)
Hit 8 3-point field goals	8 – Deyshonee Much at Canisius (Feb. 5, 2016)
Hit 7 3-point field goals	7 – Wheza Panzo at Fairfield (Dec. 1, 2023)
Hit 6 3-point field goals	6 – Walter Clayton Jr. vs. SMU (Dec. 22, 2022)
Hit 5 3-point field goals	5 – Wheza Panzo vs. Buffalo (Nov. 22, 2023)

Free Throws

Made at least 10 free throws	10 – Nelly Junior Joseph vs. Saint Peter's (Jan. 1, 2023)
Made at least 15 free throws	16 – Devon Clarke at Fairfield (Dec. 7, 2008)

Rebounds

Had 20 or more rebounds	20 – Jonathan Duck vs. Seton Hall (Nov. 24, 1990)
Had 18 or more rebounds	18 – David Laury at Marist (Feb. 20, 2015)
Had 17 or more rebounds	17 – Nelly Jr. Joseph vs. Manhattan (Feb. 17, 2023)
Had 15 or more rebounds	16 – Nelly Jr. Joseph at Fairfield (Feb. 5, 2023)
Two players had 10 rebounds or more	Walter Clayton Jr. (12) and Osborn Shema (10) vs. Saint Louis (Dec. 6, 2022)
Three players had 10 rebounds or more	Berrick JeanLouis (11), Dylan van Eyck (10), Osborn Shema (10) vs. Quinnipiac (Mar. 9, 2021)

Assists

Had 17 or more assists	17 – Danny Doyle vs. Fairfield (Feb. 19, 1994) (school record)
Had 16 assists	16 – Scott Machado vs. Manhattan (Jan. 12, 2012)
Had 15 assists	15 – Scott Machado vs. Nevada (Feb. 18, 2012)
Had 14 assists	14 – Rickey McGill vs. Canisius (Jan. 8, 2017)
Had 13 assists	13 – A.J. English vs. Monmouth (Feb. 14, 2014)
Had 12 assists	12 – Rickey McGill vs. Canisius (Jan. 21, 2018)
Had 11 assists	11 – Dylan van Eyck at Marist (Dec. 1, 2021)
Had 10 assists	10 – Daniss Jenkins vs. Marist (Mar. 5, 2023)
Had back-to-back 10+ assist efforts	Scott Machado (2 gms, Dec. 21-29, 2011)
Had three straight 10+ assist efforts	Scott Machado (5 gms, Nov. 17-28, 2011)
Had four straight 10+ assist efforts	Scott Machado (5 gms, Nov. 17-28, 2011)
Had five straight 10+ assist efforts	Scott Machado (5 gms, Nov. 17-28, 2011)

Steals

Had 10 or more steals	10 – Ricky Solver vs. Portland State (Nov. 25, 2005)
Had 9 steals	9 – Ricky Rivers vs. Akron (Dec. 4, 1993)
Had 8 steals	8 – Ricky Solver at Rider (Feb. 11, 2006)
Had 7 steals	7 – Walter Clayton Jr. vs. Siena (Feb. 26, 2023)
Had 6 steals	6 – Joel Brown vs. Marist (Nov. 29, 2023)
Had 5 steals	5 – Idan Tretout vs. Niagara (Jan. 7, 2024)

Blocks

Had 10 or more blocks	11 – Nakiea Miller vs. Fairfield (March 5, 2000)
Had 9 blocks	9 – Greg Jenkins vs. Manhattan (Jan. 25, 2004)
Had 8 blocks	8 – Nakiea Miller vs. St. Francis NY (Nov. 28, 2000)
Had 7 blocks	7 – Isaiah Williams at Manhattan (Feb. 28, 2014)
Had 6 blocks	6 – Nelly Jr. Joseph at Hofstra (Nov. 11, 2022)
Had 5 blocks	5 – Nelly Jr. Joseph vs. Marist (Jan. 2, 2022)

Double-Doubles

Registered a double-double	Osborn Shema (10p/10r) vs. Mount St. Mary's (Jan. 14, 2024)
Back-to-back double-doubles	Nelly Jr. Joseph (3 gms, Feb. 12-19, 2023)
Three straight double-doubles	Nelly Jr. Joseph (3 gms, Feb. 12-19, 2023)
Four straight double-doubles	Nelly Jr. Joseph (11 gms, Dec. 25, 2022 - Feb. 5, 2023)
Five straight double-doubles	Nelly Jr. Joseph (11 gms, Dec. 25, 2022 - Feb. 5, 2023)
Ten straight double-doubles	Nelly Jr. Joseph (11 gms, Dec. 25, 2022 - Feb. 5, 2023)
Eleven straight double-doubles	Nelly Jr. Joseph (11 gms, Dec. 25, 2022 - Feb. 5, 2023)
At least two players had a double-double	Daniss Jenkins (23p, 10a), Nelly Jr. Joseph (19p/12r) at Marist (Jan. 6, 2023)
Three or more players had a double-double	Mike Glover (13p/12r), Taaj Ridley (16p/12r), Scott Machado (14p/11a) vs. Purdue (Nov. 17, 2011)

IONA'S TRIPLE-DOUBLES...

Nakiea Miller (14p/10r/11b) vs. Fairfield (Mar. 5, 2000)
 Scott Machado (10p/11r/10a) vs. Marist (Feb. 12, 2012)
 Isaiah Washington (14p/10r/11a) at Canisius (Feb. 27, 2020)

IONA GAME-BY GAME TEAM STATISTICS

				Total		3-Pointers		Free throws		Rebounds										
Opponent	Date	Score		FG-FGA	PCT	3FG-3FGA	PCT	FT-FTA	PCT	OFF	DEF	TOT	AVG	PF	A	TO	BLK	STL	PTS	AVG
at Col. of Charleston	11/06/2023	69-71	L	29-70	.414	5-20	.250	6-8	.750	12	27	39	39.0	19	7	11	6	10	69	69.0
Sacred Heart	11/10/2023	88-81	W	31-64	.484	14-28	.500	12-24	.500	15	22	37	38.0	16	15	9	4	10	88	78.5
vs High Point	11/20/2023	68-82	L	22-58	.379	9-26	.346	15-21	.714	9	19	28	34.7	23	13	8	3	5	68	75.0
vs Long Beach St.	11/21/2023	76-80	L	28-65	.431	7-29	.241	13-18	.722	13	26	39	35.8	23	15	18	1	9	76	75.3
vs Buffalo	11/22/2023	89-64	W	34-65	.523	13-23	.565	8-11	.727	7	17	24	33.4	15	23	6	1	13	89	78.0
at Colorado	11/26/2023	68-85	L	24-57	.421	8-24	.333	12-17	.706	7	18	25	32.0	22	6	14	0	7	68	76.3
Marist	11/29/2023	64-68	L	19-46	.413	2-14	.143	24-41	.585	11	25	36	32.6	29	9	19	4	13	64	74.6
at Fairfield	12/01/2023	78-67	W	27-54	.500	10-18	.556	14-20	.700	13	26	39	33.4	17	17	15	0	8	78	75.0
Hofstra	12/06/2023	57-62	L	20-57	.351	10-28	.357	7-10	.700	13	24	37	33.8	16	15	13	4	8	57	73.0
Saint Francis (PA)	12/10/2023	61-54	W	19-55	.345	5-20	.250	18-25	.720	10	28	38	34.2	20	14	10	6	9	61	71.8
vs Saint Joseph's	12/16/2023	58-83	L	18-65	.277	7-30	.233	15-23	.652	17	18	35	34.3	17	13	11	1	13	58	70.5
Colgate	12/21/2023	85-65	W	31-57	.544	11-23	.478	12-15	.800	10	27	37	34.5	18	20	11	3	5	85	71.8
at Harvard	12/30/2023	69-60	W	27-61	.443	6-19	.316	9-19	.474	10	26	36	34.6	17	9	8	5	8	69	71.5
at Saint Peter's	01/05/2024	57-69	L	19-57	.333	8-29	.276	11-14	.786	5	20	25	33.9	24	15	11	6	12	57	70.5
Niagara	01/07/2024	73-75	L	31-62	.500	5-19	.263	6-14	.429	7	17	24	33.3	16	13	7	2	17	73	70.7
Mount St. Mary's	01/14/2024	87-70	W	34-65	.523	8-17	.471	11-18	.611	14	24	38	33.6	15	17	5	5	10	87	71.7
Total		1147		413-958	.431	128-367	.349	193-298	.648	173	364	537	33.6	307	221	176	51	157	1147	71.7
Opponents		1136		375-842	.445	124-352	.352	262-365	.718	163	422	585	36.6	254	210	245	64	90	1136	71.0

Iona Averages

Games Played	Points/game	FG Pct	3FG Pct	FT Pct	Rebounds/game	Assists/game	Turnovers/game	Assist/Turnover ratio	Steals/game	Blocks/game
16	71.7	43.1	34.9	64.8	33.6	13.8	11.0	1.3	9.8	3.2

OPPONENT GAME-BY GAME TEAM STATISTICS

				Total		3-Pointers		Free throws		Rebounds										
Opponent	Date	Score		FG-FGA	PCT	3FG-3FGA	PCT	FT-FTA	PCT	OFF	DEF	TOT	AVG	PF	A	TO	BLK	STL	PTS	AVG
at Col. of Charleston	11/06/2023	69-71	L	25-59	.424	5-28	.179	16-20	.800	10	30	40	40.0	12	11	14	6	7	71	71.0
Sacred Heart	11/10/2023	88-81	W	31-61	.508	9-18	.500	10-17	.588	11	27	38	39.0	20	16	14	6	6	81	76.0
vs High Point	11/20/2023	68-82	L	22-49	.449	12-28	.429	26-30	.867	10	29	39	39.0	18	9	11	5	4	82	78.0
vs Long Beach St.	11/21/2023	76-80	L	27-57	.474	7-18	.389	19-30	.633	8	27	35	38.0	19	15	15	5	14	80	78.5
vs Buffalo	11/22/2023	89-64	W	21-50	.420	6-23	.261	16-20	.800	14	25	39	38.2	8	8	22	8	3	64	75.6
at Colorado	11/26/2023	68-85	L	31-51	.608	6-17	.353	17-23	.739	6	29	35	37.7	15	17	13	0	5	85	77.2
Marist	11/29/2023	64-68	L	18-44	.409	4-15	.267	28-42	.667	10	23	33	37.0	26	13	19	3	8	68	75.9
at Fairfield	12/01/2023	78-67	W	26-60	.433	8-26	.308	7-14	.500	14	18	32	36.4	19	12	17	1	6	67	74.8
Hofstra	12/06/2023	57-62	L	22-54	.407	11-29	.379	7-11	.636	12	25	37	36.4	10	16	13	7	7	62	73.3
Saint Francis (PA)	12/10/2023	61-54	W	17-55	.309	4-23	.174	16-24	.667	15	29	44	37.2	18	12	15	8	8	54	71.4
vs Saint Joseph's	12/16/2023	58-83	L	26-50	.520	15-30	.500	16-24	.667	8	34	42	37.6	18	15	16	3	5	83	72.5
Colgate	12/21/2023	85-65	W	23-51	.451	7-20	.350	12-22	.545	7	17	24	36.5	13	16	11	2	4	65	71.8
at Harvard	12/30/2023	69-60	W	18-49	.367	5-21	.238	19-25	.760	9	30	39	36.7	18	12	15	4	4	60	70.9
at Saint Peter's	01/05/2024	57-69	L	19-47	.404	9-17	.529	22-25	.880	8	29	37	36.7	13	13	19	2	3	69	70.8
Niagara	01/07/2024	73-75	L	24-49	.490	8-17	.471	19-24	.792	12	29	41	37.0	13	9	20	0	3	75	71.1
Mount St. Mary's	01/14/2024	87-70	W	25-56	.446	8-22	.364	12-14	.857	9	21	30	36.6	14	16	11	4	3	70	71.0
Total		1136		375-842	.445	124-352	.352	262-365	.718	163	422	585	36.6	254	210	245	64	90	1136	71.0
Iona		1147		413-958	.431	128-367	.349	193-298	.648	173	364	537	33.6	307	221	176	51	157	1147	71.7

Opponents Averages

Games Played	Points/game	FG Pct	3FG Pct	FT Pct	Rebounds/game	Assists/game	Turnovers/game	Assist/Turnover ratio	Steals/game	Blocks/game
16	71.0	44.5	35.2	71.8	36.6	13.1	15.3	0.9	5.6	4.0

GAELS BY THE NUMBERS... (LAST FOUR SEASONS IN PARENTHESIS)

Iona Record:

Overall	7-9 (71-31)
MAAC	2-3 (42-12)
At the Hynes Athletics Center	4-3 (32-6)
On the Road	2-3 (21-15)
Neutral Sites	1-3 (18-10)
MAAC Home Games	1-2 (23-4)
MAAC Away Games	1-1 (19-8)
MAAC Neutral Games	0-0 (0-0)
Leading at the half	6-2 (53-10)
Trailing at the half	1-6 (13-18)
Tied at the half	0-1 (5-3)
Overtime	0-0 (3-0)
After a win	1-5 (49-21)
After a loss	6-4 (22-9)

Day of the Week:

Sunday	2-2 (19-8)
Monday	0-2 (1-3)
Tuesday	0-1 (10-2)
Wednesday	1-2 (5-5)
Thursday	1-0 (3-2)
Friday	2-1 (23-6)
Saturday	1-1 (10-5)

Month:

November	2-5 (10-10)
December	4-2 (20-6)
January	1-2 (14-6)
February	0-0 (17-4)
March	0-0 (10-5)

Tip-off Time

Day games	4-4 (27-14)
Night games (after 5 p.m.)	3-5 (44-17)

When Iona Scores

Less than 50 points	0-0 (0-0)
50-59 points	0-3 (2-7)
60-69 points	2-4 (6-10)
70-79 points	1-2 (33-12)
80-89 points	4-0 (24-2)
90-99 points	0-0 (6-0)
More than 99 points	0-0 (0-0)

When Opponent Scores:

Less than 50 points	0-0 (2-0)
50-59 points	1-0 (23-0)
60-69 points	4-3 (28-6)
70-79 points	1-2 (14-11)
80-89 points	1-4 (4-13)
90-99 points	0-0 (0-1)
More than 99 points	0-0 (0-0)

When Iona's FG Percentage is:

Less than 35%	1-2 (3-4)
35-39.9%	0-2 (4-9)
40-44.9%	1-4 (20-8)
45-49.9%	1-0 (23-7)
50% or higher	4-1 (21-3)

When Opponents' FG Percentage is:

Less than 35%	1-0 (15-1)
35-39.9%	1-0 (27-0)
40-44.9%	3-5 (14-12)
45-49.9%	1-2 (10-9)
50% or higher	1-2 (5-9)

When Iona's 3FG Percentage is:

Less than 35%	2-8 (32-21)
35% or greater	5-1 (39-10)
35-39.9%	0-1 (11-3)
40-44.9%	0-0 (7-3)
45-49.9%	2-0 (13-1)
50% or higher	3-0 (8-3)

When Opponents' FG Percentage is:

Less than 35%	4-2 (58-13)
35% or greater	3-7 (13-18)
35-39.9%	2-3 (8-4)
40-44.9%	0-1 (2-6)
45-49.9%	0-1 (0-4)
50% or higher	1-2 (3-4)

At the Free Throw Line:

When Iona makes more FTs	3-0 (42-3)
When Iona shoots more FTs	4-0 (42-5)
When opponents make more FTs	3-8 (27-26)
When opponents shoot more FTs	3-9 (27-25)
When free throws made are equal	1-1 (2-2)
When free throws shot are equal	0-0 (2-1)

From Behind the Arc:

When Iona makes more threes	6-1 (48-9)
When opponents make more threes	0-6 (17-18)
Three pointers are equal	1-2 (6-4)

Rebounds:

When Iona out rebounds opponent	3-2 (45-8)
When opponent out rebounds Iona	4-6 (25-21)
When rebounds are equal	0-1 (1-2)

Assists:

When Iona has more assists	5-3 (59-9)
When opponent has more assists	2-5 (9-21)
When assists are equal	0-1 (3-1)

Turnovers:

When Iona has more TOs	0-2 (19-14)
When opponent has more TOs	6-5 (45-15)
When turnovers are equal	1-2 (7-2)

Margin of Victory/Loss:

1 point	0-0 (1-2)
2 points	0-2 (1-3)
4 points or less	0-4 (8-10)
5-9 points	3-1 (21-8)
Less than 10	3-5 (29-18)
10 or more	4-4 (42-13)
10-14 points	1-2 (11-6)
15-19 points	1-1 (11-3)
20 or more points	2-1 (20-4)

Uniform Color

White	3-5 (32-10)
Maroon	1-3 (16-10)
Gold	2-0 (16-9)
Grey	1-1 (7-2)

Assists:

	Iona	Opponent
Less than 10	1-3 (6-8)	1-2 (24-4)
10-14	1-3 (18-14)	3-3 (38-10)
15-19	3-3 (30-9)	3-4 (9-14)
15+	5-3 (47-9)	3-4 (9-17)
20+	2-0 (17-0)	0-0 (0-3)
25+	0-0 (1-0)	0-0 (0-0)
30+	0-0 (0-0)	0-0 (0-0)

3-Pt Field Goals:

	Iona	Opponent
Less than 5	0-1 (10-6)	1-1 (19-3)
Less than 10	3-8 (54-26)	7-6 (66-25)
5-9	3-7 (44-20)	6-5 (47-22)
10-14	4-1 (17-5)	0-2 (5-5)
15-19	0-0 (0-0)	0-1 (0-1)
10+	4-1 (17-5)	0-3 (5-6)
15+	0-0 (0-0)	0-1 (0-1)
20+	0-0 (0-0)	0-0 (0-0)

Turnovers:

	Iona	Opponent
Less than 5	0-0 (0-0)	0-0 (0-0)
Less than 10	4-2 (18-6)	0-0 (5-6)
5-9	4-2 (18-6)	0-0 (5-6)
10-14	2-5 (37-12)	3-4 (31-15)
15-19	1-2 (14-12)	3-4 (28-7)
10+	3-7 (53-25)	7-9 (66-25)
15+	1-2 (16-13)	4-5 (35-10)
20+	0-0 (2-1)	1-1 (7-3)

Free Throw Made:

	Iona	Opponent
Less than 5	0-0 (0-1)	0-0 (4-0)
Less than 10	2-3 (13-10)	1-1 (23-2)
5-9	2-3 (13-9)	1-1 (19-2)
10-14	4-3 (25-14)	3-0 (23-7)
15-19	1-2 (19-4)	3-5 (15-12)
10+	5-6 (58-21)	6-8 (48-29)
15+	1-3 (33-7)	3-8 (25-22)
20+	0-1 (14-3)	0-3 (10-10)

Free Throw Att:

	Iona	Opponent
Less than 5	0-0 (0-0)	0-0 (0-0)
Less than 10	0-1 (2-3)	0-0 (5-1)
5-9	0-1 (2-3)	0-0 (5-1)
10-14	1-3 (11-9)	2-1 (18-3)
15-19	3-2 (17-12)	1-0 (17-5)
10+	7-8 (69-28)	7-9 (66-30)
15+	6-5 (58-19)	5-8 (48-27)
20+	3-3 (41-7)	4-8 (31-22)

Free Throw Pct:

	Iona	Opponent
50-59.9%	1-1 (5-10)	3-0 (11-1)
60-69.9%	1-1 (13-3)	1-4 (24-9)
70-79.9%	3-7 (31-17)	1-2 (16-12)
80-89.9%	1-0 (17-9)	2-3 (11-8)
90-100%	0-0 (5-0)	0-0 (2-1)
Less than 75%	6-7 (42-20)	4-5 (50-15)
75% or greater	1-2 (29-11)	3-4 (21-16)

SUPERLATIVES

Individual Superlatives	IONA HIGHS	OPPONENT HIGHS
Points, Game:	34, Idan Tretout, vs. Sacred Heart (11/10/23)	27, Abdoulaye Thiam, vs. High Point (11/20/23)
Points, 1st Half:	19, Idan Tretout, vs. Sacred Heart (11/10/23)	14, Tristen da Silva, at Colorado (11/26/23)
Points, 2nd Half:	18, Wheza Panzo, at Fairfield (12/1/23)	20, Corey Washington, at Saint Peter's (1/5/23)
Points, Overtime:		
Field Goals Made:	12, 2x (Greg Gordon), vs. Niagara (1/7/24)	8, 2x (Jasper Floyd), at Fairfield (12/1/23)
Field Goals Attempted:	23, Greg Gordon, at Charleston (11/6/23)	14, 2x (Jalen Leach), at Fairfield (12/1/23)
FG Pct. (min. 10 att.):	70.6% (12-17), Greg Gordon, vs. Niagara (1/7/24)	72.7% (8-11), Abdoulaye Thiam, vs. High Point (11/20/23)
FG Pct. (min. 5 att.):	88.9% (8-9), Jean Aranguren, vs. Colgate (12/21/23)	85.7% (6-7), Tristen da Silva, at Colorado (11/26/23)
3-Point FG Made:	7, 2x (Wheza Panzo), at Fairfield (12/1/23)	6, Erik Reynolds II, vs. Saint Joseph's (12/16/23)
3-Point FG Attempted:	14, Wheza Panzo, vs. Long Beach St. (11/21/23)	10, Caleb Fields, at Fairfield (12/1/23)
3-FG% (4 att.):	83.3% (5-6), Wheza Panzo, vs. Buffalo (11/22/23)	75.0% (3-4), 2x (Brent Bland), at Saint Peter's (1/5/23)
Free Throws Made:	9, Idan Tretout, vs. Marist (11/29/23)	11, Corey Washington, at Saint Peter's (1/5/23)
Free Throws Attempted:	17, Idan Tretout, vs. Marist (11/29/23)	12, Corey Washington, at Saint Peter's (1/5/23)
FT% (10 att.):	80.0% (8-10), Jeremiah Quigley, vs. Saint Francis (12/10/23)	91.7 (11-12), Corey Washington, at Saint Peter's (1/5/23)
FT% (7 att.):	100% (8-8), Jeremiah Quigley, at Fairfield (12/1/23)	91.7 (11-12), Corey Washington, at Saint Peter's (1/5/23)
Rebounds:	14, Greg Gordon, at Charleston (11/6/23)	13, Eli Wilborn, vs. Saint Francis (12/10/23)
Off. Rebounds:	6, 2x (Sultan Adawale), vs. Sacred Heart (11/10/23)	4, 4x (Harlan Obioha), vs. Niagara (1/7/24)
Def. Rebounds:	8, 2x (Greg Gordon), vs. Long Beach St. (11/21/23)	9, 3x (Thomas Batties), at Harvard (12/30/23)
Assists:	7, 2x (Idan Tretout), at Fairfield (12/1/23)	7, 2x (Jaquan Carlos), vs. Hofstra (12/6/23)
Turnovers:	7, Idan Tretout, vs. Marist (11/29/23)	7, Anquan Boldin Jr., vs. Buffalo (11/22/23)
Blocks:	3, 5x (Osborn Shema), vs. Mount St. Mary's (1/14/24)	5, Sy Chatman, vs. Buffalo (11/22/23)
Steals:	6, Joel Brown, vs. Marist (11/29/23)	4, 5x (Cam Gregory), vs. Saint Francis (12/10/23)
Minutes Played:	37, Wheza Panzo, at Saint Peter's (1/5/23)	40, Tyler Thomas, vs. Hofstra (12/6/23)

Team Superlatives	IONA HIGH	IONA LOW	OPPONENT HIGH	OPPONENT LOW
Points	89, vs. Buffalo	57, 2x (at Saint Peter's)	85, at Colorado	54, vs. Saint Francis
Points (1st Half)	48, vs. Colgate	19, at Saint Peter's	46, at Charleston	24, 2x (vs. Colgate)
Points (2nd Half)	52, vs. Mount St. Mary's	30, at Charleston	43, 2x (vs. Marist)	25, at Charleston
Victory Margin	25, vs. Buffalo	7, 2x (vs. Saint Francis)	25, vs. Saint Joseph's	2, 2x (vs. Niagara)
Field Goals Made	34, 2x (vs. Mount St. Mary's)	18, vs. Saint Joseph's	31, 2x (at Colorado)	17, vs. Saint Francis
Field Goals Att.	70, at Charleston	46, vs. Marist	61, vs. Sacred Heart	44, vs. Marist
Field Goal Pct.	54.4%, vs. Colgate	27.7%, vs. Saint Joseph's	60.8%, at Colorado	30.9%, vs. Saint Francis
First Half FG%	63.0%, vs. Colgate	25.0%, 2x (at Saint Peter's)	60.9%, at Colorado	22.6%, vs. Saint Francis
Second Half FG%	63.6%, vs. Mount St. Mary's	30.3%, vs. Saint Joseph's	60.7%, at Colorado	30.8%, at Charleston
3-Pt FG Made	14, vs. Sacred Heart	2, vs. Marist	15, vs. Saint Joseph's	4, 2x (vs. Saint Francis)
3-Pt FG Attempted	29, 3x (at Saint Peter's)	14, vs. Marist	30, vs. Saint Joseph's	15, vs. Marist
3-Pt FG%	56.5%, vs. Buffalo	14.3%, vs. Marist	52.9%, at Saint Peter's	17.4%, vs. Saint Francis
Free Throws Made	24, vs. Marist	6, 2x (vs. Niagara)	28, vs. Marist	7, 2x (vs. Hofstra)
Free Throws Att.	41, vs. Marist	8, at Charleston	42, vs. Marist	11, vs. Hofstra
Free Throw %	80.0%, vs. Colgate	42.9%, vs. Niagara	88.0%, at Saint Peter's	50.0%, at Fairfield
Offensive Rebounds	17, vs. Saint Joseph's	7, 2x (vs. Niagara)	14, vs. Saint Francis	6, at Colorado
Defensive Rebounds	28, vs. Saint Francis	17, 2x (vs. Niagara)	34, vs. Saint Joseph's	17, vs. Colgate
Rebounds	39, 3x (at Fairfield)	24, 2x (vs. Niagara)	42, vs. Saint Joseph's	24, vs. Colgate
Assists	23, vs. Buffalo	6, at Colorado	17, at Colorado	8, vs. Buffalo
Turnovers	19, vs. Marist	5, vs. Mount St. Mary's	22, vs. Buffalo	11, 3x (vs. Mount St. Mary's)
Steals	17, vs. Niagara	5, 2x (vs. Colgate)	14, vs. Long Beach St.	3, 4x (vs. Mount St. Mary's)
Blocked Shots	6, 3x (at Saint Peter's)	0, 2x (at Fairfield)	8, 2x (vs. Saint Francis)	0, 2x (vs. Niagara)
Possessions	78, vs. Long Beach St.	61, vs. Hofstra	78, vs. Long Beach St.	61, vs. Hofstra
Double Digit Scorers	5, 3x (vs. Mount St. Mary's)	2, 7x (vs. Niagara)	5, 2x (at Colorado)	2, 5x (vs. Mount St. Mary's)

IONA POINTS-REBOUNDS-ASSISTS

Opponent	Date	Score		0	1	2	3	4	5	7	10	11	13	20
				BRICE, ISAA	PANZO, WHEZ	GORDON, GRE	QUIGLEY, JE	ARANGUREN, BROWN, JOEL	TRETOUT, ID	WILLIAMS J	ADEWALE, SU	BATES IV, A	CHAPPALI, R	
at Col. of Charleston	11/06/2023	69-71	L	0-0-0	6-2-0	18-14-2	12-4-2	5-6-1	4-2-2	17-3-0	7-2-0	0-2-0	0-1-0	DNP
Sacred Heart	11/10/2023	88-81	W	0-0-0	12-1-1	8-3-0	9-2-4	2-6-1	10-7-5	34-2-2	0-3-1	8-9-1	0-0-0	DNP
vs High Point	11/20/2023	68-82	L	1-2-0	18-0-0	3-3-0	11-6-6	8-2-1	7-2-3	5-0-1	7-4-1	0-1-0	5-0-1	DNP
vs Long Beach St.	11/21/2023	76-80	L	DNP	12-5-0	12-11-2	2-1-1	16-5-2	6-1-3	17-4-5	0-3-1	11-5-0	0-0-0	DNP
vs Buffalo	11/22/2023	89-64	W	4-2-1	20-1-1	16-4-2	4-1-5	10-2-4	6-3-7	11-1-2	0-0-0	8-5-1	4-1-0	0-0-0
at Colorado	11/26/2023	68-85	L	2-2-0	3-3-1	19-2-0	11-1-1	6-3-0	DNP	18-3-2	0-2-2	0-3-0	0-1-0	DNP
Marist	11/29/2023	64-68	L	1-2-0	3-3-2	14-7-1	10-4-1	2-2-1	13-6-1	14-3-2	2-1-0	2-2-1	DNP	DNP
at Fairfield	12/01/2023	78-67	W	1-2-0	23-4-1	8-6-0	8-1-3	9-4-1	8-4-4	12-6-7	0-1-0	7-5-1	DNP	DNP
Hofstra	12/06/2023	57-62	L	3-0-0	15-3-1	7-3-0	6-6-3	12-8-4	0-1-2	2-3-4	0-0-0	4-6-0	DNP	DNP
Saint Francis (PA)	12/10/2023	61-54	W	0-0-0	3-5-3	DNP	12-7-6	20-4-1	0-2-3	6-2-0	9-7-0	8-5-0	3-1-1	DNP
vs Saint Joseph's	12/16/2023	58-83	L	2-3-0	0-1-1	11-6-1	9-2-4	5-5-3	1-2-2	7-4-0	DNP	3-4-0	1-1-0	DNP
Colgate	12/21/2023	85-65	W	DNP	12-3-4	11-6-1	5-2-6	22-8-1	11-4-2	14-2-4	DNP	2-2-0	0-0-0	DNP
at Harvard	12/30/2023	69-60	W	DNP	3-2-0	18-12-1	15-3-2	6-2-1	6-5-1	15-5-2	DNP	0-0-0	DNP	DNP
at Saint Peter's	01/05/2024	57-69	L	4-0-0	8-2-5	0-1-0	2-3-2	12-5-0	7-5-4	7-2-3	DNP	2-2-0	DNP	DNP
Niagara	01/07/2024	73-75	L	0-0-0	2-2-1	24-4-2	8-1-1	6-5-1	9-2-4	22-5-3	DNP	0-2-1	0-0-0	DNP
Mount St. Mary's	01/14/2024	87-70	W	0-1-0	14-3-3	26-6-2	10-2-1	8-3-1	6-3-3	13-5-4	0-1-0	0-1-0	0-0-0	DNP

Opponent	Date	Score		23	55
				SAUNDERS, D	SHEMA, OSBO
at Col. of Charleston	11/06/2023	69-71	L	DNP	DNP
Sacred Heart	11/10/2023	88-81	W	5-1-0	DNP
vs High Point	11/20/2023	68-82	L	3-0-0	DNP
vs Long Beach St.	11/21/2023	76-80	L	0-0-1	DNP
vs Buffalo	11/22/2023	89-64	W	6-0-0	DNP
at Colorado	11/26/2023	68-85	L	9-1-0	DNP
Marist	11/29/2023	64-68	L	3-2-0	DNP
at Fairfield	12/01/2023	78-67	W	2-2-0	DNP
Hofstra	12/06/2023	57-62	L	8-4-1	DNP
Saint Francis (PA)	12/10/2023	61-54	W	0-0-0	DNP
vs Saint Joseph's	12/16/2023	58-83	L	16-3-2	3-2-0
Colgate	12/21/2023	85-65	W	3-1-1	5-7-1
at Harvard	12/30/2023	69-60	W	0-3-0	6-1-2
at Saint Peter's	01/05/2024	57-69	L	0-0-0	15-3-1
Niagara	01/07/2024	73-75	L	0-0-0	2-1-0
Mount St. Mary's	01/14/2024	87-70	W	0-1-0	10-10-3

STARTING LINEUPS (16 GAMES, 8 LINEUPS)

Opponent	F	F	G	G	G	Record
at Charleston	Adewale	Gordon	Panzo	Tretout	Brown	-
SACRED HEART	Adewale	Gordon	Panzo	Tretout	Brown	-
vs. High Point	Adewale	Gordon	Panzo	Tretout	Brown	-
vs. Long Beach State	Adewale	Gordon	Panzo	Tretout	Brown	-
vs. Buffalo	Adewale	Gordon	Panzo	Tretout	Brown	-
at Colorado	Adewale	Gordon	Panzo	Tretout	Quigley	0-1
MARIST	Adewale	Gordon	Panzo	Tretout	Brown	2-4
at Fairfield	Adewale	Gordon	Panzo	Quigley	Brown	1-0
HOFSTRA	Adewale	Gordon	Aranguren	Tretout	Brown	0-1
SAINT FRANCIS (PA.)	Adewale	Brice	Panzo	Tretout	Brown	1-0
vs. Saint Joseph's	Shema	Gordon	Panzo	Aranguren	Quigley	0-1
COLGATE	Shema	Gordon	Panzo	Tretout	Brown	-
at Harvard	Shema	Gordon	Panzo	Tretout	Brown	-
at Saint Peter's	Shema	Gordon	Panzo	Tretout	Brown	-
NIAGARA	Shema	Gordon	Panzo	Tretout	Brown	2-2
MOUNT ST. MARY'S	Shema	Gordon	Arenguren	Tretout	Brown	1-0
CANISIUS						
at Quinnipiac						
at Siena						
FAIRFIELD						
RIDER						
at Niagara						
at Canisius						
MANHATTAN						
SAINT PETER'S						
at Rider						
at Mount St. Mary's						
QUINNIPIAC						
at Marist						
at Manhattan						
SIENA						

LAST TIME OUT... (IONA 87 • MOUNT ST. MARY'S 70 • JAN. 14, 2024)



Official Basketball Box Score - Final
Mount St. Mary's at Iona
01/14/24 Hynes Center, New Rochelle
2023-24 Men's Basketball

Game Time: 1:00 PM
Game Duration: 1:50
Attendance: 1,434

Officials: Matt Potter, Clarence Armstrong, Mike Evans

Mount St. Mary's - 70

Record: 6-10 (2-3)

NO.	Name		Min	FG		3P		FT		Rebounds			Fouls		TP	AS	TO	ST	Blocks		+/-
				M-A	M-A	M-A	M-A	M-A	M-A	OR	DR	TOT	PF	FD					BS	BA	
11	George Tinsley	F	33:33	4-7	1-1	2-2	2	3	5	1	1	11	1	1	11	1	1	1	0	0	-9
12	Jedy Cordilia	F	12:06	3-7	0-0	1-2	1	2	3	4	1	7	0	0	0	0	0	1	0	0	0
1	Dakota Lefew	G	31:36	7-12	4-8	2-2	0	3	3	1	2	20	5	5	0	0	2	2	4	0	-4
2	De'Shayne Montgomery	G	32:57	1-7	0-2	2-2	3	3	6	0	4	4	6	2	1	2	2	-9	0	0	-9
23	Joshua Reaves	G	30:04	4-8	1-4	0-0	0	1	1	1	0	9	1	0	0	0	0	0	0	-22	0
13	Dallas Hobbs		23:14	1-7	1-6	2-2	0	2	2	3	3	5	0	2	0	2	0	1	0	-14	0
4	Dola Adebayo		07:53	0-1	0-0	2-2	1	0	1	0	2	2	1	0	0	0	0	0	1	0	0
24	Frantisek Barton		05:56	0-0	0-0	0-0	1	1	2	1	0	0	1	0	0	0	0	0	0	-9	0
15	Terrell Ard, Jr.		20:32	4-6	0-0	1-2	0	3	3	3	1	9	1	1	1	1	0	0	0	-16	0
10	Patrick Haigh		02:09	1-1	1-1	0-0	0	0	0	0	0	3	0	0	0	0	0	0	0	-2	0
Team							1	3	4				0				0				
Totals				25-56	8-22	12-14	9	21	30	14	14	70	16	11	3	4	5	-17			

Shooting By Period			
1 st	FG%	12-28	42.9%
	3PT%	2-11	18.2%
	FT%	4-6	66.7%
2 nd	FG%	13-28	46.4%
	3PT%	6-11	54.5%
	FT%	8-8	100%
GM	FG%	25-56	44.6%
	3PT%	8-22	36.4%
	FT%	12-14	85.7%

Dead Ball Rebounds: 0, 0

Technical Fouls::NONE

Iona - 87

Record: 7-9 (2-3)

NO.	Name		Min	FG		3P		FT		Rebounds			Fouls		TP	AS	TO	ST	Blocks		+/-
				M-A	M-A	M-A	M-A	M-A	M-A	OR	DR	TOT	PF	FD					BS	BA	
55	Osborn Shema	F	27:07	5-7	0-1	0-0	3	7	10	0	0	0	0	5	26	2	1	2	3	0	8
2	Greg Gordon	G	29:35	9-14	2-4	6-9	3	3	6	0	3	6	0	0	26	2	1	2	1	0	17
4	Jean Aranguren	G	28:16	3-7	0-1	2-2	2	1	3	1	3	8	1	0	4	0	4	0	1	15	0
5	Joel Brown	G	20:01	3-6	0-0	0-1	0	3	3	4	2	6	3	1	1	0	0	0	0	10	0
7	Idan Tretout	G	30:06	5-14	2-5	1-4	2	3	5	2	2	13	4	0	1	0	2	17	0	0	0
1	Wheza Panzo		26:26	4-5	4-5	2-2	2	1	3	3	1	14	3	1	1	1	0	9	0	0	0
3	Jeremiah Quigley		24:59	5-10	0-0	0-0	0	2	2	3	1	10	1	0	2	0	0	1	14	0	0
10	Terrell Williams Jr.		04:47	0-0	0-0	0-0	0	1	1	2	0	0	0	0	0	0	0	0	0	-6	0
11	Sultan Adewale		03:37	0-1	0-0	0-0	0	1	1	0	0	0	0	0	0	0	0	0	0	-1	0
0	Isaac Brice		01:15	0-0	0-0	0-0	0	1	1	0	0	0	0	0	0	0	0	0	0	1	0
13	Alex Bates IV		00:40	0-1	0-1	0-0	0	0	0	0	0	0	0	0	0	0	0	0	0	-1	0
23	Dylan Saunders		03:11	0-0	0-0	0-0	1	0	1	0	0	0	0	0	0	0	0	0	0	2	0
Team							1	1	2				0				0				
Totals				34-65	8-17	11-18	14	24	38	15	14	87	17	5	10	5	4	17			

Technical Fouls:Tretout 2nd18:09

	MSM	IONA
Biggest lead	6 (1 st 12:53)	17 (2 nd 0:42)
Best Scoring Run	5(1 st 15:14)	10(1 st 10:33)
Lead Changes	1	
Times Tied	5	
Time with Lead	06:36	28:34

Points from	MSM	IONA
Turnovers	6	16
Paint	30	44
Second Chance	8	13
Fast Breaks	6	11
Bench	19	24

Period by Period Scoring			
	1st	2nd	TOT
MSM	30	40	70
IONA	35	52	87

IONA PERFORMERS

- Greg Gordon shot 9-for-14 from the field and 6-for-9 from the charity stripe, draining two long distance daggers to account for his Iona career-high 26 points. It was his second-straight 20+ point effort. Gordon added six rebounds, two assists and two steals.
- Wheza Panzo scored all 14 of his points in the second half, shooting 4-of-5 from long distance while adding two free throws. Panzo posted three rebounds and three steals in 26 minutes off the bench.
- Idan Tretout posted 13 points, five rebounds and a team-best four assists and committed zero turnovers in 30 minutes.
- Osborn Shema had his second collegiate double-double with the 10/10 effort. He was 5-for-7 from the field with three assists and three blocks.
- Jeremiah Quigley added 10 points, two rebounds and an assist.

THE OPPONENT

- The Mount's Dakota Lefew led the visitors with 20 points, connecting on four three pointers in the loss. He posted three rebounds and five assists.
- George Tinsley had 11 points and five boards.
- De'Shayne Montgomery had four points but a team-high six rebounds and six assists.Harlan Obioha led with nine rebounds.

TEAM STATISTICS

- Iona outshot Mount Saint Mary's for the game 52.3%-44.6% and 47.1%-36.4% from beyond the arc.
- After its 2-for-11 start, Iona finished the first half 11-for-21 and combined with a season-best field goal percentage effort in the second half, finished the contest 32-for-54 or just under 60% from the field.
- Mount St. Mary's converted seven of its first eight shot attempts in the second half, but just six of its final 20.
- The Gaels out rebounded the Mountaineers 38-30 for the contest including 14-9 on the offensive glass and held a 13-8 lead on second chance points.
- The Mount also jumped out to a quick start on the boards, outrebounding the Gaels 12-6 with six offensive rebounds in the first 6:45 of the contest. The remaining 33+ minutes, Iona held a 32-18 rebounding advantage and surrendered just three offensive rebounds the rest of the way.
- Iona posted 17 assists to just five turnovers, setting a season low in giveaways. Mount St. Mary's had 16 assists and 11 turnovers. Eight of the visitors' 11 turnovers came in the first half. There were just four combined turnovers for both squads in the second half. Iona held a 16-6 advantage in points of giveaways.

LAST TIME VS. CANISIUS... (IONA 80, CANISIUS 59 • FEB. 10, 2023)



Official Basketball Box Score - Final
Iona at Canisius
02/10/23 Koessler Athletic Center, Buffalo, N.Y.
2022-23 Men's Basketball

Game Time: 7:02 PM
Game Duration: 1:49
Attendance: 857

Officials: Jamie Luckie, Adam Vandenburg, Tim Smith

Iona - 80 Record: 17-7 (10-3)

			FG	3P	FT	Rebounds			Fouls		TP	AS	TO	ST	Blocks		+/-
NO.	Name	Min	M-A	M-A	M-A	OR	DR	TOT	PF	FD					BS	BA	
0	Berrick JeanLouis	F 30:55	4-5	0-1	0-0	0	5	5	2	1	8	2	1	3	0	0	18
13	Nelly Joseph	F 26:15	7-9	0-0	1-3	2	6	8	2	2	15	0	4	0	0	1	20
55	Osborn Shema	F 35:13	7-10	2-3	0-0	2	4	6	1	1	16	3	2	1	0	0	16
1	Walter Clayton Jr.	G 27:06	7-12	4-7	1-2	0	2	2	4	3	19	2	2	1	0	0	22
5	Daniss Jenkins	G 34:34	2-6	0-2	5-6	1	4	5	2	3	9	6	3	2	1	1	21
2	Sadiku Ibine Ayo	08:23	3-3	0-0	0-0	1	2	3	0	0	6	0	2	0	0	0	-3
3	Cruz Davis	21:17	3-6	1-2	0-0	0	2	2	3	0	7	2	1	1	1	0	10
4	Parker Weiss	12:22	0-0	0-0	0-0	0	0	0	2	0	0	0	1	1	1	0	6
12	Anton Brookshire	03:55	0-0	0-0	0-0	0	0	0	1	0	0	0	0	0	0	0	-5
Team						0	1	1			0		0				
Totals			33-51	7-15	7-11	6	26	32	17	10	80	15	16	9	3	2	21

Shooting By Period			
1 st	FG%	17-28	60.7%
	3PT%	4-10	40.0%
	FT%	2-6	33.3%
2 nd	FG%	16-23	69.6%
	3PT%	3-5	60.0%
	FT%	5-5	100%
GM	FG%	33-51	64.7%
	3PT%	7-15	46.7%
	FT%	7-11	63.6%

Dead Ball Rebounds: 2, 0

Technical Fouls::NONE

Canisius - 59 Record: 5-18 (3-11)

NO. Name			Min	FG M-A	3P M-A	FT M-A	Rebounds OR DR TOT			Fouls PF FD		TP	AS	TO	ST	Blocks BS BA		+/-
10	Jacco Fritz	F	30:05	1-2	0-1	0-0	2	4	6	2	3	2	2	2	0	1	0	-27
0	Tre Dinkins	G	22:58	1-6	1-3	0-0	0	1	1	0	0	3	0	0	0	0	2	-8
3	Jordan Henderson	G	37:44	1-10	0-4	1-2	0	2	2	2	2	3	5	4	2	0	0	-14
25	Xzavier Long	G	35:06	3-7	0-1	3-3	2	4	6	1	3	9	0	2	1	0	0	-17
44	Tahj Staveskie	G	36:03	9-16	3-5	5-6	3	1	4	0	6	26	3	3	3	1	1	-17
12	Bryce Okpoh		04:26	0-1	0-0	0-0	0	0	0	1	0	0	0	0	0	0	0	-3
21	TJ Gadsden		07:43	1-2	1-1	2-2	0	0	0	4	1	5	0	2	1	0	0	-7
2	Jamir Moultrie		20:37	4-8	1-4	2-2	0	1	1	0	2	11	0	1	0	0	0	-16
5	Siem Uijtendaal		05:18	0-1	0-0	0-0	0	0	0	0	0	0	0	0	1	0	0	4
Team							1	1	2			0		0				
Totals				20-53	6-19	13-15	8	14	22	10	17	59	10	14	8	2	3	-21

Shooting By Period			
1 st	FG%	11-27	40.7%
	3PT%	4-9	44.4%
	FT%	7-8	87.5%
2 nd	FG%	9-26	34.6%
	3PT%	2-10	20.0%
	FT%	6-7	85.7%
GM	FG%	20-53	37.7%
	3PT%	6-19	31.6%
	FT%	13-15	86.7%

Dead Ball Rebounds: 1, 0

Technical Fouls::NONE

	ION	CAN
Biggest lead	21 (2 nd 0:30)	3 (1 st 12:50)
Best Scoring Run	11 (2 nd 14:36)	13 (1 st 12:50)
Lead Changes	4	
Times Tied	2	
Time with Lead	37:42	01:26

Points from	ION	CAN
Turnovers	23	23
Paint	40	22
Second Chance	8	13
Fast Breaks	7	2
Bench	13	16

Period by Period Scoring			
	1st	2nd	TOT
ION	40	40	80
CAN	33	26	59

IONA PERFORMERS

- Walter Clayton Jr. posted 14 of his 19 points in the first half. He shot 7-for-12 from the field with four three-point field goals and added two rebounds, two assists and a steal.
- Osborn Shema's career-best effort came on 7-of-10 shooting with two trifectas. He recorded six rebounds, three assists and a steal.
- Nelly Junior Joseph had his 11-game double double streak snapped in a 15-point, eight rebound effort. Junior Joseph played just eight minutes in the first half after picking up his second foul and just 26 minutes in the contest.
- Daniss Jenkins recorded nine points, five rebounds and a game-high six assists with two steals and a block.
- Berrick JeanLouis posted eight points with five rebounds, three steals and two assists.
- Cruz Davis and Sadiku Ibine Ayo added seven and six points, respectively.

THE OPPONENT

- Tahj Staveskie netted a career-best 26 points -with 17 coming in the first half - and added four rebounds, three assists and three steals.
- Jamir Moultrie added 11 points, all in the second half.
- Xsavier Long posted nine points and a team-best six rebounds.

TEAM STATISTICS

- Iona out shot (64.7%-37.7%) and out rebounded (32-22) Canisius in the contest.
- The Griffs had a 13-8 advantage on second chance points. The Gaels dominated the paint 40-22. Points off turnovers was even at 23-23.
- Iona posted 15 assists and 16 turnovers. It was just the third time this season the Gaels had more turnovers than assists. The giveaway total was the third highest of the season. Canisius had 10 assists and 14 turnovers.

NOTABLE NUGGETS

- Iona's 64.7% field goal percentage was not only a season-best effort, but it was the second-highest single-game effort in the 21st century for the Maroon & Gold. The only game that eclipsed the mark was a 66.7% performance in a 102-65 win at Manhattan on February 16, 2011.
- Junior Joseph follows Rickey McGill and EJ Crawford in 2018-19 as the latest Gael greats to join the 1,000-point club in Maroon & Gold. Several Gael performers over the last three seasons have reached the mark for their collegiate careers splitting the effort between Iona and a previous NCAA institution including: Asante Gist, Isaiah Ross, Elijah Joiner and Tyson Jolly.

MAAC STATISTICS

Game Records

Record	Overall	Home	Away	Neutral
ALL GAMES	2-3	1-2	1-1	0-0
CONFERENCE	2-3	1-2	1-1	0-0
NON-CONFERENCE	0-0	0-0	0-0	0-0

Score by Periods

Team	1st	2nd	OT	TOT
Iona	151	208	0	359
Opponents	149	200	0	349

Team Box Score

No.	Player				Total		3-Point		F-Throw		Rebounds											
		GP-GS	MIN	AVG	FG-FGA	FG%	3FG-3FGA	3FG%	FT-FTA	FT%	OFF	DEF	TOT	AVG	PF	DQ	A	TO	BLK	STL	PTS	AVG
2	GORDON, Greg	5-5	113:47	22.8	29-46	.630	2-6	.333	12-25	.480	11	13	24	4.8	8	0	5	5	4	9	72	14.4
7	TRETOU, Idan	5-4	154:04	30.8	23-57	.404	7-21	.333	15-29	.517	6	15	21	4.2	12	0	19	13	1	9	68	13.6
1	PANZO, Wheza	5-4	150:08	30.0	17-43	.395	14-37	.378	2-2	1.000	4	10	14	2.8	14	0	12	3	3	7	50	10.0
55	SHEMA, Osborn	3-3	75:53	25.3	11-21	.524	3-11	.273	2-2	1.000	4	10	14	4.7	5	0	4	0	7	2	27	9.0
5	BROWN, Joel	5-5	128:43	25.7	17-32	.531	1-3	.333	8-15	.533	2	18	20	4.0	16	0	16	4	0	12	43	8.6
3	QUIGLEY, Jeremiah	5-1	120:28	24.1	10-34	.294	1-3	.333	17-18	.944	1	10	11	2.2	13	0	8	6	0	8	38	7.6
4	ARANGUREN, Jean	5-1	118:15	23.7	14-22	.636	4-5	.800	5-7	.714	8	11	19	3.8	10	1	4	7	1	9	37	7.4
11	ADEWALE, Sultan	5-2	47:08	9.4	5-12	.417	0-1	.000	1-1	1.000	6	6	12	2.4	8	0	3	2	1	1	11	2.2
0	BRICE, Isaac	5-0	32:22	6.5	1-5	.200	1-2	.500	3-6	.500	1	4	5	1.0	7	0	0	2	0	2	6	1.2
23	SAUNDERS, Dylan	5-0	32:55	6.6	2-10	.200	0-7	.000	1-2	.500	1	4	5	1.0	3	0	0	1	0	0	5	1.0
10	WILLIAMS JR., Terrell	3-0	22:38	7.5	1-1	1.000	0-0	.000	0-0	.000	0	3	3	1.0	4	0	0	4	0	1	2	0.7
13	BATES IV, Alex	2-0	03:38	1.8	0-1	.000	0-1	.000	0-0	.000	0	0	0	0.0	1	0	0	0	0	0	0	0.0
Team											6	8	14					10				
Total		5	1000		130-284	.458	33-97	.340	66-107	.617	50	112	162	32.4	101	1	71	57	17	60	359	71.8
Opponents		5	1000		112-256	.438	37-97	.381	88-119	.739	53	120	173	34.6	85	1	63	86	10	23	349	69.8

Team Statistics

	IONA	OPP
Scoring	359	349
Points per game	71.8	69.8
Scoring margin	+2.0	-
Field goals-att	130-284	112-256
Field goal pct	.458	.438
3 point fg-att	33-97	37-97
3-point FG pct	.340	.381
3-pt FG made per game	6.6	7.4
Free throws-att	66-107	88-119
Free throw pct	.617	.739
F-Throws made per game	13.2	17.6
Rebounds	162	173
Rebounds per game	32.4	34.6
Rebounding margin	-2.2	-
Assists	71	63
Assists per game	14.2	12.6
Turnovers	57	86
Turnovers per game	11.4	17.2
Turnover margin	+5.8	-
Assist/turnover ratio	1.2	0.7
Steals	60	23
Steals per game	12.0	4.6
Blocks	17	10
Blocks per game	3.4	2.0
Winning streak	1	-
Home win streak	1	-
Attendance	5280	3242
Home games-Avg/Game	3-1760	2-1621
Neutral site-Avg/Game	-	0-0

Team Results

Date	Opponent		Score	Att.
11/29/2023	Marist	L	64-68	1845
12/01/2023	at Fairfield	W	78-67	2640
01/05/2024	at Saint Peter's	L	57-69	602
01/07/2024	Niagara	L	73-75	2001
01/14/2024	Mount St. Mary's	W	87-70	1434

CANISIUS GOLDEN GRIFFINS ROSTER AND STATISTICS

Roster

No.	Name	Cl.	Pos.	Ht.	Wt.	Hometown / High School
0	Tre Dinkins	Jr.	G	6-2	190	Chester, PA / Cardinal O'Hara / Harcum JC
1	Devean Williams	So.	G	6-3	180	Los Angeles, CA / Narbonne / TMG Prep Acad.
2	TJ Porter	Jr.	F	6-8	215	Atlanta, GA / Grayson / Georgia Highlands
3	Cam Palesse	So.	G	6-5	195	Waukesha, WI / Waukesha West / Valparaiso
4	Youri Fritz	So.	F	6-9	190	Tiel, Netherlands / Leidsche Rijn College
5	Siem Uijtendaal	Sr.	G	6-6	185	Haarlem, Netherlands / BC Apollo Amsterdam
11	Davon Ware	Gr.	G	5-10	170	Buffalo, NY / Niagara Wheatfield / Bryant & Stratton
12	Bryce Okpoh	Sr.	F	6-7	190	Dallas, TX / The Colony / Clarendon CC
15	Joe Jones III	Gr.	F	6-10	230	Buffalo, NY / Orangeville Prep / Georgia State
21	TJ Gadsden	Jr.	G	6-7	195	New York, NY / St. Andrew's Episcopal / George Mason
23	Frank Mitchell	Jr.	F	6-8	240	Toronto, Ontario / Oakville Prep / Humber College
25	Xzavier Long	Jr.	F	6-7	190	Washington, DC / Virginia Acad.
32	Maji David-Maji	So.	F	6-5	245	Kogi, Nigeria / Day Waterman / Erie CC
33	Nicco DiGiulio	Fr.	G	5-10	155	Williamsville, NY / Williamsville South
44	Tahj Staveskie	So.	G	6-0	165	Sandusky, OH / Sandusky / SPIRE Institute

Head Coach: Reggie Witherspoon (Empire State '85), eighth season
Assistant Coach: Chris Hawkins (Radford '92)
Assistant Coach: Thurman Schaetzle (Mercyhurst '11)
Assistant Coach: Gravelle Craig (Cleveland State '99)

Statistics

No.	Player				Total		3-Point		F-Throw		Rebounds											
		GP-GS	MIN	AVG	FG-FGA	FG%	3FG-3FGA	3FG%	FT-FTA	FT%	OFF	DEF	TOT	AVG	PF	DQ	A	TO	BLK	STL	PTS	AVG
0	DINKINS, Tre	16-14	538:27	33.7	81-209	.388	48-125	.384	45-54	.833	5	35	40	2.5	27	0	62	34	3	18	255	15.9
5	UIJTENDAAL, Siem	16-16	522:05	32.6	77-185	.416	33-86	.384	34-42	.810	5	61	66	4.1	24	0	36	31	5	29	221	13.8
23	MITCHELL, Frank	16-16	435:16	27.2	87-148	.588	2-4	.500	30-68	.441	56	104	160	10.0	47	1	26	35	10	10	206	12.9
44	STAVESKIE, Tahj	2-2	66:46	33.4	8-26	.308	5-12	.417	0-0	.000	3	5	8	4.0	3	0	9	6	1	2	21	10.5
21	GADSDEN, TJ	16-14	443:09	27.7	47-122	.385	20-68	.294	30-35	.857	11	64	75	4.7	40	0	15	30	11	13	144	9.0
12	OKPOH, Bryce	16-0	366:48	22.9	56-106	.528	7-16	.438	12-32	.375	34	30	64	4.0	31	0	10	15	7	5	131	8.2
4	FRITZ, Youri	16-16	377:24	23.6	32-61	.525	0-2	.000	25-43	.581	33	35	68	4.3	53	3	26	24	8	14	89	5.6
3	PALESSE, Cam	16-2	285:45	17.9	29-79	.367	12-32	.375	14-20	.700	9	22	31	1.9	26	0	19	8	1	3	84	5.3
1	WILLIAMS, Devean	9-0	83:60	9.3	9-24	.375	4-10	.400	4-6	.667	6	17	23	2.6	10	0	3	7	1	7	26	2.9
2	PORTER, TJ	12-0	81:03	6.8	5-19	.263	4-15	.267	2-4	.500	4	9	13	1.1	15	0	3	4	2	0	16	1.3
32	DAVID-MAJI, Maji	4-0	08:36	2.2	2-4	.500	0-0	.000	0-0	.000	0	0	0	0.0	3	0	1	0	0	0	4	1.0
11	WARE, Davon	3-0	13:11	4.4	1-2	.500	0-0	.000	0-0	.000	3	0	3	1.0	2	0	1	2	0	0	2	0.7
15	JONES III, Joe	1-0	02:31	2.5	0-0	.000	0-0	.000	0-0	.000	0	0	0	0.0	0	0	0	0	0	0	0	0.0
Team											29	21	50					15				
Total		16	3225		434-985	.441	135-370	.365	196-304	.645	198	403	601	37.6	281	4	211	211	49	101	1199	74.9
Opponents		16	3225		442-991	.446	95-320	.297	209-306	.683	186	399	585	36.6	266	8	217	193	54	102	1188	74.3

IONA GAELS (7-9, 2-3 MAAC)



RECORD	THIS YR	LAST YR	STATS	IONA	OPPONENT	UPCOMING SCHEDULE		
OVERALL	7-9	27-8	FG%	43.1%	44.5%	1/19	CANISIUS	7 p.m. ESPN+
MAAC	2-3	17-3	FT%	64.8%	71.8%	1/21	at Quinnipiac	1 p.m. ESPN+
HOME	4-3	11-1	3FG%	34.9%	35.2%	1/26	at Siena	7 p.m. ESPN+
ROAD	2-3	8-4	POINTS	71.7	71.0	2/2	FAIRFIELD	7 p.m. ESPN+
VS. CAN	0-0	2-0	REBOUNDS	33.6	36.6	2/4	RIDER	1 p.m. ESPN+
LAST5	3-2	4-1	TURNOVERS	11.0	15.3	2/8	at Niagara	7 p.m. ESPN+

0	Isaac BRICE So. • 6-6 • 205 • Picayune, MS (<i>PICK-ah-yoon</i>)		<ul style="list-style-type: none"> 2023-24: Appeared in 13 games with one start Junior college transfer from Mississippi Started all 27 games as a freshman for SMCC averaging 7.5 ppg, 5.9 rpg, 2.2 bpg and 1.2 assists in 24.0 mpg. A gifted athlete with a knack for rebounding, the ability protect the rim on defense and capability of highlight reel dunks. 		
	CAREER HIGH P-R-A				LAST GAME
	4-3-1	1.4 PPG 37.5% FG	1.1 RPG 50.0% 3FG	0.1 APG 40.0% FT	0 pts, 1 reb, 0 ast 0-0 FG
1	Wheza PANZO (<i>WHEZZ-ah PAN-zo</i>) Gr. • 6-7 • 205 • Mississauga, Ontario (<i>MISS-ah-SAH-gah</i>)		<ul style="list-style-type: none"> 2023-24: Iona's top deep threat, started all but one contest. No. 4 in MAAC with 2.6 3FG/g Played four seasons at Stetson in the ASUN Conference. One of top sharpshooters in the NCAA last year, converting 46.9% 3FGA. One make shy of qualifying for the NCAA leaderboard, where it would have been No. 2 in the nation. Canadian native who grew up in Greater Toronto Area. 		
	CAREER HIGH P-R-A				LAST GAME
	30-10-5	9.6 PPG 37.6% FG	2.5 RPG 34.7% 3FG	1.5 APG 77.8% FT	14 pts, 3 reb, 3 ast 4-5 FG, 4 3FG
2	Greg GORDON Jr. • 6-5 • 210 • Chicago, IL		<ul style="list-style-type: none"> 2023-24: Three double-doubles tied for No. 2 in MAAC No. 2 in scoring, leads Iona in rebounding. Averaged 23.1 points and 11.4 rebounds, and scored 1,292 points in two seasons with Dyersburg State (Tennessee). 2x NJCAA Division I All-American, second team in 2022-23 and third team in 2021-22. Played scholastically for Coral Springs High School in South Florida. 		
	CAREER HIGH P-R-A				LAST GAME
	26-14-2	13.0 PPG 56.4% FG	5.9 RPG 42.1% 3FG	0.9 APG 47.5% FT	26 pts, 6 reb, 2 ast 9-14 FG, 2 3FG
3	Jeremiah QUIGLEY Fr. • 5-11 • 160 • Accokeek, MD (<i>AH-cah-keek</i>)		<ul style="list-style-type: none"> 2023-24: One of first players off the bench for Iona Leads with 83.6 FT% and No. 2 with 3.0 assists per game. Played at Bishop McNamara HS in the Washington Catholic Conference, one of the top leagues in the nation. Led squad as a senior, averaging 20.5 ppg with 54% FG% and 84% FT% Played AAU ball for DC based Team Takeover in the EYBL. 		
	CAREER HIGH P-R-A				LAST GAME
	15-7-6	8.4 PPG 34.8% FG	2.9 RPG 44.4% 3FG	3.0 APG 83.6% FT	10 pts, 2 reb, 1 ast 5-10 FG
4	Jean ARANGUREN (<i>GENE ARE-ann-GOOR-en</i>) Fr. • 6-3 • 190 • Valencia, Venezuela		<ul style="list-style-type: none"> 2023-24: No. 3 and top rookie scorer for Gaels. Earned MAAC Rookie of the Week on 12/26. MAAC leader with 51.5 3FG%. Venezuelan, played in NE Prep League for Springfield Acad. in Mass. and Upper Room Christian on Long Island. 2x First Team All-League honors and Defensive Player of the Year honors as a senior. 		MAAC ROOKIE OF THE WEEK (12/26)
	CAREER HIGH P-R-A				LAST GAME
	22-8-4	9.3 PPG 55.9% FG	4.4 RPG 51.5% 3FG	1.4 APG 73.7% FT	8 pts, 3 reb, 1 ast 4 stl, 3-7 FG
5	Joel BROWN Gr. • 6-2 • 190 • Brampton, Ontario		<ul style="list-style-type: none"> 2023-24: Has started 14 of 15 games he's appeared in. Three double-digit efforts including season-best 13 vs. Marist. Leads MAAC with 3.3 assist-to-turnover ratio. Earned business degree from University of California, Berkley. Played 123 games with 93 starts at the Pac-12 school. Greater Toronto Area native who played scholastically for Brewster Academy in New Hampshire. 		PRESEASON ALL-MAAC 3RD TEAM
	CAREER HIGH P-R-A				LAST GAME
	22-9-9	6.3 PPG 48.1% FG	3.3 RPG 30.8% 3FG	3.1 APG 51.6% FT	6 pts, 3 reb, 3 ast 3-6 FG
7	Idan TRETOUT (<i>EE-don tray-TOO</i>) Gr. • 6-4 • 210 • Brooklyn, NY		<ul style="list-style-type: none"> 2023-24: Iona's top scorer, leads with 11 double-digit point efforts. Named MAAC Player of the Week on Nov. 13. Earned a degree in Sociology from Harvard University. Tobin Anderson's first transfer signee who returns home to the NY area for his final season of eligibility. 2022-23: Ranked No. 2 on Harvard averaging 9.7 ppg and 2.1 apg. 		MAAC POW (11/13) PRESEASON ALL-MAAC 3RD TEAM
	CAREER HIGH P-R-A				LAST GAME
	34-7-7	13.4 PPG 38.3% FG	3.1 RPG 29.6% 3FG	2.6 APG 64.1% FT	13 pts, 5 reb, 4 ast 5-14 FG, 2 3FG
10	Terrell WILLIAMS JR. (<i>tah-RELL</i>) Gr. • 6-6 • 215 • Dallas, TX		<ul style="list-style-type: none"> 2023-24: Retirmed to action vs. MSM after missing previous five games due to injury. Season-best effort 9p in last appearance vs. Saint Francis. Earned degree in Mechanical Engineering from Southern University. Played three years at the SWAC school, with 82 games played. Named SWAC Rookie of the Year in 2020-21 after red shirting his true freshman year the season prior. 		
	CAREER HIGH P-R-A				LAST GAME
	21-11-5	2.3 PPG 32.1% FG	2.2 RPG 0.0% 3FG	0.5 APG 70.0% FT	0 pts, 1 reb, 0 ast 0-0 FG

11	Sultan ADEWALE (<i>ah-deh-WALL-ay</i>) Fr. • 6-7 • 225 • East London, England		<ul style="list-style-type: none"> 2023-24: Has come off bench in last six games with return of Shema after starting first 10. Season-best 11 points vs. Long Beach State in GC Showcase London, England native, by way of Neumann Goretti in Philadelphia Catholic League. As a senior led team to 26-4 record, posting 14.8 ppg and 10.1 prg while posting 60+ FG%. 	LAST GAME 0 pts, 1 reb, 0 ast 0-1 FG
	CAREER HIGH P-R-A 11-9-1	3.4 PPG 3.4 RPG 0.3 APG		
		43.4% FG 0.0% 3FG 60.0% FT		
13	Alex BATES IV Fr. • 6-5 • 190 • Charlotte, NC		<ul style="list-style-type: none"> 2023-24: Appeared in 11 games off the bench with a season-best five points vs. High Point at Gulf Coast Showcase. North Carolina native, played for United Faith Christian Academy in Charlotte. As a senior, led team with 12.1 ppg while adding 3.3 rpg and 2.3 rpg. Saw interest from more than a dozen mid-major Division I institutions. 	LAST GAME 0 pts, 0 reb, 0 ast 0-1 FG
	CAREER HIGH P-R-A 5-1-1	1.2 PPG 0.5 RPG 0.2 APG		
		22.2% FG 30.0% 3FG 40.0% FT		
20	Rohan CHAPPALI (<i>cha-PAL-ee</i>) Fr. • 5-10 • 155 • Ashburn, VA		<ul style="list-style-type: none"> 2023-24: Appeared in one game, in win over Buffalo at Gulf Coast Showcase Freshman walkon from Ashburn, VA Played scholastically for Independence High School 	LAST GAME DNP
	CAREER HIGH P-R-A 0-0-0	0.0 PPG 0.0 RPG 0.0 APG		
		0-0 FG 0-0 3FG 0-0 FT		
23	Dylan SAUNDERS Fr. • 6-8 • 210 • Roanoke, VA		<ul style="list-style-type: none"> 2023-24: Stretch 4, long distance threat for the Gaels. Posted a season-best 16 points vs. Saint Joseph's Averaged 14 ppg, eight rpg, 1.5 bpg and 1.5 apg in 2022-23. Originally signed to play for Tobin Anderson at FDU 	LAST GAME 0 pts, 1 reb, 0 ast 0-0 FG
	CAREER HIGH P-R-A 16-4-2	3.7 PPG 1.2 RPG 0.3 APG		
		35.2% FG 31.8% 3FG 75.0% FT		
55	Osborn SHEMA (<i>SHEM-ma</i>) Gr. • 7-0 • 215 • Kanombe, Rwanda (<i>cah-NOME-bay</i>)		<ul style="list-style-type: none"> 2023-24: Missed first 10 games due to injury. Has started all six games since return. Lone returner from the 2022-23 MAAC Championship team. A 2x MAAC Champion, returns for his fourth-season in Maroon & Gold. 	PRESEASON ALL-MAAC 1ST TEAM LAST GAME 10 pts, 10 reb, 3 ast 3 blk, 5-7 FG
	CAREER HIGH P-R-A 17-10-6	6.8 PPG 4.0 RPG 1.2 APG		
		51.6% FG 36.8% 3FG 66.7% FT		
77	Rodrigo FARIAS (<i>rod-REE-go fah-REE-ess</i>) Fr. • 6-1 • 155 • Flushing, NY		<ul style="list-style-type: none"> 2023-24: Has not played this season. Attended 2022-23 year at The Skill Factory in Atlanta. Exceptional ball-handling skills and a lightning-quick first step that make him a formidable guard on the court. Played for Dominican Republic's U17 squad at FIBA World Cup in 2021. 	LAST GAME DNP
	CAREER HIGH P-R-A 0-0-0	--- PPG --- RPG --- APG		
		--- FG --- 3FG --- FT		

MAAC TEAM STATS LEADERBOARD

Scoring Offense	7th	70.7	3FG Made	3rd	8.0	TURNOVER MARGIN	1ST	+4.2
Scoring Defense	4th	71.1	FT Pct.	9th	.650	TURNOVERS	1ST	11.4
Scoring Margin	8th	-0.4	Reb. Offense	10th	33.3	TURNOVERS FORCED	1ST	15.6
FG Pct.	7th	.424	Reb. Defense	10th	37.0	AST./TO RATIO	1ST	1.2
FG Pct. Defense	8th	.445	Offensive Reb.	7th	10.6	Blocks	7th	3.1
3FG Pct.	4th	.343	Defensive Reb.	10th	22.7	Assists	4th	13.6
3FG Pct. Defense	9th	.352	Reb. Margin	10th	-3.7	STEALS	1ST	9.8

MAAC INDIVIDUAL STATS LEADERBOARD

Sultan Adewale			Joel Brown			Wheza Panzo			Idan Tretout		
Blocked Shots	8th	.9	Assists	11th	3.1	Steals	25th	1.1	Scoring	10th	13.4
Jean Aranguren			Steals	2nd	2.1	3-Point FG Pct	16th	.347	Assists	17th	2.6
Field Goal Pct	5th	.559	A/T RATIO	1ST	3.3	3-Point FG Made	4th	2.6	Steals	10th	1.6
Steals	12th	1.5	Greg Gordon			Minutes Played	12th	31.0	3-Point FG Pct	23rd	.296
3-POINT FG PCT	1ST	.515	Scoring	14th	13.0	Jeremiah Quigley			3-Point FG Made	14th	1.5
3-Point FG Made	24th	1.1	Rebounding	11th	5.9	Assists	13th	3.0			
			Field Goal Pct	4th	.564	Free Throw Pct	8th	.836			
			Steals	16th	1.4	A/T Ratio	4th	2.1			

OVERALL STATISTICS

Game Records

Record	Overall	Home	Away	Neutral
ALL GAMES	7-9	4-3	2-3	1-3
CONFERENCE	2-3	1-2	1-1	0-0
NON-CONFERENCE	5-6	3-1	1-2	1-3

Score by Periods

Team	1st	2nd	OT	TOT
Iona	538	609	0	1147
Opponents	533	603	0	1136

Team Box Score

No.	Player				Total		3-Point		F-Throw		Rebounds													
		GP-GS	MIN	AVG	FG-FGA	FG%	3FG-3FGA	3FG%	FT-FTA	FT%	OFF	DEF	TOT	AVG	PF	DQ	A	TO	BLK	STL	PTS	AVG		
7	TRETOUT, Idan	16-14	428:09	26.8	70-183	.383	24-81	.296	50-78	.641	10	40	50	3.1	41	1	41	38	3	26	214	13.4		
2	GORDON, Greg	15-15	334:33	22.3	84-149	.564	8-19	.421	19-40	.475	37	51	88	5.9	37	1	14	24	6	21	195	13.0		
1	PANZO, Wheza	16-14	496:03	31.0	53-141	.376	41-118	.347	7-9	.778	9	31	40	2.5	33	1	24	6	7	17	154	9.6		
4	ARANGUREN, Jean	16-3	351:29	22.0	52-93	.559	17-33	.515	28-38	.737	23	47	70	4.4	28	1	23	26	3	24	149	9.3		
3	QUIGLEY, Jeremiah	16-3	397:36	24.8	40-115	.348	8-18	.444	46-55	.836	6	40	46	2.9	30	0	48	23	0	16	134	8.4		
55	SHEMA, Osborn	6-6	139:36	23.3	16-31	.516	7-19	.368	2-3	.667	8	16	24	4.0	7	0	7	1	11	4	41	6.8		
5	BROWN, Joel	15-14	339:58	22.7	37-77	.481	4-13	.308	16-31	.516	5	44	49	3.3	49	1	46	14	0	32	94	6.3		
23	SAUNDERS, Dylan	15-0	168:20	11.2	19-54	.352	14-44	.318	3-4	.750	6	12	18	1.2	21	0	5	4	3	2	55	3.7		
11	ADEWALE, Sultan	16-10	231:59	14.5	23-53	.434	0-1	.000	9-15	.600	31	23	54	3.4	19	0	5	7	15	6	55	3.4		
10	WILLIAMS JR., Terrell	11-0	130:26	11.9	9-28	.321	0-7	.000	7-10	.700	6	18	24	2.2	15	0	5	12	0	3	25	2.3		
0	BRICE, Isaac	13-1	104:22	8.0	6-16	.375	2-4	.500	4-10	.400	3	11	14	1.1	17	0	1	2	2	3	18	1.4		
13	BATES IV, Alex	11-0	76:36	7.0	4-18	.222	3-10	.300	2-5	.400	2	3	5	0.5	10	0	2	1	1	3	13	1.2		
20	CHAPPALI, Rohan	1-0	00:53	0.9	0-0	.000	0-0	.000	0-0	.000	0	0	0	0.0	0	0	0	0	0	0	0	0.0		
Team											27	28	55					18						
Total		16	3200		413-958	.431	128-367	.349	193-298	.648	173	364	537	33.6	307	5	221	176	51	157	1147	71.7		
Opponents		16	3200		375-842	.445	124-352	.352	262-365	.718	163	422	585	36.6	254	2	210	245	64	90	1136	71.0		

Team Statistics

	IONA	OPP
Scoring	1147	1136
Points per game	71.7	71.0
Scoring margin	+0.7	-
Field goals-att	413-958	375-842
Field goal pct	.431	.445
3 point fg-att	128-367	124-352
3-point FG pct	.349	.352
3-pt FG made per game	8.0	7.8
Free throws-att	193-298	262-365
Free throw pct	.648	.718
F-Throws made per game	12.1	16.4
Rebounds	537	585
Rebounds per game	33.6	36.6
Rebounding margin	-3.0	-
Assists	221	210
Assists per game	13.8	13.1
Turnovers	176	245
Turnovers per game	11.0	15.3
Turnover margin	+4.3	-
Assist/turnover ratio	1.3	0.9
Steals	157	90
Steals per game	9.8	5.6
Blocks	51	64
Blocks per game	3.2	4.0
Winning streak	1	-
Home win streak	1	-
Attendance	12531	16489
Home games-Avg/Game	7-1790	5-3298
Neutral site-Avg/Game	-	4-1131

Team Results

Date	Opponent		Score	Att.
11/06/2023	at Col. of Charleston	L	69-71	5265
11/10/2023	Sacred Heart	W	88-81	2401
11/20/2023	vs High Point	L	68-82	234
11/21/2023	vs Long Beach St.	L	76-80	201
11/22/2023	vs Buffalo	W	89-64	213
11/26/2023	at Colorado	L	68-85	6346
11/29/2023	Marist	L	64-68	1845
12/01/2023	at Fairfield	W	78-67	2640
12/06/2023	Hofstra	L	57-62	1744
12/10/2023	Saint Francis (PA)	W	61-54	1288
12/16/2023	vs Saint Joseph's	L	58-83	3877
12/21/2023	Colgate	W	85-65	1818
12/30/2023	at Harvard	W	69-60	1636
01/05/2024	at Saint Peter's	L	57-69	602
01/07/2024	Niagara	L	73-75	2001
01/14/2024	Mount St. Mary's	W	87-70	1434



IONA GAELS BASKETBALL

ROSTER / QUICK FACTS

NUMERICAL

No.	Name	Cl.	Pos.	Ht.	Wt.	Hometown / Last School
0	Isaac Brice	So.	F	6-6	205	Picayune, MS / Southwest Mississippi CC
1	Wheza Panzo	Gr.	G/F	6-7	205	Mississauga, Ontario / Stetson
2	Greg Gordon	Jr.	G/F	6-5	210	Chicago, IL / Dyersburg State CC (TN)
3	Jeremiah Quigley	Fr.	G	5-11	160	Accokeek, MD / Bishop McNamara
4	Jean Aranguren	Fr.	G	6-3	190	Valencia, Venezuela / Springfield Comm. Acad. (MA)
5	Joel Brown	Gr.	G	6-2	190	Brampton, Ontario / California
7	Idan Tretout	Gr.	G	6-4	210	Brooklyn, NY / Harvard
10	Terrell Williams Jr.	Gr.	F	6-6	215	Dallas, TX / Southern University
11	Sultan Adewale	Fr.	F	6-7	225	East London, England / Neumann Goretti (PA)
13	Alex Bates IV	Fr.	G	6-5	190	Charlotte, NC / United Faith Christian Academy
20	Rohan Chappali	Fr.	G	5-10	155	Ashburn, VA / Independence
23	Dylan Saunders	Fr.	F	6-8	210	Roanoke, VA / Cave Spring
55	Osborn Shema	Gr.	F	7-0	210	Kanombe, Rwanda / New Mexico Mil. Inst.
77	Rodrigo Farias	Fr.	G	6-1	155	Flushing, NY / The Skill Factory Prep (GA)

Head Coach: Tobin Anderson (Wesleyan '95, Florida State '96MA), first season

Assistant Coaches: Tom Bonacum (Ramapo '18), Kam Murrell (St. Thomas Aquinas '19), Patrick Wallace (Charleston Southern '17)

Director of Operations: Ray Savage (Staten Island '19)

Director of Player Development: Kyle Washington (Cincinnati '18)

Video Coordinator: Luke Testani (Michigan '20)

Graduate Managers: Parker Weiss (Iona '23), Pat Buckley (Catholic '15)

Athletic Trainer: Brittany Iaiennaro (Springfield '17)

Strength & Conditioning Coach: Richard Irving (East Stroudsburg '15)

Athletic Communications Contact: Brian Beyrer (Iona '01)

BY CLASS:

Graduate Students - 5	Sophomores - 1
Seniors - 0	Freshmen - 7
Juniors - 1	

BY STATE:

2	New York, Virginia, Ontario Canada
1	Illinois, Maryland, Mississippi, North Carolina, Texas
Int'l	England, Rwanda, Venezuela

BY TENURE:

Returners - 1 (1 starter)
Newcomers - 13

PRONUNCIATION GUIDE:

#	Player	Name	Hometown
0	I. Brice		PICK-ah-yoon
1	W. Panzo	WHEZZ-ah PAN-zo	MISS-ah-SAH-gah
3	J. Quigley		AH-cah-keek
4	J. Aranguren	GENE ARE-ann-GOOR-en	vah-LEN-see-ah
7	I. Tretout	EE-don tray-TOO	
11	S. Adewale	ah-deh-WALL-ay	
20	R. Chappali	cha-PALL-ee	
55	O. Shema	SHEM-ma	cah-NOME-bay
77	R. Farias	rod-REE-go fah-REE-ess	

QUICK FACTS

Name	Iona University
Location	New Rochelle, NY 10801-1890
Founded	1940
Enrollment (2023-24)	3,134
Nickname	Gaels
Colors	Maroon & Gold
Affiliation	NCAA Division I
Conference	Metro Atlantic Athletic (MAAC)
Home Court (Capacity)	Hynes Center (2,578)
President	Seamus Carey, Ph.D.
Director of Athletics	Matthew Glovaski
Athletic Trainer	Brittany Iaiennaro
Strength and Conditioning Coach	Richard Irving
Athletics Phone	(914) 633-2654

ATHLETIC COMMUNICATIONS

Sr. Associate AD	Brian Beyrer (Iona '01)
Office	(914) 637-2726
Cell	(914) 497-3136
E-mail	bbeyrer@iona.edu
Assistant AD	Brian Duane (York '15)
Office	(914) 633-2334
E-mail	bduane@iona.edu
Assistant AD	Garrett Murray (Iona '19)
Office	(914) 633-2057
E-mail	gmurray@iona.edu

SOCIAL

Twitter	Instagram
@IsaacThatboi	@isaac_b601
@nolimitwhez	@nolimitwhez
@Demani_g1	@demanii1
@jquigley_3	@jq1kk
@jeanaranguren11	@jaranguren711
@jabrown_1	@jabrown.1
@IdanTretout	@tredonn
@terrelljr2k	@terrelljr
@SultanAdewale12	@sultanadewalee
@abates_4	@abates_4
@RohanChappali	@rohanchappali
@dsaunders23cs	@_dylansanders_
@osborn_shema	@ohzborn
@therealrodgar	@lamrodrigofariass

Coaching Staff (Twitter only):

Tobin Anderson	@andersontobin
Tom Bonacum	@tom_bonacum
Kam Murrell	@kam_murrell
Patrick Wallace	@PWfor3
Ray Savage	@Ray_Savageee
Kyle Washington	@Washingtonk24
Luke Testani	@luketestani
Parker Weiss	@parker_weiss4
Pat Buckley	@PBuckl3y

BASKETBALL INFORMATION

First Season	1940-41 (79 years)
All-Time Record	1,273-916 (.582)
NCAA Appearances	16 (1979, 1980, 1984, 1985, 1998, 2000, 2001, 2006, 2012, 2013, 2016, 2017, 2018, 2019, 2021, 2023)
NIT Appearances	Six (1982, 1983, 1996, 1997, 2014, 2015)
MAAC Tournament Championships	14 (1982, 1984, 1985, 1998, 2000, 2001, 2006, 2013, 2016, 2017, 2018, 2019, 2021, 2023)
MAAC Regular Season Championships	13 (1982-83, 1983-1984, 1984-85, 1995-96, 1996-97, 1997-98, 2000-01, 2011-12, 2013-14, 2014-15, 2018-19, 2021-22, 2022-23)
2022-23 Record	27-8
2022-23 MAAC Record/Finish	17-3/1st
Head Coach	Tobin Anderson
Record at Iona	7-9 (.438) / first season
NCAA Record	422-216 (.661) / 23rd season
Assistant Coach	Tom Bonacum
Assistant Coach	Kam Murrell
Assistant Coach	Patrick Wallace
Director of Operations	Ray Savage

SOCIAL MEDIA GUIDE



@IonaGaels, @IonaGaelsMBB, #ICMBB



IONA GAELS BASKETBALL RADIO-TV ROSTER



ISAAC BRICE

0 So. • F • 6-6 • 205
PICAYUNE, MS
(HT: PICK-AH-YOON)



WHEZA PANZO

1 Gr. • G/F • 6-7 • 205
MISSISSAUGA, ONTARIO
WHEZZ-AH (HT: MISS-AH-SAH-GAH)



GREG GORDON

2 Jr. • G/F • 6-5 • 210
CHICAGO, IL



JEREMIAH QUIGLEY

3 Fr. • G • 5-11 • 160
ACCOKEEK, MD
(HT: AH-CAH-KEEK)



JEAN ARANGUREN

4 Fr. • G • 6-3 • 190
VALENCIA, VENEZUELA
GENE ARE-ANN-GOOR-EN



JOEL BROWN

5 Gr. • G • 6-2 • 190
BRAMPTON, ONTARIO



IDAN TRETOUT

7 Gr. • G • 6-4 • 210
BROOKLYN, NY
EE-DON TRAY-TOO



TERRELL WILLIAMS JR.

10 Gr. • F • 6-6 • 215
DALLAS, TX



SULTAN ADEWALE

11 Fr. • F • 6-7 • 225
EAST LONDON, ENGLAND
AH-DEH-WALL-AY



ALEX BATES IV

13 Fr. • G • 6-5 • 190
CHARLOTTE, NC



ROHAN CHAPPALI

20 Fr. • G • 5-10 • 155
ASHBURN, VA



DYLAN SAUNDERS

23 Fr. • F • 6-8 • 210
ROANOKE, VA



OSBORN SHEMA

55 Gr. • F • 7-0 • 210
KANOMBE, RWANDA
SHEM-MA (HT: CAH-NOME-BAY)



RODRIGO FARIAS

77 Fr. • G • 6-1 • 155
FLUSHING, NY
ROD-REE-GO FAH-REE-ESS

COACHING STAFF



TOBIN ANDERSON
HEAD COACH
FIRST SEASON



TOM BONACUM
ASSISTANT COACH
FIRST SEASON



KAM MURRELL
ASSISTANT COACH
FIRST SEASON



PATRICK WALLACE
ASSISTANT COACH
FIRST SEASON



RAY SAVAGE
DIR. OF OPERATIONS
FIRST SEASON



KYLE WASHINGTON
DIR. OF PLAYER DEVELOPMENT
FIRST SEASON



LUKE TESTANI
VIDEO COORDINATOR
FIRST SEASON