



2023-24 MEN'S BASKETBALL GAME NOTES

GAME 23 • CANISIUS • SATURDAY, FEBRUARY 10, 2024

1 p.m. • Buffalo, NY • Koessler Center • ESPN+ (Vinnie Christiano & Richard Walsh)



@IonaGaels, @IonaGaelsMBB, #GaelNation

2023-24 SCHEDULE/RESULTS

Overall: 12-10 H: 7-3 A: 4-4 N: 1-3 MAAC: 7-4

Date Day Opponent Time/Result

NOVEMBER (2-5)

6 Mon at Charleston (FloHoops) L, 69-71
10 Fri SACRED HEART (ESPN+) W, 88-81

Gulf Coast Showcase - Estero, Florida

20 Mon vs. High Point (FloHoops) L, 68-82
21 Tue vs. Long Beach State (FloHoops) L, 76-80
22 Wed vs. Buffalo (FloHoops) W, 89-74
26 Sun at Colorado (Pac-12 Network) L, 68-85
29 Wed MARIST* (ESPN+) L, 64-68

DECEMBER (4-2)

1 Fri at Fairfield* (ESPN+) W, 78-67
6 Wed HOFSTRA (ESPN+) L, 57-62
10 Sun SAINT FRANCIS (PA.) (ESPN+) W, 61-54

Holiday Hoopfest - Belmont Park, NY

16 Sat vs. Saint Joseph's (FloHoops) L, 58-83
21 Thu COLGATE (ESPN+) W, 85-65
30 Sat at Harvard (ESPN+) W, 69-60

JANUARY (3-3)

5 Fri at Saint Peter's* (ESPN+) L, 57-69
7 Sun NIAGARA* (ESPN+) L, 73-75
14 Sun MOUNT ST. MARY'S* (ESPN+) W, 87-70
19 Fri CANISIUS* (ESPN+) W, 70-58
21 Sun at Quinnipiac* (ESPN+) L, 87-91
26 Fri at Siena* (ESPN+) W, 70-51

FEBRUARY (3-0)

2 Fri FAIRFIELD* (ESPN+) W, 91-82
4 Sun RIDER* (ESPN+) W, 94-93
8 Thu at Niagara* (ESPN+) W, 74-71
10 Sat at Canisius* (ESPN+) 1 p.m.
16 Fri MANHATTAN* (ESPNU) 7 p.m.
18 Sun SAINT PETER'S* (ESPN+) 1 p.m.
23 Fri at Rider* (ESPNU/+) 7 p.m.
25 Sun at Mount St. Mary's* (ESPN+) 1 p.m.

MARCH

1 Fri QUINNIPIAC* (ESPN+) 7 p.m.
3 Sun at Marist* (ESPN+) 1 p.m.
7 Thu at Manhattan* (ESPNU/+) 7 p.m.
9 Sat SIENA* (ESPN+) 1 p.m.

2024 MAAC Championship - Atlantic City, NJ

12 Tue First Round (ESPN+) 5:15/7:30/9:45 p.m.
13 Wed Quarterfinal Round (ESPN+) 6:30/9 p.m.
14 Thu Quarterfinal Round (ESPN+) 6:30/9 p.m.
15 Fri Semifinal Round (ESPN+) 6:30/9 p.m.
16 Sat Championship Game (ESPNU) 7:30 p.m.

Home events in CAPS & BOLD;
MAAC Games noted by an asterisk
All times are Eastern

The Iona University men's basketball team (12-10, 7-4 MAAC) looks to extend a season-long four-game winning streak when it faces Canisius (8-14, 3-9 MAAC) in the finale of two games on the program's annual Western New York swing. The Gaels and Golden Griffins tipoff at the Koessler Center at 1 p.m. on ESPN+

IONA VS. CANISIUS - SERIES HISTORY

- The Gaels and Griffs meet for the 84th time in history with Iona holding a 50-33 advantage.
- Iona has won 10 straight and 17 of the last 21 meetings.
- The Maroon & Gold is 16-22, however, in Buffalo.

SCOUTING CANISIUS (8-14, 3-9 MAAC)

- Canisius is 1-4 since the two teams met last on Jan. 19
- Three Griffs average 10+ points led by Tre Dinkins' 14.6 ppg. He ranks No. 3 in the MAAC with 58 3FG and No. 6 with 3.8 app.
- Frank Mitchell boasts 13.4 ppg and leads the MAAC with 11.5 rpg and 12 double-doubles.
- Siem Uijtendaal averages 13.3 ppg with 38 3FG and a team-best 34 steals.
- The Griffs were selected to finish third in the MAAC this season.

GAELS IN MAAC REGULAR SEASON PLAY

- Since the inception of the MAAC in the 1981-82 season, Iona has compiled a **444-262 (.629)** record in regular season play.
- The Gaels' **444** wins and **.628** win percentage are the highest of any current MAAC member.
- The Gaels became the first team to reach 400 wins with its win at Rider on Dec. 19, 2020.
- Iona is **100** wins ahead of Siena, No. 2 on the list.

GAELS IN MAAC PLAY AWAY FROM HOME

- The Gaels improved to 22 games over .500 in MAAC road contests all-time following its win at Niagara.
- The loss at Saint Peter's in early January snapped a seven-game road win streak.
- Iona holds a **185-163 (.532)** in its 43rd season in the MAAC.

Iona vs. Canisius

Overall: 50-33 (.602) • Anderson (1-0)
Home: 28-7
Away: 16-22
Neutral: 6-4

LAST 15 MEETINGS

Date	W-L	Score	Site
3/4/16	W	73-55	Albany
1/8/17	W	98-75	H
2/14/17	L	83-89	A
12/31/17	L	78-85	A
1/21/18	L	82-84	H
1/13/19	W	88-70	A
2/24/19	W	87-80	H
1/24/20	W	69-66	H
2/27/20	W	86-65	A
3/10/20	W	70-60	Atl. Cty.
2/4/22	W	70-62	A
2/25/22	W	72-65	H
12/4/22	W	90-60	H
2/10/23	W	80-59	A
1/19/24	W	70-58	H





83 games

Iona 6,208 pts 74.8 ppg
Canisius 5,939 pts 71.6 ppg

GAELS VS. GOLDEN GRIFFINS

NAME	GP	MIN	PTS	REB	AST
Tretout	1	32.0	14.0	3.0	2.0
Panzo	1	28.0	14.0	2.0	2.0
Gordon	1	30.0	13.0	8.0	1.0
Brown	1	28.0	12.0	3.0	7.0
Shema	5	21.8	8.6	3.6	1.4
Quigley	1	16.0	6.0	1.0	1.0
Adewale	1	14.0	5.0	7.0	0.0
Aranguren	1	16.0	0.0	2.0	1.0
Williams	1	6.0	0.0	1.0	1.0
Brice	1	4.0	0.0	0.0	0.0

LAST GAME'S STARTERS

				
1 PANZO GR • GUARD	2 GORDON JR • GUARD	3 QUIGLEY FR • GUARD	5 BROWN GR • GUARD	55 SHEMA GR • FORWARD
MIN 30.5 PPG 9.6 REB 2.8 AST 1.6 3FG/G 2.6	MIN 24.5 PPG 15.8 REB 7.0 STL 1.4 FG% 56.0	MIN 25.1 PPG 9.6 REB 2.6 AST 3.0 FT% 80.2	MIN 23.6 PPG 6.5 REB 3.3 AST 3.5 STL 2.0	MIN 21.9 PPG 6.8 REB 3.3 BLK 1.1 3FG/G 1.3



2023-24 MAAC STANDINGS

SCHOOL	MAAC			OVERALL		
	W	L	PCT	W	L	PCT
Quinnipiac	11	1	.917	19	4	.826
Fairfield	8	4	.667	14	9	.609
IONA	7	4	.636	12	10	.545
Niagara	8	5	.615	12	11	.522
Marist	7	5	.583	12	9	.571
Saint Peter's	7	5	.583	11	10	.524
Mt. St. Mary's	6	6	.500	10	13	.435
RIDER	5	7	.417	8	15	.348
Canisius	3	9	.250	8	14	.364
Manhattan	2	10	.167	5	16	.238
Siena	2	10	.167	3	20	.130

THIS WEEK'S MAAC ACTION

Tuesday, February 6, 2024

NIAGARA 69, Canisius 64

Thursday, February 8, 2024

IONA 74, NIAGARA 71

FAIRFIELD 84, Rider 67

Marist 67, SIENA 51

QUINNIPIAC 84, Saint Peter's 73

MOUNT ST. MARY'S 82, Manhattan 78

Saturday, February 10, 2024

IONA AT CANISIUS 1 P.M.

Fairfield at Saint Peter's 2 p.m.

Quinnipiac at Mount St. Mary's 4 p.m.

Marist at Rider 7 p.m.

Siena at Manhattan 7 p.m.

Friday, February 16, 2024

Niagara at Fairfield 7 p.m.

Mount St. Mary's at Rider 7 p.m.

MANHATTAN AT IONA 7 P.M.

Siena at Saint Peter's 7 p.m.

Canisius at Marist 7 p.m.

Sunday, February 18, 2024

SAINT PETER'S AT IONA 1 P.M.

Canisius at Siena 2 p.m.

Mount St. Mary's at Fairfield 2 p.m.

Niagara at Quinnipiac 2 p.m.

Rider at Manhattan 2 p.m.

Friday, February 23, 2024

Fairfield at Quinnipiac 7 p.m.

Saint Peter's at Mount St. Mary's 7 p.m.

IONA AT RIDER 7 P.M.

Niagara at Canisius 7 p.m.

Marist at Manhattan 7 p.m.



THE ELUSIVE BUFFALO SWEEP

• In 32 seasons of Iona's MAAC Western New York trip to face Canisius and Niagara, **IONA won both games eight times, split 18 times and lost both six times.**

• In 20 of the 32 seasons, Iona has won its first game. The program is 8-12 in the second game following a win.

• Iona's 2-0 performances have come in 2022-23, 2015-16, 2013-14, 2011-12, 2008-09, 2005-06, 1997-98 and 1990-91. During the 2005-06 campaign the Gaels made two separate trips to take on Niagara and Canisius.

• The Maroon & Gold has won four straight on the trip only twice in history, but never in back-to-back seasons (1996-98 & 2008-2010).

I GOT YOUR BACK(COURT)

• With Iona's top scorer through its first 18 contests **Idan Tretout** sidelined for the last four contests, junior **Greg Gordon** and freshman **Jeremiah Quigley** have picked up the slack for thier injured teammate.

• Over the first 18 games, the trio averaged a combined 29.4 shots and 35.4 points per game. In the last four, Gordon and Quigley have combined for 27.5 shots and 43.8 points per game.

SHOTS PER GAME / POINTS PER GAME

Player	First 18 Gms	Last 4 Gms
Gordon	10.4 / 13.0	18.5 / 27.5
Quigley	7.0 / 8.1	9.0 / 16.3
Tretout	12.0 / 14.3	INJ
Total	29.4 / 35.4	27.5 / 43.8

ROOKIE DUOS

• Freshmen **Jean Aranguren** and **Jeremiah Quigley** have made a significant impact on the Gaels' lineup this year, averaging 47.1 minutes and 18.4 points per game.

• It is the most for a pair of Iona freshman since **Steve Burt Jr.** and **Rickey Soliver** combined to average 19.4 ppg in 48.8 mpg in 2002-03.

• In 2020-21, **Nelly Junior Joseph** and **Ryan Myers** averaged 17.1 ppg in 43.8 mpg.

• Since 1980-81, the program's high was 33.5 ppg from Hall of Famers **Gary Springer** and **Steve Burt Sr.**

• Quigley is one of 12 freshman since 1980 to average nine or more points per game.

• His 9.6 ppg average is No. 8 since 1980 behind Springer (19.0), Burt Sr. (13.6), **Tariq Kirksay** (11.8), Junior Joseph (11.1), Soliver (10.2) and **Dan Doyle** (10.1).

MAAC WEEKLY HONORS

• An Iona player has been honored five times this season with a MAAC weekly award.

• Junior **Greg Gordon** earned his first-ever MAAC Player of the Week accolades following his 31.5 ppg effort vs. Fairfield and Rider last weekend.

• Freshman **Jeremiah Quigley** has won back-to-back MAAC Rookie of the Week awards the last two weeks his performance vs. Siena, Fairfield and Rider.

• Gordon and Quigley are the first Iona players to earn Player and Rookie honors in the same week since **Isaiah Ross** and **Nelly Junior Joseph** accomplished the feat three times in Dec. 2020. Prior to that **David Laury** and **Schadrac Casimir** did so on Feb. 23, 2015.

• Graduate **Idan Tretout** was named the first MAAC Player of the Week of the 2023-24 campaign on Nov. 13 for his performance at Charleston and vs. Sacred Heart.

• Freshman **Jean Aranguren** was named MAAC Rookie of the Week on Dec. 26 for his performance vs. Colgate.

2023-24 WEEKLY HONORS

Player	Date	MAAC
Idan Tretout	11/13	Player
Jean Aranguren	12/26	Rookie
Jeremiah Quigley	1/29	Rookie
Greg Gordon	2/5	Player
Jeremiah Quigley	2/5	Rookie

35-POINT CLUB

• Junior **Greg Gordon** became the 21st player in Iona history to record 35 or more points in a game vs. Fairfield.

• Seven of the 21 have recorded multiple 35+ point efforts led by four from **Lamont Jones** (2011-13) and **Steve Burt Jr.** (2002-06). **A.J. English**, **Warren Isaac**, and **Richie Guerin** had three a piece while Steve Burt and Jeff Ruland had two.

• Gordon was the first since **Rickey McGill** at Rider on February 25, 2018 to reach the mark.

• After scoring 1,292 in two seasons at the junior college level, Gordon leads the Gaels with 331 points this season.

KING OF THE HILL, TOP OF THE LIST

• No team among the 13 NYC Metropolitan Area Division I basketball programs within 30 miles of the center of NY College basketball, Madison Square Garden has won more games than Iona University in the 27 seasons (541; Hofstra #2, 524).

• Over the last decade-plus, Iona's 287 wins and .646 win percentage are also the best in both categories. (Seton Hall, 258 wins; .582 win pct.)

• Since 1995-96, the Maroon & Gold hold the lead in wins (541), 17 more than Hofstra, 44 more than No. 3 Seton Hall and the top win percentage (.598).

• Since 1995-96, the Maroon & Gold hold the lead in wins (539), 17 more than Hofstra, 43 more than No. 3 Seton Hall and the top win percentage (.598).

TOP NEW YORK METRO TEAMS (2010-pres.)*

Team	2010-pres.		1995-pres.	
	W-L	Pct	W-L	Pct.
IONA	287-157	.646	541-363	.598
Seton Hall	258-185	.582	497-402	.553
Hofstra	252-192	.568	524-381	.579
Wagner	229-177	.564	432-409	.514
St. John's	233-210	.526	474-428	.525
Long Island	211-211	.500	395-458	.463

* - All teams with .500 or better record since 2010

BACK-TO-BACK 90S

- Iona recorded 90 or more points in back-to-back games for the 25th time in program history in wins over Fairfield and Rider.
- It was the first time since last year vs. Siena and Marist at home from Feb. 26-Mar. 2, 2023.
- Prior to last year it was four years since accomplishing the feat (Jan. 1-11, 2019).
- The program record is three straight, set on two occasions, both under **Tim Cluess**.

NCAA TEAM LEADERBOARD

Iona ranks in the Top 100 in the NCAA in seven statistics heading into Friday's games:

- Turnover Margin (7th)
- Steals Per Game (16th)
- Turnovers Forced Per Game (18th)
- Turnovers Per Game (54th)
- Assist/Turnover Ratio (58th)
- Bench Points per game (89th)

NCAA INDIVIDUAL LEADERBOARD

Four Gaels rank in the Top 90 in the NCAA in nine different statistical categories heading into Friday's games:

- **Greg Gordon** (ORPG, 27th, 3.33)
- **Joel Brown** (A/T, 39th, 2.74)
- **Joel Brown** (SPG, 45th, 2.05)
- **Greg Gordon** (FG%, 50th, 56)
- **Greg Gordon** (Double Doubles, 57th, 7)
- **Wheza Panzo** (3FGA, 57th, 166)
- **Joel Brown** (STL, 66th, 43)
- **Jeremiah Quigley** (A/T, 70th, 2.44)
- **Wheza Panzo** (3FG/G, 79th, 2.59)

PLAYING WITH THE LEAD

- Over the last seven games, Iona has posted a 6-1 record winning four at home and two of three on the road.
- The Gaels have played with a lead or been tied for 244:14 out of the 280 minutes in those contests (87.2%) and in the Quinnipiac and Siena (1-1) they trailed for just 96 seconds.
- In its 11 wins, Iona never trailed in four of them (Buffalo, Colgate, Siena, Niagara) and trailed for less than five minutes in a fourth (at Fairfield). The Gaels win over Sacred Heart was its only win where they trailed for longer than they led.
- The Maroon & Gold lost four contests where it never led (High Point, Hofstra, Saint Josephs, Saint Peter's) and two where it led for longer than it trailed.

TOP ROOKIE

In a recent post by MidMajorMadness' Sam Federman there are six freshmen in NCAA Division I who average 50% or higher on two-point attempts, 40% or higher on three-point attempts and 75% or higher on free throw attempts with minimums set at 50 2FGA, 30 3FGA, and 30 FTA.

• **Jean Aranguren, Iona**

- Xzayvier Brown, St. Joe's
- Garrett Johnson, GW
- Jared McCain, Duke
- Milan Momcilovic, Iowa St.
- Reed Sheppard, Kentucky
- Aranguren is shooting 53.3% inside the arc, 50.0% from beyond and 76.1% from the free throw line.
- His effective field goal percentage of .609 is tops among all teammates.

TRENDING GAELS**#1 • Wheza Panzo**

- Tied for No. 3 scorer and top deep threat.
- No. 4 in MAAC with 2.6 3FG per game.
- No. 3 on team with 11 10+ point efforts and two 20+ point games.
- Nine games with four or more 3FG.
- Dished out career-best five assists at Saint Peter's.

#2 • Greg Gordon

- Became Iona's No. 1 scorer last weekend after averaging 31.5 ppg vs. Fairfield and Rider.
- Leads the team with 56.0 FG%.
- Averaging 23.1 points and 9.1 rebounds in last seven games; 25.5 ppg in last four home games.
- Has appeared in and started 21 of 22 contests.
- No. 1 with 16 10+ point efforts and five 20+ efforts including career-high 35 vs. Fairfield.
- Team-leading seven double doubles (2nd in MAAC) including four of last five games.

#3 • Jeremiah Quigley

- Has in all 22 games and made seven starts.
- Averaging 13.2 ppg in six starts, 7.8 ppg in 15 games off bench.
- Increased career-high to 20 points last Friday vs. Fairfield.
- Averaging 16.3 ppg, 3.3 apg, 0.8 to/g in last three games, all starts.
- Named MAAC Rookie of the Week in back-to-back weeks on Jan. 26 and Feb. 5.
- Set season-high with seven assists in last game vs. Rider.
- Has posted 40-to-9 assist-to-turnover ratio in last 13 games (3.1 apg, 0.7 to/g).
- Ten double-digit efforts.
- Holds a 2.4 ast-to-TO ratio and an 80.2 FT%.

#4 • Jean Aranguren

- Earned MAAC Rookie of the Week on Dec. 26 after career-best 23 points, 8 rebounds vs. Colgate.
- Also a top guard off the bench, has appeared in 22 games with five starts.
- Has 20-point efforts vs. Saint Francis and Colgate.

FUN WITH NUMBERS

Tobin Anderson record by month...

Month	Pre-Iona	22-23 (FDU)	23-24	Total
Nov.	73-31	3-6	2-5	75-36
Dec.	64-34	5-2	4-2	68-36
Jan.	120-64	6-2	3-3	122-66
Feb.	126-61	3-4	3-0	128-61
Mar.	32-17	4-2		32-17
Total	415-207	21-16	12-10	427-217

Iona All-Time Win-Loss Records**2,195 Games Played**

All-Time (1940-present) - 1,278-917 (.582)

Home (1948-present) - 595-197 (.751)

Away (1948-present) - 386-471 (.450)

Neutral (1948-present) 221-210 (.513)

Overtime games (1947-present) - 61-54 (.530)

Home, Away Neutral not available 1940-47

Iona MAAC Records (1982-present)**706 Games Played**

MAAC All-Time - 444-262 (.629)

MAAC Home - 250-97 (.720)

MAAC Away - 185-163 (.532)

MAAC Neutral - 9-2 (.818)

MAAC Tournament - 64-28 (.696)

Hynes Athletics Center Records (1974-present)**605 games played**

Overall - 450-155 (.744)

Non-Conference Games - 200-54 (.787)

MAAC Games - 250-97 (.720)

ALL-TIME MAAC STANDINGS

(CURRENT TEAMS BY WINS SINCE 2010-11)

School	2010-pres			ALL-TIME FIRST		
	W-L	PCT		W-L	PCT	SEAS
IONA	167-65	.720		444-262	.629	1981
Rider	133-109	.550		274-220	.555	1998
Siena	122-118	.508		344-266	.564	1989
Manhattan	114-128	.471		336-380	.469	1981
CANISIUS	113-123	.479		264-342	.436	1989
Saint Peter's	114-128	.471		336-380	.469	1981
Fairfield	108-134	.446		332-384	.464	1981
Niagara	103-138	.427		304-307	.498	1989
Quinnipiac	100-105	.488		100-105	.488	2013
Marist	85-157	.351		199-295	.403	1998
Mt. St. Mary's	14-18	.438		14-18	.438	2022

INDIVIDUAL CAREER TOTALS

Player	G	Pts	Reb	Ast	Blk	Stl
Panzo	142	866	480	125	64	98
Brown	143	724	415	416	17	155
Williams	99	712	345	101	16	68
Tretout	74	691	195	131	21	67
Shema	77	418	281	83	74	39
Gordon	21	331	146	26	9	29
Quigley	22	211	58	66	1	21
Aranguren	22	194	86	34	3	28
Adewale	22	66	69	8	17	7
Saunders	17	59	22	5	4	2
Bates	15	32	9	7	2	6
Brice	15	18	14	1	2	3
Chappali	1	0	0	0	0	0
Farias	0	0	0	0	0	0

DOUBLE DIGIT DYNAMICS**Games with:** 23-24 22-23 Tot Rec**at least 10 points (in 2023-24)**

Gordon	16	-	16	9-7
Tretout	13	13	34	18-16
Panzo	11	11	34	23-11
Quigley	10	-	10	6-4
Aranguren	7	-	7	4-3
Brown	5	7	22	12-10
Shema	4	10	15	13-2
Adewale	1	-	1	0-1
Saunders	1	-	1	0-1

at least 20 points (in 2023-24)

Gordon	5	-	5	4-1
Tretout	3	1	4	1-3
Panzo	2	1	4	4-0
Aranguren	2	-	2	2-0
Quigley	1	-	1	1-0

at least 30 points

Gordon	2	-	2	2-0
Tretout	2	0	2	1-1
Panzo	0	1	1	1-0

at least 10 rebounds

Gordon	7	-	7	4-3
Shema	1	2	5	5-0
Williams	0	3	4	2-2
Panzo	0	1	1	0-1

at least 10 assists (None)**Double-Doubles**

Gordon	7	-	7	4-3
Shema	1	1	2	2-0
Williams	0	1	2	1-1

Leading Scorer (including ties)

Gordon	9	-	9	5-4
Panzo	5	4	9	6-3
Tretout	5	2	8	3-5
Aranguren	2	-	2	2-0
Saunders	1	-	1	0-1
Shema	1	0	1	0-1
Quigley	1	-	1	1-0
Brown	0	5	6	2-4

Leading Rebounder (including ties)

Gordon	12	-	12	7-5
Aranguren	5	-	5	1-4
Tretout	3	1	4	1-3
Adewale	3	-	3	2-1
Quigley	2	-	2	1-1
Williams	1	7	16	10-6
Panzo	1	7	13	8-5
Shema	1	5	8	7-1
Brown	1	3	6	3-3

Leading Assists (including ties)

Brown	8	18	65	23-42
Quigley	8	-	8	4-4
Tretout	7	6	17	7-10
Panzo	2	3	8	1-7
Aranguren	2	-	2	0-2
Williams	1	2	4	3-1
Shema	1	2	4	4-0
Gordon	1	-	1	0-1

#5 • Joel Brown

- Has started 20 of 21 games he has appeared in.
- Leads team with 3.5 apg, 2.0 steals per game and MAAC with 2.7 assist-to-turnover ratio.
- His A/T ratio ranks 39th and steals average ranks 45th in NCAA.

#7 • Idan Tretout

- No. 2 scorer averaging 14.3 points per game.
- Missed last four games due to injury.
- No. 2 with 13 double-digit efforts (six in last seven contests).
- Had five straight 10+ point efforts from Nov. 21-Dec. 1.
- Two 30+ point efforts including career-high 34 points vs. Sacred Heart.
- Earned first MAAC Player of the Week honor for performance at Charleston and vs. the Pioneers.

#10 • Terrell Williams Jr

- Has come off the bench in 16 games, returning to rotation seven games ago after missing five due to injury.
- Had his best game as a Gael with nine points, seven rebounds and two steals vs. Saint Francis.

#11 • Sultan Adewale

- Came off the bench last 12 games after, starting all 10 previous games.
- Season averages of 3.0 points and 3.1 rebounds per game.
- Leads team with 17 blocks.
- Season-best 11 points vs. Long Beach State in Gulf Coast Showcase.

#55 • Osborn Shema

- Preseason All-MAAC First Team performer and lone returner from 2022-23.
- Missed first 10 games of the season due to injury.
- Four 10+ point efforts including 12 last Sunday vs. Rider.
- Connected on career-best four 3FG at Quinnipiac.
- Recorded season-best 15 points at Saint Peter's with career-high three 3FG.
- Has posted 13 blocks in first 12 games of the season (1.1/g).

SULTANS OF SWIPE

- Iona recorded 17 steals vs. Niagara on Jan. 7, the first time it reached the mark since Nov. 18, 2011 against Western Michigan, a span of 398 games.
- It was just the fifth time in the last 22 seasons the program has posted 17 or more. Equaled twice vs. Siena (2016) and North Carolina (2002) and surpassed vs. Portland State (21, 2005) and Loyola (20, 2008).
- The Gaels average 9.5 steals per game, the highest average in the MAAC and 16th most in the NCAA. **Iona's mark in conference games is 10.1/g.**
- Through the first 22 games of the season, it is the highest single-season average since the 2022-23 campaign, exceeding 8.5 spg in 2007-08.

MAAC REGULAR SEASON GAME #700

- Jan. 14th's contest represented the 700th MAAC regular season game for Iona men's basketball.
- They are the fourth program to reach the mark, joining fellow founding members Fairfield, Manhattan and Saint Peter's.
- Iona played eight less games than their three counterparts in 2020-21 due to COVID-19 pauses.

WELCOME TOBIN ANDERSON

- **Tobin Anderson** is in his first season as head coach of the Iona program in 2023-24.
- Anderson served as head coach at FDU where he led the No. 16 seeded Knights to the NCAA Tournament's second round after a stunning upset over No. 1 Purdue. His FDU squad finished 21-16 overall, earning the NEC's automatic bid.
- He led the Knights to two NCAA Tournament wins, over Texas Southern and the Boilermakers.
- The year before Anderson's arrival, the Knights posted a 4-22 record.
- Anderson had a highly successful coaching career at St. Thomas Aquinas, located less than 25 miles from Iona's New Rochelle Campus.
- A perennial Top 25 program in Division II, STAC won 209 games in nine seasons under Anderson, with five ECC regular season and six tournament titles.
- STAC reached the NCAA Division II tournament in each of his final seven seasons with an Elite 8 appearance in 2017 and Sweet 16 appearances in 2019, 2021 and 2022.
- He was a four-time ECC Coach of the Year (2015, 2016, 2021, 2022) and six-time Metropolitan Basketball Writers Association Division II Coach of the Year (2015, 2016, 2017, 2021, 2022, 2023).
- Prior to STAC, Anderson served as an assistant at Iona's MAAC-rival Siena for two seasons.
- Before his Siena, he was an established Division III head coach at Hamilton and Clarkson in upstate New York.
- Anderson graduated from Wesleyan in 1995 where he was a four-year starter, two-year captain, and is one of the top 10 leading scorers in school history.

WHAT'S NEW?

- Iona's roster features 13 newcomers for the 2023-24 season.
- The Gaels' four Division I graduate transfers include veterans **Joel Brown** (California), **Wheza Panzo** (Stetson), **Idan Tretout** (Harvard) and **Terrell Williams Jr.** (Southern), all have seen action in the starting lineups from their respective schools.
- Anderson and his staff brought in two junior college transfers in junior **Greg Gordon** (Dyersburg State) and sophomore **Isaac Brice** (Southwest Mississippi).
- The final seven are freshmen who look to make an immediate impact in the Gaels success: **Sultan Adewale** (England via Philadelphia Catholic League), **Jean Aranguren** (Venezuela via New England Prep League), **Alex Bates IV** (North Carolina), **Rodrigo**

TALE OF THE TAPE				
MAAC Rnk	Iona		Canisius	MAAC Rnk
	12-10 / 7-4	Record / MAAC	8-14 / 3-9	
	7-3 (W4)	Last 10 Games (Streak)	2-8 (L3)	
	163/172/172	RPI*/NET*/KenPom	235/263/275	
4th	74.2	Scoring Offense	72.5	6th
6th	71.9	Scoring Defense	74.3	8th
4th	+2.3	Scoring Margin	-1.8	8th
7th	.440	FG%	.440	6th
3rd	.350	3-pt FG%	.343	6th
9th	.650	FT%	.641	10th
8th	.454	Opponent FG%	.453	7th
8th	.337	Opponent 3-pt FG%	.327	4th
9th-10th	32.8-36.3	Rebounding	37.4-34.6	3rd-6th
10th	-3.5	Rebound Margin	+2.8	3rd
1st	14.6	Assists/game	12.6	8th
1st	10.3	Turnovers/game	13.8	7th
1st	9.5	Steals/game	6.1	9th
6th	3.2	Blocks/game	3.2	7th
1st	1.41	Assist/Turnover Ratio	0.91	8th
2nd	8.1	3FG Made	7.5	4th
175th	106.3	Adj. Off. Efficiency^	101.2	271st
198th	107.3	Adj. Def. Efficiency^	109.3	241st
167th	67.8	Tempo^	68.3	137th
^--from KenPom.com (rank in nation)				
*--from WarrenNolan.com (as of 2/9/24)				

Farias (Queens via The Skill Factory Prep in Georgia), **Jeremiah Quigley** (DMV via Washington Catholic League), **Dylan Saunders** (Virginia) along with walk-on **Rohan Chappali** (Virginia).

WHO'S BACK?

- **Osborn Shema**, the lone returner. A two-time MAAC champion and preseason All-MAAC First Team selection.

HYNES DOMINANCE

- Iona had a 21-game Hynes Center winning streak snapped vs. Rider on Jan. 15, 2023.
- The 21-game streak tied the second longest home winning streak in program history, behind 2014-16 (26) and matching 1979-80 and 1951-53.
- The Gaels are **30-4** in the last two-plus seasons.
- Iona is **169-32 (.841)** since 2009.
- The Maroon & Gold snapped a seven-game non-conference home winning streak vs. Hofstra and are now **20-4 (.833)** over the last nine seasons.

MAAC ROAD WARRIORS

- Iona's loss at Saint Peter's snapped a seven-game MAAC regular season road winning streak. The stretch matched the fourth longest streak in program history.
- The program record is 11 over the course of three seasons from 1981-82 to 1983-84.

MAAC ROAD WIN STREAKS IONA

2/20/82 - 2/15/84	11
12/11/05 - 2/15/06	8
1/24/00 - 1/8/01	8
2/5/23 - 1/6/24	7
2/1/16 - 12/2/16	7
1/12/14- 2/23/14	7

GOING DEEP

- Iona has posted 10 or more 3FG in **eight** of its **22** games this season, posting a 6-2 record.
- Hitting the mark in **36.4%** of its games is the highest percentage since 2018-19 under former head coach Tim Cluess (42.4%).
- Since 2007, the highest single-season rate was 60.6%, or 22-of-33 games in 2013-14.
- Among the Gaels last five head coaches, this years rate ranks is second highest behind Cluess (41.7%) and ahead of Tra Arnold (31.0%), Rick Pitino (19.8%) and Kevin Willard (11.7%).

10+ 3FG MADE IN A GAME

Coch	10+	GP	PCT	W-L
Cluess	128	307	41.7%	101-27
Pitino	17	86	19.8%	13-4
Willard	11	94	11.7%	6-5
Arnold	9	29	31.0%	4-5
ANDERSON	8	22	36.4%	6-2

LET IT RAIN

- After **22 games**, Iona has made a three-pointer in **501** straight and **947** out of its last **949** games.
- In 2019-20, the Gaels eclipsed their previous program record of 386 straight from Jan. 5, 1994 - Dec. 16, 2006.
- The Gaels have failed to hit a three-pointer in just 18 of their **1,175** games played since the line was adopted for the 1986-87 season.



MAAC OVERALL LEADERBOARD
(as of 2/9/24)

TEAM RANKINGS

Scoring Offense	4th	74.2
Scoring Defense	6th	71.9
Scoring Margin	4th	+2.3
Free Throw Pct	9th	.650
Field Goal Percentages	7th	.440
Field Goal Pct Defense	8th	.454
3-Point Fg Pct	3rd	.350
3-Point Fg Pct Defense	8th	.337
Rebounding Offense	9th	32.8
Rebounding Defense	10th	36.3
Rebounding Margin	10th	-3.5
Blocked Shots	6th	3.2
ASSISTS	1ST	14.6
STEALS	1ST	9.5
TURNOVER MARGIN	1ST	+5.2
ASSIST/TURNOVER RATIO	1ST	1.41
Offensive Rebounds	5th	10.9
Defensive Rebounds	11th	21.9
3-Point Fg Made	2nd	8.1
TURNOVERS	1ST	10.3
TURNOVERS FORCED	1ST	15.5

INDIVIDUAL RANKINGS

Sultan Adewale		
Blocked Shots	15th	.8
Jean Aranguren		
Field Goal Pct	9th	.520
Steals	19th	1.2
3-POINT FG PCT	1ST	.500
Joel Brown		
Assists	7th	3.5
Steals	3rd	2.0
A/T RATIO	1ST	2.7
Greg Gordon		
Scoring	5th	15.8
Rebounding	6th	7.0
Field Goal Pct	5th	.560
Steals	15th	1.4
Wheza Panzo		
Steals	21st	1.2
3-Point FG Pct	17th	.343
3-Point FG Made	4th	2.6
Blocked Shots	21st	.6
Minutes Played	17th	30.6
Jeremiah Quigley		
Assists	13th	3.0
Free Throw Pct	11th	.802
A/T Ratio	2nd	2.4
Idan Tretout		
Scoring	8th	14.3
Assists	18th	2.4
Free Throw Pct	19th	.646
Steals	6th	1.7
3-Point FG Pct	21st	.333
3-Point FG Made	12th	1.8
Minutes Played	25th	27.3



MAAC CONFERENCE-ONLY LEADERBOARD
(as of 2/9/24)

TEAM RANKINGS		
Scoring Offense	3rd	76.8
Scoring Defense	5th	72.3
Scoring Margin	3rd	+4.5
Free Throw Pct	10th	.638
Field Goal Percentages	4th	.461
Field Goal Pct Defense	8th	.459
3-Point Fg Pct	5th	.349
3-Point Fg Pct Defense	5th	.332
Rebounding Offense	10th	31.5
Rebounding Defense	9th	35.2
Rebounding Margin	10th	-3.7
Blocked Shots	4th	3.4
ASSISTS	1ST	15.6
STEALS	1ST	10.1
TURNOVER MARGIN	1ST	+6.7
ASSIST/TURNOVER RATIO	1ST	1.57
Offensive Rebounds	4th	10.6
Defensive Rebounds	11th	20.8
3-Point Fg Made	2nd	7.6
TURNOVERS	1ST	9.8
TURNOVERS FORCED	1ST	16.7
INDIVIDUAL RANKINGS		
Joel Brown		
Assists	7th	4.0
Steals	4th	2.1
Assist/Turnover Ratio	2nd	2.6
Greg Gordon		
Scoring	3rd	18.9
Rebounding	5th	7.5
Field Goal Pct	4th	.578
Steals	11th	1.5
Blocked Shots	22nd	.6
Wheza Panzo		
Assists	20th	2.1
Steals	15th	1.5
3-Point FG Pct	13th	.353
3-Point FG Made	3rd	2.7
Blocked Shots	14th	.9
Minutes Played	21st	29.8
Jeremiah Quigley		
Scoring	24th	10.5
Field Goal Pct	22nd	.444
Assists	18th	2.4
Free Throw Pct	8th	.816
Steals	23rd	1.2
Osborn Shema		
3-Point FG Pct	14th	.343
3-Point FG Made	15th	1.3
Blocked Shots	6th	1.0

REGULAR SEASON CHAMPIONS

- Iona earned its 13th MAAC regular season championship last year, increasing its league record total.
- Iona has earned six regular season titles in the last 12 seasons.
- The Gaels regular season titles have come in 1982-83, 1983-84, 1984-85, 1995-96, 1996-97, 1997-98, 2000-01, 2011-12, 2013-14, 2014-15, 2018-19, 2021-22, 2022-23.

TOTAL MAAC REG. SEASON CHAMPIONSHIPS*

IONA	13	Saint Peter's	3
Siena	9	Canisius	2
Manhattan	6	Marist	2
Niagara	4	Quinnipiac	0
Rider	4	Mt. St. Mary's	0
Fairfield	3		

*-current members

GAELS SIGN THREE FOR 2024-25

- **Tobin Anderson** announced the signing of three student-athletes to NLI's for the 2024-25 season.
- **Justin Menard** (Haddam, CT) is a 6-3 point guard from St. Thomas More School. He is described as having great size for the point guard position and can score from all three levels. His basketball IQ and work-ethic have also been praised.
- **Jacob Hogarth** (Hillburn, NY) is a 6-9 versatile forward hailing from Rockland County. Hogarth is a versatile defender capable of altering shot and forcing turnovers. He moves well and is very strong in the post.
- **JoJo Wallace** (New Milford, CT) is a 6-3 scoring guard who also hails South Kent School. Described as a pure scorer, Wallace is another three-level scorer in the incoming class for the Gaels. He is great in transition and finishes well at the rim with both hands. He is the son of former Syracuse standout and seven-year NBA standout, John Wallace.

MAAC DOMINANCE

- Iona University is one of 15 schools in NCAA Division I to have an all-time winning record against every opponent in its league.
- One team in just under half of the 32 conferences holds stake to the claim:
Amer. East - Vermont American - Cincinnati
ACC - UNC A-Sun - Liberty
Big 12 - Kansas Big Sky - Weber St.
Big West - LBSU C-USA - UAB
Ivy - Penn MAAC - Iona
MEAC - Norfolk St. Pac-12 - UCLA
SEC - Kentucky WCC - Gonzaga
WAC - N. Mexico St.

JIMMY V TO THE RAFTERS

- Iona Athletics celebrated of recent Naismith Basketball Hall of Fame Inductee Jim Valvano with a recognition ceremony on Sunday, January 7, 2024. Iona raised to the rafters in his honor at halftime.
- Valvano served as head coach of the men's basketball program from 1975-1980, as Director of Athletics from 1977-1980, and was inducted into the Iona University Arrigoni Hall of Fame in 1994.
- Valvano led the Gaels to a 95-46 (.674) record in five seasons remains top-five all-time in program history in wins and win percentage.
- Valvano taught Iona to "Dare to Dream" while recruiting some of the Maroon & Gold's finest talent ever and the results showed.
- Iona's 1979-80 team finished 29-5, setting a program record for wins that stands to this day.
- The Gaels were ECAC Champions and defeated eventual national champion Louisville, 77-60, in front of sold-out Madison Square Garden in February 1980, while advancing to the second round of the NCAA Tournament before falling to Georgetown.

RICHIE GUERIN'S #14 HANGS IN THE RAFTERS

- Iona honored the legacy of **Richie Guerin '54** by retiring his number 14 on Jan. 31, 2014 the first ever in school history.
- Guerin is an Iona University Goal Club (1983), Marine Corps Sports (2004), and Naismith Memorial Basketball Hall of Fame (2013) inductee who starred for the Maroon & Gold from 1951-1954.
- He rewrote the basketball record books at Iona, scoring 1,375 points and graduated as the leading scorer in school history.
- A two-time All-Metropolitan selection with the Gaels, he scored a then school-record 40 points against John Carroll in 1954 and was the first Gael to score 40 or more points in a game.
- Following his playing days at Iona, Guerin played with the National Basketball Association's New York Knicks from 1956-1963 and was a player-coach of the St. Louis/Atlanta Hawks franchise for nine years.
- In 13 years as a professional player, Guerin accumulated 14,676 points (17.3 per game), 4,278 rebounds (5.1 per game), and 4,211 assists (5.0 per game) over 848 games.

GAEL GREATS

- In addition to Naismith Hall of Famer **Richie Guerin '54**, here are additional significant names in Iona basketball history:
- **Jim Valvano** - legendary head coach at Iona from 1975-80 who "Dared To Dream" to win a national championship with the Gaels and finally did in 1983, albeit with North Carolina State. Succumbed to cancer in 1993 eight weeks after an impassioned speech at the ESPY Awards that year which in which he announced creation of The V Foundation for Cancer Research and its motto, "Don't Give Up... Don't Ever Give Up."
 - **Jeff Ruland '91** - All-American during his time at Iona and, two-time NBA All-Star with

the Washington Bullets, Philadelphia 76ers and Detroit Pistons. Following his career, returned to Iona and served as head coach from 1998-2007 where he won three MAAC Championships.

• **Tim Cluess** - head coach from 2010-2020. At the helm during one the Gaels' most successful decades in program history. Cluess won 199 games in nine seasons on the sideline including six NCAA appearances, five MAAC tournament championships, and four MAAC regular season titles. He is the all-time MAAC leader in MAAC tournament victories.

• **Pat Kennedy** - head coach from 1980-86. Went on to coach at Florida State, DePaul, Montana, and Towson following a highly successful tenure in New Rochelle.

• **Warren Isaac '65** - Iona's only 50-point scorer, Isaac played six seasons in Europe following his tenure at Iona. A New York City school legend, Isaac started for Power Memorial paving the way for NBA Hall of Famer Kareem Abdul-Jabbar a 1965 graduate of the high school.

• **Tim Welsh** - head coach from 1995-98 who went on to coach in the Big East with Providence for 10 seasons. Currently an ESPN college basketball analyst. Holds the highest career winning percentage ever at Iona.

• **Kevin Willard** - Iona coach from 2007-10, now head coach at Big 10's Maryland. Helped turn around a program which won two games in the season prior to his arrival to 20 wins in his final season in Maroon & Gold.

• **Steve Burt '84 & Steve Burt '06** - All-time NCAA father/son scoring leaders, both netting over 2,000 career points. Burt, the father, had a four-season NBA career and most notably appeared off the bench for the Phoenix Suns in the 1992 NBA Playoffs. He was inducted into the prestigious NYC Basketball Hall of Fame this past fall. Burt, the son, continues to play professionally in Europe.

• **Sean Green '91** - Played 84 NBA games over three seasons for the Indiana Pacers, Philadelphia 76ers and Utah Jazz from 1991-94. Currently a high school basketball coach in Southern California.

• **Scott Machado '12** - The last Gael to appear in an NBA game. Machado played in regular season NBA contests in 2012-13 with the Houston Rockets and postseason with the Golden State Warriors. Played the majority 2018-19 season in the NBA G-League for the South Bay Lakers and played four games with the Los Angeles Lakers. The MAAC & Iona's all-time assist leader. He currently plays professionally in Australia.

• **Bob Santini '53** - Iona's first NBA player, appeared in four games with the New York Knicks in 1955-56.

NOTABLE ALUMNI (ATHLETICS/POP CULTURE)

• **Brendan Malone '62** - longtime NBA assistant coach, last with the Detroit Pistons from 2014-16. Coach Malone passed away in October at age 88.

• **Don McLean** - Singer-songwriter noted most famous for his 1971 single "American Pie".

• **Dennis Leonard** - Kansas City Royals Hall of Famer and 12-year MLB veteran who won 20 games on three occasions from 1977-80. He was inducted in May 2015 into the New York Baseball Hall of Fame.

• **Kyle Flood '93** - Former head football coach at Rutgers, current offensive coordinator and offensive line coach at Texas.

• **Maggie Timoney '89** - The Iona women's basketball Hall of Famer recently became the first female CEO of Heineken USA.

• **Jason Motte** - Major League Baseball relief pitcher recorded the final out of the 2011 World Series with the world champion St. Louis Cardinals. Has also appeared in Major League games with the Chicago Cubs, Colorado Rockies and Atlanta Braves.

• **Leonard Korir '12** - a two time NCAA track and field champion while at Iona, Korir represented Team USA in the 2016 Rio Olympic Games in the 10,000-meter event. He is currently ranked as the top American marathon runner on WorldAthletics.org.

• **Ignacio Maganto** - was selected by the LA Galaxy with the 21st pick in the first round of the 2015 MLS SuperDraft, the first Major League Soccer draft pick in Iona history. Maganto scored his first MLS goal with the Galaxy in the spring of 2015.

• **Mariano Rivera III '15** - Earned his degree in May 2015 and was selected in the fourth round by the Washington Nationals.

• **Emma Hayes** - Iona's women's soccer coach from 2003-2005, Hayes was named the 10th full-time United States Women's Soccer National Team head coach in November 2023.

MAROON & GOLD ON FACEBOOK, TWITTER & INSTAGRAM

Follow Iona Athletics on your favorite social media sites at [@IonaGaels](#) and receive immediate updates on the Gaels. The men's basketball program can be found at [@IonaGaelsMBB](#). A list of student-athletes and coaches on social media can be found on the roster page in the game notes package.



MAAC PRESEASON COACHES POLL

No.	Team (FPV)	Points
1.	Rider (8)	117
2.	Iona (2)	108
3.	Canisius (1)	89
4.	Siena	77
5.	Quinnipiac	71
6.	Fairfield	70
7.	Mount St. Mary's	59
8.	Marist	48
9.	Niagara	43
10.	Saint Peter's	30
11.	Manhattan	14

MAAC PRESEASON ALL-MAAC TEAMS

First Team

OSBORN SHEMA	IONA
Dakota Leffew	Mount St. Mary's
Matt Balanc	Quinnipiac
Mervin James	Rider
Allen Powell	Rider

Second Team

Tahj Staveskie	Canisius
Caleb Fields	Fairfield
Isaiah Brickner	Marist
Paul Otieno	Quinnipiac
Michael Eley	Siena

Third Team

Xzavier Long	Canisius
Alexis Yetna	Fairfield
JOEL BROWN	IONA
IDAN TRETOUT	IONA
Corey Washington	Saint Peter's

NEW YORK METROPOLITAN STANDINGS

School	2010-pres			1995-pres		
	W-L	PCT		W-L	PCT	
IONA	287-157	.646		541-363	.598	
Seton Hall	258-185	.582		497-402	.553	
Hofstra	252-192	.568		524-381	.579	
Wagner	229-177	.564		432-409	.514	
St. John's	233-210	.526		474-428	.525	
Long Island	211-211	.500		395-458	.463	
Saint Peter's	202-228	.470		362-500	.420	
Rutgers	202-235	.462		407-481	.458	
N.J.I.T.	185-224	.452		337-470	.418	
Manhattan	185-236	.439		409-451	.476	
Columbia	156-211	.425		314-460	.406	
Fordham	157-251	.385		291-543	.349	
Fair. Dickinson	152-267	.363		358-502	.416	

IONA UNIVERSITY NOTES OF INTEREST

- Founded in 1940, Iona is inspired by the legacy of Blessed Edmund Rice and the Christian Brothers, embodying opportunity, justice and the liberating power of education.
- Building on its proud legacy, Iona officially became a University on July 1, 2022, turning the page to the next chapter ahead.
- With a total enrollment of nearly 4,000 students and an alumni base of over 50,000 around the world, Iona is a diverse community of learners and scholars.
- Iona University is a small Catholic liberal arts school that has emerged as an anomaly in higher education, with new-student enrollment spiking over 30 percent in three years.
- Iona students can expect small class sizes, engaged professors and a wide range of undergraduate and graduate programs within the School of Arts & Science, LaPenta School of Business NewYork-Presbyterian Iona School of Health Sciences and Hynes Institute for Entrepreneurship & Innovation.
- Iona now has two campuses in Westchester County, N.Y., just north of New York City. Iona's beautiful 45-acre campus in New Rochelle, N.Y., and new 28-acre campus in Bronxville, N.Y., are both just 30 minutes via Metro-North train to Midtown Manhattan.
- With the support of a \$20 million gift from NewYork-Presbyterian, Iona has established the NewYork-Presbyterian Iona School of Health Sciences on its new Bronxville campus, developing a premier new school in collaboration with one of the nation's top hospitals.
- The flagship building of Iona's new Bronxville campus has been named the Kelly Center for Health Sciences thanks to benefactors Al and Peggy Kelly. Both are double alumni and longtime Iona basketball fans; Al Kelly is formerly the CEO of Visa.
- Iona also continues to beautify its New Rochelle campus, where it opened a vibrant new green space called the "Murphy Green" in the heart of campus.

- In September 2021, Iona announced it was opening a new pilot campus in County Mayo, Ireland. Located within the historic Westport House Estate along the Atlantic coast, classes are set to begin Summer 2024.
- It pays to go to Iona: 92 percent of Iona graduates are employed full-time or enrolled in graduate school within six months of graduation. Iona is also in the top 4 percent nationwide for its long-term return on investment, according to Georgetown University's Center on Education and the Workforce.
- Iona is also widely recognized in prestigious rankings, including The Princeton Review's 2024 national list of "The Best 389 Colleges" and The Wall Street Journal/College Pulse's "2024 Best Colleges in America," which ranked Iona at #66 in the nation overall, #8 in the nation among Catholic schools, and #1 in New York State for student experience.
- Iona has added two new Division I Varsity programs in the last year – men's lacrosse and women's acrobatics & tumbling.
- Iona also continues to expand its Club Sports program, which is geared toward those with an interest in organized sports outside of Iona's rigorous Division I Athletics program, including a highly popular esports club team that was featured on Yahoo's In the Know.
- Tradition: Iona's world-renowned Pipe Band performs at major campus events, and even leads the University's march up Fifth Avenue in the New York City St. Patrick's Day parade.
- In 2023, Iona hired head coach Tobin Anderson after his historic win leading #16 FDU to beat #1 Purdue; he immediately became a beloved figure on campus inspiring the community on the court and off.
- Members of the Iona community are known as Gaels, who are people with Irish-Gaelic ancestry.
- Notable Iona alumni include Alfred F. Kelly Jr., CEO of Visa Inc.; Margaret C. Timoney, CEO of HEINEKEN USA; and musician Don McLean, most famous for his song "American Pie."



PRESIDENT SEAMUS CAREY, Ph.D.

- Seamus Carey, Ph.D., serves as the ninth president of Iona University.
- A Bronx native and first-generation college student, Carey began his Iona presidency in July 2019.
- Just a few months into his leadership, President Carey was among the first to contend with the COVID-19 pandemic. He swiftly closed campus in March due to Iona's proximity to the New Rochelle outbreak, shifting all learning to online platforms.
- Pushing to innovate and lead through the pandemic, Iona was also one of the first in the nation to resume in-person classes in August 2020.

- Propelling the University on a path of innovation, President Carey has since overseen the school's growth and expansion to include the acquisition of a new second campus in Bronxville, the launch of the NewYork-Presbyterian Iona School of Health Sciences and new programs inside and outside the classroom.
- President Carey also successfully led the transition to become Iona University, reflecting both the strength and diversity of its academic programs.
- New student enrollment is up over 30% under President Carey's leadership.



WHAT IS A GAEL?

- The symbol of Iona University's athletic teams is the popular Gael. A Gael is anyone of Irish-Gaelic ancestry, consistent with the Irish tradition of Iona.
- The University was founded in 1940 by the Congregation of Christian Brothers, commonly known as the Irish Christian Brothers.
- The Gael, which is depicted as a spunky character, provides Iona with a nickname consistent with the school motto, certa bonum certamen ("fight the good fight") and personifies strength.



IONA
UNIVERSITY



THE ANDERSON FILE

Year at Iona:	First Season
Birth Date:	December 1, 1971
Age:	52
Hometown:	Truro, Iowa
Wife:	Jodi
Children:	Bryce and Aleza
High School:	Interstate 35 High School Truro, Iowa
College:	BA, Wesleyan University, 1995 MA, Florida State University, 1996

BASKETBALL COACHING EXPERIENCE

1996-97	Assistant Coach	Clarkson
1997-99	Assistant Coach	Le Moyne
1999-04	Head Coach	Clarkson
2004-11	Head Coach	Hamilton
2011-13	Assistant Coach	Siena
2013-22	Head Coach	St. Thomas Aquinas
2022-23	Head Coach	Fairleigh Dickinson
2023-Pres.	Head Coach	Iona University

AWARDS/ACCOLADES

2015	MBWA D-II Coach of the Year
2015	ECC Coach of the Year
2016	MBWA D-II Coach of the Year
2016	ECC Coach of the Year
2017	MBWA D-II Coach of the Year
2021	MBWA D-II Coach of the Year
2021	ECC Coach of the Year
2022	MBWA D-II Coach of the Year
2022	ECC Coach of the Year
2023	MBWA D-I Coach of the Year

Tobin ANDERSON

Head Coach

Wesleyan '95 - First Season

Tobin Anderson enters his first season as head coach of the Iona University men's basketball program in 2023-24. He was appointed to the position on March 21, 2023. Anderson comes to New Rochelle after serving as head coach at Fairleigh Dickinson University where he led the No. 16 seeded Knights to the NCAA Tournament's second round after a stunning upset over No. 1 Purdue.

Anderson led the 2022-23 FDU squad to a 21-16 overall record and 10-6 in Northeast Conference play. The Knights earned the NEC's automatic bid and earned two wins in this year's NCAA Tournament, a First Four win over Texas Southern and the first-round win over the Boilermakers. It was just the second-ever win for a No. 16 seed over a No. 1 seed in tournament history. The year before Anderson's arrival, the Knights posted a 4-22 record.

Prior to FDU, Anderson had a highly successful coaching career at St. Thomas Aquinas, located less than 25 miles from Iona's New Rochelle Campus. In nine seasons, he turned STAC into a perennial Top 25 program in Division II after inheriting a team that won just five games prior to his hire. In total he led the Spartans to a 209-62 (.771) overall mark, earning five East Coast Conference regular season and six tournament titles. Anderson's STAC program reached the NCAA Division II tournament in each of his final seven seasons with an Elite 8 appearance in 2017 and Sweet 16 appearances in 2019, 2021 and 2022. A highlight of Anderson's first NCAA tournament season in 2015-16 was a 90-58, exhibition win over St. John's to open the campaign on November 4, 2015. Under Anderson, the Spartans posted a 128-30 (.810) mark in regular season ECC play. He was a four-time ECC Coach of the Year (2015, 2016, 2021, 2022) and five-time Metropolitan Basketball Writers Association

Division II Coach of the Year (2015, 2016, 2017, 2021, 2022).

Anderson got his first taste of Division I coaching, serving as an assistant at Iona's MAAC-rival Siena for two seasons from 2011-2013. Before his time at Siena, Anderson was an established head coach at the Division III level at Hamilton College and Clarkson University in upstate New York.

While at Hamilton, Anderson posted a 118-63 (.652) record in seven seasons. The Continentals reached the league tournament five times including a tournament championship and a trip to the NCAA D-III tournament. He guided his team to the second round of the NCAA tournament in 2006 and earned three regular season titles.

Anderson earned his first head coaching position at Clarkson University in Potsdam, NY. In his five years with the Golden Knights, he broke the school record for wins, with a 19-10 season in 2001-02. The team advanced to the ECAC regional championship game and was the third-most improved Division III men's basketball team from the previous season. Anderson's first team finished the 1999-00 season with a 14-12 record, the program's first winning season in 25 years and its first-ever post season bid.

To begin his coaching career, Anderson spent three years as an assistant coach; one year at Clarkson in 1996-97 and two years at Le Moyne College, from 1997-1999.

Anderson graduated from Wesleyan University in 1995 with a bachelor's degree in American Studies. He was a four-year starter, two-year captain, and is one of the top 10 leading scorers in school history. Anderson earned his master's in Athletic Administration from Florida State University in 1996. He is originally a native of Truro, Iowa. He and his wife Jodi have two children, Bryce and Alexa.

TOBIN ANDERSON HEAD COACHING RECORD

Year	School	Conference	Overall	Conf. (Pl.)	Postseason
1999-00	Clarkson	Liberty	14-12	6-6	
2000-01	Clarkson	Liberty	7-18	3-11	
2001-02	Clarkson	Liberty	19-10	9-5	
2002-03	Clarkson	Liberty	11-14	6-8	
2003-04	Clarkson	Liberty	16-12	9-5	
2004-05	Hamilton	Liberty	15-11	-	
2005-06	Hamilton	Liberty	23-5	12-2 (1st)	NCAA Second Round
2006-07	Hamilton	Liberty	19-7	11-3 (1st)	
2007-08	Hamilton	Liberty	17-9	9-5	
2008-09	Hamilton	Liberty	18-7	12-2 (1st)	
2009-10	Hamilton	Liberty	10-14	6-8	
2010-11	Hamilton	Liberty	16-10	9-5	
2013-14	St. Thomas Aquinas	East Coast	15-14	9-11 (5th)	
2014-15	St. Thomas Aquinas	East Coast	21-11	17-3 (1st)	
2015-16	St. Thomas Aquinas	East Coast	27-5	18-2 (1st)	NCAA Second Round
2016-17	St. Thomas Aquinas	East Coast	28-6	15-3 (1st)	NCAA Elite Eight
2017-18	St. Thomas Aquinas	East Coast	26-7	15-3 (2nd)	NCAA First Round
2018-19	St. Thomas Aquinas	East Coast	25-7	15-3 (2nd)	NCAA Sweet 16
2019-20	St. Thomas Aquinas	East Coast	25-5	13-3 (2nd)	NCAA Tournament
2020-21	St. Thomas Aquinas	East Coast	14-2	9-1 (1st)	NCAA Sweet 16
2021-22	St. Thomas Aquinas	East Coast	28-5	17-1 (1st)	NCAA Sweet 16
2022-23	Fairleigh Dickinson	Northeast	21-16	10-6 (2nd)	NCAA Second Round
2023-23	Iona	MAAC	12-10	7-4	
Clarkson (5 seas.)			67-66 (.504)	33-35 (.485)	
Hamilton (7 seas.)			118-63 (.652)	59-25 (.702)	
STAC (9 seas.)			209-62 (.771)	128-30 (.810)	
FDU (1 seas.)			21-16 (.568)	10-6 (.625)	
Iona (1 seas.)			12-10 (.545)	7-4 (.636)	
NCAA (23 seas.)			427-217 (.663)	237-100 (.703)	

CAREER STATISTICS FOR CURRENT PLAYERS

ADEWALE, Sultan

				Field Goals		3-Point		F-Throws		Rebounds									Scoring	
SEASON	TEAM	GP-GS	MIN/AVG	FG-FGA	FG%	3FG-3FGA	3FG%	FT-FTA	FT%	OFF	DEF	TOT	AVG	PF-FO	A	TO	BLK	STL	PTS	AVG
2023-24	Iona	22-10	303/13.8	26-59	.441	0-1	.000	14-22	.636	39	30	69	3.1	31-0	8	10	17	7	66	3.0
TOTAL		22-10	303/13.8	26-59	.441	0-1	.000	14-22	.636	39	30	69	3.1	31-0	8	10	17	7	66	3.0

ARANGUREN, Jean

				Field Goals		3-Point		F-Throws		Rebounds									Scoring	
SEASON	TEAM	GP-GS	MIN/AVG	FG-FGA	FG%	3FG-3FGA	3FG%	FT-FTA	FT%	OFF	DEF	TOT	AVG	PF-FO	A	TO	BLK	STL	PTS	AVG
2023-24	Iona	22-5	486/22.1	66-127	.520	22-44	.500	40-51	.784	30	56	86	3.9	38-1	34	30	3	27	194	8.8
TOTAL		22-5	486/22.1	66-127	.520	22-44	.500	40-51	.784	30	56	86	3.9	38-1	34	30	3	27	194	8.8

BATES IV, Alex

				Field Goals		3-Point		F-Throws		Rebounds									Scoring	
SEASON	TEAM	GP-GS	MIN/AVG	FG-FGA	FG%	3FG-3FGA	3FG%	FT-FTA	FT%	OFF	DEF	TOT	AVG	PF-FO	A	TO	BLK	STL	PTS	AVG
2023-24	Iona	15-0	127/8.4	12-34	.353	5-17	.294	3-6	.500	2	7	9	0.6	18-0	7	1	2	6	32	2.1
TOTAL		15-0	127/8.4	12-34	.353	5-17	.294	3-6	.500	2	7	9	0.6	18-0	7	1	2	6	32	2.1

BRICE, Isaac

				Field Goals		3-Point		F-Throws		Rebounds									Scoring	
SEASON	TEAM	GP-GS	MIN/AVG	FG-FGA	FG%	3FG-3FGA	3FG%	FT-FTA	FT%	OFF	DEF	TOT	AVG	PF-FO	A	TO	BLK	STL	PTS	AVG
2023-24	Iona	15-1	110/7.3	6-17	.353	2-4	.500	4-10	.400	3	11	14	0.9	18-0	1	2	2	3	18	1.2
TOTAL		15-1	110/7.3	6-17	.353	2-4	.500	4-10	.400	3	11	14	0.9	18-0	1	2	2	3	18	1.2

BROWN, Joel

				Field Goals		3-Point		F-Throws		Rebounds									Scoring	
SEASON	TEAM	GP-GS	MIN/AVG	FG-FGA	FG%	3FG-3FGA	3FG%	FT-FTA	FT%	OFF	DEF	TOT	AVG	PF-FO	A	TO	BLK	STL	PTS	AVG
2019-20	Cal	32-17	608/19.0	29-85	.341	8-26	.308	12-30	.400	5	58	63	2.0	59-1	56	34	4	14	78	2.4
2020-21	Cal	28-21	731/26.1	54-115	.470	12-31	.387	26-52	.500	18	56	74	2.6	75-4	88	53	1	39	146	5.2
2021-22	Cal	30-24	804/26.8	58-142	.408	6-26	.231	21-45	.467	19	85	104	3.5	73-2	97	56	3	27	143	4.8
2022-23	Cal	32-31	1040/32.5	85-208	.409	11-45	.244	39-72	.542	19	86	105	3.3	80-1	101	68	7	32	220	6.9
2023-24	Iona	21-20	499/23.8	52-105	.495	7-18	.389	26-51	.510	8	61	69	3.3	68-1	74	27	2	43	137	6.5
TOTAL FOR Iona		21-20	499/23.8	52-105	.495	7-18	.389	26-51	.510	8	61	69	3.3	68-1	74	27	2	43	137	6.5
TOTAL		143-113	3683/25.8	278-655	.424	44-146	.301	124-250	.496	69	346	415	2.9	355-9	416	238	17	155	724	5.1

CHAPPALI, Rohan

				Field Goals		3-Point		F-Throws		Rebounds									Scoring	
SEASON	TEAM	GP-GS	MIN/AVG	FG-FGA	FG%	3FG-3FGA	3FG%	FT-FTA	FT%	OFF	DEF	TOT	AVG	PF-FO	A	TO	BLK	STL	PTS	AVG
2023-24	Iona	1-0	1/0.9	0-0	.000	0-0	.000	0-0	.000	0	0	0	0.0	0-0	0	0	0	0	0	0.0
TOTAL		1-0	1/0.9	0-0	.000	0-0	.000	0-0	.000	0	0	0	0.0	0-0	0	0	0	0	0	0.0

GORDON, Greg

				Field Goals		3-Point		F-Throws		Rebounds									Scoring	
SEASON	TEAM	GP-GS	MIN/AVG	FG-FGA	FG%	3FG-3FGA	3FG%	FT-FTA	FT%	OFF	DEF	TOT	AVG	PF-FO	A	TO	BLK	STL	PTS	AVG
2023-24	Iona	21-21	516/24.6	140-250	.560	12-36	.333	39-78	.500	70	76	146	7.0	49-1	26	30	9	29	331	15.8
TOTAL		21-21	516/24.6	140-250	.560	12-36	.333	39-78	.500	70	76	146	7.0	49-1	26	30	9	29	331	15.8

CAREER STATISTICS FOR CURRENT PLAYERS

PANZO, Wheza

				Field Goals		3-Point		F-Throws		Rebounds									Scoring	
SEASON	TEAM	GP-GS	MIN/AVG	FG-FGA	FG%	3FG-3FGA	3FG%	FT-FTA	FT%	OFF	DEF	TOT	AVG	PF-FO	A	TO	BLK	STL	PTS	AVG
2019-20	Stet	33-10	808/24.5	50-148	.338	26-83	.313	32-42	.762	28	101	129	3.9	60-0	26	19	17	23	158	4.8
2020-21	Stet	26-3	489/18.8	38-93	.409	28-65	.431	5-8	.625	23	50	73	2.8	41-0	19	15	9	14	109	4.2
2021-22	Stet	30-1	487/16.2	40-102	.392	34-88	.386	7-8	.875	18	56	74	2.5	22-0	11	9	6	9	121	4.0
2022-23	Stet	31-30	931/30.0	88-202	.436	76-162	.469	15-19	.789	23	120	143	4.6	53-0	34	12	18	26	267	8.6
2023-24	Iona	22-18	672/30.6	73-200	.365	57-166	.343	8-13	.615	15	46	61	2.8	43-1	35	9	14	26	211	9.6
TOTAL FOR Iona		22-18	672/30.6	73-200	.365	57-166	.343	8-13	.615	15	46	61	2.8	43-1	35	9	14	26	211	9.6
TOTAL		142-62	3388/23.9	289-745	.388	221-564	.392	67-90	.744	107	373	480	3.4	219-1	125	64	64	98	866	6.1

QUIGLEY, Jeremiah

				Field Goals		3-Point		F-Throws		Rebounds									Scoring	
SEASON	TEAM	GP-GS	MIN/AVG	FG-FGA	FG%	3FG-3FGA	3FG%	FT-FTA	FT%	OFF	DEF	TOT	AVG	PF-FO	A	TO	BLK	STL	PTS	AVG
2023-24	Iona	22-7	549/25.0	66-162	.407	10-24	.417	69-86	.802	7	51	58	2.6	47-1	66	27	1	21	211	9.6
TOTAL		22-7	549/25.0	66-162	.407	10-24	.417	69-86	.802	7	51	58	2.6	47-1	66	27	1	21	211	9.6

SHEMA, Osborn

				Field Goals		3-Point		F-Throws		Rebounds									Scoring	
SEASON	TEAM	GP-GS	MIN/AVG	FG-FGA	FG%	3FG-3FGA	3FG%	FT-FTA	FT%	OFF	DEF	TOT	AVG	PF-FO	A	TO	BLK	STL	PTS	AVG
2020-21	Iona	10-0	129/12.9	12-21	.571	0-2	.000	7-10	.700	10	26	36	3.6	15-0	5	6	2	3	31	3.1
2021-22	Iona	21-1	221/10.5	26-42	.619	2-8	.250	14-21	.667	11	34	45	2.1	31-0	13	11	16	4	68	3.2
2022-23	Iona	34-29	893/26.3	93-188	.495	23-64	.359	29-43	.674	55	106	161	4.7	68-0	53	33	43	24	238	7.0
2023-24	Iona	12-12	263/21.9	27-63	.429	16-43	.372	11-13	.846	11	28	39	3.3	19-1	12	9	13	8	81	6.8
TOTAL		77-42	1506/19.6	158-314	.503	41-117	.350	61-87	.701	87	194	281	3.6	133-1	83	59	74	39	418	5.4

SAUNDERS, Dylan

				Field Goals		3-Point		F-Throws		Rebounds									Scoring	
SEASON	TEAM	GP-GS	MIN/AVG	FG-FGA	FG%	3FG-3FGA	3FG%	FT-FTA	FT%	OFF	DEF	TOT	AVG	PF-FO	A	TO	BLK	STL	PTS	AVG
2023-24	Iona	17-0	188/11.1	21-59	.356	14-47	.298	3-4	.750	6	16	22	1.3	22-0	5	4	4	2	59	3.5
TOTAL		17-0	188/11.1	21-59	.356	14-47	.298	3-4	.750	6	16	22	1.3	22-0	5	4	4	2	59	3.5

TRETOUT, Idan

				Field Goals		3-Point		F-Throws		Rebounds									Scoring	
SEASON	TEAM	GP-GS	MIN/AVG	FG-FGA	FG%	3FG-3FGA	3FG%	FT-FTA	FT%	OFF	DEF	TOT	AVG	PF-FO	A	TO	BLK	STL	PTS	AVG
2019-20	HU	16-0	119/7.5	22-50	.440	4-16	.250	13-17	.765	3	8	11	0.7	11-0	12	5	2	5	61	3.8
2021-22	HU	13-13	330/25.4	36-100	.360	10-43	.233	29-39	.744	11	28	39	3.0	22-0	19	26	8	9	111	8.5
2022-23	HU	27-15	629/23.3	87-201	.433	29-79	.367	58-81	.716	16	74	90	3.3	38-0	56	43	7	22	261	9.7
2023-24	Iona	18-16	494/27.5	86-216	.398	33-99	.333	53-82	.646	11	42	53	2.9	44-1	44	41	4	31	258	14.3
TOTAL FOR Iona		18-16	494/27.5	86-216	.398	33-99	.333	53-82	.646	11	42	53	2.9	44-1	44	41	4	31	258	14.3
TOTAL		74-44	1574/21.3	231-567	.407	76-237	.321	153-219	.699	41	152	193	2.6	115-1	131	115	21	67	691	9.3

WILLIAMS JR., Terrell

				Field Goals		3-Point		F-Throws		Rebounds									Scoring	
SEASON	TEAM	GP-GS	MIN/AVG	FG-FGA	FG%	3FG-3FGA	3FG%	FT-FTA	FT%	OFF	DEF	TOT	AVG	PF-FO	A	TO	BLK	STL	PTS	AVG
2020-21	SU	19-15	424/22.3	42-85	.494	14-31	.452	45-63	.714	18	49	67	3.5	40-2	30	29	5	11	143	7.5
2021-22	SU	31-31	826/26.6	115-235	.489	27-79	.342	47-67	.701	23	89	112	3.6	59-0	32	36	7	27	304	9.8
2022-23	SU	32-22	782/24.5	80-179	.447	21-62	.339	49-67	.731	26	109	135	4.2	60-0	30	32	4	25	230	7.2
2023-24	Iona	17-0	191/11.3	12-42	.286	1-12	.083	10-15	.667	8	23	31	1.8	22-0	9	15	0	5	35	2.1
TOTAL FOR Iona		17-0	191/11.3	12-42	.286	1-12	.083	10-15	.667	8	23	31	1.8	22-0	9	15	0	5	35	2.1
TOTAL		99-68	2223/22.5	249-541	.460	63-184	.342	151-212	.712	75	270	345	3.5	181-2	101	112	16	68	712	7.2

SEASON/CAREER HIGHS

#0 - ISAAC BRICE

Season High		Career High
4, 2x (at SPU, 1/5/24)	PTS	4, 2x (at SPU, 1/5/24)
3, vs. SJU (12/16/23)	REB	3, vs. SJU (12/16/23)
2, vs. BUF (11/22/23)	FG	2, vs. BUF (11/22/23)
1, 2x (at SPU, 1/5/24)	3FG	1, 2x (at SPU, 1/5/24)
1, 4x (at SPU, 1/5/24)	FT	1, 4x (at SPU, 1/5/24)
1, vs. BUF (11/22/23)	AST	1, vs. BUF (11/22/23)
1, 2x (vs. SFU, 12/10/23)	BLK	1, 2x (vs. SFU, 12/10/23)
1, vs. BUF (11/22/23)	STL	1, vs. BUF (11/22/23)
16, vs. BUF (11/22/23)	MIN	16, vs. BUF (11/22/23)

#1 - WHEZA PANZO

Season High		Career High
23, at FFD (12/1/23)	PTS	30, vs. WEB (12/10/22)
6, vs. FFD (2/2/24)	REB	10, vs. LIP (2/24/23)
8, at FFD (12/1/23)	FG	10, vs. WEB (12/10/22)
7, at FFD (12/1/23)	3FG	10, vs. WEB (12/10/22)
2, 2x (vs. MSM, 1/14/24)	FT	7, vs. WCU (2/15/22)
5, at SPU (1/5/24)	AST	5, at SPU (1/5/24)
2, 4x (at NIA, 2/8/24)	BLK	3, 2x (vs. UNA, 2/2/23)
3, 5x (vs. FFD, 2/2/24)	STL	4, vs. LIB (1/15/21)
37, at SPU (1/5/24)	MIN	45, vs. LIP (2/24/23)

#2 - GREG GORDON

Season High		Career High
35, vs. FFD (2/2/24)	PTS	35, vs. FFD (2/2/24)
14, at CofC (11/6/23)	REB	14, at CofC (11/6/23)
15, at NIA (2/8/24)	FG	15, at NIA (2/8/24)
2, 2x (vs. MSM, 1/14/24)	3FG	2, 2x (vs. MSM, 1/14/24)
8, vs. FFD (2/2/24)	FT	8, vs. FFD (2/2/24)
5, vs. RID (2/4/24)	AST	5, vs. RID (2/4/24)
3, vs. FFD (2/2/24)	BLK	3, vs. FFD (2/2/24)
4, vs. NIA (1/7/24)	STL	4, vs. NIA (1/7/24)
34, vs. FFD (2/2/24)	MIN	34, vs. FFD (2/2/24)

#3 - JEREMIAH QUIGLEY

Season High		Career High
20, vs. FFD (2/2/24)	PTS	20, vs. FFD (2/2/24)
7, vs. SFU (12/10/23)	REB	7, vs. SFU (12/10/23)
8, at SIE (1/26/24)	FG	8, at SIE (1/26/24)
2, 2x (vs. HOF, 12/6/23)	3FG	2, 2x (vs. HOF, 12/6/23)
11, vs. RID (2/4/24)	FT	11, vs. RID (2/4/24)
7, vs. RID (2/4/24)	AST	7, vs. RID (2/4/24)
1, vs. FFD (2/2/24)	BLK	1, vs. FFD (2/2/24)
3, at SPU (1/5/24)	STL	3, at SPU (1/5/24)
33, vs. FFD (2/2/24)	MIN	33, vs. FFD (2/2/24)

#4 - JEAN ARANGUREN

Season High		Career High
22, vs. COLG (12/21/23)	PTS	22, vs. COLG (12/21/23)
8, 2x (vs. COLG, 12/21/23)	REB	8, 2x (vs. COLG, 12/21/23)
8, vs. COLG (12/21/23)	FG	8, vs. COLG (12/21/23)
3, vs. SFU (12/10/23)	3FG	3, vs. SFU (12/10/23)
6, at QUI (1/21/24)	FT	6, at QUI (1/21/24)
4, 3x (at QUI, 1/21/24)	AST	4, 3x (at QUI, 1/21/24)
2, vs. SFU (12/10/23)	BLK	2, vs. SFU (12/10/23)
4, vs. MSM (1/14/24)	STL	4, vs. MSM (1/14/24)
30, at QUI (1/21/24)	MIN	30, at QUI (1/21/24)

#5 - JOEL BROWN

Season High		Career High
13, vs. MAR (11/29/23)	PTS	22, vs. OSU (3/4/23)
7, vs. SHU (11/10/23)	REB	9, vs. OSU (2/9/22)
5, 2x (vs. CAN, 1/19/24)	FG	9, vs. COLO (12/31/22)
1, 7x (at NIA, 2/8/24)	3FG	3, vs. UNLV (11/12/19)
5, at NIA (2/8/24)	FT	6, vs. OSU (3/4/23)
7, 2x (vs. CAN, 1/19/24)	AST	9, 2x (vs. WSU, 2/25/23)
0	BLK	2, at UCSD (11/15/22)
6, vs. MAR (11/29/23)	STL	6, vs. MAR (11/29/23)
32, at NIA (2/8/24)	MIN	46, vs. SUU (11/18/21)

#7 - IDAN TRETOUT

Season High		Career High
34, vs. SHU (11/10/23)	PTS	34, vs. SHU (11/10/23)
6, at FFD (12/1/23)	REB	7, at COL (2/17/23)
12, vs. SHU (11/10/23)	FG	12, vs. SHU (11/10/23)
7, vs. SHU (11/10/23)	3FG	7, vs. SHU (11/10/23)
9, vs. MAR (11/29/23)	FT	9, 2x (vs. MAR, 11/29/23)
7, at FFD (12/1/23)	AST	7, at FFD (12/1/23)
1, 4x (at QUI, 1/21/24)	BLK	4, vs. MIT (11/20/21)
5, vs. NIA (1/7/24)	STL	5, vs. NIA (1/7/24)
35, 3x (at QUI, 1/21/24)	MIN	40, vs. PRIN (2/25/23)

10 - TERRELL WILLIAMS JR.

Season High		Career High
9, vs. SFU (12/10/23)	PTS	21, vs. APB (1/22/22)
7, vs. SFU (12/10/23)	REB	11, vs. GRAM (3/11/21)
3, 2x (vs. HPU, 11/20/23)	FG	9, vs. APB (1/22/22)
1, vs. FFD (2/2/24)	3FG	3, 3x (at PV, 1/4/23)
5, vs. SFU (12/10/23)	FT	7, at TSU (11/28/21)
2, at CU (11/26/23)	AST	5, vs. MVSU (1/18/21)
0	BLK	2, vs. AI. St. (2/7/22)
2, vs. SFU (12/10/23)	STL	3, 5x (vs. AA&M, 3/4/23)
24, vs. SFU (12/10/23)	MIN	44, vs. GRAM (3/11/21)

#11 - SULTAN ADEWALE

Season High		Career High
11, vs. LBSU (11/21/23)	PTS	11, vs. LBSU (11/21/23)
9, vs. SHU (11/10/23)	REB	9, vs. SHU (11/10/23)
4, 3x (vs. SFU, 12/10/23)	FG	4, 3x (vs. SFU, 12/10/23)
0	3FG	0
3, 2x (vs. CAN, 1/19/24)	FT	3, 2x (vs. CAN, 1/19/24)
2, vs. RID (2/4/24)	AST	2, vs. RID (2/4/24)
3, 3x (vs. SFU, 12/10/23)	BLK	3, 3x (vs. SFU, 12/10/23)
1, 7x (at NIA, 2/8/24)	STL	1, 7x (at NIA, 2/8/24)
33, vs. SHU (11/10/23)	MIN	33, vs. SHU (11/10/23)

#13 - ALEX BATES IV

Season High		Career High
9, at SIE (1/26/24)	PTS	9, at SIE (1/26/24)
2, vs. RID (2/4/24)	REB	2, vs. RID (2/4/24)
4, at SIE (1/26/24)	FG	4, at SIE (1/26/24)
1, 5x (vs. RID, 2/4/24)	3FG	1, 5x (vs. RID, 2/4/24)
1, 3x (at SIE, 1/26/24)	FT	1, 3x (at SIE, 1/26/24)
2, at NIA (2/8/24)	AST	2, at NIA (2/8/24)
1, 2x (vs. RID, 2/4/24)	BLK	1, 2x (vs. RID, 2/4/24)
2, at NIA (2/8/24)	STL	2, at NIA (2/8/24)
19, vs. HPU (11/20/23)	MIN	19, vs. HPU (11/20/23)

#20 - ROHAN CHAPPALI

Season High		Career High
0	PTS	0
0	REB	0
0	FG	0
0	3FG	0
0	FT	0
0	AST	0
0	BLK	0
0	STL	0
1, vs. BUF (11/22/23)	MIN	1, vs. BUF (11/22/23)

#23 - DYLAN SAUNDERS

Season High		Career High
16, vs. SJU (12/16/23)	PTS	16, vs. SJU (12/16/23)
4, vs. HOF (12/6/23)	REB	4, vs. HOF (12/6/23)
5, vs. SJU (12/16/23)	FG	5, vs. SJU (12/16/23)
4, vs. SJU (12/16/23)	3FG	4, vs. SJU (12/16/23)
2, vs. SJU (12/16/23)	FT	2, vs. SJU (12/16/23)
2, vs. SJU (12/16/23)	AST	2, vs. SJU (12/16/23)
2, vs. HOF (12/6/23)	BLK	2, vs. HOF (12/6/23)
1, 2x (vs. SJU, 12/16/23)	STL	1, 2x (vs. SJU, 12/16/23)
18, vs. BUF (11/22/23)	MIN	18, vs. BUF (11/22/23)

#55 - OSBORN SHEMA

Season High		Career High
15, at SPU (1/5/24)	PTS	17, vs. MSM (3/8/23)
10, vs. MSM (1/14/24)	REB	10, 5x (vs. MSM, 1/14/24)
5, 2x (vs. MSM, 1/14/24)	FG	7, at CAN (2/10/23)
4, at QUI (1/21/24)	3FG	4, at QUI (1/21/24)
5, vs. RID (2/4/24)	FT	5, 2x (vs. RID, 2/4/24)
3, 2x (vs. RID, 2/4/24)	AST	6, vs. FFD (1/13/23)
3, 2x (vs. MSM, 1/14/24)	BLK	4, 4x (vs. QUI, 1/29/23)
2, 3x (at NIA, 2/8/24)	STL	2, 8x (at NIA, 2/8/24)
28, vs. RID (2/4/24)	MIN	39, at MAN (1/20/23)

OVERALL VS. CONFERENCE STATISTICS

Summary

Player	Overall Statistics										Conference Statistics									
	GP-GS	MIN/G	FG%	3FG%	FT%	R/G	A/G	STL	BLK	PTS/G	GP-GS	MIN/G	FG%	3FG%	FT%	R/G	A/G	STL	BLK	PTS/G
GORDON, Greg	21-21	24.6	.560	.333	.500	7.0	1.2	29	9	15.8	11-11	26.9	.578	.261	.508	7.5	1.5	17	7	18.9
TRETOUT, Idan	18-16	27.5	.398	.333	.646	2.9	2.4	31	4	14.3	7-6	31.5	.433	.410	.545	3.4	3.1	14	2	16.0
QUIGLEY, Jeremiah	22-7	25.0	.407	.417	.802	2.6	3.0	21	1	9.6	11-5	24.7	.444	.333	.816	2.1	2.4	13	1	10.5
PANZO, Wheza	22-18	30.6	.365	.343	.615	2.8	1.6	26	14	9.6	11-8	29.7	.363	.353	.500	3.2	2.1	16	10	9.7
ARANGUREN, Jean	22-5	22.1	.520	.500	.784	3.9	1.5	27	3	8.8	11-3	23.0	.500	.563	.850	3.2	1.4	12	1	7.5
SHEMA, Osborn	12-12	21.9	.429	.372	.846	3.3	1.0	8	13	6.8	9-9	22.1	.415	.343	.917	3.2	1.0	6	9	7.4
BROWN, Joel	21-20	23.8	.495	.389	.510	3.3	3.5	43	2	6.5	11-11	26.2	.533	.500	.514	3.6	4.0	23	2	7.8
SAUNDERS, Dylan	17-0	11.1	.356	.298	.750	1.3	0.3	2	4	3.5	7-0	7.5	.267	.000	.500	1.3	0.0	0	1	1.3
ADEWALE, Sultan	22-10	13.8	.441	.000	.636	3.1	0.4	7	17	3.0	11-2	10.7	.444	.000	.750	2.5	0.5	2	3	2.0
BATES IV, Alex	15-0	8.4	.353	.294	.500	0.6	0.5	6	2	2.1	6-0	9.0	.471	.250	1.000	0.7	0.8	3	1	3.2
WILLIAMS JR., Terrell	17-0	11.3	.286	.083	.667	1.8	0.5	5	0	2.1	9-0	9.3	.267	.200	.600	1.1	0.4	3	0	1.3
BRICE, Isaac	15-1	7.3	.353	.500	.400	0.9	0.1	3	2	1.2	7-0	5.5	.167	.500	.500	0.7	0.0	2	0	0.9
CHAPPALI, Rohan	1-0	0.9	.000	.000	.000	0.0	0.0	0	0	0.0	0-0	0.0	.000	.000	.000	0.0	0.0	0	0	0.0
Totals	22		.440	.350	.650	32.8	14.6	208	71	74.2	11		.461	.349	.638	31.5	15.5	111	37	76.8
Opponent	22		.454	.337	.732	36.3	13.4	118	86	71.9	11		.459	.332	.759	35.2	13.4	51	32	72.3

Scoring

Player	Overall Statistics								Conference Statistics							
	FG-FGA	FG%	3FG-3FGA	3FG%	FT-FTA	FT%	PTS	PTS/G	FG-FGA	FG%	3FG-3FGA	3FG%	FT-FTA	FT%	PTS	PTS/G
GORDON, Greg	140-250	.560	12-36	.333	39-78	.500	331	15.8	85-147	.578	6-23	.261	32-63	.508	208	18.9
TRETOUT, Idan	86-216	.398	33-99	.333	53-82	.646	258	14.3	39-90	.433	16-39	.410	18-33	.545	112	16.0
QUIGLEY, Jeremiah	66-162	.407	10-24	.417	69-86	.802	211	9.6	36-81	.444	3-9	.333	40-49	.816	115	10.5
PANZO, Wheza	73-200	.365	57-166	.343	8-13	.615	211	9.6	37-102	.363	30-85	.353	3-6	.500	107	9.7
ARANGUREN, Jean	66-127	.520	22-44	.500	40-51	.784	194	8.8	28-56	.500	9-16	.563	17-20	.850	82	7.5
SHEMA, Osborn	27-63	.429	16-43	.372	11-13	.846	81	6.8	22-53	.415	12-35	.343	11-12	.917	67	7.4
BROWN, Joel	52-105	.495	7-18	.389	26-51	.510	137	6.5	32-60	.533	4-8	.500	18-35	.514	86	7.8
SAUNDERS, Dylan	21-59	.356	14-47	.298	3-4	.750	59	3.5	4-15	.267	0-10	.000	1-2	.500	9	1.3
ADEWALE, Sultan	26-59	.441	0-1	.000	14-22	.636	66	3.0	8-18	.444	0-1	.000	6-8	.750	22	2.0
BATES IV, Alex	12-34	.353	5-17	.294	3-6	.500	32	2.1	8-17	.471	2-8	.250	1-1	1.000	19	3.2
WILLIAMS JR., Terrell	12-42	.286	1-12	.083	10-15	.667	35	2.1	4-15	.267	1-5	.200	3-5	.600	12	1.3
BRICE, Isaac	6-17	.353	2-4	.500	4-10	.400	18	1.2	1-6	.167	1-2	.500	3-6	.500	6	0.9
CHAPPALI, Rohan	0-0	.000	0-0	.000	0-0	.000	0	0.0	0-0	.000	0-0	.000	0-0	.000	0	0.0
Totals	587-1334	.440	179-511	.350	280-431	.650	1633	74.2	304-660	.461	84-241	.349	153-240	.638	845	76.8
Opponent	533-1174	.454	166-493	.337	350-478	.732	1582	71.9	270-588	.459	79-238	.332	176-232	.759	795	72.3

Totals

Player	Overall Statistics										Conference Statistics									
	O-REB	D-REB	TOTAL	PF	FO	A	TO	A/TO	HI	PTS	O-REB	D-REB	TOTAL	PF	FO	A	TO	A/TO	HI	PTS
GORDON, Greg	70	76	146	49	1	26	30	0.9	35		44	38	82	20	0	17	11	1.5	35	
TRETOUT, Idan	11	42	53	44	1	44	41	1.1	34		7	17	24	15	0	22	16	1.4	30	
QUIGLEY, Jeremiah	7	51	58	47	1	66	27	2.4	20		2	21	23	30	1	26	10	2.6	20	
PANZO, Wheza	15	46	61	43	1	35	9	3.9	23		10	25	35	24	0	23	6	3.8	23	
ARANGUREN, Jean	30	56	86	38	1	34	30	1.1	22		15	20	35	20	1	15	11	1.4	14	
SHEMA, Osborn	11	28	39	19	1	12	9	1.3	15		7	22	29	17	1	9	8	1.1	15	
BROWN, Joel	8	61	69	68	1	74	27	2.7	13		5	35	40	35	0	44	17	2.6	13	
SAUNDERS, Dylan	6	16	22	22	0	5	4	1.3	16		1	8	9	4	0	0	1	0.0	4	
ADEWALE, Sultan	39	30	69	31	0	8	10	0.8	11		14	13	27	20	0	6	5	1.2	7	
BATES IV, Alex	2	7	9	18	0	7	1	7.0	9		0	4	4	9	0	5	0	5.0	9	
WILLIAMS JR., Terrell	8	23	31	22	0	9	15	0.6	9		2	8	10	11	0	4	7	0.6	5	
BRICE, Isaac	3	11	14	18	0	1	2	0.5	4		1	4	5	8	0	0	2	0.0	4	
CHAPPALI, Rohan	0	0	0	0	0	0	0	0.0	0		0	0	0	0	0	0	0	0.0	0	
Totals	240	481	721	419	7	321	228	1.4	94		117	229	346	213	3	171	109	1.6	94	
Opponent	226	573	799	355	4	294	342	0.9	93		116	271	387	186	3	147	183	0.8	93	

THE LAST TIME... (TEAM STATISTICS)

The Last Time	Iona	Gms Since	Opponent	Gms Since
Game Duration				
Played in Overtime	Iona 84, Manhattan 76 OT (1/20/23)	39	Iona 84, Manhattan 76 OT (1/20/23)	39
Won in Overtime	Iona 84, Manhattan 76 OT (1/20/23)	39	Niagara 100, Iona 91 OT (2/29/20)	113
Played in Double Overtime	Iona 87, Quinnipiac 82 2OT (2/2/18)	182	Iona 87, Quinnipiac 82 2OT (2/2/18)	182
Won in Double Overtime	Iona 87, Quinnipiac 82 2OT (2/2/18)	182	Manhattan 73, Iona 73 2OT (2/14/13)	349
Played in Triple Overtime	Canisius 90, Iona 88 3OT (1/30/05)	611	Canisius 90, Iona 88 3OT (1/30/05)	611
Won in Triple Overtime	Never (0-2)		Canisius 90, Iona 88 3OT (1/30/05)	611
Ranked Opponent				
Beat a Ranked Opponent	No. 18 Colorado 85, Iona 68 (11/26/23)	17		
Played a Ranked Opponent	Iona 72, No. 10 Alabama 68 (11/25/21)	85		
Score Margin				
Won by 15-19 points	20, at Siena (1/26/24)	4	17, No. 18 Colorado 85, Iona 68 (11/26/23)	17
Won by 20-29 points	20, Iona 85, Colgate 65 (12/21/23)	11	25, Saint Joseph's 83, Iona 58 (12/16/23)	12
Won by 30-39 points	33, Iona 93, Siena 60 (2/26/23)	29	31, Louisville 67, Iona 36 (12/29/07)	526
Won by 40-49 points	44, Iona 105, Bucknell 61 (12/2/00)	747	45, Colorado 99, Iona 54 (12/29/19)	131
Won by 50 points or more	50, Iona 126, Delaware State 76 (11/26/14)	303	50, No. 1 UConn 104, Iona 54 (12/20/03)	653
Score Total				
Scored 100 points or more	103, Iona 103, Monmouth 84 (1/3/19)	159	100, Niagara 100, Iona 91 OT (2/29/20)	113
Scored 90-99 points	94, Iona 94, Rider 93 (2/4/24)	2	93, Iona 94, Rider 93 (2/4/24)	2
Scored 80-89 points	87, Quinnipiac 91, Iona 87 (1/21/24)	5	82, Iona 91, Fairfield 82 (2/2/24)	3
Scored less than 60 points	57, Saint Peter's 69, Iona 57 (1/5/24)	9	51, Iona 70, Siena 51 (1/26/24)	4
Scored less than 50 points	49, Manhattan 72, Iona 49 (2/2/20)	121	48, Iona 72, Quinnipiac 48 (3/9/21)	95
Scored less than 40 points	39, Manhattan 52, Iona 39 (2/9/09)	482	39, Iona 62, Loyola (Md.) 39 (3/7/03)	661
Both teams scored less than 60	Iona 54, Liberty 50 (11/19/21)	87		
Both teams scored less than 50	Iona 49, Saint Peter's 48 (2/28/10)	446		
Field Goal Percentage				
Shot 70.0% or better from the floor	70.0%, vs. Wagner (12/3/02)	684		
Shot 60.0-69.9% from the floor	64.7%, at Canisius (2/10/23)	34	60.8%, at Colorado (11/26/23)	17
Shot 55.0-59.9% from the floor	57.1%, at Saint Peter's (2/19/23)	31	58.9%, at Quinnipiac (1/21/24)	5
Shot 30-35.0% from the floor	33.3%, at Saint Peter's (1/5/24)	9	30.9%, vs. Saint Francis (12/10/23)	13
Shot 25.0-29.9% from the floor	27.7%, vs. Saint Joseph's (12/16/23)	12	27.6%, at Saint Peter's (2/19/23)	31
Shot less than 25.0% from the floor	23.7%, vs. St. Bonaventure (11/19/04)	628	23.7%, vs. St. Bonaventure (11/19/04)	628
Three Point Field Goals				
Made 24 or more three-point FGs	24, vs. Delaware State (11/26/14)*	303	Never	
Made 20-23 three-point FGs	20, at Holy Cross (12/19/17)	194	Never	
Made 19 three-point FG	19, vs. Fairfield (12/1/15)	269	Never	
Made 19 three-point FG	19, vs. Monmouth (3/8/15)	275		
Made 18 three-point FG	18, vs. Liberty (12/18/12)	366	Never	
Made 18 three-point FG	18, at Albany (11/23/10)	440		
Made 17 three-point FG	17, vs. Monmouth (1/26/20)	123	17, at Colorado (12/29/19)	131
Made 16 three-point FG	16, vs. Rider (1/14/18)	187	16, vs. Fairfield (1/5/19)	158
Made 15 three-point FG	15, vs. North Carolina (3/22/19)	138	15, vs. Saint Joseph's (12/16/23)	12
Made 10-14 three-point FG	10, vs. Rider (2/4/24)	2	10, vs. Rider (2/4/24)	2
Did not make a three-pt. FG	0-10, at Marist (12/5/08)	501	0-12, vs. St. John's (12/17/17)	195
Free Throws				
Attempted 50 or more FT	50 (38-50), at Marist (1/28/05)	612	54 (38-54), vs. Niagara (3/6/04)	631
Attempted 40 or more FT	41 (24-41), vs. Marist (11/29/23)	16	42 (28-42), vs. Marist (11/29/23)	16
Made 35 or more FT	34 (34-40), vs. Canisius (3/9/13)	344	38 (38-54), vs. Niagara (3/6/04)	631
Made 30 or more FT	30 (30-35), vs. Marist (2/16/20)	117	45 (32-45), vs. Seattle (12/23/22)	46
Rebounds				
Had 55 or more rebounds	51, vs. Coppin State (12/23/20)	101	56, at Niagara (12/29/17)	192
Had 50-54 rebounds	50, vs. Belmont (11/26/21)	84	52, vs. North Carolina (3/22/19)	138
Had 45-49 rebounds	48, at Manhattan (1/20/23)	39	47, vs. Rider (2/4/24)	2
Had 40-44 rebounds	42, vs. Mount St. Mary's (3/8/23)	26	41, vs. Niagara (1/7/24)	8
Had 25 or less rebounds	1, at Quinnipiac (1/21/24)	5	24, vs. Colgate (12/21/23)	11
Assists				
Had 35 or more assists	35, vs. Delaware State (11/26/14)*	303		
Had 30-34 assists	34, vs. Niagara (1/4/14)	329	30, at Yale (12/22/18)	161
Had 28-29 assists	29, vs. Marist (2/8/15)	284	28, at No. 1 UConn (12/20/03)	653
Had 25-27 assists	25, vs. Rider (2/4/24)	2	26, at Colorado (12/29/19)	131
Had 20-24 assists	20, at Siena (1/26/24)	4	24, vs. UConn (3/17/23)	23
Steals				
Made 15-19 steals	17, vs. Niagara (1/7/24)	8	16, at Monmouth (1/5/20)	129
Made 20 or more steals	20, at Loyola (Md.) (1/6/08)	523	19, vs. Wagner (12/4/01)	713
Turnovers				
Had 25 or more turnovers	27, vs. Monmouth (2/19/21)	97	25, vs. Long Beach State (11/19/18)	168
Had 20-24 turnovers	20, vs. Manhattan (2/12/21)	100	20, at Siena (1/26/24)	4
Had 6-10 turnovers	8, vs. Canisius (1/19/24)	6	9, vs. UConn (3/17/23)	23
Had 5 or less turnovers	3, vs. Rider (2/4/24)	2	5, vs. Belmont (11/26/21)	84
Blocks				
Blocked 10 or more shots	11, vs. Quinnipiac (1/29/23)	37	10, vs. Saint Peter's (2/15/19)	146
Double Digit Scorers				
Seven or more players	vs. Niagara (1/4/14)	329		
Six players	vs. Marist (1/18/19)	155		
Five players	vs. Mount St. Mary's (1/14/24)	7	at Quinnipiac (1/21/24)	5
Four players	vs. Rider (2/4/24)	2	vs. Rider (2/4/24)	2
Zero Players	vs. Siena (12/7/09)	468	vs. Quinnipiac (3/9/21)	95

THE LAST TIME AN IONA PLAYER...

Points Scored

Scored 50 or more	50 – Warren Issac vs. Bates (Dec. 18, 1964)
Scored 45-49 points	45 – A.J. English vs. Monmouth (Jan. 15, 2016)
Scored 40-44 points	40 – Rickey McGill at Rider (Feb. 25, 2018)
Scored 35-39 points	35 – Greg Gordon vs. Fairfield (Feb. 2, 2024)
Scored 30-34 points	32 – Greg Gordon at Niagara (Feb. 8, 2024)
Scored 25-29 points	28 – Greg Gordon vs. Rider (Feb. 4, 2024)
Scored back-to-back 30+ point efforts	A.J. English at Monmouth, at Siena (Feb. 19-22, 2015)
Two players had at least 30 points	Mike Glover (34) and Scott Machado (33) vs. Saint Joseph's (Nov. 23, 2011)
Two players had at least 20 points	Greg Gordon (35) and Jeremiah Quigley (20) vs. Fairfield (Feb. 2, 2024)
Three players had at least 20 points	Asante Gist (23), Tajuan Agee (21), E.J. Crawford (21) vs. Princeton (Dec. 17, 2019)

Three-Point Field Goals

Hit more than 10 3-point field goals	13 – A.J. English vs. Fairfield (Dec. 1, 2015) (School/MAAC Record)
Hit 10 3-point field goals	10 – Sean Armand vs. Siena (Jan. 3, 2012)
Hit 9 3-point field goals	9 – Isaiah Williams vs. Monmouth (Mar. 8, 2015)
Hit 8 3-point field goals	8 – Deyshonee Much at Canisius (Feb. 5, 2016)
Hit 7 3-point field goals	7 – Wheza Panzo at Fairfield (Dec. 1, 2023)
Hit 6 3-point field goals	6 – Wheza Panzo vs. Rider (Feb. 4, 2024)
Hit 5 3-point field goals	5 – Wheza Panzo vs. Buffalo (Nov. 22, 2023)

Free Throws

Made at least 10 free throws	11 – Jeremiah Quigley vs. Rider (Feb. 4, 2024)
Made at least 15 free throws	16 – Devon Clarke at Fairfield (Dec. 7, 2008)

Rebounds

Had 20 or more rebounds	20 – Jonathan Duck vs. Seton Hall (Nov. 24, 1990)
Had 18 or more rebounds	18 – David Laury at Marist (Feb. 20, 2015)
Had 17 or more rebounds	17 – Nelly Jr. Joseph vs. Manhattan (Feb. 17, 2023)
Had 15 or more rebounds	16 – Nelly Jr. Joseph at Fairfield (Feb. 5, 2023)
Two players had 10 rebounds or more	Walter Clayton Jr. (12) and Osborn Shema (10) vs. Saint Louis (Dec. 6, 2022)
Three players had 10 rebounds or more	Berrick JeanLouis (11), Dylan van Eyck (10), Osborn Shema (10) vs. Quinnipiac (Mar. 9, 2021)

Assists

Had 17 or more assists	17 – Danny Doyle vs. Fairfield (Feb. 19, 1994) (school record)
Had 16 assists	16 – Scott Machado vs. Manhattan (Jan. 12, 2012)
Had 15 assists	15 – Scott Machado vs. Nevada (Feb. 18, 2012)
Had 14 assists	14 – Rickey McGill vs. Canisius (Jan. 8, 2017)
Had 13 assists	13 – A.J. English vs. Monmouth (Feb. 14, 2014)
Had 12 assists	12 – Rickey McGill vs. Canisius (Jan. 21, 2018)
Had 11 assists	11 – Dylan van Eyck at Marist (Dec. 1, 2021)
Had 10 assists	10 – Daniss Jenkins vs. Marist (Mar. 5, 2023)
Had back-to-back 10+ assist efforts	Scott Machado (2 gms, Dec. 21-29, 2011)
Had three straight 10+ assist efforts	Scott Machado (5 gms, Nov. 17-28, 2011)
Had four straight 10+ assist efforts	Scott Machado (5 gms, Nov. 17-28, 2011)
Had five straight 10+ assist efforts	Scott Machado (5 gms, Nov. 17-28, 2011)

Steals

Had 10 or more steals	10 – Ricky Solver vs. Portland State (Nov. 25, 2005)
Had 9 steals	9 – Ricky Rivers vs. Akron (Dec. 4, 1993)
Had 8 steals	8 – Ricky Solver at Rider (Feb. 11, 2006)
Had 7 steals	7 – Walter Clayton Jr. vs. Siena (Feb. 26, 2023)
Had 6 steals	6 – Joel Brown vs. Marist (Nov. 29, 2023)
Had 5 steals	5 – Idan Tretout vs. Niagara (Jan. 7, 2024)

Blocks

Had 10 or more blocks	11 – Nakiea Miller vs. Fairfield (March 5, 2000)
Had 9 blocks	9 – Greg Jenkins vs. Manhattan (Jan. 25, 2004)
Had 8 blocks	8 – Nakiea Miller vs. St. Francis NY (Nov. 28, 2000)
Had 7 blocks	7 – Isaiah Williams at Manhattan (Feb. 28, 2014)
Had 6 blocks	6 – Nelly Jr. Joseph at Hofstra (Nov. 11, 2022)
Had 5 blocks	5 – Nelly Jr. Joseph vs. Marist (Jan. 2, 2022)

Double-Doubles

Registered a double-double	Greg Gordon (32p/10r) at Niagara (Feb. 8, 2024)
Back-to-back double-doubles	Greg Gordon (3 gms, Jan. 21-Feb. 2, 2024)
Three straight double-doubles	Greg Gordon (3 gms, Jan. 21-Feb. 2, 2024)
Four straight double-doubles	Nelly Jr. Joseph (11 gms, Dec. 25, 2022 - Feb. 5, 2023)
Five straight double-doubles	Nelly Jr. Joseph (11 gms, Dec. 25, 2022 - Feb. 5, 2023)
Ten straight double-doubles	Nelly Jr. Joseph (11 gms, Dec. 25, 2022 - Feb. 5, 2023)
Eleven straight double-doubles	Nelly Jr. Joseph (11 gms, Dec. 25, 2022 - Feb. 5, 2023)
At least two players had a double-double	Daniss Jenkins (23p, 10a), Nelly Jr. Joseph (19p/12r) at Marist (Jan. 6, 2023)
Three or more players had a double-double	Mike Glover (13p/12r), Taaj Ridley (16p/12r), Scott Machado (14p/11a) vs. Purdue (Nov. 17, 2011)

IONA'S TRIPLE-DOUBLES...

Nakiea Miller (14p/10r/11b) vs. Fairfield (Mar. 5, 2000)
Scott Machado (10p/11r/10a) vs. Marist (Feb. 12, 2012)
Isaiah Washington (14p/10r/11a) at Canisius (Feb. 27, 2020)

IONA GAME-BY GAME TEAM STATISTICS

			Total		3-Pointers		Free throws		Rebounds											
Opponent	Date	Score		FG-FGA	PCT	3FG-3FGA	PCT	FT-FTA	PCT	OFF	DEF	TOT	AVG	PF	A	TO	BLK	STL	PTS	AVG
at Col. of Charleston	11/06/2023	69-71	L	29-70	.414	5-20	.250	6-8	.750	12	27	39	39.0	19	7	11	6	10	69	69.0
Sacred Heart	11/10/2023	88-81	W	31-64	.484	14-28	.500	12-24	.500	15	22	37	38.0	16	15	9	4	10	88	78.5
vs High Point	11/20/2023	68-82	L	22-58	.379	9-26	.346	15-21	.714	9	19	28	34.7	23	13	8	3	5	68	75.0
vs Long Beach St.	11/21/2023	76-80	L	28-65	.431	7-29	.241	13-18	.722	13	26	39	35.8	23	15	18	1	9	76	75.3
vs Buffalo	11/22/2023	89-64	W	34-65	.523	13-23	.565	8-11	.727	7	17	24	33.4	15	23	6	1	13	89	78.0
at Colorado	11/26/2023	68-85	L	24-57	.421	8-24	.333	12-17	.706	7	18	25	32.0	22	6	14	0	7	68	76.3
Marist	11/29/2023	64-68	L	19-46	.413	2-14	.143	24-41	.585	11	25	36	32.6	29	9	19	4	13	64	74.6
at Fairfield	12/01/2023	78-67	W	27-54	.500	10-18	.556	14-20	.700	13	26	39	33.4	17	17	15	0	8	78	75.0
Hofstra	12/06/2023	57-62	L	20-57	.351	10-28	.357	7-10	.700	13	24	37	33.8	16	15	13	4	8	57	73.0
Saint Francis (PA)	12/10/2023	61-54	W	19-55	.345	5-20	.250	18-25	.720	10	28	38	34.2	20	14	10	6	9	61	71.8
vs Saint Joseph's	12/16/2023	58-83	L	18-65	.277	7-30	.233	15-23	.652	17	18	35	34.3	17	13	11	1	13	58	70.5
Colgate	12/21/2023	85-65	W	31-57	.544	11-23	.478	12-15	.800	10	27	37	34.5	18	20	11	3	5	85	71.8
at Harvard	12/30/2023	69-60	W	27-61	.443	6-19	.316	9-19	.474	10	26	36	34.6	17	9	8	5	8	69	71.5
at Saint Peter's	01/05/2024	57-69	L	19-57	.333	8-29	.276	11-14	.786	5	20	25	33.9	24	15	11	6	12	57	70.5
Niagara	01/07/2024	73-75	L	31-62	.500	5-19	.263	6-14	.429	7	17	24	33.3	16	13	7	2	17	73	70.7
Mount St. Mary's	01/14/2024	87-70	W	34-65	.523	8-17	.471	11-18	.611	14	24	38	33.6	15	17	5	5	10	87	71.7
Canisius	01/19/2024	70-58	W	25-61	.410	10-27	.370	10-15	.667	10	20	30	33.4	15	17	8	4	8	70	71.6
at Quinnipiac	01/21/2024	87-91	L	31-63	.492	14-30	.467	11-13	.846	10	12	22	32.7	18	16	13	3	6	87	72.4
at Siena	01/26/2024	70-51	W	30-69	.435	5-22	.227	5-7	.714	14	22	36	32.9	17	20	5	2	8	70	72.3
Fairfield	02/02/2024	91-82	W	31-62	.500	8-24	.333	21-33	.636	17	21	38	33.2	17	13	12	4	9	91	73.3
Rider	02/04/2024	94-93	W	29-65	.446	10-27	.370	26-38	.684	10	18	28	32.9	25	25	3	4	11	94	74.2
at Niagara	02/08/2024	74-71	W	28-56	.500	4-14	.286	14-27	.519	6	24	30	32.8	20	9	11	3	9	74	74.2
Total		1633		587-1334	.440	179-511	.350	280-431	.650	240	481	721	32.8	419	321	228	71	208	1633	74.2
Opponents		1582		533-1174	.454	166-493	.337	350-478	.732	226	573	799	36.3	355	294	342	86	118	1582	71.9

Iona Averages

Games Played	Points/game	FG Pct	3FG Pct	FT Pct	Rebounds/game	Assists/game	Turnovers/game	Assist/Turnover ratio	Steals/game	Blocks/game
22	74.2	44.0	35.0	65.0	32.8	14.6	10.4	1.4	9.5	3.2

OPPONENT GAME-BY GAME TEAM STATISTICS

				Total		3-Pointers		Free throws		Rebounds											
Opponent	Date	Score		FG-FGA	PCT	3FG-3FGA	PCT	FT-FTA	PCT	OFF	DEF	TOT	AVG	PF	A	TO	BLK	STL	PTS	AVG	
at Col. of Charleston	11/06/2023	69-71	L	25-59	.424	5-28	.179	16-20	.800	10	30	40	40.0	12	11	14	6	7	71	71.0	
Sacred Heart	11/10/2023	88-81	W	31-61	.508	9-18	.500	10-17	.588	11	27	38	39.0	20	16	14	6	6	81	76.0	
vs High Point	11/20/2023	68-82	L	22-49	.449	12-28	.429	26-30	.867	10	29	39	39.0	18	9	11	5	4	82	78.0	
vs Long Beach St.	11/21/2023	76-80	L	27-57	.474	7-18	.389	19-30	.633	8	27	35	38.0	19	15	15	5	14	80	78.5	
vs Buffalo	11/22/2023	89-64	W	21-50	.420	6-23	.261	16-20	.800	14	25	39	38.2	8	8	22	8	3	64	75.6	
at Colorado	11/26/2023	68-85	L	31-51	.608	6-17	.353	17-23	.739	6	29	35	37.7	15	17	13	0	5	85	77.2	
Marist	11/29/2023	64-68	L	18-44	.409	4-15	.267	28-42	.667	10	23	33	37.0	26	13	19	3	8	68	75.9	
at Fairfield	12/01/2023	78-67	W	26-60	.433	8-26	.308	7-14	.500	14	18	32	36.4	19	12	17	1	6	67	74.8	
Hofstra	12/06/2023	57-62	L	22-54	.407	11-29	.379	7-11	.636	12	25	37	36.4	10	16	13	7	7	62	73.3	
Saint Francis (PA)	12/10/2023	61-54	W	17-55	.309	4-23	.174	16-24	.667	15	29	44	37.2	18	12	15	8	8	54	71.4	
vs Saint Joseph's	12/16/2023	58-83	L	26-50	.520	15-30	.500	16-24	.667	8	34	42	37.6	18	15	16	3	5	83	72.5	
Colgate	12/21/2023	85-65	W	23-51	.451	7-20	.350	12-22	.545	7	17	24	36.5	13	16	11	2	4	65	71.8	
at Harvard	12/30/2023	69-60	W	18-49	.367	5-21	.238	19-25	.760	9	30	39	36.7	18	12	15	4	4	60	70.9	
at Saint Peter's	01/05/2024	57-69	L	19-47	.404	9-17	.529	22-25	.880	8	29	37	36.7	13	13	19	2	3	69	70.8	
Niagara	01/07/2024	73-75	L	24-49	.490	8-17	.471	19-24	.792	12	29	41	37.0	13	9	20	0	3	75	71.1	
Mount St. Mary's	01/14/2024	87-70	W	25-56	.446	8-22	.364	12-14	.857	9	21	30	36.6	14	16	11	4	3	70	71.0	
Canisius	01/19/2024	70-58	W	23-48	.479	3-17	.176	9-15	.600	6	29	35	36.5	12	12	19	2	4	58	70.2	
at Quinnipiac	01/21/2024	87-91	L	33-56	.589	5-16	.313	20-22	.909	8	19	27	35.9	14	15	14	3	8	91	71.4	
at Siena	01/26/2024	70-51	W	18-48	.375	6-27	.222	9-14	.643	10	27	37	36.0	8	8	20	6	3	51	70.3	
Fairfield	02/02/2024	91-82	W	29-65	.446	12-36	.333	12-15	.800	16	15	31	35.8	21	16	14	1	5	82	70.9	
Rider	02/04/2024	94-93	W	28-61	.459	10-24	.417	27-29	.931	15	32	47	36.3	25	19	14	5	2	93	72.0	
at Niagara	02/08/2024	74-71	W	27-54	.500	6-21	.286	11-18	.611	8	29	37	36.3	21	14	16	5	6	71	71.9	
Total		1582		533-1174	.454	166-493	.337	350-478	.732	226	573	799	36.3	355	294	342	86	118	1582	71.9	
Iona		1633		587-1334	.440	179-511	.350	280-431	.650	240	481	721	32.8	419	321	228	71	208	1633	74.2	

Opponents Averages

Games Played	Points/game	FG Pct	3FG Pct	FT Pct	Rebounds/game	Assists/game	Turnovers/game	Assist/Turnover ratio	Steals/game	Blocks/game
22	71.9	45.4	33.7	73.2	36.3	13.4	15.5	0.9	5.4	3.9

GAELS BY THE NUMBERS... (LAST FOUR SEASONS IN PARENTHESIS)

Iona Record:

Overall	12-10 (76-32)
MAAC	7-4 (47-13)
At the Hynes Athletics Center	7-3 (35-6)
On the Road	4-4 (23-16)
Neutral Sites	1-3 (18-10)
MAAC Home Games	4-2 (26-4)
MAAC Away Games	3-2 (21-9)
MAAC Neutral Games	0-0 (0-0)
Leading at the half	10-3 (57-11)
Trailing at the half	1-6 (13-18)
Tied at the half	1-1 (6-3)
Overtime	0-0 (3-0)
After a win	5-6 (53-22)
After a loss	7-4 (23-9)

Day of the Week:

Sunday	3-3 (20-9)
Monday	0-2 (1-3)
Tuesday	0-1 (10-2)
Wednesday	1-2 (5-5)
Thursday	1-0 (3-2)
Friday	6-1 (27-6)
Saturday	1-1 (10-5)

Month:

November	2-5 (10-10)
December	4-2 (20-6)
January	3-3 (16-7)
February	3-0 (20-4)
March	0-0 (10-5)

Tip-off Time

Day games	5-5 (28-15)
Night games (after 5 p.m.)	7-5 (48-17)

When Iona Scores

Less than 50 points	0-0 (0-0)
50-59 points	0-3 (2-7)
60-69 points	2-4 (6-10)
70-79 points	4-2 (36-12)
80-89 points	4-1 (24-3)
90-99 points	2-0 (8-0)
More than 99 points	0-0 (0-0)

When Opponent Scores:

Less than 50 points	0-0 (2-0)
50-59 points	3-0 (25-0)
60-69 points	4-3 (28-6)
70-79 points	2-2 (15-11)
80-89 points	2-4 (5-13)
90-99 points	1-1 (1-2)
More than 99 points	0-0 (0-0)

When Iona's FG Percentage is:

Less than 35%	1-2 (3-4)
35-39.9%	0-2 (4-9)
40-44.9%	4-4 (23-8)
45-49.9%	1-1 (23-8)
50% or higher	6-1 (23-3)

When Opponents' FG Percentage is:

Less than 35%	1-0 (15-1)
35-39.9%	2-0 (28-0)
40-44.9%	4-5 (15-12)
45-49.9%	3-2 (12-9)
50% or higher	2-3 (6-10)

When Iona's 3FG Percentage is:

Less than 35%	5-8 (35-21)
35% or greater	7-2 (41-11)
35-39.9%	2-1 (13-3)
40-44.9%	0-0 (7-3)
45-49.9%	2-1 (13-2)
50% or higher	3-0 (8-3)

When Opponents' FG Percentage is:

Less than 35%	8-3 (62-14)
35% or greater	4-7 (14-18)
35-39.9%	2-3 (8-4)
40-44.9%	1-1 (3-6)
45-49.9%	0-1 (0-4)
50% or higher	1-2 (3-4)

At the Free Throw Line:

When Iona makes more FTs	6-0 (45-3)
When Iona shoots more FTs	7-0 (45-5)
When opponents make more FTs	5-9 (29-27)
When opponents shoot more FTs	4-10 (28-26)
When free throws made are equal	1-1 (2-2)
When free throws shot are equal	1-0 (3-1)

From Behind the Arc:

When Iona makes more threes	7-2 (49-10)
When opponents make more threes	3-6 (20-18)
Three pointers are equal	2-2 (7-4)

Rebounds:

When Iona out rebounds opponent	4-2 (46-8)
When opponent out rebounds Iona	8-7 (29-22)
When rebounds are equal	0-1 (1-2)

Assists:

When Iona has more assists	8-4 (62-10)
When opponent has more assists	4-5 (11-21)
When assists are equal	0-1 (3-1)

Turnovers:

When Iona has more TOs	0-2 (19-14)
When opponent has more TOs	11-6 (50-16)
When turnovers are equal	1-2 (7-2)

Margin of Victory/Loss:

1 point	1-0 (2-2)
2 points	0-2 (1-3)
4 points or less	2-5 (10-11)
5-9 points	4-1 (22-8)
Less than 10	6-6 (32-19)
10 or more	6-4 (44-13)
10-14 points	2-2 (12-6)
15-19 points	2-1 (12-3)
20 or more points	2-1 (20-4)

Uniform Color

White	5-5 (34-10)
Maroon	3-3 (18-10)
Gold	3-1 (17-10)
Grey	1-1 (7-2)

Assists:

	Iona	Opponent
Less than 10	2-3 (7-8)	2-2 (25-4)
10-14	2-3 (19-14)	5-3 (40-10)
15-19	4-4 (31-10)	5-5 (11-15)
15+	8-4 (50-10)	5-5 (11-18)
20+	4-0 (19-0)	0-0 (0-3)
25+	1-0 (2-0)	0-0 (0-0)
30+	0-0 (0-0)	0-0 (0-0)

3-Pt Field Goals:

	Iona	Opponent
Less than 5	1-1 (11-6)	2-1 (20-3)
Less than 10	6-8 (57-26)	10-7 (69-26)
5-9	5-7 (46-20)	8-6 (49-23)
10-14	6-2 (19-6)	2-2 (7-5)
15-19	0-0 (0-0)	0-1 (0-1)
10+	6-2 (19-6)	2-3 (7-6)
15+	0-0 (0-0)	0-1 (0-1)
20+	0-0 (0-0)	0-0 (0-0)

Turnovers:

	Iona	Opponent
Less than 5	1-0 (1-0)	0-0 (0-0)
Less than 10	7-2 (21-6)	0-0 (5-6)
5-9	6-2 (20-6)	0-0 (5-6)
10-14	4-6 (39-13)	5-5 (33-16)
15-19	1-2 (14-12)	5-4 (30-7)
10+	5-8 (55-26)	12-10 (71-26)
15+	1-2 (16-13)	7-5 (38-10)
20+	0-0 (2-1)	2-1 (8-3)

Free Throw Made:

	Iona	Opponent
Less than 10	3-3 (14-10)	3-1 (25-2)
10-14	6-4 (27-15)	5-0 (25-7)
15-19	1-2 (19-4)	3-5 (15-12)
10+	9-7 (62-22)	9-9 (51-30)
15+	3-3 (35-7)	4-9 (26-23)
20+	2-1 (16-3)	1-4 (11-11)

Free Throw Att:

	Iona	Opponent
Less than 10	1-1 (3-3)	0-0 (5-1)
10-14	1-4 (11-10)	3-1 (19-3)
15-19	4-2 (18-12)	4-0 (20-5)
10+	11-9 (73-29)	12-10 (71-31)
15+	10-5 (62-19)	9-9 (52-28)
20+	6-3 (44-7)	5-9 (32-23)

Free Throw Pct:

	Iona	Opponent
50-59.9%	2-2 (6-11)	3-0 (11-1)
60-69.9%	4-1 (16-3)	4-4 (27-9)
70-79.9%	6-7 (34-17)	1-2 (16-12)
80-89.9%	1-1 (17-10)	3-3 (12-8)
90-100%	0-0 (5-0)	1-1 (3-2)
Less than 75%	11-7 (47-20)	7-5 (53-15)
75% or greater	1-3 (29-12)	5-5 (23-17)

Margin:

	Rebound	Turnover
+15 or more	0-0 (4-1)	2-0 (2-0)
+10 to +15	1-0 (10-1)	2-1 (3-1)
+5 to +10	3-0 (20-0)	5-2 (28-4)
+3 to +4	0-2 (6-4)	0-2 (6-6)
+1 to +2	0-0 (6-2)	2-1 (11-5)
Even	0-1 (1-2)	1-2 (7-2)
-1 to -2	2-1 (8-4)	0-1 (8-4)
-3 to -4	1-0 (7-2)	0-1 (7-6)
-5 to -10	3-3 (10-7)	0-0 (3-4)
-10 to -15	0-2 (2-5)	0-0 (1-0)
-15 or more	2-1 (2-4)	0-0 (0-0)

SUPERLATIVES

Individual Superlatives	IONA HIGHS	OPPONENT HIGHS
Points, Game:	35, Greg Gordon, vs. Fairfield (2/2/24)	28, DJ Dudley, vs. Rider (2/4/24)
Points, 1st Half:	19, Idan Tretout, vs. Sacred Heart (11/10/23)	16, Caleb Fields, vs. Fairfield (2/2/24)
Points, 2nd Half:	22, Greg Gordon, vs. Rider (2/4/24)	24, DJ Dudley, vs. Rider (2/4/24)
Points, Overtime:		
Field Goals Made:	15, Greg Gordon, at Niagara (2/8/24)	9, 2x (Caleb Fields), vs. Fairfield (2/2/24)
Field Goals Attempted:	23, Greg Gordon, at Charleston (11/6/23)	19, Caleb Fields, vs. Fairfield (2/2/24)
FG Pct. (min. 10 att.):	72.2% (13-18), Greg Gordon, vs. Fairfield (2/2/24)	80.0% (8-10), Dre Bullock, at Niagara (2/8/24)
FG Pct. (min. 5 att.):	88.9% (8-9), Jean Aranguren, vs. Colgate (12/21/23)	85.7% (6-7), Tristen da Silva, at Colorado (11/26/23)
3-Point FG Made:	7, 2x (Wheza Panzo), at Fairfield (12/1/23)	6, 2x (Caleb Fields), vs. Fairfield (2/2/24)
3-Point FG Attempted:	14, Wheza Panzo, vs. Long Beach St. (11/21/23)	14, Caleb Fields, vs. Fairfield (2/2/24)
3-FG% (4 att.):	83.3% (5-6), Wheza Panzo, vs. Buffalo (11/22/23)	75.0% (3-4), 2x (Brent Bland), at Saint Peter's (1/5/23)
Free Throws Made:	11, Jeremiah Quigley, vs. Rider (2/4/24)	13, DJ Dudley, vs. Rider (2/4/24)
Free Throws Attempted:	17, Idan Tretout, vs. Marist (11/29/23)	14, DJ Dudley, vs. Rider (2/4/24)
FT% (10 att.):	80.0% (8-10), Jeremiah Quigley, vs. Saint Francis (12/10/23)	92.9% (13-14), DJ Dudley, vs. Rider (2/4/24)
FT% (7 att.):	100% (7-7), 2x (Jeremiah Quigley), vs. Fairfield (2/2/24)	92.9% (13-14), DJ Dudley, vs. Rider (2/4/24)
Rebounds:	14, Greg Gordon, at Charleston (11/6/23)	18, Tariq Ingraham, vs. Rider (2/4/24)
Off. Rebounds:	8, Greg Gordon, at Siena (1/26/23)	6, Tariq Ingraham, vs. Rider (2/4/24)
Def. Rebounds:	8, 3x (Greg Gordon), at Niagara (2/8/24)	14, vs. Canisius (1/19/24), vs. Canisius (1/19/24)
Assists:	7, 4x (Jeremiah Quigley), vs. Rider (2/4/24)	9, Savion Lewis, at Quinnipiac (1/21/23)
Turnovers:	7, Idan Tretout, vs. Marist (11/29/23)	7, 2x (TJ Gadsden), vs. Canisius (1/19/24)
Blocks:	3, 6x (Greg Gordon), vs. Fairfield (2/2/24)	5, Sy Chatman, vs. Buffalo (11/22/23)
Steals:	6, Joel Brown, vs. Marist (11/29/23)	4, 5x (Cam Gregory), vs. Saint Francis (12/10/23)
Minutes Played:	37, Wheza Panzo, at Saint Peter's (1/5/23)	40, 2x (Caleb Fields), vs. Fairfield (2/2/24)

Team Superlatives	IONA HIGH	IONA LOW	OPPONENT HIGH	OPPONENT LOW
Points	94, vs. Rider	57, 2x (at Saint Peter's)	93, vs. Rider	51, at Siena
Points (1st Half)	48, vs. Colgate	19, at Saint Peter's	46, at Charleston	16, at Siena
Points (2nd Half)	56, vs. Rider	29, at Siena	55, vs. Rider	25, at Charleston
Victory Margin	25, vs. Buffalo	1, vs. Rider	25, vs. Saint Joseph's	2, 2x (vs. Niagara)
Field Goals Made	34, 2x (vs. Mount St. Mary's)	18, vs. Saint Joseph's	33, at Quinnipiac	17, vs. Saint Francis
Field Goals Att.	70, at Charleston	46, vs. Marist	65, vs. Fairfield	44, vs. Marist
Field Goal Pct.	54.4%, vs. Colgate	27.7%, vs. Saint Joseph's	60.8%, at Colorado	30.9%, vs. Saint Francis
First Half FG%	63.0%, vs. Colgate	25.0%, 2x (at Saint Peter's)	60.9%, at Colorado	22.6%, vs. Saint Francis
Second Half FG%	63.6%, vs. Mount St. Mary's	30.3%, vs. Saint Joseph's	70.4%, at Quinnipiac	30.8%, at Charleston
3-Pt FG Made	14, 2x (at Quinnipiac)	2, vs. Marist	15, vs. Saint Joseph's	3, vs. Canisius
3-Pt FG Attempted	30, at Quinnipiac	14, 2x (at Niagara)	36, vs. Fairfield	15, vs. Marist
3-Pt FG%	56.5%, vs. Buffalo	14.3%, vs. Marist	52.9%, at Saint Peter's	17.4%, vs. Saint Francis
Free Throws Made	26, vs. Rider	5, at Siena	28, vs. Marist	7, 2x (vs. Hofstra)
Free Throws Att.	41, vs. Marist	7, at Siena	42, vs. Marist	11, vs. Hofstra
Free Throw %	84.6%, at Quinnipiac	42.9%, vs. Niagara	93.1%, vs. Rider	50.0%, at Fairfield
Offensive Rebounds	17, 2x (vs. Fairfield)	6, at Niagara	16, vs. Fairfield	6, 2x (vs. Canisius)
Defensive Rebounds	28, vs. Saint Francis	17, 2x (vs. Niagara)	34, vs. Saint Joseph's	15, vs. Fairfield
Rebounds	39, 3x (at Fairfield)	24, 2x (vs. Niagara)	47, vs. Rider	24, vs. Colgate
Assists	25, vs. Rider	6, at Colorado	19, vs. Rider	8, 2x (at Siena)
Turnovers	19, vs. Marist	3, vs. Rider	22, vs. Buffalo	11, 3x (vs. Mount St. Mary's)
Steals	17, vs. Niagara	5, 2x (vs. Colgate)	14, vs. Long Beach St.	2, vs. Rider
Blocked Shots	6, 3x (at Saint Peter's)	0, 2x (at Fairfield)	8, 2x (vs. Saint Francis)	0, 2x (vs. Niagara)
Possessions	78, vs. Long Beach St.	61, vs. Hofstra	78, vs. Long Beach St.	61, vs. Hofstra
Double Digit Scorers	5, 3x (vs. Mount St. Mary's)	2, 9x (vs. Fairfield)	5, 3x (at Quinnipiac)	1, at Siena

IONA POINTS-REBOUNDS-ASSISTS

Opponent	Date	Score		0	1	2	3	4	5	7	10	11	13	20
				BRICE,ISAA	PANZO,WHEZ	GORDON,GRE	QUIGLEY,JE	ARANGUREN,	BROWN,JOEL	TRETOUT,ID	WILLIAMS J	ADEWALE,SU	BATES IV,A	CHAPPALI,R
at Col. of Charleston	11/06/2023	69-71	L	0-0-0	6-2-0	18-14-2	12-4-2	5-6-1	4-2-2	17-3-0	7-2-0	0-2-0	0-1-0	DNP
Sacred Heart	11/10/2023	88-81	W	0-0-0	12-1-1	8-3-0	9-2-4	2-6-1	10-7-5	34-2-2	0-3-1	8-9-1	0-0-0	DNP
vs High Point	11/20/2023	68-82	L	1-2-0	18-0-0	3-3-0	11-6-6	8-2-1	7-2-3	5-0-1	7-4-1	0-1-0	5-0-1	DNP
vs Long Beach St.	11/21/2023	76-80	L	DNP	12-5-0	12-11-2	2-1-1	16-5-2	6-1-3	17-4-5	0-3-1	11-5-0	0-0-0	DNP
vs Buffalo	11/22/2023	89-64	W	4-2-1	20-1-1	16-4-2	4-1-5	10-2-4	6-3-7	11-1-2	0-0-0	8-5-1	4-1-0	0-0-0
at Colorado	11/26/2023	68-85	L	2-2-0	3-3-1	19-2-0	11-1-1	6-3-0	DNP	18-3-2	0-2-2	0-3-0	0-1-0	DNP
Marist	11/29/2023	64-68	L	1-2-0	3-3-2	14-7-1	10-4-1	2-2-1	13-6-1	14-3-2	2-1-0	2-2-1	DNP	DNP
at Fairfield	12/01/2023	78-67	W	1-2-0	23-4-1	8-6-0	8-1-3	9-4-1	8-4-4	12-6-7	0-1-0	7-5-1	DNP	DNP
Hofstra	12/06/2023	57-62	L	3-0-0	15-3-1	7-3-0	6-6-3	12-8-4	0-1-2	2-3-4	0-0-0	4-6-0	DNP	DNP
Saint Francis (PA)	12/10/2023	61-54	W	0-0-0	3-5-3	DNP	12-7-6	20-4-1	0-2-3	6-2-0	9-7-0	8-5-0	3-1-1	DNP
vs Saint Joseph's	12/16/2023	58-83	L	2-3-0	0-1-1	11-6-1	9-2-4	5-5-3	1-2-2	7-4-0	DNP	3-4-0	1-1-0	DNP
Colgate	12/21/2023	85-65	W	DNP	12-3-4	11-6-1	5-2-6	22-8-1	11-4-2	14-2-4	DNP	2-2-0	0-0-0	DNP
at Harvard	12/30/2023	69-60	W	DNP	3-2-0	18-12-1	15-3-2	6-2-1	6-5-1	15-5-2	DNP	0-0-0	DNP	DNP
at Saint Peter's	01/05/2024	57-69	L	4-0-0	8-2-5	0-1-0	2-3-2	12-5-0	7-5-4	7-2-3	DNP	2-2-0	DNP	DNP
Niagara	01/07/2024	73-75	L	0-0-0	2-2-1	24-4-2	8-1-1	6-5-1	9-2-4	22-5-3	DNP	0-2-1	0-0-0	DNP
Mount St. Mary's	01/14/2024	87-70	W	0-1-0	14-3-3	26-6-2	10-2-1	8-3-1	6-3-3	13-5-4	0-1-0	0-1-0	0-0-0	DNP
Canisius	01/19/2024	70-58	W	0-0-0	14-2-2	13-8-1	6-1-1	0-2-1	12-3-7	14-3-2	0-1-1	5-7-0	DNP	DNP
at Quinnipiac	01/21/2024	87-91	L	DNP	15-3-1	13-10-2	6-0-4	6-3-4	5-1-3	30-0-1	0-0-1	0-1-0	DNP	DNP
at Siena	01/26/2024	70-51	W	0-0-0	2-5-4	15-12-2	19-2-4	9-3-1	6-6-5	DNP	2-1-2	1-1-1	9-1-1	DNP
Fairfield	02/02/2024	91-82	W	DNP	3-6-2	35-12-2	20-4-2	8-3-1	7-4-5	DNP	5-4-0	5-2-0	3-0-1	DNP
Rider	02/04/2024	94-93	W	DNP	18-4-1	28-6-5	17-3-7	8-2-2	1-3-4	DNP	3-1-0	0-1-2	7-2-1	DNP
at Niagara	02/08/2024	74-71	W	DNP	5-1-1	32-10-0	9-2-0	14-3-2	12-3-4	DNP	0-0-0	0-3-0	0-1-2	DNP

Opponent	Date	Score		23	55
				SAUNDERS, D	SHEMA, OSBO
at Col. of Charleston	11/06/2023	69-71	L	DNP	DNP
Sacred Heart	11/10/2023	88-81	W	5-1-0	DNP
vs High Point	11/20/2023	68-82	L	3-0-0	DNP
vs Long Beach St.	11/21/2023	76-80	L	0-0-1	DNP
vs Buffalo	11/22/2023	89-64	W	6-0-0	DNP
at Colorado	11/26/2023	68-85	L	9-1-0	DNP
Marist	11/29/2023	64-68	L	3-2-0	DNP
at Fairfield	12/01/2023	78-67	W	2-2-0	DNP
Hofstra	12/06/2023	57-62	L	8-4-1	DNP
Saint Francis (PA)	12/10/2023	61-54	W	0-0-0	DNP
vs Saint Joseph's	12/16/2023	58-83	L	16-3-2	3-2-0
Colgate	12/21/2023	85-65	W	3-1-1	5-7-1
at Harvard	12/30/2023	69-60	W	0-3-0	6-1-2
at Saint Peter's	01/05/2024	57-69	L	0-0-0	15-3-1
Niagara	01/07/2024	73-75	L	0-0-0	2-1-0
Mount St. Mary's	01/14/2024	87-70	W	0-1-0	10-10-3
Canisius	01/19/2024	70-58	W	DNP	6-2-2
at Quinnipiac	01/21/2024	87-91	L	0-1-0	12-3-0
at Siena	01/26/2024	70-51	W	4-3-0	3-1-0
Fairfield	02/02/2024	91-82	W	DNP	5-1-0
Rider	02/04/2024	94-93	W	DNP	12-4-3
at Niagara	02/08/2024	74-71	W	DNP	2-4-0


STARTING LINEUPS (22 GAMES, 9 LINEUPS)

Opponent	F	F	G	G	G	Record
at Charleston	Adewale	Gordon	Panzo	Tretout	Brown	-
SACRED HEART	Adewale	Gordon	Panzo	Tretout	Brown	-
vs. High Point	Adewale	Gordon	Panzo	Tretout	Brown	-
vs. Long Beach State	Adewale	Gordon	Panzo	Tretout	Brown	-
vs. Buffalo	Adewale	Gordon	Panzo	Tretout	Brown	-
at Colorado	Adewale	Gordon	Panzo	Tretout	Quigley	0-1
MARIST	Adewale	Gordon	Panzo	Tretout	Brown	2-4
at Fairfield	Adewale	Gordon	Panzo	Quigley	Brown	1-0
HOFSTRA	Adewale	Gordon	Aranguren	Tretout	Brown	0-1
SAINT FRANCIS (PA.)	Adewale	Brice	Panzo	Tretout	Brown	1-0
vs. Saint Joseph's	Shema	Gordon	Panzo	Aranguren	Quigley	0-1
COLGATE	Shema	Gordon	Panzo	Tretout	Brown	-
at Harvard	Shema	Gordon	Panzo	Tretout	Brown	-
at Saint Peter's	Shema	Gordon	Panzo	Tretout	Brown	-
NIAGARA	Shema	Gordon	Panzo	Tretout	Brown	2-2
MOUNT ST. MARY'S	Shema	Gordon	Aranguren	Tretout	Brown	-
CANISIUS	Shema	Gordon	Aranguren	Tretout	Brown	-
at Quinnipiac	Shema	Gordon	Aranguren	Tretout	Brown	2-1
at Siena	Shema	Gordon	Panzo	Quigley	Brown	-
FAIRFIELD	Shema	Gordon	Panzo	Quigley	Brown	-
RIDER	Shema	Gordon	Panzo	Quigley	Brown	3-0
at Niagara	Shema	Gordon	Panzo	Quigley	Brown	4-0
at Canisius						
MANHATTAN						
SAINT PETER'S						
at Rider						
at Mount St. Mary's						
QUINNIPIAC						
at Marist						
at Manhattan						
SIENA						

SPECIALTY STATISTICS

Opponent	Points Off Turnovers	Paint Points	2nd Chance Points	Fast Break Points	Bench Points	Lead Changes	Tie Scores	Leads overcome
at Charleston	19-13 (+6)	40-40 (0)	6-13 (-7)	13-11 (+2)	24-26 (-2)	13	5	led by 3 (1st-13:35)
SACRED HEART	14-8 (+6)	34-40 (-6)	16-11 (+5)	2-6 (-4)	16-42 (-26)	8	3	trailed by 8 (2nd- 9:06)
vs. High Point	16-10 (+6)	24-20 (+4)	7-12 (-5)	6-10 (-4)	35-21 (+14)	0	0	
vs. Long Beach State	11-21 (-10)	38-32 (+6)	17-6 (+11)	6-9 (-3)	18-22 (-4)	8	10	led by 8 (2nd-15:02)
vs. Buffalo	28-6 (+22)	36-28 (+8)	13-18 (-5)	7-2 (+5)	28-15 (+13)	0	0	
at Colorado	12-25 (-13)	26-44 (-18)	5-7 (-2)	9-19 (-10)	17-22 (-5)	4	2	led by 1 (1st- 9:12)
MARIST	20-15 (+5)	30-18 (+12)	9-10 (-1)	9-9 (0)	18-25 (-7)	8	9	led by 6 (1st- 4:50)
at Fairfield	20-8 (+12)	30-32 (-2)	12-19 (-7)	4-0 (+4)	24-12 (+12)	5	2	trailed by 4 (1st-15:36)
HOFSTRA	15-9 (+6)	20-20 (0)	13-9 (+4)	16-11 (+5)	32-11 (+21)	0	1	
SAINT FRANCIS (PA.)	11-8 (+3)	26-26 (0)	12-10 (+2)	9-4 (+5)	44-15 (+29)	7	7	trailed by 6 (1st-16:08)
vs. Saint Joseph's	24-16 (+8)	20-20 (0)	14-5 (+9)	6-13 (-7)	30-22 (+8)	0	4	
COLGATE	16-13 (+3)	36-32 (+4)	8-10 (-2)	2-2 (0)	32-25 (+7)	0	0	
at Harvard	12-6 (+6)	38-22 (+16)	2-4 (-2)	13-6 (+7)	21-10 (+11)	11	13	trailed by 5 (2nd-11:28)
at Saint Peter's	17-11 (+6)	20-18 (+2)	2-4 (-2)	13-9 (+4)	20-15 (+5)	0	0	
NIAGARA	30-7 (+23)	48-32 (+16)	10-13 (-3)	16-5 (+11)	14-39 (-25)	13	11	led by 10 (2nd-15:31)
MOUNT ST. MARY'S	16-6 (+10)	44-30 (+14)	13-8 (+5)	11-6 (+5)	24-19 (+5)	1	5	trailed by 6 (1st-12:53)
CANISIUS	13-10 (+3)	28-30 (-2)	9-4 (+5)	4-1 (+3)	25-14 (+11)	8	1	trailed by 4 (1st-10:03)
at Quinnipiac	20-18 (+2)	28-54 (-26)	9-12 (-3)	4-14 (-10)	21-26 (-5)	5	4	led by 14 (2nd-16:45)
at Siena	20-5 (+15)	38-20 (+18)	14-14 (0)	8-0 (+8)	25-10 (+15)	0	0	
FAIRFIELD	21-18 (+3)	42-32 (+10)	23-19 (+4)	14-10 (+4)	21-18 (+3)	5	1	trailed by 14 (1st-15:54)
RIDER	25-4 (+21)	34-22 (+12)	16-14 (+2)	17-17 (0)	18-34 (-16)	7	2	trailed by 7 (1st-16:40)
at Niagara	27-17 (+10)	44-40 (+4)	2-9 (-7)	10-16 (-6)	14-46 (-32)	0	2	
at Canisius								
MANHATTAN								
SAINT PETER'S								
at Rider								
at Mount St. Mary's								
QUINNIPIAC								
at Marist								
at Manhattan								
SIENA								

LAST TIME OUT... (IONA 74, NIAGARA 71 • FEB. 8, 2024)



Official Basketball Box Score - Final
Iona at Niagara
02/08/24 Gallagher Center, Niagara University
2023-24 Men's Basketball

Game Time: 7:00 PM
Game Duration: 2:14
Attendance: 1,041

Officials: Pat Driscoll, Ed Corbett Jr., Brandon Cruz

Iona - 74			Record: 12-10 (7-4)														
NO.	Name	Min	FG M-A	3P M-A	FT M-A	Rebounds			Fouls		TP	AS	TO	ST	Blocks		+/-
						OR	DR	TOT	PF	FD						BS	BA
1	Wheza Panzo	F 27:15	2-8	1-4	0-2	0	1	1	4	1	5	1	0	0	2	0	-13
55	Osborn Shema	F 23:32	0-3	0-2	2-2	1	3	4	1	1	2	0	2	2	0	0	-2
2	Greg Gordon	G 33:12	15-22	1-4	1-6	2	8	10	1	6	32	0	1	0	0	1	8
3	Jeremiah Quigley	G 19:36	4-7	0-0	1-4	0	2	2	5	4	9	0	1	2	0	1	1
5	Joel Brown	G 32:39	3-4	1-1	5-8	0	3	3	3	5	12	4	3	2	0	1	4
10	Terrell Williams Jr.	10:01	0-3	0-1	0-0	0	0	0	1	0	0	0	1	0	0	0	-3
4	Jean Aranguren	27:39	4-8	1-2	5-5	2	1	3	2	4	14	2	2	0	0	1	3
11	Sultan Adewale	08:30	0-0	0-0	0-0	1	2	3	1	0	0	0	0	1	1	0	1
13	Alex Bates IV	17:36	0-1	0-0	0-0	0	1	1	2	0	0	2	0	2	0	1	16
Team						0 3 3					0			1			
Totals			28-56	4-14	14-27	6	24	30	20	21	74	9	11	9	3	5	3

Shooting By Period

1st

FG%

16-32

50.0%

3PT%

4-10

40.0%

FT%

3-4

75%

2nd

FG%

12-24

50.0%

3PT%

0-4

0.0%

FT%

11-23

47.8%

GM

FG%

28-56

50.0%

3PT%

4-14

28.6%

FT%

14-27

51.9%

Dead Ball Rebounds: 4, 0

Technical Fouls::NONE

Shooting By Period		
1st	FG%	16-32 50.0%
	3PT%	4-10 40.0%
	FT%	3-4 75%
2nd	FG%	12-24 50.0%
	3PT%	0-4 0.0%
	FT%	11-23 47.8%
GM	FG%	28-56 50.0%
	3PT%	4-14 28.6%
	FT%	14-27 51.9%

Dead Ball Rebounds: 4, 0

Niagara - 71			Record: 12-11 (8-5)														
NO.	Name	Min	FG M-A	3P M-A	FT M-A	Rebounds			Fouls		TP	AS	TO	ST	Blocks		+/-
						OR	DR	TOT	PF	FD						BS	BA
15	Yaw Obeng-Mensah	F 21:28	2-3	0-0	0-0	1	2	3	1	2	4	2	3	1	2	0	0
55	Harlan Obioha	C 20:13	5-6	0-0	1-3	1	3	4	0	2	11	0	3	0	2	0	-3
1	Randy Tucker	G 09:18	0-1	0-1	0-0	0	1	1	0	0	0	0	1	0	0	0	-8
5	Luke Bumbalough	G 30:39	1-7	1-6	2-2	0	2	2	5	3	5	2	2	0	0	0	-6
11	Ahmad Henderson II	G 22:10	2-7	0-3	1-3	0	4	4	3	3	5	2	1	1	0	2	-8
13	Quandre Bullock	31:53	8-10	4-6	2-2	2	2	4	3	1	22	1	3	1	0	0	0
12	Kwane Marble II	23:39	2-7	0-3	2-3	0	10	10	2	3	6	0	1	0	0	0	7
4	Braxton Bayless	27:22	5-9	0-0	3-5	1	3	4	4	6	13	5	2	1	0	1	2
24	Aime Rutayisire	02:15	0-0	0-0	0-0	0	0	0	0	0	0	0	0	0	0	0	-4
2	Lance Erving	11:03	2-4	1-2	0-0	1	0	1	3	0	5	2	0	2	1	0	5
Team						2	2	4			0		0				
Totals			27-54	6-21	11-18	8	29	37	21	20	71	14	16	6	5	3	-3

Shooting By Period

1st

FG%

9-23

39.1%

3PT%

1-7

14.3%

FT%

2-5

40%

2nd

FG%

18-31

58.1%

3PT%

5-14

35.7%

FT%

9-13

69.2%

GM

FG%

27-54

50.0%

3PT%

6-21

28.6%

FT%

11-18

61.1%

Dead Ball Rebounds: 2, 2

Technical Fouls::NONE

Shooting By Period		
1st	FG%	9-23 39.1%
	3PT%	1-7 14.3%
	FT%	2-5 40%
2nd	FG%	18-31 58.1%
	3PT%	5-14 35.7%
	FT%	9-13 69.2%
GM	FG%	27-54 50.0%
	3PT%	6-21 28.6%
	FT%	11-18 61.1%

Dead Ball Rebounds: 2, 2

	ION	NIA
Biggest lead	22 (2 nd 19:04)	0 (1 st 20:00)
Best Scoring Run	11 (1 st 3:37)	7 (2 nd 11:56)
Lead Changes	0	
Times Tied	2	
Time with Lead	38:26	00:00

Points from	ION	NIA
Turnovers	27	17
Paint	44	40
Second Chance	2	9
Fast Breaks	10	16
Bench	14	46

Period by Period Scoring			
	1st	2nd	TOT
ION	39	35	74
NIA	21	50	71

IONA PERFORMERS

- Greg Gordon shot 15-of-22 from the field with a three-pointer and a free throw to account for his 32 points. With 10 rebounds, he completed his seventh double-double of the season and fourth in the last five games.
- Jean Aranguren chipped in 14 points, shooting 4-for-8 from the field and 5-for-5 from the charity stripe. He added three rebounds and two assists.
- Joel Brown had 12 points, four assists, three rebounds and two steals.
- Jeremiah Quigley had nine points and two steals.

THE OPPONENT

- Quandre Bullock had 22 points to lead the home team, shooting 8-for-10 from the field and 4-of-6 from long distance.
- Braxton Bayless netted 13 points with five assists and four boards.
- Harlan Obioha had 11 points, four rebounds and two blocks.
- Kwane Marble led with 10 rebounds.

TEAM STATISTICS

- Both teams shot 50.0% from the field, the Gaels connecting on 28 attempts and the Purple Eagles 27.
- Niagara out rebounded Iona 37-30 and held a 9-2 advantage on second chance points.
- Iona had nine assists and 11 turnovers while the Purple Eagles had 14 assists and 16 turnovers. Iona led 21-17 on points off turnovers.

NOTABLE NUGGETS

- Gordon posted his second 30-point effort in the last two games and has tied teammate Idan Tretout and Siena's Sean Durugordon for most in the MAAC this season.
- Gordon's seven double doubles ranks No. 2 in the MAAC.
- Iona has won six of its last seven games and sits in third place in the MAAC standings, tied in the loss column with second place Fairfield.

LAST TIME VS. CANISIUS... (Iona 70 • Canisius 58 • Jan. 19, 2024)



Official Basketball Box Score - Final

Canisius at Iona

01/19/24 Hynes Center, New Rochelle, NY
2023-24 Men's Basketball

Game Time: 7:00 PM

Game Duration: 1:50

Attendance: 1,482

Officials: Lamar Simpson, Jeffery Clark, Jason Bradwell

Canisius - 58

Record: 7-10 (2-5)

NO. Name		Min	FG M-A	3P M-A	FT M-A	Rebounds OR DR TOT			Fouls PF FD		TP	AS	TO	ST	Blocks BS BA			+/-
4	Youri Fritz	F 16:18	0-1	0-0	0-0	1	3	4	1	1	0	0	1	0	0	0	-5	
23	Frank Mitchell	F 35:15	5-6	0-0	3-6	3	14	17	2	3	13	2	1	1	1	0	-5	
0	Tre Dinkins	G 38:03	2-8	1-6	2-2	0	3	3	1	4	7	6	2	1	0	2	-8	
3	Cam Palesse	G 37:00	6-9	0-2	0-0	0	3	3	1	0	12	2	1	0	1	1	-9	
21	TJ Gadsden	G 26:48	5-12	1-5	1-2	1	5	6	1	1	12	2	7	0	0	0	-12	
1	Devean Williams	23:27	3-6	1-3	3-4	0	1	1	0	4	10	0	2	1	0	0	-6	
12	Bryce Okpoh	11:46	1-4	0-0	0-0	0	0	0	3	1	2	0	1	1	0	1	-9	
2	TJ Porter	07:05	0-0	0-0	0-1	1	0	1	3	1	0	0	0	0	0	0	-12	
11	Davon Ware	03:58	0-1	0-1	0-0	0	0	0	0	0	0	0	0	0	0	0	4	
32	Maji David-Maji	00:20	1-1	0-0	0-0	0	0	0	0	0	2	0	0	0	0	0	2	
Team						0	0	0			0			4				
Totals			23-48	3-17	9-15	6	29	35	12	15	58	12	19	4	2	4	-12	

Shooting By Period

Shooting by Period			
1 st	FG%	12-25	48.0%
	3PT%	1-8	12.5%
	FT%	2-4	50%
2 nd	FG%	11-23	47.8%
	3PT%	2-9	22.2%
	FT%	7-11	63.6%
GM	FG%	23-48	47.9%
	3PT%	3-17	17.6%
	FT%	9-15	60.0%

Dead Ball Rebounds: 4, 0

Technical Fouls::NONE

Iona - 70

Record: 8-9 (3-3)

NO. Name		Min	FG M-A	3P M-A	FT M-A	Rebounds			Fouls		TP	AS	TO	ST	Blocks		+/-
						OR	DR	TOT	PF	FD					BS	BA	
55	Osborn Shema	F 25:24	2-5	2-4	0-0	0	2	2	1	0	6	2	1	0	0	0	16
2	Greg Gordon	G 29:42	5-12	0-1	3-6	4	4	8	1	4	13	1	2	2	0	1	18
4	Jean Aranguren	G 16:08	0-2	0-1	0-0	0	2	2	3	1	0	1	0	0	0	0	-2
5	Joel Brown	G 28:50	5-8	1-1	1-1	0	3	3	2	2	12	7	0	1	1	0	16
7	Idan Tretout	G 31:09	5-14	3-7	1-2	1	2	3	2	1	14	2	0	2	0	0	12
1	Wheza Panzo	27:46	5-12	4-11	0-0	0	2	2	1	0	14	2	1	3	2	1	7
3	Jeremiah Quigley	16:07	2-4	0-1	2-2	1	0	1	2	1	6	1	0	0	0	0	3
10	Terrell Williams Jr.	06:00	0-2	0-1	0-0	0	1	1	0	0	0	1	1	0	0	0	-2
11	Sultan Adewale	14:36	1-1	0-0	3-4	4	3	7	2	3	5	0	2	0	1	0	-4
0	Isaac Brice	04:18	0-1	0-0	0-0	0	0	0	1	0	0	0	0	0	0	0	-4
Team						0	1	1			0		1				
Totals			25-61	10-27	10-15	10	20	30	15	12	70	17	8	8	4	2	12

Shooting By Period

1st	FG%	14-32	43.8%
	3PT%	6-15	40.0%
	FT%	2-2	100%
2nd	FG%	11-29	37.9%
	3PT%	4-12	33.3%
	FT%	8-13	61.5%
GM	FG%	25-61	41.0%
	3PT%	10-27	37.0%
	FT%	10-15	66.7%

Dead Ball Rebounds: 2, 1

Technical Fouls::NONE

	CAN	ION
Biggest lead	4 (1 st 10:03)	18 (2 nd 3:32)
Best Scoring Run	6(2 nd 0:09)	8(1 st 5:38)
Lead Changes	8	
Times Tied	1	
Time with Lead	06:16	31:50

Points from	CAN	ION
Turnovers	10	13
Paint	30	28
Second Chance	4	9
Fast Breaks	1	4
Bench	14	25

Period by Period Scoring			
	1st	2nd	TOT
CAN	27	31	58
ION	36	34	70

IONA PERFORMERS

- Wheza Panzo shot 5-for-12 from the field and 4-of-11 from long distance, adding three steals, two rebounds, two assists and two blocks.
- Idan Tretout was 5-for-14 with three long distance makes, posting three rebounds, two assists and two steals.
- Greg Gordon netted 13 points and a team-best eight rebounds. He had two steals and an assist.
- Joel Brown had 12 points and matched a season-best with seven assists. He increased his MAAC-leading assist-to-turnover ratio for the season to 4.1 with zero turnovers in the win.

THE OPPONENT

- Frank Mitchell led four Griffs in double-figures with a 13-point, 17-rebound double-double.
- TJ Gadsden and Cam Palesse added 12 points each. Gadsden posted six boards.
- Devean Williams had 10 points and Tre Dinkins netted seven points and a team-best six assists.

TEAM STATS

- The Griffs outshot the Gaels 47.9%-41.0%.
- The visitors were just 3-for-17 (17.6%) from long distance but were 20-for-31 (64.5%) inside the arc.
- Iona shot 10-for-27 (37.0%) on three-point attempts and 15-for-34 (44.1%) from two.
- Canisius also held a 35-30 advantage overall on the boards, but a 10-6 deficit on the offensive glass and 9-4 on second chance points.
- Iona posted 17 assists and eight turnovers while Canisius recorded 12 assists and 19 giveaways.

MAAC STATISTICS

Game Records

Record	Overall	Home	Away	Neutral
ALL GAMES	7-4	4-2	3-2	0-0
CONFERENCE	7-4	4-2	3-2	0-0
NON-CONFERENCE	0-0	0-0	0-0	0-0

Score by Periods

Team	1st	2nd	OT	TOT
Iona	397	448	0	845
Opponents	333	462	0	795

Team Box Score

No.	Player				Total		3-Point		F-Throw		Rebounds											
		GP-GS	MIN	AVG	FG-FGA	FG%	3FG-3FGA	3FG%	FT-FTA	FT%	OFF	DEF	TOT	AVG	PF	DQ	A	TO	BLK	STL	PTS	AVG
2	GORDON, Greg	11-11	295:24	26.9	85-147	.578	6-23	.261	32-63	.508	44	38	82	7.5	20	0	17	11	7	17	208	18.9
7	TRETOU, Idan	7-6	220:25	31.5	39-90	.433	16-39	.410	18-33	.545	7	17	24	3.4	15	0	22	16	2	14	112	16.0
3	QUIGLEY, Jeremiah	11-5	272:04	24.7	36-81	.444	3-9	.333	40-49	.816	2	21	23	2.1	30	1	26	10	1	13	115	10.5
1	PANZO, Wheza	11-8	326:24	29.7	37-102	.363	30-85	.353	3-6	.500	10	25	35	3.2	24	0	23	6	10	16	107	9.7
5	BROWN, Joel	11-11	287:48	26.2	32-60	.533	4-8	.500	18-35	.514	5	35	40	3.6	35	0	44	17	2	23	86	7.8
4	ARANGUREN, Jean	11-3	252:30	23.0	28-56	.500	9-16	.563	17-20	.850	15	20	35	3.2	20	1	15	11	1	12	82	7.5
55	SHEMA, Osborn	9-9	199:11	22.1	22-53	.415	12-35	.343	11-12	.917	7	22	29	3.2	17	1	9	8	9	6	67	7.4
13	BATES IV, Alex	6-0	53:43	9.0	8-17	.471	2-8	.250	1-1	1.000	0	4	4	0.7	9	0	5	0	1	3	19	3.2
11	ADEWALE, Sultan	11-2	118:06	10.7	8-18	.444	0-1	.000	6-8	.750	14	13	27	2.5	20	0	6	5	3	2	22	2.0
10	WILLIAMS JR., Terrell	9-0	83:31	9.3	4-15	.267	1-5	.200	3-5	.600	2	8	10	1.1	11	0	4	7	0	3	12	1.3
23	SAUNDERS, Dylan	7-0	52:41	7.5	4-15	.267	0-10	.000	1-2	.500	1	8	9	1.3	4	0	0	1	1	0	9	1.3
0	BRICE, Isaac	7-0	38:13	5.5	1-6	.167	1-2	.500	3-6	.500	1	4	5	0.7	8	0	0	2	0	2	6	0.9
Team											9	14	23					15				
Total		11	2200		304-660	.461	84-241	.349	153-240	.638	117	229	346	31.5	213	3	171	109	37	111	845	76.8
Opponents		11	2200		270-588	.459	79-238	.332	176-232	.759	116	271	387	35.2	186	3	147	183	32	51	795	72.3

Team Statistics

	IONA	OPP
Scoring	845	795
Points per game	76.8	72.3
Scoring margin	+4.5	-
Field goals-att	304-660	270-588
Field goal pct	.461	.459
3 point fg-att	84-241	79-238
3-point FG pct	.349	.332
3-pt FG made per game	7.6	7.2
Free throws-att	153-240	176-232
Free throw pct	.638	.759
F-Throws made per game	13.9	16.0
Rebounds	346	387
Rebounds per game	31.5	35.2
Rebounding margin	-3.7	-
Assists	171	147
Assists per game	15.5	13.4
Turnovers	109	183
Turnovers per game	9.9	16.6
Turnover margin	+6.7	-
Assist/turnover ratio	1.6	0.8
Steals	111	51
Steals per game	10.1	4.6
Blocks	37	32
Blocks per game	3.4	2.9
Winning streak	4	-
Home win streak	4	-
Attendance	10319	11014
Home games-Avg/Game	6-1720	5-2203
Neutral site-Avg/Game	-	0-0

Team Results

Date	Opponent		Score	Att.
11/29/2023	Marist	L	64-68	1845
12/01/2023	at Fairfield	W	78-67	2640
01/05/2024	at Saint Peter's	L	57-69	602
01/07/2024	Niagara	L	73-75	2001
01/14/2024	Mount St. Mary's	W	87-70	1434
01/19/2024	Canisius	W	70-58	1482
01/21/2024	at Quinnipiac	L	87-91	1631
01/26/2024	at Siena	W	70-51	5100
02/02/2024	Fairfield	W	91-82	1888
02/04/2024	Rider	W	94-93	1669
02/08/2024	at Niagara	W	74-71	1041

CANISIUS GOLDEN GRIFFINS ROSTER AND STATISTICS

Roster

No.	Name	Cl.	Pos.	Ht.	Wt.	Hometown / High School
0	Tre Dinkins	Jr.	G	6-2	190	Chester, PA / Cardinal O'Hara / Harcum JC
1	Devean Williams	So.	G	6-3	180	Los Angeles, CA / Narbonne / TMG Prep Acad.
2	TJ Porter	Jr.	F	6-8	215	Atlanta, GA / Grayson / Georgia Highlands
3	Cam Palesse	So.	G	6-5	195	Waukesha, WI / Waukesha West / Valparaiso
4	Youri Fritz	So.	F	6-9	190	Tiel, Netherlands / Leidsche Rijn College
5	Siem Uijtendaal	Sr.	G	6-6	185	Haarlem, Netherlands / BC Apollo Amsterdam
11	Davon Ware	Gr.	G	5-10	170	Buffalo, NY / Niagara Wheatfield / Bryant & Stratton
12	Bryce Okpoh	Sr.	F	6-7	190	Dallas, TX / The Colony / Clarendon CC
15	Joe Jones III	Gr.	F	6-10	230	Buffalo, NY / Orangeville Prep / Georgia State
21	TJ Gadsden	Jr.	G	6-7	195	New York, NY / St. Andrew's Episcopal / George Mason
23	Frank Mitchell	Jr.	F	6-8	240	Toronto, Ontario / Oakville Prep / Humber College
25	Xzavier Long	Jr.	F	6-7	190	Washington, DC / Virginia Acad.
32	Maji David-Maji	So.	F	6-5	245	Kogi, Nigeria / Day Waterman / Erie CC
33	Nicco DiGiulio	Fr.	G	5-10	155	Williamsville, NY / Williamsville South
44	Tahj Staveskie	So.	G	6-0	165	Sandusky, OH / Sandusky / SPIRE Institute

Head Coach: Reggie Witherspoon (Empire State '85), eighth season

Assistant Coach: Chris Hawkins (Radford '92)

Assistant Coach: Thurman Schaetzle (Mercyhurst '11)

Assistant Coach: Gravelle Craig (Cleveland State '99)

Statistics

No.	Player				Total		3-Point		F-Throw		Rebounds											
		GP-GS	MIN	AVG	FG-FGA	FG%	3FG-3FGA	3FG%	FT-FTA	FT%	OFF	DEF	TOT	AVG	PF	DQ	A	TO	BLK	STL	PTS	AVG
0	DINKINS, Tre	22-20	755:53	34.4	106-275	.385	58-162	.358	52-62	.839	6	51	57	2.6	38	0	83	51	5	26	322	14.6
23	MITCHELL, Frank	22-22	643:16	29.2	123-216	.569	3-8	.375	46-97	.474	86	168	254	11.5	62	1	35	53	16	13	295	13.4
5	UIJTENDAAL, Siem	20-20	652:34	32.6	90-223	.404	38-103	.369	47-56	.839	7	65	72	3.6	30	0	45	48	6	34	265	13.3
44	STAVESKIE, Tahj	2-2	66:46	33.4	8-26	.308	5-12	.417	0-0	.000	3	5	8	4.0	3	0	9	6	1	2	21	10.5
21	GADSDEN, TJ	20-18	550:33	27.5	62-156	.397	23-83	.277	38-46	.826	14	79	93	4.7	47	0	21	43	13	15	185	9.3
12	OKPOH, Bryce	22-0	500:19	22.7	71-140	.507	9-22	.409	21-51	.412	43	39	82	3.7	43	1	16	19	12	9	172	7.8
3	PALESSE, Cam	22-6	440:19	20.0	45-117	.385	14-44	.318	25-33	.758	18	39	57	2.6	41	1	28	11	2	5	129	5.9
1	WILLIAMS, Devean	15-0	204:32	13.6	26-58	.448	10-25	.400	11-22	.500	7	23	30	2.0	16	0	6	18	1	14	73	4.9
4	FRITZ, Youri	22-22	471:47	21.4	38-75	.507	0-2	.000	29-51	.569	41	45	86	3.9	60	3	30	26	13	17	105	4.8
2	PORTER, TJ	15-0	97:00	6.5	6-21	.286	4-16	.250	2-5	.400	6	11	17	1.1	20	0	3	5	2	0	18	1.2
32	DAVID-MAJI, Maji	6-0	12:34	2.1	3-5	.600	0-0	.000	0-0	.000	0	3	3	0.5	5	0	1	0	0	0	6	1.0
11	WARE, Davon	6-0	26:56	4.5	2-6	.333	1-4	.250	0-0	.000	3	1	4	0.7	2	0	1	3	0	0	5	0.8
15	JONES III, Joe	1-0	02:31	2.5	0-0	.000	0-0	.000	0-0	.000	0	0	0	0.0	0	0	0	0	0	0	0	0.0
Team											32	27	59					21				
Total		22	4425		580-1318	.440	165-481	.343	271-423	.641	266	556	822	37.4	367	6	278	304	71	135	1596	72.5
Opponents		22	4425		613-1353	.453	143-437	.327	266-380	.700	232	529	761	34.6	363	11	319	255	72	151	1635	74.3

IONA GAELS (12-10, 7-4 MAAC)



RECORD	THIS YR	LAST YR	STATS	IONA	OPPONENT	UPCOMING SCHEDULE
OVERALL	12-10	27-8	FG%	44.0%	45.4%	2/16 MANHATTAN 7 p.m. ESPNU
MAAC	7-4	17-3	FT%	65.0%	73.2%	2/18 ST. PETER'S 1 p.m. ESPN+
HOME	7-3	11-1	3FG%	35.0%	33.7%	2/23 at Rider 7 p.m. ESPN+
ROAD	4-4	8-4	POINTS	74.2	71.9	2/25 at Mt. St. Mary's 1 p.m. ESPN+
VS. CAN	1-9	2-0	REBOUNDS	32.8	36.3	3/1 QUINNIPIAC 7 p.m. ESPN+
LAST5	4-1	4-1	TURNOVERS	10.4	15.5	3/3 at Marist 1 p.m. ESPN+

0	Isaac BRICE So. • 6-6 • 205 • Picayune, MS (PICK-ah-yoon)		<ul style="list-style-type: none"> 2023-24: Appeared in 15 games with one start Junior college transfer from Mississippi Started all 27 games as a freshman for SMCC averaging 7.5 ppg, 5.9 rpg, 2.2 bpg and 1.2 assists in 24.0 mpg. A gifted athlete with a knack for rebounding, the ability protect the rim on defense and capability of highlight reel dunks. 		
	CAREER HIGH P-R-A 4-3-1	1.2 PPG 35.3% FG	0.9 RPG 50.0% 3FG	0.1 APG 40.0% FT	LAST GAME DNP
1	Wheza PANZO (WHEZZ-ah PAN-zo) Gr. • 6-7 • 205 • Mississauga, Ontario (MISS-ah-SAH-gah)		<ul style="list-style-type: none"> 2023-24: Iona's top deep threat, started all but four contests. No. 4 in MAAC with 2.6 3FG/g Played four seasons at Stetson in the ASUN Conference. One of top sharpshooters in the NCAA last year, converting 46.9% 3FGA. One make shy of qualifying for the NCAA leaderboard, where it would have been No. 2 in the nation. Canadian native who grew up in Greater Toronto Area. 		
	CAREER HIGH P-R-A 30-10-5	9.6 PPG 36.5% FG	2.8 RPG 34.3% 3FG	1.6 APG 61.5% FT	LAST GAME 5 pts, 1 reb, 1 ast 2-8 FG, 1 3FG
2	Greg GORDON Jr. • 6-5 • 210 • Chicago, IL		<ul style="list-style-type: none"> 2023-24: Seven double-doubles is No. 2 in MAAC Iona's No. 1 in scoring and rebounding. Averaged 23.1 points and 11.4 rebounds, and scored 1,292 points in two seasons with Dyersburg State (Tennessee). 2x NJCAA Division I All-American, second team in 2022-23 and third team in 2021-22. Played scholastically for Coral Springs High School in South Florida. 		
	CAREER HIGH P-R-A 35-14-5	15.8 PPG 56.0% FG	7.0 RPG 33.3% 3FG	1.2 APG 50.0% FT	LAST GAME 32 pts, 10 reb, 0 ast 15-22 FG, 1 3FG
3	Jeremiah QUIGLEY Fr. • 5-11 • 160 • Accokeek, MD (AH-cah-keek)		<ul style="list-style-type: none"> 2023-24: Has started last four games and averaged 16.3 ppg Leads with 80.2 FT% and No. 2 with 3.0 assists per game. Played at Bishop McNamara HS in the Washington Catholic Conference, one of the top leagues in the nation. Led squad as a senior, averaging 20.5 ppg with 54% FG% and 84% FT% Played AAU ball for DC based Team Takeover in the EYBL. 		MAAC ROOKIE OF THE WEEK (1/29)
	CAREER HIGH P-R-A 20-7-7	9.6 PPG 40.7% FG	2.6 RPG 41.7% 3FG	3.0 APG 80.2% FT	LAST GAME 9 pts, 2 reb, 0 ast 4-7 FG
4	Jean ARANGUREN (GENE ARE-ann-GOOR-en) Fr. • 6-3 • 190 • Valencia, Venezuela		<ul style="list-style-type: none"> 2023-24: No. 5 overall and No. 2 rookie scorer for Gaels. Earned MAAC Rookie of the Week on 12/26. Venezuelan, played in NE Prep League for Springfield Acad. in Mass. and Upper Room Christian on Long Island. 2x First Team All-League honors and Defensive Player of the Year honors as a senior. 		MAAC ROOKIE OF THE WEEK (12/26)
	CAREER HIGH P-R-A 22-8-4	8.8 PPG 52.0% FG	3.9 RPG 50.0% 3FG	1.5 APG 78.4% FT	LAST GAME 14 pts, 3 reb, 2 ast 4-8 FG, 1 3FG
5	Joel BROWN Gr. • 6-2 • 190 • Brampton, Ontario		<ul style="list-style-type: none"> 2023-24: Has started 20 of 21 games he's appeared in. Five double-digit efforts, three in MAAC pay Leads MAAC with 2.7 assist-to-turnover ratio. Earned business degree from University of California, Berkley. Played 123 games with 93 starts at the Pac-12 school. Greater Toronto Area native who played scholastically for Brewster Academy in New Hampshire. 		PRESEASON ALL-MAAC 3RD TEAM
	CAREER HIGH P-R-A 22-9-9	6.5 PPG 49.5% FG	3.3 RPG 38.9% 3FG	3.5 APG 51.0% FT	LAST GAME 12 pts, 3 reb, 4 ast 3-4 FG, 1 3FG
7	Idan TRETOUT (EE-don tray-TOO) Gr. • 6-4 • 210 • Brooklyn, NY		<ul style="list-style-type: none"> 2023-24: Iona's No. 2 scorer, No. 2 with 13 double-digit point efforts. Named MAAC Player of the Week on Nov. 13. Earned a degree in Sociology from Harvard University. Tobin Anderson's first transfer signee who returns home to the NY area for his final season of eligibility. 2022-23: Ranked No. 2 on Harvard averaging 9.7 ppg and 2.1 apg. 		MAAC POW (11/13) PRESEASON ALL-MAAC 3RD TEAM
	CAREER HIGH P-R-A 34-7-7	14.3 PPG 39.8% FG	2.9 RPG 33.3% 3FG	2.4 APG 64.6% FT	LAST GAME DNP
10	Terrell WILLIAMS JR. (tah-RELL) Gr. • 6-6 • 215 • Dallas, TX		<ul style="list-style-type: none"> 2023-24: Returned to action vs. MSM after missing previous five games due to injury. Season-best effort 9p vs. Saint Francis. Earned degree in Mechanical Engineering from Southern University. Played three years at the SWAC school, with 82 games played. Named SWAC Rookie of the Year in 2020-21 after red shirting his true freshman year the season prior. 		
	CAREER HIGH P-R-A 21-11-5	2.1 PPG 28.6% FG	1.8 RPG 8.3% 3FG	0.5 APG 66.7% FT	LAST GAME 0 pts, 0 reb, 0 ast 0-3 FG

11	Sultan ADEWALE <i>(ah-deh-WALL-ay)</i> Fr. • 6-7 • 225 • East London, England	<ul style="list-style-type: none">• 2023-24: Has come off bench in last 12 games with return of Shema after starting first 10.• Season-best 11 points vs. Long Beach State in GC Showcase• London, England native, by way of Neumann Goretti in Philadelphia Catholic League.• As a senior led team to 26-4 record, posting 14.8 ppg and 10.1 prg while posting 60+ FG%.	
CAREER HIGH P-R-A			LAST GAME
11-9-2	3.0 PPG 3.1 RPG 0.4 APG 44.1% FG 0.0% 3FG 63.6% FT		0 pts, 3 reb, 0 ast 0-0 FG
13	Alex BATES IV Fr. • 6-5 • 190 • Charlotte, NC	<ul style="list-style-type: none">• 2023-24: Appeared in 15 games off the bench with a season-best nine points at Siena.• North Carolina native, played for United Faith Christian Academy in Charlotte.• As a senior, led team with 12.1 ppg while adding 3.3 rpg and 2.3 rpg.• Saw interest from more than a dozen mid-major Division I institutions.	
CAREER HIGH P-R-A			LAST GAME
9-2-2	2.1 PPG 0.6 RPG 0.5 APG 35.3% FG 29.4% 3FG 50.0% FT		0 pts, 1 reb, 2 ast 0-1 FG
20	Rohan CHAPPALI <i>(cha-PAL-ee)</i> Fr. • 5-10 • 155 • Ashburn, VA	<ul style="list-style-type: none">• 2023-24: Appeared in one game, in win over Buffalo at Gulf Coast Showcase• Freshman walk on from Ashburn, VA• Played scholastically for Independence High School	
CAREER HIGH P-R-A			LAST GAME
0-0-0	0.0 PPG 0.0 RPG 0.0 APG 0-0 FG 0-0 3FG 0-0 FT		DNP
23	Dylan SAUNDERS Fr. • 6-8 • 210 • Roanoke, VA	<ul style="list-style-type: none">• 2023-24: Stretch 4, long distance threat for the Gaels.• Posted a season-best 16 points vs. Saint Joseph's• Averaged 14 ppg, eight rpg, 1.5 bpg and 1.5 apg in 2022-23.• Originally signed to play for Tobin Anderson at FDU	
CAREER HIGH P-R-A			LAST GAME
16-4-2	3.5 PPG 1.3 RPG 0.3 APG 35.6% FG 29.8% 3FG 75.0% FT		DNP
55	Osborn SHEMA <i>(SHEM-ma)</i> Gr. • 7-0 • 215 • Kanombe, Rwanda <i>(cah-NOME-bay)</i>	<ul style="list-style-type: none">• 2023-24: Missed first 10 games due to injury (Iona 4-6).• Has started all 12 games since return (Iona 8-4).• Lone returner from the 2022-23 MAAC Championship team.• A 2x MAAC Champion, returns for his fourth-season in Maroon & Gold.	PRESEASON ALL-MAAC 1ST TEAM
CAREER HIGH P-R-A			LAST GAME
17-10-6	6.8 PPG 3.3 RPG 1.0 APG 42.9% FG 37.2% 3FG 84.6% FT		2 pts, 4 reb, 0 ast 0-3 FG

MAAC TEAM STATS LEADERBOARD

Scoring Offense	4th	74.2	3FG Made	2nd	8.1	TURNOVER MARGIN	1ST	+5.2
Scoring Defense	6th	71.9	FT Pct.	9th	.650	TURNOVERS	1ST	10.3
Scoring Margin	4th	+2.3	Reb. Offense	9th	32.8	TURNOVERS FORCED	1ST	15.5
FG Pct.	7th	.440	Reb. Defense	10th	36.3	AST./TO RATIO	1ST	1.4
FG Pct. Defense	8th	.454	Offensive Reb.	5th	10.9	Blocks	6th	3.2
3FG Pct.	3rd	.350	Defensive Reb.	11th	21.9	ASSISTS	1ST	14.6
3FG Pct. Defense	8th	.337	Reb. Margin	10th	-3.5	STEALS	1ST	9.5

MAAC INDIVIDUAL STATS LEADERBOARD

Sultan Adewale	Greg Gordon	Wheza Panzo	Idan Tretout
Blocked Shots 15th .8	Scoring 5th 15.8	Steals 21st 1.2	Scoring 8th 14.3
Jean Aranguren	Rebounding 6th 7.0	3-Point FG Pct 17th .343	Assists 18th 2.4
Field Goal Pct 9th .520	Field Goal Pct 5th .560	3-Point FG Made 4th 2.6	Free Throw Pct 19th .646
Steals 19th 1.2	Steals 15th 1.4	Blocked Shots 21st .6	Steals 6th 1.7
3-POINT FG PCT 1ST .500		Minutes Played 17th 30.6	3-Point FG Pct 21st .333
Joel Brown		Jeremiah Quigley	3-Point FG Made 12th 1.8
Assists 7th 3.5		Assists 13th 3.0	Minutes Played 25th 27.3
Steals 3rd 2.0		Free Throw Pct 11th .802	
A/T RATIO 1ST 2.7		A/T Ratio 2nd 2.4	

OVERALL STATISTICS

Game Records

Record	Overall	Home	Away	Neutral
ALL GAMES	12-10	7-3	4-4	1-3
CONFERENCE	7-4	4-2	3-2	0-0
NON-CONFERENCE	5-6	3-1	1-2	1-3

Score by Periods

Team	1st	2nd	OT	TOT
Iona	784	849	0	1633
Opponents	717	865	0	1582

Team Box Score

No.	Player				Total		3-Point		F-Throw		Rebounds													
		GP-GS	MIN	AVG	FG-FGA	FG%	3FG-3FGA	3FG%	FT-FTA	FT%	OFF	DEF	TOT	AVG	PF	DQ	A	TO	BLK	STL	PTS	AVG		
2	GORDON, Greg	21-21	516:10	24.6	140-250	.560	12-36	.333	39-78	.500	70	76	146	7.0	49	1	26	30	9	29	331	15.8		
7	TRETOU, Idan	18-16	494:29	27.5	86-216	.398	33-99	.333	53-82	.646	11	42	53	2.9	44	1	44	41	4	31	258	14.3		
3	QUIGLEY, Jeremiah	22-7	549:12	25.0	66-162	.407	10-24	.417	69-86	.802	7	51	58	2.6	47	1	66	27	1	21	211	9.6		
1	PANZO, Wheza	22-18	672:20	30.6	73-200	.365	57-166	.343	8-13	.615	15	46	61	2.8	43	1	35	9	14	26	211	9.6		
4	ARANGUREN, Jean	22-5	485:44	22.1	66-127	.520	22-44	.500	40-51	.784	30	56	86	3.9	38	1	34	30	3	27	194	8.8		
55	SHEMA, Osborn	12-12	262:54	21.9	27-63	.429	16-43	.372	11-13	.846	11	28	39	3.3	19	1	12	9	13	8	81	6.8		
5	BROWN, Joel	21-20	499:04	23.8	52-105	.495	7-18	.389	26-51	.510	8	61	69	3.3	68	1	74	27	2	43	137	6.5		
23	SAUNDERS, Dylan	17-0	188:06	11.1	21-59	.356	14-47	.298	3-4	.750	6	16	22	1.3	22	0	5	4	4	2	59	3.5		
11	ADEWALE, Sultan	22-10	302:57	13.8	26-59	.441	0-1	.000	14-22	.636	39	30	69	3.1	31	0	8	10	17	7	66	3.0		
13	BATES IV, Alex	15-0	126:40	8.4	12-34	.353	5-17	.294	3-6	.500	2	7	9	0.6	18	0	7	1	2	6	32	2.1		
10	WILLIAMS JR., Terrell	17-0	191:19	11.3	12-42	.286	1-12	.083	10-15	.667	8	23	31	1.8	22	0	9	15	0	5	35	2.1		
0	BRICE, Isaac	15-1	110:13	7.3	6-17	.353	2-4	.500	4-10	.400	3	11	14	0.9	18	0	1	2	2	3	18	1.2		
20	CHAPPALI, Rohan	1-0	00:53	0.9	0-0	.000	0-0	.000	0-0	.000	0	0	0	0.0	0	0	0	0	0	0	0	0.0		
Team											30	34	64					23						
Total		22	4400		587-1334	.440	179-511	.350	280-431	.650	240	481	721	32.8	419	7	321	228	71	208	1633	74.2		
Opponents		22	4400		533-1174	.454	166-493	.337	350-478	.732	226	573	799	36.3	355	4	294	342	86	118	1582	71.9		

Team Statistics

	IONA	OPP
Scoring	1633	1582
Points per game	74.2	71.9
Scoring margin	+2.3	-
Field goals-att	587-1334	533-1174
Field goal pct	.440	.454
3 point fg-att	179-511	166-493
3-point FG pct	.350	.337
3-pt FG made per game	8.1	7.5
Free throws-att	280-431	350-478
Free throw pct	.650	.732
F-Throws made per game	12.7	15.9
Rebounds	721	799
Rebounds per game	32.8	36.3
Rebounding margin	-3.5	-
Assists	321	294
Assists per game	14.6	13.4
Turnovers	228	342
Turnovers per game	10.4	15.5
Turnover margin	+5.2	-
Assist/turnover ratio	1.4	0.9
Steals	208	118
Steals per game	9.5	5.4
Blocks	71	86
Blocks per game	3.2	3.9
Winning streak	4	-
Home win streak	4	-
Attendance	17570	24261
Home games-Avg/Game	10-1757	8-3033
Neutral site-Avg/Game	-	4-1131

Team Results

Date	Opponent		Score	Att.
11/06/2023	at Col. of Charleston	L	69-71	5265
11/10/2023	Sacred Heart	W	88-81	2401
11/20/2023	vs High Point	L	68-82	234
11/21/2023	vs Long Beach St.	L	76-80	201
11/22/2023	vs Buffalo	W	89-64	213
11/26/2023	at Colorado	L	68-85	6346
11/29/2023	Marist	L	64-68	1845
12/01/2023	at Fairfield	W	78-67	2640
12/06/2023	Hofstra	L	57-62	1744
12/10/2023	Saint Francis (PA)	W	61-54	1288
12/16/2023	vs Saint Joseph's	L	58-83	3877
12/21/2023	Colgate	W	85-65	1818
12/30/2023	at Harvard	W	69-60	1636
01/05/2024	at Saint Peter's	L	57-69	602
01/07/2024	Niagara	L	73-75	2001
01/14/2024	Mount St. Mary's	W	87-70	1434
01/19/2024	Canisius	W	70-58	1482
01/21/2024	at Quinnipiac	L	87-91	1631
01/26/2024	at Siena	W	70-51	5100
02/02/2024	Fairfield	W	91-82	1888
02/04/2024	Rider	W	94-93	1669
02/08/2024	at Niagara	W	74-71	1041



IONA GAELS BASKETBALL

ROSTER / QUICK FACTS

NUMERICAL

No.	Name	Cl.	Pos.	Ht.	Wt.	Hometown / Last School
0	Isaac Brice	So.	F	6-6	205	Picayune, MS / Southwest Mississippi CC
1	Wheza Panzo	Gr.	G/F	6-7	205	Mississauga, Ontario / Stetson
2	Greg Gordon	Jr.	G/F	6-5	210	Chicago, IL / Dyersburg State CC (TN)
3	Jeremiah Quigley	Fr.	G	5-11	160	Accokeek, MD / Bishop McNamara
4	Jean Aranguren	Fr.	G	6-3	190	Valencia, Venezuela / Springfield Comm. Acad. (MA)
5	Joel Brown	Gr.	G	6-2	190	Brampton, Ontario / California
7	Idan Tretout	Gr.	G	6-4	210	Brooklyn, NY / Harvard
10	Terrell Williams Jr.	Gr.	F	6-6	215	Dallas, TX / Southern University
11	Sultan Adewale	Fr.	F	6-7	225	East London, England / Neumann Goretti (PA)
13	Alex Bates IV	Fr.	G	6-5	190	Charlotte, NC / United Faith Christian Academy
20	Rohan Chappali	Fr.	G	5-10	155	Ashburn, VA / Independence
23	Dylan Saunders	Fr.	F	6-8	210	Roanoke, VA / Cave Spring
55	Osborn Shema	Gr.	F	7-0	210	Kanombe, Rwanda / New Mexico Mil. Inst.

Head Coach: Tobin Anderson (Wesleyan '95, Florida State '96MA), first season

Assistant Coaches: Tom Bonacum (Ramapo '18), Kam Murrell (St. Thomas Aquinas '19), Patrick Wallace (Charleston Southern '17)

Director of Operations: Ray Savage (Staten Island '19)

Director of Player Development: Kyle Washington (Cincinnati '18)

Video Coordinator: Luke Testani (Michigan '20)

Graduate Managers: Parker Weiss (Iona '23), Pat Buckley (Catholic '23)

Athletic Trainer: Brittany Iaiennaro (Springfield '17)

Strength & Conditioning Coach: Richard Irving (East Stroudsburg '15)

Athletic Communications Contact: Brian Beyrer (Iona '01)

SOCIAL

Twitter	Instagram
@IsaacThatboi	@isaac_b601
@nolimitwhez	@nolimitwhez
@Demani_g1	@demanii1
@jquigley_3	@jq1kk
@jeanaranguren11	@jaranguren711
@jabrown_1	@jabrown.1
@IdanTretout	@tredonn
@terrelljr2k	@terrell.jr
@SultanAdewale12	@sultanadewalee
@abates_4	@abates_4
@RohanChappali	@rohanchappali
@dsaunders23cs	@_dylansauanders_
@osborn_shema	@ohzborn

Coaching Staff (Twitter only):

Tobin Anderson	@andersontobin
Tom Bonacum	@tom_bonacum
Kam Murrell	@kam_murrell
Patrick Wallace	@PWfor3
Ray Savage	@Ray_Savageeee
Kyle Washington	@Washingtonk24
Luke Testani	@luketestani
Parker Weiss	@parker_weiss4
Pat Buckley	@PBuckl3y

BY CLASS:

Graduate Students - 5	Sophomores - 1
Seniors - 0	Freshmen - 6
Juniors - 1	

BY STATE:

2	Virginia, Ontario Canada
1	New York, Illinois, Maryland, Mississippi, North Carolina, Texas
Int'l	England, Rwanda, Venezuela

BY TENURE:

Returners - 1 (1 starter)
Newcomers - 12

PRONUNCIATION GUIDE:

#	Player	Name	Hometown
0	I. Brice		PICK-ah-yoon
1	W. Panzo	WHEZZ-ah PAN-zo	MISS-ah-SAH-gah
3	J. Quigley		AH-cah-keek
4	J. Aranguren	GENE ARE-ann-GOOR-en	vah-LEN-see-ah
7	I. Tretout	EE-don tray-TOO	
11	S. Adewale	ah-deh-WALL-ay	
20	R. Chappali	cha-PALL-ee	
55	O. Shema	SHEM-ma	cah-NOME-bay

BASKETBALL INFORMATION

First Season	1940-41 (79 years)
All-Time Record	1,278-917 (.582)
NCAA Appearances	16
(1979, 1980, 1984, 1985, 1998, 2000, 2001, 2006, 2012, 2013, 2016, 2017, 2018, 2019, 2021, 2023)	
NIT Appearances	Six
(1982, 1983, 1996, 1997, 2014, 2015)	
MAAC Tournament Championships	14
(1982, 1984, 1985, 1998, 2000, 2001, 2006, 2013, 2016, 2017, 2018, 2019, 2021, 2023)	
MAAC Regular Season Championships	13
(1982-83, 1983-1984, 1984-85, 1995-96, 1996-97, 1997-98, 2000-01, 2011-12, 2013-14, 2014-15, 2018-19, 2021-22, 2022-23)	
2022-23 Record	27-8
2022-23 MAAC Record/Finish	17-3/1st
Head Coach	Tobin Anderson
Record at Iona	12-10 (.545) / first season
NCAA Record	427-217 (.663) / 23rd season
Assistant Coach	Tom Bonacum
Assistant Coach	Kam Murrell
Assistant Coach	Patrick Wallace
Director of Operations	Ray Savage

QUICK FACTS

Name	Iona University
Location	New Rochelle, NY 10801-1890
Founded	1940
Enrollment (2023-24)	3,134
Nickname	Gaels
Colors	Maroon & Gold
Affiliation	NCAA Division I
Conference	Metro Atlantic Athletic (MAAC)
Home Court (Capacity)	Hynes Center (2,578)
President	Seamus Carey, Ph.D.
Director of Athletics	Matthew Glovaski
Athletic Trainer	Brittany Iaiennaro
Strength and Conditioning Coach	Richard Irving
Athletics Phone	(914) 633-2654

ATHLETIC COMMUNICATIONS

Sr. Associate AD	Brian Beyrer (Iona '01)
Office	(914) 637-2726
Cell	(914) 497-3136
E-mail	bbeyrer@iona.edu
Assistant AD	Brian Duane (York '15)
Office	(914) 633-2334
E-mail	bduane@iona.edu
Assistant AD	Garrett Murray (Iona '19)
Office	(914) 633-2057
E-mail	gmurray@iona.edu

SOCIAL MEDIA GUIDE



@IonaGaels, @IonaGaelsMBB, #ICMBB



IONA GAELS BASKETBALL RADIO-TV ROSTER



ISAAC BRICE

0 So. • F • 6-6 • 205
PICAYUNE, MS
(HT: PICK-AH-YOON)



WHEZA PANZO

1 Gr. • G/F • 6-7 • 205
MISSISSAUGA, ONTARIO
WHEZZ-AH (HT: MISS-AH-SAH-GAH)



GREG GORDON

2 Jr. • G/F • 6-5 • 210
CHICAGO, IL



JEREMIAH QUIGLEY

3 Fr. • G • 5-11 • 160
ACCOKEEK, MD
(HT: AH-CAH-KEEK)



JEAN ARANGUREN

4 Fr. • G • 6-3 • 190
VALENCIA, VENEZUELA
GENE ARE-ANN-GOOR-EN



JOEL BROWN

5 Gr. • G • 6-2 • 190
BRAMPTON, ONTARIO



IDAN TRETOUT

7 Gr. • G • 6-4 • 210
BROOKLYN, NY
EE-DON TRAY-TOO



TERRELL WILLIAMS JR.

10 Gr. • F • 6-6 • 215
DALLAS, TX



SULTAN ADEVALE

11 Fr. • F • 6-7 • 225
EAST LONDON, ENGLAND
AH-DEH-WALL-AY



ALEX BATES IV

13 Fr. • G • 6-5 • 190
CHARLOTTE, NC



ROHAN CHAPPALI

20 Fr. • G • 5-10 • 155
ASHBURN, VA



DYLAN SAUNDERS

23 Fr. • F • 6-8 • 210
ROANOKE, VA



OSBORN SHEMA

55 Gr. • F • 7-0 • 210
KANOMBE, RWANDA
SHEM-MA (HT: CAH-NOME-BAY)

COACHING STAFF



TOBIN ANDERSON

HEAD COACH
FIRST SEASON



TOM BONACUM

ASSISTANT COACH
FIRST SEASON



KAM MURRELL

ASSISTANT COACH
FIRST SEASON



PATRICK WALLACE

ASSISTANT COACH
FIRST SEASON



RAY SAVAGE

DIR. OF OPERATIONS
FIRST SEASON



KYLE WASHINGTON

DIR. OF PLAYER DEVELOPMENT
FIRST SEASON



LUKE TESTANI

VIDEO COORDINATOR
FIRST SEASON