



2023-24 MEN'S BASKETBALL GAME NOTES

GAME 29 • MARIST • SUNDAY, MARCH 3, 2024

2 p.m. • Poughkeepsie, NY • McCann Arena • ESPN+ (Dean Darling & Steve Eggink)



@IonaGaels, @IonaGaelsMBB, #GaelNation

2023-24 SCHEDULE/RESULTS

Overall: 13-15 H: 8-5 A: 4-7 N: 1-3 MAAC: 8-9

Date Day Opponent Time/Result

NOVEMBER (2-5)

6	Mon	at Charleston (FloHoops)	L, 69-71
10	Fri	SACRED HEART (ESPN+)	W, 88-81

Gulf Coast Showcase - Estero, Florida

20	Mon	vs. High Point (FloHoops)	L, 68-82
21	Tue	vs. Long Beach State (FloHoops)	L, 76-80
22	Wed	vs. Buffalo (FloHoops)	W, 89-74
26	Sun	at Colorado (Pac-12 Network)	L, 68-85
29	Wed	MARIST* (ESPN+)	L, 64-68

DECEMBER (4-2)

1	Fri	at Fairfield* (ESPN+)	W, 78-67
6	Wed	HOFSTRA (ESPN+)	L, 57-62
10	Sun	SAINT FRANCIS (PA.) (ESPN+)	W, 61-54

Holiday Hoopfest - Belmont Park, NY

16	Sat	vs. Saint Joseph's (FloHoops)	L, 58-83
21	Thu	COLGATE (ESPN+)	W, 85-65
30	Sat	at Harvard (ESPN+)	W, 69-60

JANUARY (3-3)

5	Fri	at Saint Peter's* (ESPN+)	L, 57-69
7	Sun	NIAGARA* (ESPN+)	L, 73-75
14	Sun	MOUNT ST. MARY'S* (ESPN+)	W, 87-70
19	Fri	CANISIUS* (ESPN+)	W, 70-58
21	Sun	at Quinnipiac* (ESPN+)	L, 87-91
26	Fri	at Siena* (ESPN+)	W, 70-51

FEBRUARY (4-4)

2	Fri	FAIRFIELD* (ESPN+)	W, 91-82
4	Sun	RIDER* (ESPN+)	W, 94-93
8	Thu	at Niagara* (ESPN+)	W, 74-71
10	Sat	at Canisius* (ESPN+)	L, 69-73
16	Fri	MANHATTAN* (ESPNU)	W, 73-63
18	Sun	SAINT PETER'S* (ESPN+)	L, 53-59
23	Fri	at Rider* (ESPN+)	L, 75-78
25	Sun	at Mount St. Mary's* (ESPN+)	L, 65-72

MARCH (0-1)

1	Fri	QUINNIPIAC* (ESPN+)	L, 64-82
3	Sun	at Marist* (ESPN+)	1 p.m.
7	Thu	at Manhattan* (ESPN+)	7 p.m.
9	Sat	SIENA* (ESPN+)	1 p.m.

2024 MAAC Championship - Atlantic City, NJ

12	Tue	First Round (ESPN+)	5:15/7:30/9:45 p.m.
13	Wed	Quarterfinal Round (ESPN+)	6:30/9 p.m.
14	Thu	Quarterfinal Round (ESPN+)	6:30/9 p.m.
15	Fri	Semifinal Round (ESPNews)	6:30/9 p.m.
16	Sat	Championship Game (ESPNU)	7:30 p.m.

Home events in CAPS & BOLD;
MAAC Games noted by an asterisk
All times are Eastern

The Iona University men's basketball team (13-15, 8-9 MAAC) looks to snap a season-long four-game skid when it travels to Marist (16-10, 11-6 MAAC) in its penultimate road game of the year at McCann Arena on ESPN+.

IONA VS. MARIST - SERIES HISTORY

- The two teams meet for the 74th time in history.
- Iona holds a 55-18 overall advantage and have won 24 of the last 28 since being eliminated from the MAAC Championship in 2009.
- The Gaels are 24-8 vs. the Red Foxes in Poughkeepsie.
- The two teams squared off in the 2023 MAAC Championship game in Atlantic City and to open the 2023-24 campaign in november.

SCOUTING MARIST (16-10, 11-6 MAAC)

- Newcomer **Max Allen II** is one of two Red Foxes averaging 10+ ppg with 11.9.
- **Josh Pascarelli** (11.0 ppg) has hit a team-best 54 3FG.
- **Jaden Collins** leads with 3.0 apg.
- **Isaiah Brickner** and **Jaden Daughty** lead with 5.0 rpg.
- Marist won its last game Friday vs. Fairfield at home and six of its last seven.

GAELS IN MAAC REGULAR SEASON PLAY

- Since the inception of the MAAC in the 1981-82 season, Iona has compiled a **445-267 (.625)** record in regular season play.
- The Gaels' **445** wins and **.625** win percentage are the highest of any current MAAC member.
- The Gaels became the first team to reach 400 wins with its win at Rider on Dec. 19, 2020.
- Iona is **100** wins ahead of Siena, No. 2 on the list.

GAELS IN MAAC PLAY AWAY FROM HOME

- The Gaels fell to 19 games over .500 in MAAC road contests all-time following three straight losses at Canisius, Rider and Mount St. Mary's
- The team's loss at Saint Peter's in early January snapped a seven-game road win streak.
- Iona holds a **185-166 (.527)** in its 43rd season in the MAAC.

Iona vs. Marist

Overall: 54-19 (.740) • Anderson (0-1)
Home: 24-9
Away: 24-8
Neutral: 6-2

LAST 15 MEETINGS






Date	W-L	Score	Site
12/4/15	W	101-66	A
1/9/16	W	90-80	H
12/31/16	W	93-80	H
2/17/17	W	95-88	A
2/4/18	W	98-64	A
1/18/19	W	90-77	H
1/31/19	L	74-78	A
1/19/20	L	73-83	A
2/16/20	W	78-70	H
12/1/21	W	78-71	A
1/2/22	W	69-66	H
1/6/23	W	84-57	A
3/2/23	W	93-74	H
3/11/23	W	76-55	Atl.Cty
11/29/23	L	64-68	H

73 games		
Iona	5,710 pts	78.2 ppg
Marist	5,090 pts	69.7 ppg

GAELS VS. RED FOXES

NAME	GP	MIN	PTS	REB	AST
Tretout	1	35.0	14.0	3.0	2.0
Brown	1	29.0	13.0	6.0	1.0
Quigley	1	24.0	10.0	4.0	1.0
Shema	4	20.3	7.3	3.0	1.0
Panzo	1	29.0	3.0	3.0	2.0
Saunders	1	11.0	3.0	2.0	0.0
Aranguren	1	15.0	2.0	2.0	1.0
Adewale	1	12.0	2.0	2.0	1.0
Williams	1	6.0	2.0	1.0	0.0
Brice	1	11.0	1.0	2.0	0.0

LAST GAME'S STARTERS

				
1 PANZO GR • GUARD	3 QUIGLEY FR • GUARD	5 BROWN GR • GUARD	7 TRETOUT GR • GUARD	11 ADEWALE FR • FORWARD
MIN 30.9 PPG 9.8 REB 2.6 AST 1.5 3FG/G 2.8	MIN 26.9 PPG 10.1 REB 2.9 AST 3.1 FT% 77.7	MIN 24.7 PPG 6.8 REB 3.3 AST 3.7 STL 2.1	MIN 27.6 PPG 14.3 REB 3.0 AST 2.4 STL 1.7	MIN 14.4 PPG 3.1 REB 3.3 AST 0.4 STL 0.3



2023-24 MAAC STANDINGS

SCHOOL	MAAC			OVERALL		
	W	L	PCT	W	L	PCT
Quinnipiac	12	5	.706	20	8	.714
Fairfield	12	6	.667	18	11	.621
MARIST	11	6	.647	16	10	.615
Saint Peter's	11	6	.647	15	11	.577
Niagara	10	7	.588	14	13	.519
Rider	10	8	.556	13	16	.448
IONA	8	9	.471	13	15	.464
Mt. St. Mary's	8	10	.444	12	17	.414
Canisius	7	10	.412	12	15	.444
Manhattan	3	14	.176	6	20	.231
Siena	3	14	.176	4	24	.143

THIS WEEK'S MAAC ACTION

Friday, March 1, 2024

Rider 71, NIAGARA 61
 MANHATTAN 70, Siena 68
Quinnipiac 82, IONA 64
 MARIST 58, Fairfield 55
 CANISIUS 61, Mount St. Mary's 56

Sunday, March 3, 2024

Rider at Canisius 1 p.m.
IONA AT MARIST..... **2 P.M.**
 Manhattan at Saint Peter's 2 p.m.
 Mount St. Mary's at Niagara 2 p.m.
 Siena at Quinnipiac..... 2 p.m.

Thursday, March 7, 2024

Canisius at Fairfield 7 p.m.
 Niagara at Siena 7 p.m.
 Marist at Quinnipiac 7 p.m.
 Saint Peter's at Rider 8 p.m.
IONA AT MANHATTAN..... **7 P.M.**

Saturday, March 9, 2024

SIENA AT IONA..... **1 P.M.**
 Niagara at Marist..... 2 p.m.
 Quinnipiac at Saint Peter's 2 p.m.
 Fairfield at Mount St. Mary's 4 p.m.
 Canisius at Manhattan 4 p.m.

END OF REGULAR SEASON



KING OF THE HILL, TOP OF THE LIST

- No team among the 13 NYC Metropolitan Area Division I basketball programs within 30 miles of the center of NY College basketball, Madison Square Garden has won more games than Iona University in the 27 seasons (542; Hofstra #2, 529).
- Over the last decade-plus, Iona's 288 wins and .640 win percentage are also the best in both categories. (Seton Hall, 261 wins; .583 win pct.)
- Since 1995-96, the Maroon & Gold hold the lead in wins (542), 13 more than Hofstra, 42 more than No. 3 Seton Hall and the top win percentage (.596).
- Iona's 12 postseason appearances (eight NCAA, three NIT, one CIT) since 2010-11 are the most during the time frame, **nearly twice as many** as Seton Hall (6 NCAA, 1 NIT) and St. John's (three NCAA, two NIT).

TOP NEW YORK METRO TEAMS (2010-pres.)*

Team	2010-pres.		1995-pres.	
	W-L	Pct	W-L	Pct.
IONA	288-162	.640	542-368	.596
Seton Hall	261-187	.583	500-404	.553
Hofstra	257-194	.570	529-383	.580
Wagner	231-181	.561	434-413	.512
St. John's	236-213	.526	477-431	.525

* - All teams with .500 or better record since 2010

MAAC WEEKLY HONORS

- An Iona player has been honored six times this season with a MAAC weekly award.
- Freshman **Jean Aranguren** was named MAAC Rookie of the Week twice, this past week Feb. 12 and on Dec. 26.
- Freshman **Jeremiah Quigley** won back-to-back MAAC Rookie of the Week awards for his performance vs. Siena, Fairfield and Rider.
- Graduate **Idan Tretout** was named the first MAAC Player of the Week of the 2023-24 campaign on Nov. 13 for his performance at Charleston and vs. Sacred Heart.

2023-24 WEEKLY HONORS

Player	Date	MAAC
Idan Tretout	11/13	Player
Jean Aranguren	12/26	Rookie
Jeremiah Quigley	1/29	Rookie
Greg Gordon	2/5	Player
Jeremiah Quigley	2/5	Rookie
Jean Aranguren	2/12	Rookie

ROOKIE DUOS

- Freshmen **Jean Aranguren** and **Jeremiah Quigley** have made a significant impact on the Gaels' lineup this year, averaging 49.1 minutes and 18.8 points per game.
- It is the most for a pair of Iona freshman since **Steve Burt Jr.** and **Rickey Soliver** combined to average 19.4 ppg in 48.8 mpg in 2002-03.
- In 2020-21, **Nelly Junior Joseph** and **Ryan Myers** averaged 17.1 ppg in 43.8 mpg.
- Since 1980-81, the program's high was 33.5 ppg from Hall of Famers **Gary Springer** and **Steve Burt Sr.**

- Quigley is one of 12 freshman since 1980 to average nine or more points per game.
- His 9.9 ppg average is No. 8 since 1980 behind Springer (19.0), Burt Sr. (13.6), **Tariq Kirksay** (11.8), Junior Joseph (11.1), Soliver (10.2) and **Dan Doyle** (10.1).

NCAA TEAM LEADERBOARD

Iona ranks in the Top 100 in the NCAA in five statistics heading into Saturday's games:

- Turnover Margin (5th)
- Steals Per Game (13th)
- Turnovers Forced Per Game (13th)
- Turnovers Per Game (57th)
- Assist/Turnover Ratio (59th)

NCAA INDIVIDUAL LEADERBOARD

Two Gaels rank in the Top 80 in the NCAA in seven different statistical categories heading into Saturday's games:

- Joel Brown** (SPG, 32nd, 2.11)
- Joel Brown** (A/T, 37th, 2.75)
- Joel Brown** (STL, 40th, 57)
- Wheza Panzo** (3FG/G, 44th, 2.75)
- Wheza Panzo** (3FGA, 47th, 210)
- Wheza Panzo** (3FGM, 53rd, 77)
- Wheza Panzo** (3FG%, 65th, 36.7)

TOP ROOKIE

In a recent post by MidMajorMadness' Sam Federman there are six freshmen in NCAA Division I who average 50% or higher on two-point attempts, 40% or higher on three-point attempts and 75% or higher on free throw attempts with minimums set at 50 2FGA, 30 3FGA, and 30 FTA.

- Jean Aranguren, Iona**
- Xzavier Brown, St. Joseph's
- Garrett Johnson, GW
- Jared McCain, Duke
- Milan Momcilovic, Iowa St.
- Reed Sheppard, Kentucky
- Aranguren is shooting 52.3% inside the arc, 43.5% from beyond and 78.5% from the free throw line.
- His effective field goal percentage of .590 is tops among all teammates.

TRENDING GAELS

- #1 • Wheza Panzo**
- No. 3 scorer and top deep threat.
- No. 2 in MAAC with 2.8 3FG per game.
- No. 2 on team with 14 10+ point efforts and three 20+ point games.
- 11 games with four or more 3FG including two with season-best seven.
- Dished out career-best five assists at Saint Peter's.
- #3 • Jeremiah Quigley**
- Has appeared in all 28 games and made 13 starts.
- Averaging 12.6 ppg in 13 starts, 7.9 ppg in 15 games off bench.
- Set career-high with 20 points vs. Fairfield.
- Has posted 10 or more points in eight of last 10 games.
- Named MAAC Rookie of the Week in back-to-back weeks on Jan. 26 and Feb. 5.

- Set season-high with seven assists vs. Rider.
- 15 double-digit efforts.
- Holds a 2.0 assist-to-turnover ratio.

#4 • Jean Aranguren

- Earned MAAC Rookie of the Week on Dec. 26 and Feb. 12.
- Top guard off the bench, has appeared in 28 games with five starts.
- Has scored team leading 213 points off the bench (Quigley 118, Saunders 61)
- Has 20-point efforts vs. Saint Francis and Colgate.

#5 • Joel Brown

- Has started 26 of 27 games he has appeared in.
- Leads team with 3.7 apg, 2.1 steals per game and MAAC with 2.8 assist-to-turnover ratio.
- His A/T ratio ranks 37th and steals average ranks 32nd in NCAA.

#7 • Idan Tretout

- No. 1 scorer averaging 14.3 points per game.
- Returned to action vs. Manhattan after missing five games with injury.
- No. 1 with 16 double-digit efforts (10 in last 13 contests).
- Had five straight 10+ point efforts from Nov. 21-Dec. 1.
- Two 30+ point efforts including career-high 34 points vs. Sacred Heart.
- Earned first MAAC Player of the Week honor for performance at Charleston and vs. the Pioneers.

#10 • Terrell Williams Jr

- Has come off the bench in 18 games, missed last four games due to injury.
- Had his best game as a Gael with nine points, seven rebounds and two steals vs. Saint Francis.

#11 • Sultan Adewale

- Started for first time in 16 games last Friday at Rider.
- Season averages of 3.1 points and 3.1 rebounds per game.
- No. 1 on team with 19 blocks.
- Season-best 11 points vs. Long Beach State in Gulf Coast Showcase.

#55 • Osborn Shema

- Preseason All-MAAC First Team performer and lone returner from 2022-23.
- Missed the first 10 games of the season due to injury.
- Four 10+ point efforts including 12 vs. Rider.
- Connected on career-best four 3FG at Quinnipiac.
- Recorded season-best 15 points at Saint Peter's with career-high three 3FG.
- Has posted 16 blocks in 18 games (0.8/g).

SULTANS OF SWIPE

- Iona recorded 17 steals vs. Niagara on Jan. 7, the first time it reached the mark since Nov. 18, 2011 against Western Michigan, a span of 398 games.
- It was just the fifth time in the last 22 seasons the program has posted 17 or more. Equaled twice vs. Siena (2016) and North Carolina (2002) and surpassed vs. Portland State (21, 2005) and Loyola (20, 2008).
- The Gaels average 9.5 steals per game, the highest average in the MAAC and 11th most in the NCAA. **Iona's mark in conference games is 9.9/g.**
- Through the first 27 games of the season, it is the highest single-season average since the 2022-23 campaign, exceeding 8.2 spg in 2009-10.

THE ELUSIVE BUFFALO SWEEP

- In 33 seasons of Iona's MAAC Western New York trip to face Canisius and Niagara, **Iona won both games eight times, split 19 times and lost both six times.**
- Iona's 2-0 performances have come in 2022-23, 2015-16, 2013-14, 2011-12, 2008-09, 2005-06, 1997-98 and 1990-91. During the 2005-06 campaign the Gaels made two separate trips to take on Niagara and Canisius.

BACK-TO-BACK 90S

- Iona recorded 90 or more points in back-to-back games for the 25th time in program history in wins over Fairfield and Rider.
- It was the first time since last year vs. Siena and Marist at home from Feb. 26-Mar. 2, 2023.
- Prior to last year it was four years since accomplishing the feat (Jan. 1-11, 2019).
- The program record is three straight, set on two occasions, both under **Tim Cluess**.

MAAC REGULAR SEASON GAME #700

- Jan. 14th's contest represented the 700th MAAC regular season game for Iona men's basketball.
- They are the fourth program to reach the mark, joining fellow founding members Fairfield, Manhattan and Saint Peter's.
- Iona played eight less games than their three counterparts in 2020-21 due to COVID-19 pauses.

WELCOME TOBIN ANDERSON

- **Tobin Anderson** is in his first season as head coach of the Iona program in 2023-24.
- Anderson served as head coach at FDU where he led the No. 16 seeded Knights to the NCAA Tournament's second round after a stunning upset over No. 1 Purdue. His FDU squad finished 21-16 overall, earning the NEC's automatic bid.
- He led the Knights to two NCAA Tournament wins, over Texas Southern and the Boilermakers.
- The year before Anderson's arrival, the Knights posted a 4-22 record.
- Anderson had a highly successful coaching career at St. Thomas Aquinas, located less than 25 miles from Iona's New Rochelle Campus.

FUN WITH NUMBERS

Tobin Anderson record by month...

Month	Pre-Iona	22-23 (FDU)	23-24	Total
Nov.	73-31	3-6	2-5	75-36
Dec.	64-34	5-2	4-2	68-36
Jan.	120-64	6-2	3-3	122-66
Feb.	126-61	3-4	4-4	129-64
Mar.	32-17	4-2	0-1	32-18
Total	415-207	21-16	13-15	428-222

Iona All-Time Win-Loss Records

2,201 Games Played

All-Time (1940-present) - 1,279-922 (.581)
 Home (1948-present) - 596-199 (.750)
 Away (1948-present) - 386-474 (.449)
 Neutral (1948-present) 221-210 (.513)
 Overtime games (1947-present) - 61-54 (.530)
 Home, Away Neutral not available 1940-47

Iona MAAC Records (1982-present)

712 Games Played

MAAC All-Time - 445-267 (.625)
 MAAC Home - 251-99 (.717)
 MAAC Away - 185-166 (.527)
 MAAC Neutral - 9-2 (.818)
 MAAC Tournament - 64-28 (.696)

Hynes Athletics Center Records (1974-present)

608 games played

Overall - 451-157 (.742)
 Non-Conference Games - 200-54 (.787)
 MAAC Games - 251-99 (.717)

ALL-TIME MAAC STANDINGS

(CURRENT TEAMS BY WINS SINCE 2010-11)

School	2010-pres		ALL-TIME		FIRST SEAS
	W-L	PCT	W-L	PCT	
IONA	168-70	.706	445-267	.625	1981
Rider	138-110	.556	279-221	.558	1998
Siena	123-122	.502	345-270	.561	1989
Manhattan	115-132	.466	337-384	.467	1981
Canisius	117-124	.485	268-343	.439	1989
Saint Peter's	118-129	.478	340-381	.472	1981
Fairfield	112-136	.452	336-386	.465	1981
Niagara	105-140	.429	306-309	.498	1989
Quinnipiac	101-109	.481	101-109	.481	2013
MARIST	89-158	.360	203-296	.407	1998
Mt. St. Mary's	16-22	.421	16-22	.421	2022

INDIVIDUAL CAREER TOTALS

Player	G	Pts	Reb	Ast	Blk	Stl
Panzo	148	928	493	132	68	106
Brown	149	771	435	441	19	169
Tretout	79	762	211	143	23	75
Williams	101	716	349	102	16	71
Shema	83	434	291	84	77	40
Quigley	28	282	80	86	2	27
Aranguren	28	244	113	44	5	33
Adewale	28	86	93	10	19	8
Saunders	19	61	22	5	4	2
Bates	21	35	13	7	2	6
Brice	18	18	15	2	2	3
Chappali	1	0	0	0	0	0

DOUBLE DIGIT DYNAMICS

Games with: 23-24 22-23 Tot Rec

at least 10 points

Tretout	16	13	37	18-19
Quigley	15	-	15	7-8
Panzo	14	11	37	24-13
Aranguren	8	-	8	4-4
Brown	7	7	24	12-12
Shema	4	10	15	13-2
Adewale	1	-	1	0-1
Saunders	1	-	1	0-1
Williams	0	10	32	18-14

at least 20 points

Tretout	5	1	6	1-5
Panzo	3	1	5	5-0
Aranguren	3	-	3	2-1
Quigley	1	-	1	1-0
Brown	0	2	2	1-1
Williams	0	0	1	1-0

at least 30 points

Tretout	2	0	2	1-1
Panzo	0	1	1	1-0

at least 10 rebounds

Shema	1	2	5	5-0
Williams	0	3	4	2-2
Panzo	0	1	1	0-1

at least 10 assists (None)**Double-Doubles**

Shema	1	1	2	2-0
Williams	0	1	2	1-1

Leading Scorer (including ties)

Tretout	7	2	10	3-7
Panzo	6	4	10	7-3
Aranguren	3	-	3	2-1
Brown	1	5	7	2-5
Quigley	1	-	1	1-0
Saunders	1	-	1	0-1
Shema	1	0	1	0-1
Williams	0	2	7	5-2

Leading Rebounder (including ties)

Aranguren	6	-	6	1-5
Adewale	4	-	4	2-2
Tretout	3	1	4	1-3
Quigley	3	-	3	1-2
Williams	1	7	16	10-6
Panzo	1	7	13	8-5
Shema	1	5	8	7-1
Brown	1	3	6	3-3

Leading Assists (including ties)

Brown	12	18	69	24-45
Quigley	11	-	11	5-6
Tretout	7	6	17	7-10
Panzo	3	3	9	1-8
Aranguren	2	-	2	0-2
Williams	1	2	4	3-1
Shema	1	2	4	4-0

- A perennial Top 25 program in Division II, STAC won 209 games in nine seasons under Anderson, with five ECC regular season and six tournament titles.
- STAC reached the NCAA Division II tournament in each of his final seven seasons with an Elite 8 appearance in 2017 and Sweet 16 appearances in 2019, 2021 and 2022.
- He was a four-time ECC Coach of the Year (2015, 2016, 2021, 2022) and six-time Metropolitan Basketball Writers Association Division II Coach of the Year (2015, 2016, 2017, 2021, 2022, 2023).
- Prior to STAC, Anderson served as an assistant at Iona's MAAC-rival Siena for two seasons.
- Before his Siena, he was an established Division III head coach at Hamilton and Clarkson in upstate New York.
- Anderson graduated from Wesleyan in 1995 where he was a four-year starter, two-year captain, and is one of the top 10 leading scorers in school history.

HYNES DOMINANCE

- Iona had a 21-game Hynes Center winning streak snapped vs. Rider on Jan. 15, 2023.
- The 21-game streak tied the second longest home winning streak in program history, behind 2014-16 (26) and matching 1979-80 and 1951-53.
- The Gaels are **31-6** in the last two-plus seasons.
- Iona is **170-34 (.833)** since 2009.
- The Maroon & Gold snapped a seven-game non-conference home winning streak vs. Hofstra and are now **20-4 (.833)** over the last nine seasons.

MAAC ROAD WARRIORS

- Iona's loss at Saint Peter's snapped a seven-game MAAC regular season road winning streak. The stretch matched the fourth longest streak in program history.
- The program record is 11 over the course of three seasons from 1981-82 to 1983-84.

MAAC ROAD WIN STREAKS IONA

2/20/82 - 2/15/84	11
12/11/05 - 2/15/06	8
1/24/00 - 1/8/01	8
2/5/23 - 1/6/24	7
2/1/16 - 12/2/16	7
1/12/14 - 2/23/14	7

LET IT RAIN

- After **28 games**, Iona has made a three-pointer in **507** straight and **953** out of its last **955** games.
- In 2019-20, the Gaels eclipsed their previous program record of 386 straight from Jan. 5, 1994 - Dec. 16, 2006.
- The Gaels have failed to hit a three-pointer in just 18 of their **1,181** games played since the line was adopted for the 1986-87 season.

GOING DEEP

- Iona has posted 10 or more 3FG in **10** of its **28** games this season, posting a 7-3 record.
- Hitting the mark in **35.7%** of its games is the highest percentage since 2018-19 under former head coach Tim Cluess (42.4%).
- Since 2007, the highest single-season rate was 60.6%, or 22-of-33 games in 2013-14.
- Among the Gaels last five head coaches, this years rate ranks is second highest behind Cluess (41.7%) and ahead of Tra Arnold (31.0%), Rick Pitino (19.8%) and Kevin Willard (11.7%).

10+ 3FG MADE IN A GAME

Coach	10+	GP	PCT	W-L
Cluess	128	307	41.7%	101-27
Pitino	17	86	19.8%	13-4
Willard	11	94	11.7%	6-5
ANDERSON	10	28	35.7%	7-3
Arnold	9	29	31.0%	4-5

REGULAR SEASON CHAMPIONS

- Iona earned its 13th MAAC regular season championship last year, increasing its league record total.
- Iona has earned six regular season titles in the last 12 seasons.
- The Gaels regular season titles have come in 1982-83, 1983-84, 1984-85, 1995-96, 1996-97, 1997-98, 2000-01, 2011-12, 2013-14, 2014-15, 2018-19, 2021-22, 2022-23.

TOTAL MAAC REG. SEASON CHAMPIONSHIPS*

IONA	13	Saint Peter's	3
Siena	9	Canisius	2
Manhattan	6	Marist	2
Niagara	4	Quinnipiac	0
Rider	4	Mt. St. Mary's	0
Fairfield	3		

*-current members

GAELS SIGN THREE FOR 2024-25

- **Tobin Anderson** announced the signing of three student-athletes to NLI's for the 2024-25 season.
- **Justin Menard** (Haddam, CT) is a 6-3 point guard from St. Thomas More School. He is described as having great size for the point guard position and can score from all three levels. His basketball IQ and work-ethic have also been praised.
- **Jacob Hogarth** (Hillburn, NY) is a 6-9 versatile forward hailing from Rockland County. Hogarth is a versatile defender capable of altering shot and forcing turnovers. He moves well and is very strong in the post.
- **JoJo Wallace** (New Milford, CT) is a 6-3 scoring guard who also hails South Kent School. Described as a pure scorer, Wallace is another three-level scorer in the incoming class for the Gaels. He is great in transition and finishes well at the rim with both hands. He is the son of former Syracuse standout and seven-year NBA standout, John Wallace.

TALE OF THE TAPE

MAAC Rnk	Iona		Marist	MAAC Rnk
	13-15 / 8-9	Record / MAAC	16-10 / 11-6	
	5-5 (L4)	Last 10 Games (Streak)	7-3 (W1)	
	215/193/209	RPI*/NET*/KenPom	216/184/203	
5th	72.6	Scoring Offense	64.9	10th
5th	71.8	Scoring Defense	61.5	1st
7th	+0.8	Scoring Margin	+3.4	3rd
8th	.430	FG%	.443	5th
5th	.350	3-pt FG%	.357	3rd
9th	.654	FT%	.691	8th
9th	.461	Opponent FG%	.404	1st
7th	.344	Opponent 3-pt FG%	.313	1st
9th-10th	32.5-36.3	Rebounding	32.3-34.0	10th-5th
10th	-3.8	Rebound Margin	-1.7	9th
1st	14.4	Assists/game	12.3	9th
1st	10.6	Turnovers/game	12.0	4th
1st	9.3	Steals/game	7.2	6th
7th	3.1	Blocks/game	2.9	8th
1st	1.38	Assist/Turnover Ratio	1.02	7th
2nd	8.1	3FG Made	6.9	6th
219th	104.2	Adj. Off. Efficiency [^]	97.4	320th
204th	107.8	Adj. Def. Efficiency [^]	100.7	68th
160th	68.3	Tempo [^]	65.4	317th

[^]-from KenPom.com (rank in nation)
 *-from WarrenNolan.com (as of 3/2/24)

MAAC DOMINANCE

- Iona University is one of 15 schools in NCAA Division I to have an all-time winning record against every opponent in its league.
- One team in just under half of the 32 conferences holds stake to the claim:
 Amer. East - Vermont American - Cincinnati
 ACC - UNC A-Sun - Liberty
 Big 12 - Kansas Big Sky - Weber St.
 Big West - LBSU C-USA - UAB
 Ivy - Penn MAAC - Iona
 MEAC - Norfolk St. Pac-12 - UCLA
 SEC - Kentucky WCC - Gonzaga
 WAC - N. Mexico St.

JIMMY V TO THE RAFTERS

- Iona Athletics celebrated of recent Naismith Basketball Hall of Fame Inductee Jim Valvano with a recognition ceremony on Sunday, January 7, 2024. Iona raised to the rafters in his honor at halftime.
- Valvano served as head coach of the men's basketball program from 1975-1980, as Director of Athletics from 1977-1980, and was inducted into the Iona University Arrigoni Hall of Fame in 1994.
- Valvano led the Gaels to a 95-46 (.674) record in five seasons remains top-five all-time in program history in wins and win percentage.
- Valvano taught Iona to "Dare to Dream" while recruiting some of the Maroon & Gold's finest talent ever and the results showed.
- Iona's 1979-80 team finished 29-5, setting a program record for wins that stands to this day.
- The Gaels were ECAC Champions and defeated eventual national champion Louisville, 77-60, in front of sold-out Madison Square Garden in February 1980, while advancing to the second round of the NCAA Tournament before falling to Georgetown.

RICHIE GUERIN'S #14 HANGS IN THE RAFTERS

- Iona honored the legacy of **Richie Guerin '54** by retiring his number 14 on Jan. 31, 2014 the first ever in school history.
- Guerin is an Iona University Goal Club (1983), Marine Corps Sports (2004), and Naismith Memorial Basketball Hall of Fame (2013) inductee who starred for the Maroon & Gold from 1951-1954.
- He rewrote the basketball record books at Iona, scoring 1,375 points and graduated as the leading scorer in school history.
- A two-time All-Metropolitan selection with the Gaels, he scored a then school-record 40 points against John Carroll in 1954 and was the first Gael to score 40 or more points in a game.
- Following his playing days at Iona, Guerin played with the National Basketball Association's New York Knicks from 1956-1963 and was a player-coach of the St. Louis/Atlanta Hawks franchise for nine years.
- In 13 years as a professional player, Guerin accumulated 14,676 points (17.3 per game), 4,278 rebounds (5.1 per game), and 4,211 assists (5.0 per game) over 848 games.

GAEL GREATS

In addition to Naismith Hall of Famer **Richie Guerin '54**, here are additional significant names in Iona basketball history:

- Jim Valvano** - legendary head coach at Iona from 1975-80 who "Dared To Dream" to win a national championship with the Gaels and finally did in 1983, albeit with North Carolina State. Succumbed to cancer in 1993 eight weeks after an impassioned speech at the ESPY Awards that year which in which he announced creation of



MAAC OVERALL LEADERBOARD (as of 3/3/24)

TEAM RANKINGS

Scoring Offense	5th	72.6
Scoring Defense	5th	71.8
Scoring Margin	7th	+0.8
Free Throw Pct	9th	.654
Field Goal Percentages	8th	.430
Field Goal Pct Defense	9th	.461
3-Point Fg Pct	5th	.350
3-Point Fg Pct Defense	7th	.344
Rebounding Offense	9th	32.5
Rebounding Defense	10th	36.3
Rebounding Margin	10th	-3.8
Blocked Shots	7th	3.1
ASSISTS	1ST	14.4
STEALS	1ST	9.3
TURNOVER MARGIN	1ST	+5.2
ASSIST/TURNOVER RATIO	1ST	1.38
Offensive Rebounds	5th	11.1
Defensive Rebounds	11th	21.4
3-Point Fg Made	2nd	8.1
TURNOVERS	1ST	10.6
TURNOVERS FORCED	1ST	15.8

INDIVIDUAL RANKINGS

Sultan Adewale		
Blocked Shots	18th	.7
Jean Aranguren		
Steals	19th	1.1
Joel Brown		
Assists	6th	3.7
Steals	3rd	2.1
A/T RATIO	1ST	2.8
Wheza Panzo		
Steals	17th	1.2
3-Point FG Pct	11th	.367
3-Point FG Made	2nd	2.8
Blocked Shots	20th	.6
Minutes Played	16th	30.9
Jeremiah Quigley		
Scoring	25th	10.1
Assists	11th	3.1
Free Throw Pct	11th	.777
A/T Ratio	6th	2.0
Idan Tretout		
Scoring	8th	14.3
Assists	19th	2.4
Free Throw Pct	20th	.670
Steals	6th	1.7
3-Point FG Pct	15th	.361
3-Point FG Made	7th	2.1
Minutes Played	24th	27.6





MAAC CONFERENCE-ONLY LEADERBOARD

(as of 3/3/24)

TEAM RANKINGS

Scoring Offense	5th	73.2
Scoring Defense	7th	71.9
Scoring Margin	8th	+1.3
Free Throw Pct	10th	.647
Field Goal Percentages	6th	.437
Field Goal Pct Defense	10th	.468
3-Point Fg Pct	6th	.348
3-Point Fg Pct Defense	5th	.346
Rebounding Offense	11th	31.5
Rebounding Defense	10th	35.5
Rebounding Margin	10th	-4.1
Blocked Shots	6th	3.1
ASSISTS	1ST	14.9
STEALS	1ST	9.6
TURNOVER MARGIN	1ST	+6.2
ASSIST/TURNOVER RATIO	1ST	1.47
Offensive Rebounds	3rd	11.0
Defensive Rebounds	11th	20.5
3-Point Fg Made	2nd	7.7
TURNOVERS	1ST	10.4
TURNOVERS FORCED	1ST	16.8

INDIVIDUAL RANKINGS

Joel Brown

Field Goal Pct	17th	.473
Assists	4th	4.1
Steals	3rd	2.2
ASSIST/TURNOVER RATIO	1ST	2.7

Wheza Panzo

Steals	11th	1.4
3-Point FG Pct	10th	.388
3-Point FG Made	2nd	2.9
Blocked Shots	12th	.8
Minutes Played	18th	30.6

Jeremiah Quigley

Scoring	24th	10.9
Assists	15th	2.7
Free Throw Pct	9th	.773
Steals	24th	1.1

Osborn Shema

Blocked Shots	14th	.8
---------------	------	----

The V Foundation for Cancer Research and its motto, "Don't Give Up... Don't Ever Give Up."

• **Jeff Ruland '91** - All-American during his time at Iona and, two-time NBA All-Star with the Washington Bullets, Philadelphia 76ers and Detroit Pistons. Following his career, returned to Iona and served as head coach from 1998-2007 where he won three MAAC Championships.

• **Tim Cluess** - head coach from 2010-2020. At the helm during one of the Gaels' most successful decades in program history. Cluess won 199 games in nine seasons on the sideline including six NCAA appearances, five MAAC tournament championships, and four MAAC regular season titles. He is the all-time MAAC leader in MAAC tournament victories.

• **Pat Kennedy** - head coach from 1980-86. Went on to coach at Florida State, DePaul, Montana, and Towson following a highly successful tenure in New Rochelle.

• **Warren Isaac '65** - Iona's only 50-point scorer, Isaac played six seasons in Europe following his tenure at Iona. A New York City school legend, Isaac started for Power Memorial paving the way for NBA Hall of Famer Kareem Abdul-Jabbar a 1965 graduate of the high school.

• **Tim Welsh** - head coach from 1995-98 who went on to coach in the Big East with Providence for 10 seasons. Currently an ESPN college basketball analyst. Holds the highest career winning percentage ever at Iona.

• **Kevin Willard** - Iona coach from 2007-10, now head coach at Big 10's Maryland. Helped turn around a program which won two games in the season prior to his arrival to 20 wins in his final season in Maroon & Gold.

• **Steve Burt '84 & Steve Burt '06** - All-time NCAA father/son scoring leaders, both netting over 2,000 career points. Burt, the father, had a four-season NBA career and most notably appeared off the bench for the Phoenix Suns in the 1992 NBA Playoffs. He was inducted into the prestigious NYC Basketball Hall of Fame this past fall. Burt, the son, continues to play professionally in Europe.

• **Sean Green '91** - Played 84 NBA games over three seasons for the Indiana Pacers, Philadelphia 76ers and Utah Jazz from 1991-94. Currently a high school basketball coach in Southern California.

• **Scott Machado '12** - The last Gael to appear in an NBA game. Machado played in regular season NBA contests in 2012-13 with the Houston Rockets and postseason with the Golden State Warriors. Played the majority 2018-19 season in the NBA G-League for the South Bay Lakers and played four games with the Los Angeles Lakers. The MAAC & Iona's all-time assist leader. He currently plays professionally in Australia.

• **Bob Santini '53** - Iona's first NBA player, appeared in four games with the New York Knicks in 1955-56.

NOTABLE ALUMNI (ATHLETICS/POP CULTURE)

• **Brendan Malone '62** - longtime NBA assistant coach, last with the Detroit Pistons from 2014-16. Coach Malone passed away in October at age 88.

• **Don McLean** - Singer-songwriter noted most famous for his 1971 single "American Pie".

• **Dennis Leonard** - Kansas City Royals Hall of Famer and 12-year MLB veteran who won 20 games on three occasions from 1977-80. He was inducted in May 2015 into the New York Baseball Hall of Fame.

• **Kyle Flood '93** - Former head football coach at Rutgers, current offensive coordinator and offensive line coach at Texas.

• **Maggie Timoney '89** - The Iona women's basketball Hall of Famer recently became the first female CEO of Heineken USA.

• **Jason Motte** - Major League Baseball relief pitcher recorded the final out of the 2011 World Series with the world champion St. Louis Cardinals. Has also appeared in Major League games with the Chicago Cubs, Colorado Rockies and Atlanta Braves.

• **Leonard Korir '12** - a two time NCAA track and field champion while at Iona, Korir represented Team USA in the 2016 Rio Olympic Games in the 10,000-meter event. He is currently ranked as the top American marathon runner on WorldAthletics.org.

• **Ignacio Maganto** - was selected by the LA Galaxy with the 21st pick in the first round of the 2015 MLS SuperDraft, the first Major League Soccer draft pick in Iona history. Maganto scored his first MLS goal with the Galaxy in the spring of 2015.

• **Mariano Rivera III '15** - Earned his degree in May 2015 and was selected in the fourth round by the Washington Nationals.

• **Emma Hayes** - Iona's women's soccer coach from 2003-2005, Hayes was named the 10th full-time United States Women's Soccer National Team head coach in November 2023.

MAROON & GOLD ON FACEBOOK, TWITTER & INSTAGRAM

Follow Iona Athletics on your favorite social media sites at [@IonaGaels](#) and receive immediate updates on the Gaels. The men's basketball program can be found at [@IonaGaelsMBB](#). A list of student-athletes and coaches on social media can be found on the roster page in the game notes package.

IONA UNIVERSITY NOTES OF INTEREST

- Founded in 1940, Iona is inspired by the legacy of Blessed Edmund Rice and the Christian Brothers, embodying opportunity, justice and the liberating power of education.
- Building on its proud legacy, Iona officially became a University on July 1, 2022, turning the page to the next chapter ahead.
- With a total enrollment of nearly 4,000 students and an alumni base of over 50,000 around the world, Iona is a diverse community of learners and scholars.
- Iona University is a small Catholic liberal arts school that has emerged as an anomaly in higher education, with new-student enrollment spiking over 30 percent in three years.
- Iona students can expect small class sizes, engaged professors and a wide range of undergraduate and graduate programs within the School of Arts & Science, LaPenta School of Business NewYork-Presbyterian Iona School of Health Sciences and Hynes Institute for Entrepreneurship & Innovation.
- Iona now has two campuses in Westchester County, N.Y., just north of New York City. Iona's beautiful 45-acre campus in New Rochelle, N.Y., and new 28-acre campus in Bronxville, N.Y., are both just 30 minutes via Metro-North train to Midtown Manhattan.
- With the support of a \$20 million gift from NewYork-Presbyterian, Iona has established the NewYork-Presbyterian Iona School of Health Sciences on its new Bronxville campus, developing a premier new school in collaboration with one of the nation's top hospitals.
- The flagship building of Iona's new Bronxville campus has been named the Kelly Center for Health Sciences thanks to benefactors Al and Peggy Kelly. Both are double alumni and longtime Iona basketball fans; Al Kelly is formerly the CEO of Visa.
- Iona also continues to beautify its New Rochelle campus, where it opened a vibrant new green space called the "Murphy Green" in the heart of campus.

- In September 2021, Iona announced it was opening a new pilot campus in County Mayo, Ireland. Located within the historic Westport House Estate along the Atlantic coast, classes are set to begin Summer 2024.
- It pays to go to Iona: 92 percent of Iona graduates are employed full-time or enrolled in graduate school within six months of graduation. Iona is also in the top 4 percent nationwide for its long-term return on investment, according to Georgetown University's Center on Education and the Workforce.
- Iona is also widely recognized in prestigious rankings, including The Princeton Review's 2024 national list of "The Best 389 Colleges" and The Wall Street Journal/College Pulse's "2024 Best Colleges in America," which ranked Iona at #66 in the nation overall, #8 in the nation among Catholic schools, and #1 in New York State for student experience.
- Iona has added two new Division I Varsity programs in the last year – men's lacrosse and women's acrobatics & tumbling.
- Iona also continues to expand its Club Sports program, which is geared toward those with an interest in organized sports outside of Iona's rigorous Division I Athletics program, including a highly popular esports club team that was featured on Yahoo's In the Know.
- Tradition: Iona's world-renowned Pipe Band performs at major campus events, and even leads the University's march up Fifth Avenue in the New York City St. Patrick's Day parade.
- In 2023, Iona hired head coach Tobin Anderson after his historic win leading #16 FDU to beat #1 Purdue; he immediately became a beloved figure on campus inspiring the community on the court and off.
- Members of the Iona community are known as Gaels, who are people with Irish-Gaelic ancestry.
- Notable Iona alumni include Alfred F. Kelly Jr., CEO of Visa Inc.; Margaret C. Timoney, CEO of HEINEKEN USA; and musician Don McLean, most famous for his song "American Pie."



PRESIDENT SEAMUS CAREY, Ph.D.

- Seamus Carey, Ph.D., serves as the ninth president of Iona University.
- A Bronx native and first-generation college student, Carey began his Iona presidency in July 2019.
- Just a few months into his leadership, President Carey was among the first to contend with the COVID-19 pandemic. He swiftly closed campus in March due to Iona's proximity to the New Rochelle outbreak, shifting all learning to online platforms.
- Pushing to innovate and lead through the pandemic, Iona was also one of the first in the nation to resume in-person classes in August 2020.

- Propelling the University on a path of innovation, President Carey has since overseen the school's growth and expansion to include the acquisition of a new second campus in Bronxville, the launch of the NewYork-Presbyterian Iona School of Health Sciences and new programs inside and outside the classroom.
- President Carey also successfully led the transition to become Iona University, reflecting both the strength and diversity of its academic programs.
- New student enrollment is up over 30% under President Carey's leadership.



WHAT IS A GAEL?

- The symbol of Iona University's athletic teams is the popular Gael. A Gael is anyone of Irish-Gaelic ancestry, consistent with the Irish tradition of Iona.
- The University was founded in 1940 by the Congregation of Christian Brothers, commonly known as the Irish Christian Brothers.
- The Gael, which is depicted as a spunky character, provides Iona with a nickname consistent with the school motto, certa bonum certamen ("fight the good fight") and personifies strength.



IONA
UNIVERSITY

Tobin ANDERSON

Head Coach

Wesleyan '95 - First Season



THE ANDERSON FILE

Year at Iona:	First Season
Birth Date:	December 1, 1971
Age:	52
Hometown:	Truro, Iowa
Wife:	Jodi
Children:	Bryce and Aleza
High School:	Interstate 35 High School Truro, Iowa
College:	BA, Wesleyan University, 1995 MA, Florida State University, 1996

BASKETBALL COACHING EXPERIENCE

1996-97	Assistant Coach	Clarkson
1997-99	Assistant Coach	Le Moyne
1999-04	Head Coach	Clarkson
2004-11	Head Coach	Hamilton
2011-13	Assistant Coach	Siena
2013-22	Head Coach	St. Thomas Aquinas
2022-23	Head Coach	Fairleigh Dickinson
2023-Pres.	Head Coach	Iona University

AWARDS/ACCOLADES

2015	MBWA D-II Coach of the Year
2015	ECC Coach of the Year
2016	MBWA D-II Coach of the Year
2016	ECC Coach of the Year
2017	MBWA D-II Coach of the Year
2021	MBWA D-II Coach of the Year
2021	ECC Coach of the Year
2022	MBWA D-II Coach of the Year
2022	ECC Coach of the Year
2023	MBWA D-I Coach of the Year

Tobin Anderson enters his first season as head coach of the Iona University men's basketball program in 2023-24. He was appointed to the position on March 21, 2023. Anderson comes to New Rochelle after serving as head coach at Fairleigh Dickinson University where he led the No. 16 seeded Knights to the NCAA Tournament's second round after a stunning upset over No. 1 Purdue.

Anderson led the 2022-23 FDU squad to a 21-16 overall record and 10-6 in Northeast Conference play. The Knights earned the NEC's automatic bid and earned two wins in this year's NCAA Tournament, a First Four win over Texas Southern and the first-round win over the Boilermakers. It was just the second-ever win for a No. 16 seed over a No. 1 seed in tournament history. The year before Anderson's arrival, the Knights posted a 4-22 record.

Prior to FDU, Anderson had a highly successful coaching career at St. Thomas Aquinas, located less than 25 miles from Iona's New Rochelle Campus. In nine seasons, he turned STAC into a perennial Top 25 program in Division II after inheriting a team that won just five games prior to his hire. In total he led the Spartans to a 209-62 (.771) overall mark, earning five East Coast Conference regular season and six tournament titles. Anderson's STAC program reached the NCAA Division II tournament in each of his first seven seasons with an Elite 8 appearance in 2017 and Sweet 16 appearances in 2019, 2021 and 2022. A highlight of Anderson's first NCAA tournament season in 2015-16 was a 90-58, exhibition win over St. John's to open the campaign on November 4, 2015. Under Anderson, the Spartans posted a 128-30 (.810) mark in regular season ECC play. He was a four-time ECC Coach of the Year (2015, 2016, 2021, 2022) and five-time Metropolitan Basketball Writers Association

Division II Coach of the Year (2015, 2016, 2017, 2021, 2022).

Anderson got his first taste of Division I coaching, serving as an assistant at Iona's MAAC-rival Siena for two seasons from 2011-2013. Before his time at Siena, Anderson was an established head coach at the Division III level at Hamilton College and Clarkson University in upstate New York.

While at Hamilton, Anderson posted a 118-63 (.652) record in seven seasons. The Continentals reached the league tournament five times including a tournament championship and a trip to the NCAA D-III tournament. He guided his team to the second round of the NCAA tournament in 2006 and earned three regular season titles.

Anderson earned his first head coaching position at Clarkson University in Potsdam, NY. In his five years with the Golden Knights, he broke the school record for wins, with a 19-10 season in 2001-02. The team advanced to the ECAC regional championship game and was the third-most improved Division III men's basketball team from the previous season. Anderson's first team finished the 1999-00 season with a 14-12 record, the program's first winning season in 25 years and its first-ever post season bid.

To begin his coaching career, Anderson spent three years as an assistant coach; one year at Clarkson in 1996-97 and two years at Le Moyne College, from 1997-1999.

Anderson graduated from Wesleyan University in 1995 with a bachelor's degree in American Studies. He was a four-year starter, two-year captain, and is one of the top 10 leading scorers in school history. Anderson earned his master's in Athletic Administration from Florida State University in 1996. He is originally a native of Truro, Iowa. He and his wife Jodi have two children, Bryce and Alexa.

TOBIN ANDERSON HEAD COACHING RECORD

Year	School	Conference	Overall	Conf. (Pl.)	Postseason
1999-00	Clarkson	Liberty	14-12	6-6	
2000-01	Clarkson	Liberty	7-18	3-11	
2001-02	Clarkson	Liberty	19-10	9-5	
2002-03	Clarkson	Liberty	11-14	6-8	
2003-04	Clarkson	Liberty	16-12	9-5	
2004-05	Hamilton	Liberty	15-11	-	
2005-06	Hamilton	Liberty	23-5	12-2 (1st)	NCAA Second Round
2006-07	Hamilton	Liberty	19-7	11-3 (1st)	
2007-08	Hamilton	Liberty	17-9	9-5	
2008-09	Hamilton	Liberty	18-7	12-2 (1st)	
2009-10	Hamilton	Liberty	10-14	6-8	
2010-11	Hamilton	Liberty	16-10	9-5	
2013-14	St. Thomas Aquinas	East Coast	15-14	9-11 (5th)	
2014-15	St. Thomas Aquinas	East Coast	21-11	17-3 (1st)	
2015-16	St. Thomas Aquinas	East Coast	27-5	18-2 (1st)	NCAA Second Round
2016-17	St. Thomas Aquinas	East Coast	28-6	15-3 (1st)	NCAA Elite Eight
2017-18	St. Thomas Aquinas	East Coast	26-7	15-3 (2nd)	NCAA First Round
2018-19	St. Thomas Aquinas	East Coast	25-7	15-3 (2nd)	NCAA Sweet 16
2019-20	St. Thomas Aquinas	East Coast	25-5	13-3 (2nd)	NCAA Tournament
2020-21	St. Thomas Aquinas	East Coast	14-2	9-1 (1st)	NCAA Sweet 16
2021-22	St. Thomas Aquinas	East Coast	28-5	17-1 (1st)	NCAA Sweet 16
2022-23	Fairleigh Dickinson	Northeast	21-16	10-6 (2nd)	NCAA Second Round
2023-23	Iona	MAAC	13-15	8-9	
Clarkson (5 seas.)			67-66 (.504)	33-35 (.485)	
Hamilton (7 seas.)			118-63 (.652)	59-25 (.702)	
STAC (9 seas.)			209-62 (.771)	128-30 (.810)	
FDU (1 seas.)			21-16 (.568)	10-6 (.625)	
Iona (1 seas.)			13-15 (.464)	8-9 (.471)	
NCAA (23 seas.)			428-222 (.658)	238-105 (.694)	

CAREER STATISTICS FOR CURRENT PLAYERS

ADEWALE, Sultan

				Field Goals		3-Point		F-Throws		Rebounds									Scoring	
SEASON	TEAM	GP-GS	MIN/AVG	FG-FGA	FG%	3FG-3FGA	3FG%	FT-FTA	FT%	OFF	DEF	TOT	AVG	PF-FO	A	TO	BLK	STL	PTS	AVG
2023-24	Iona	28-13	400/14.3	33-74	.446	0-1	.000	20-30	.667	54	39	93	3.3	35-0	10	14	19	8	86	3.1
TOTAL		28-13	400/14.3	33-74	.446	0-1	.000	20-30	.667	54	39	93	3.3	35-0	10	14	19	8	86	3.1

ARANGUREN, Jean

				Field Goals		3-Point		F-Throws		Rebounds									Scoring	
SEASON	TEAM	GP-GS	MIN/AVG	FG-FGA	FG%	3FG-3FGA	3FG%	FT-FTA	FT%	OFF	DEF	TOT	AVG	PF-FO	A	TO	BLK	STL	PTS	AVG
2023-24	Iona	28-5	619/22.1	83-169	.491	27-62	.435	51-65	.785	40	73	113	4.0	49-1	44	43	5	32	244	8.7
TOTAL		28-5	619/22.1	83-169	.491	27-62	.435	51-65	.785	40	73	113	4.0	49-1	44	43	5	32	244	8.7

BATES IV, Alex

				Field Goals		3-Point		F-Throws		Rebounds									Scoring	
SEASON	TEAM	GP-GS	MIN/AVG	FG-FGA	FG%	3FG-3FGA	3FG%	FT-FTA	FT%	OFF	DEF	TOT	AVG	PF-FO	A	TO	BLK	STL	PTS	AVG
2023-24	Iona	21-0	178/8.5	13-43	.302	6-22	.273	3-6	.500	2	11	13	0.6	21-0	7	3	2	6	35	1.7
TOTAL		21-0	178/8.5	13-43	.302	6-22	.273	3-6	.500	2	11	13	0.6	21-0	7	3	2	6	35	1.7

BRICE, Isaac

				Field Goals		3-Point		F-Throws		Rebounds									Scoring	
SEASON	TEAM	GP-GS	MIN/AVG	FG-FGA	FG%	3FG-3FGA	3FG%	FT-FTA	FT%	OFF	DEF	TOT	AVG	PF-FO	A	TO	BLK	STL	PTS	AVG
2023-24	Iona	18-1	120/6.7	6-17	.353	2-4	.500	4-10	.400	3	12	15	0.8	19-0	2	2	2	3	18	1.0
TOTAL		18-1	120/6.7	6-17	.353	2-4	.500	4-10	.400	3	12	15	0.8	19-0	2	2	2	3	18	1.0

BROWN, Joel

				Field Goals		3-Point		F-Throws		Rebounds									Scoring	
SEASON	TEAM	GP-GS	MIN/AVG	FG-FGA	FG%	3FG-3FGA	3FG%	FT-FTA	FT%	OFF	DEF	TOT	AVG	PF-FO	A	TO	BLK	STL	PTS	AVG
2019-20	Cal	32-17	608/19.0	29-85	.341	8-26	.308	12-30	.400	5	58	63	2.0	59-1	56	34	4	14	78	2.4
2020-21	Cal	28-21	731/26.1	54-115	.470	12-31	.387	26-52	.500	18	56	74	2.6	75-4	88	53	1	39	146	5.2
2021-22	Cal	30-24	804/26.8	58-142	.408	6-26	.231	21-45	.467	19	85	104	3.5	73-2	97	56	3	27	143	4.8
2022-23	Cal	32-31	1040/32.5	85-208	.409	11-45	.244	39-72	.542	19	86	105	3.3	80-1	101	68	7	32	220	6.9
2023-24	Iona	27-26	670/24.8	72-155	.465	9-25	.360	31-61	.508	14	75	89	3.3	92-4	99	36	4	57	184	6.8
TOTAL FOR Iona		27-26	670/24.8	72-155	.465	9-25	.360	31-61	.508	14	75	89	3.3	92-4	99	36	4	57	184	6.8
TOTAL		149-119	3854/25.9	298-705	.423	46-153	.301	129-260	.496	75	360	435	2.9	379-12	441	247	19	169	771	5.2

CHAPPALI, Rohan

				Field Goals		3-Point		F-Throws		Rebounds									Scoring	
SEASON	TEAM	GP-GS	MIN/AVG	FG-FGA	FG%	3FG-3FGA	3FG%	FT-FTA	FT%	OFF	DEF	TOT	AVG	PF-FO	A	TO	BLK	STL	PTS	AVG
2023-24	Iona	1-0	1/0.9	0-0	.000	0-0	.000	0-0	.000	0	0	0	0.0	0-0	0	0	0	0	0	0.0
TOTAL		1-0	1/0.9	0-0	.000	0-0	.000	0-0	.000	0	0	0	0.0	0-0	0	0	0	0	0	0.0

PANZO, Wheza

				Field Goals		3-Point		F-Throws		Rebounds									Scoring	
SEASON	TEAM	GP-GS	MIN/AVG	FG-FGA	FG%	3FG-3FGA	3FG%	FT-FTA	FT%	OFF	DEF	TOT	AVG	PF-FO	A	TO	BLK	STL	PTS	AVG
2019-20	Stet	33-10	808/24.5	50-148	.338	26-83	.313	32-42	.762	28	101	129	3.9	60-0	26	19	17	23	158	4.8
2020-21	Stet	26-3	489/18.8	38-93	.409	28-65	.431	5-8	.625	23	50	73	2.8	41-0	19	15	9	14	109	4.2
2021-22	Stet	30-1	487/16.2	40-102	.392	34-88	.386	7-8	.875	18	56	74	2.5	22-0	11	9	6	9	121	4.0
2022-23	Stet	31-30	931/30.0	88-202	.436	76-162	.469	15-19	.789	23	120	143	4.6	53-0	34	12	18	26	267	8.6
2023-24	Iona	28-24	864/30.9	94-251	.375	77-210	.367	8-13	.615	17	57	74	2.6	59-1	42	12	18	34	273	9.8
TOTAL FOR Iona		28-24	864/30.9	94-251	.375	77-210	.367	8-13	.615	17	57	74	2.6	59-1	42	12	18	34	273	9.8
TOTAL		148-68	3580/24.2	310-796	.389	241-608	.396	67-90	.744	109	384	493	3.3	235-1	132	67	68	106	928	6.3

CAREER STATISTICS FOR CURRENT PLAYERS

QUIGLEY, Jeremiah

				Field Goals		3-Point		F-Throws		Rebounds				Scoring						
SEASON	TEAM	GP-GS	MIN/AVG	FG-FGA	FG%	3FG-3FGA	3FG%	FT-FTA	FT%	OFF	DEF	TOT	AVG	PF-FO	A	TO	BLK	STL	PTS	AVG
2023-24	Iona	28-13	751/26.8	96-240	.400	10-36	.278	80-103	.777	11	69	80	2.9	59-1	86	43	2	27	282	10.1
TOTAL		28-13	751/26.8	96-240	.400	10-36	.278	80-103	.777	11	69	80	2.9	59-1	86	43	2	27	282	10.1

SHEMA, Osborn

				Field Goals		3-Point		F-Throws		Rebounds				Scoring						
SEASON	TEAM	GP-GS	MIN/AVG	FG-FGA	FG%	3FG-3FGA	3FG%	FT-FTA	FT%	OFF	DEF	TOT	AVG	PF-FO	A	TO	BLK	STL	PTS	AVG
2020-21	Iona	10-0	129/12.9	12-21	.571	0-2	.000	7-10	.700	10	26	36	3.6	15-0	5	6	2	3	31	3.1
2021-22	Iona	21-1	221/10.5	26-42	.619	2-8	.250	14-21	.667	11	34	45	2.1	31-0	13	11	16	4	68	3.2
2022-23	Iona	34-29	893/26.3	93-188	.495	23-64	.359	29-43	.674	55	106	161	4.7	68-0	53	33	43	24	238	7.0
2023-24	Iona	18-15	348/19.3	33-83	.398	18-50	.360	13-17	.765	15	34	49	2.7	27-1	13	10	16	9	97	5.4
TOTAL		83-45	1590/19.2	164-334	.491	43-124	.347	63-91	.692	91	200	291	3.5	141-1	84	60	77	40	434	5.2

SAUNDERS, Dylan

				Field Goals		3-Point		F-Throws		Rebounds				Scoring						
SEASON	TEAM	GP-GS	MIN/AVG	FG-FGA	FG%	3FG-3FGA	3FG%	FT-FTA	FT%	OFF	DEF	TOT	AVG	PF-FO	A	TO	BLK	STL	PTS	AVG
2023-24	Iona	19-0	194/10.2	22-60	.367	14-47	.298	3-4	.750	6	16	22	1.2	23-0	5	4	4	2	61	3.2
TOTAL		19-0	194/10.2	22-60	.367	14-47	.298	3-4	.750	6	16	22	1.2	23-0	5	4	4	2	61	3.2

TRETOUT, Idan

				Field Goals		3-Point		F-Throws		Rebounds				Scoring						
SEASON	TEAM	GP-GS	MIN/AVG	FG-FGA	FG%	3FG-3FGA	3FG%	FT-FTA	FT%	OFF	DEF	TOT	AVG	PF-FO	A	TO	BLK	STL	PTS	AVG
2019-20	HU	16-0	119/7.5	22-50	.440	4-16	.250	13-17	.765	3	8	11	0.7	11-0	12	5	2	5	61	3.8
2021-22	HU	13-13	330/25.4	36-100	.360	10-43	.233	29-39	.744	11	28	39	3.0	22-0	19	26	8	9	111	8.5
2022-23	HU	27-15	629/23.3	87-201	.433	29-79	.367	58-81	.716	16	74	90	3.3	38-0	56	43	7	22	261	9.7
2023-24	Iona	23-19	637/27.7	107-272	.393	48-133	.361	67-100	.670	12	57	69	3.0	60-2	56	49	6	39	329	14.3
TOTAL FOR Iona		23-19	637/27.7	107-272	.393	48-133	.361	67-100	.670	12	57	69	3.0	60-2	56	49	6	39	329	14.3
TOTAL		79-47	1716/21.7	252-623	.404	91-271	.336	167-237	.705	42	167	209	2.6	131-2	143	123	23	75	762	9.6

WILLIAMS JR., Terrell

				Field Goals		3-Point		F-Throws		Rebounds				Scoring						
SEASON	TEAM	GP-GS	MIN/AVG	FG-FGA	FG%	3FG-3FGA	3FG%	FT-FTA	FT%	OFF	DEF	TOT	AVG	PF-FO	A	TO	BLK	STL	PTS	AVG
2020-21	SU	19-15	424/22.3	42-85	.494	14-31	.452	45-63	.714	18	49	67	3.5	40-2	30	29	5	11	143	7.5
2021-22	SU	31-31	826/26.6	115-235	.489	27-79	.342	47-67	.701	23	89	112	3.6	59-0	32	36	7	27	304	9.8
2022-23	SU	32-22	782/24.5	80-179	.447	21-62	.339	49-67	.731	26	109	135	4.2	60-0	30	32	4	25	230	7.2
2023-24	Iona	19-0	207/10.9	14-48	.292	1-13	.077	10-15	.667	10	25	35	1.8	25-0	10	16	0	8	39	2.1
TOTAL FOR Iona		19-0	207/10.9	14-48	.292	1-13	.077	10-15	.667	10	25	35	1.8	25-0	10	16	0	8	39	2.1
TOTAL		101-68	2239/22.2	251-547	.459	63-185	.341	151-212	.712	77	272	349	3.5	184-2	102	113	16	71	716	7.1

SEASON/CAREER HIGHS

#0 - ISAAC BRICE

Season High		Career High
4, 2x (at SPU, 1/5/24)	Points	4, 2x (at SPU, 1/5/24)
3, vs. SJU (12/16/23)	Rebounds	3, vs. SJU (12/16/23)
2, vs. BUF (11/22/23)	Field Goals	2, vs. BUF (11/22/23)
1, 2x (at SPU, 1/5/24)	3-Pt. FG	1, 2x (at SPU, 1/5/24)
1, 4x (at SPU, 1/5/24)	Free Throws	1, 4x (at SPU, 1/5/24)
1, 2x (vs. SPU, 2/18/24)	Assists	1, 2x (vs. SPU, 2/18/24)
1, 2x (vs. SFU, 12/10/23)	Blocks	1, 2x (vs. SFU, 12/10/23)
2, vs. SIE (11/29/24)	Steals	2, vs. SIE (11/29/24)
16, vs. BUF (11/22/23)	Minutes	16, vs. BUF (11/22/23)

#1 - WHEZA PANZO

Season High		Career High
23, at FFD (12/1/23)	Points	30, vs. WEB (12/10/22)
6, vs. FFD (2/2/24)	Rebounds	10, vs. LIP (2/24/23)
8, at FFD (12/1/23)	Field Goals	10, vs. WEB (12/10/22)
7, 2x (vs. MAN, 2/16/24)	3-Pt. FG	10, vs. WEB (12/10/22)
2, 2x (vs. MSM, 1/14/24)	Free Throws	7, vs. WCU (2/15/22)
5, at SPU (1/5/24)	Assists	5, at SPU (1/5/24)
2, 6x (at MSM, 2/25/24)	Blocks	3, 2x (vs. UNA, 2/2/23)
3, 3x (vs. FFD, 2/2/24)	Steals	4, vs. LIB (1/15/21)
37, 2x (at CAN, 2/10/24)	Minutes	45, vs. LIP (2/24/23)

#3 - JEREMIAH QUIGLEY

Season High		Career High
20, vs. FFD (2/2/24)	Points	20, vs. FFD (2/2/24)
7, 2x (at RID, 2/23/24)	Rebounds	7, 2x (at RID, 2/23/24)
8, at SIE (1/26/24)	Field Goals	8, at SIE (1/26/24)
2, 2x (vs. HOF, 12/6/23)	3-Pt. FG	2, 2x (vs. HOF, 12/6/23)
11, vs. RID (2/4/24)	Free Throws	11, vs. RID (2/4/24)
7, 2x (vs. MAN, 2/16/24)	Assists	7, 2x (vs. MAN, 2/16/24)
1, 2x (at RID, 2/23/24)	Blocks	1, 2x (at RID, 2/23/24)
3, at SPU (1/5/24)	Steals	3, at SPU (1/5/24)
38, vs. QUI (3/1/24)	Minutes	38, vs. QUI (3/1/24)

#4 - JEAN ARANGUREN

Season High		Career High
22, vs. COLG (12/21/23)	Points	22, vs. COLG (12/21/23)
8, 3x (vs. QUI, 3/1/24)	Rebounds	8, 3x (vs. QUI, 3/1/24)
9, at CAN (2/10/24)	Field Goals	9, at CAN (2/10/24)
3, vs. SFU (12/10/23)	3-Pt. FG	3, vs. SFU (12/10/23)
6, at QUI (1/21/24)	Free Throws	6, at QUI (1/21/24)
4, 3x (at QUI, 1/21/24)	Assists	4, 3x (at QUI, 1/21/24)
2, vs. SFU (12/10/23)	Blocks	2, vs. SFU (12/10/23)
4, vs. MSM (1/14/24)	Steals	4, vs. MSM (1/14/24)
30, at QUI (1/21/24)	Minutes	30, at QUI (1/21/24)

#5 - JOEL BROWN

Season High		Career High
17, vs. QUI (3/1/24)	Points	22, vs. OSU (3/4/23)
7, vs. SHU (11/10/23)	Rebounds	9, vs. OSU (2/9/22)
6, 2x (vs. QUI, 3/1/24)	Field Goals	9, vs. COLO (12/31/22)
1, 9x (vs. QUI, 3/1/24)	3-Pt. FG	3, vs. UNLV (11/12/19)
5, at NIA (2/8/24)	Free Throws	6, vs. OSU (3/4/23)
9, at RID (2/23/24)	Assists	9, 3x (at RID, 2/25/23)
1, 4x (vs. QUI, 3/1/24)	Blocks	2, at UCSD (11/15/22)
6, vs. MAR (11/29/23)	Steals	6, vs. MAR (11/29/23)
35, at MSM (2/25/24)	Minutes	46, vs. SUU (11/18/21)

#7 - IDAN TRETOUT

Season High		Career High
34, vs. SHU (11/10/23)	Points	34, vs. SHU (11/10/23)
6, at FFD (12/1/23)	Rebounds	7, at COL (2/17/23)
12, vs. SHU (11/10/23)	Field Goals	12, vs. SHU (11/10/23)
7, vs. SHU (11/10/23)	3-Pt. FG	7, vs. SHU (11/10/23)
9, vs. MAR (11/29/23)	Free Throws	9, 2x (vs. MAR, 11/29/23)
7, at FFD (12/1/23)	Assists	7, at FFD (12/1/23)
2, vs. QUI (3/1/24)	Blocks	4, vs. MIT (11/20/21)
5, vs. NIA (1/7/24)	Steals	5, vs. NIA (1/7/24)
35, 3x (at QUI, 1/21/24)	Minutes	40, vs. PRIN (2/25/23)

10 - TERRELL WILLIAMS JR.

Season High		Career High
9, vs. SFU (12/10/23)	Points	21, vs. APB (1/22/22)
7, vs. SFU (12/10/23)	Rebounds	11, vs. GRAM (3/11/21)
3, 2x (vs. HPU, 11/20/23)	Field Goals	9, vs. APB (1/22/22)
1, vs. FFD (2/2/24)	3-Pt. FG	3, 3x (at PV, 1/4/23)
5, vs. SFU (12/10/23)	Free Throws	7, at TSU (11/28/21)
2, 2x (at SIE, 1/26/24)	Assists	5, vs. MVSU (1/18/21)
0	Blocks	2, vs. Al. St. (2/7/22)
2, 2x (at CAN, 2/10/24)	Steals	3, 5x (vs. AA&M, 3/4/23)
24, vs. SFU (12/10/23)	Minutes	44, vs. GRAM (3/11/21)

#11 - SULTAN ADEWALE

Season High		Career High
11, vs. LBSU (11/21/23)	Points	11, vs. LBSU (11/21/23)
9, vs. SHU (11/10/23)	Rebounds	9, vs. SHU (11/10/23)
4, 3x (vs. SFU, 12/10/23)	Field Goals	4, 3x (vs. SFU, 12/10/23)
0	3-Pt. FG	0
4, vs. SPU (2/18/24)	Free Throws	4, vs. SPU (2/18/24)
2, vs. RID (2/4/24)	Assists	2, vs. RID (2/4/24)
3, 3x (vs. SFU, 12/10/23)	Blocks	3, 3x (vs. SFU, 12/10/23)
1, 8x (at MSM, 2/25/24)	Steals	1, 8x (at MSM, 2/25/24)
33, vs. SHU (11/10/23)	Minutes	33, vs. SHU (11/10/23)

#13 - ALEX BATES IV

Season High		Career High
9, at SIE (1/26/24)	Points	9, at SIE (1/26/24)
2, 2x (at CAN, 2/10/24)	Rebounds	2, 2x (at CAN, 2/10/24)
4, at SIE (1/26/24)	Field Goals	4, at SIE (1/26/24)
1, 6x (vs. MAN, 2/16/24)	3-Pt. FG	1, 6x (vs. MAN, 2/16/24)
1, 3x (at SIE, 1/26/24)	Free Throws	1, 3x (at SIE, 1/26/24)
2, at NIA (2/8/24)	Assists	2, at NIA (2/8/24)
1, 2x (vs. RID, 2/4/24)	Blocks	1, 2x (vs. RID, 2/4/24)
2, at NIA (2/8/24)	Steals	2, at NIA (2/8/24)
19, vs. HPU (11/20/23)	Minutes	19, vs. HPU (11/20/23)

#20 - ROHAN CHAPPALI

Season High		Career High
0	Points	0
0	Rebounds	0
0	Field Goals	0
0	3-Pt. FG	0
0	Free Throws	0
0	Assists	0
0	Blocks	0
0	Steals	0
1, vs. BUF (11/22/23)	Minutes	1, vs. BUF (11/22/23)

#23 - DYLAN SAUNDERS

Season High		Career High
16, vs. SJU (12/16/23)	Points	16, vs. SJU (12/16/23)
4, vs. HOF (12/6/23)	Rebounds	4, vs. HOF (12/6/23)
5, vs. SJU (12/16/23)	Field Goals	5, vs. SJU (12/16/23)
4, vs. SJU (12/16/23)	3-Pt. FG	4, vs. SJU (12/16/23)
2, vs. SJU (12/16/23)	Free Throws	2, vs. SJU (12/16/23)
2, vs. SJU (12/16/23)	Assists	2, vs. SJU (12/16/23)
2, vs. HOF (12/6/23)	Blocks	2, vs. HOF (12/6/23)
1, 2x (vs. SJU, 12/16/23)	Steals	1, 2x (vs. SJU, 12/16/23)
23, at CU (11/26/23)	Minutes	23, at CU (11/26/23)

#55 - OSBORN SHEMA

Season High		Career High
15, at SPU (1/5/24)	Points	17, vs. MSM (3/8/23)
10, vs. MSM (1/14/24)	Rebounds	10, 5x (vs. MSM, 1/14/24)
5, 2x (vs. MSM, 1/14/24)	Field Goals	7, at CAN (2/10/23)
4, at QUI (1/21/24)	3-Pt. FG	4, at QUI (1/21/24)
5, vs. RID (2/4/24)	Free Throws	5, 2x (vs. RID, 2/4/24)
3, 2x (vs. RID, 2/4/24)	Assists	6, vs. FFD (1/13/23)
3, 2x (vs. MSM, 1/14/24)	Blocks	4, 4x (vs. QUI, 1/29/23)
2, 3x (at NIA, 2/8/24)	Steals	2, 8x (at NIA, 2/8/24)
28, vs. RID (2/4/24)	Minutes	39, at MAN (1/20/23)

THE LAST TIME... (TEAM STATISTICS)

The Last Time	Iona	Gms Since	Opponent	Gms Since
Game Duration				
Played in Overtime	Iona 84, Manhattan 76 OT (1/20/23)	45	Iona 84, Manhattan 76 OT (1/20/23)	45
Won in Overtime	Iona 84, Manhattan 76 OT (1/20/23)	45	Niagara 100, Iona 91 OT (2/29/20)	119
Played in Double Overtime	Iona 87, Quinnipiac 82 2OT (2/2/18)	188	Iona 87, Quinnipiac 82 2OT (2/2/18)	188
Won in Double Overtime	Iona 87, Quinnipiac 82 2OT (2/2/18)	188	Manhattan 73, Iona 73 2OT (2/14/13)	355
Played in Triple Overtime	Canisius 90, Iona 88 3OT (1/30/05)	617	Canisius 90, Iona 88 3OT (1/30/05)	617
Won in Triple Overtime	Never (0-2)		Canisius 90, Iona 88 3OT (1/30/05)	617
Ranked Opponent				
Beat a Ranked Opponent	No. 18 Colorado 85, Iona 68 (11/26/23)	23		
Played a Ranked Opponent	Iona 72, No. 10 Alabama 68 (11/25/21)	91		
Score Margin				
Won by 15-19 points	21, vs. Manhattan (2/16/24)	10	18, Quinnipiac 82, Iona 64 (3/1/24)	1
Won by 20-29 points	20, Iona 85, Colgate 65 (12/21/23)	17	25, Saint Joseph's 83, Iona 58 (12/16/23)	18
Won by 30-39 points	33, Iona 93, Siena 60 (2/26/23)	35	31, Louisville 67, Iona 36 (12/29/07)	532
Won by 40-49 points	44, Iona 105, Bucknell 61 (12/2/00)	753	45, Colorado 99, Iona 54 (12/29/19)	137
Won by 50 points or more	50, Iona 126, Delaware State 76 (11/26/14)	309	50, No. 1 UConn 104, Iona 54 (12/20/03)	659
Score Total				
Scored 100 points or more	103, Iona 103, Monmouth 84 (1/3/19)	165	100, Niagara 100, Iona 91 OT (2/29/20)	119
Scored 90-99 points	94, Iona 94, Rider 93 (2/4/24)	8	93, Iona 94, Rider 93 (2/4/24)	8
Scored 80-89 points	87, Quinnipiac 91, Iona 87 (1/21/24)	11	82, Quinnipiac 82, Iona 64 (3/1/24)	1
Scored less than 60 points	53, Saint Peter's 59, Iona 53 (2/18/24)	4	59, Saint Peter's 59, Iona 53 (2/18/24)	4
Scored less than 50 points	49, Manhattan 72, Iona 49 (2/2/20)	127	48, Iona 72, Quinnipiac 48 (3/9/21)	101
Scored less than 40 points	39, Manhattan 52, Iona 39 (2/9/09)	488	39, Iona 62, Loyola (Md.) 39 (3/7/03)	667
Both teams scored less than 60	Saint Peter's 59, Iona 53 (2/18/24)	4		
Both teams scored less than 50	Iona 49, Saint Peter's 48 (2/28/10)	452		
Field Goal Percentage				
Shot 70.0% or better from the floor	70.0%, vs. Wagner (12/3/02)	690		
Shot 60.0-69.9% from the floor	64.7%, at Canisius (2/10/23)	40	60.8%, at Colorado (11/26/23)	23
Shot 55.0-59.9% from the floor	57.1%, at Saint Peter's (2/19/23)	37	56.5%, at Rider (2/23/24)	3
Shot 30-35.0% from the floor	31.7%, Saint Peter's 59, Iona 53 (2/18/24)	4	30.9%, vs. Saint Francis (12/10/23)	19
Shot 25.0-29.9% from the floor	27.7%, vs. Saint Joseph's (12/16/23)	18	27.6%, at Saint Peter's (2/19/23)	37
Shot less than 25.0% from the floor	23.7%, vs. St. Bonaventure (11/19/04)	634	23.7%, vs. St. Bonaventure (11/19/04)	634
Three Point Field Goals				
Made 24 or more three-point FGs	24, vs. Delaware State (11/26/14)*	309	Never	
Made 20-23 three-point FGs	20, at Holy Cross (12/19/17)	200	Never	
Made 19 three-point FG	19, vs. Fairfield (12/1/15)	275	Never	
Made 19 three-point FG	19, vs. Monmouth (3/8/15)	281		
Made 18 three-point FG	18, vs. Liberty (12/18/12)	372	Never	
Made 18 three-point FG	18, at Albany (11/23/10)	446		
Made 17 three-point FG	17, vs. Monmouth (1/26/20)	129	17, at Colorado (12/29/19)	137
Made 16 three-point FG	16, vs. Rider (1/14/18)	193	16, vs. Fairfield (1/5/19)	164
Made 15 three-point FG	15, vs. North Carolina (3/22/19)	144	15, vs. Saint Joseph's (12/16/23)	18
Made 10-14 three-point FG	12, at Rider (2/23/24)	3	10, at Canisius (2/10/24)	6
Did not make a three-pt. FG	0-10, at Marist (12/5/08)	507	0-12, vs. St. John's (12/17/17)	201
Free Throws				
Attempted 50 or more FT	50 (38-50), at Marist (1/28/05)	618	54 (38-54), vs. Niagara (3/6/04)	637
Attempted 40 or more FT	41 (24-41), vs. Marist (11/29/23)	22	42 (28-42), vs. Marist (11/29/23)	22
Made 35 or more FT	34 (34-40), vs. Canisius (3/9/13)	350	38 (38-54), vs. Niagara (3/6/04)	637
Made 30 or more FT	30 (30-35), vs. Marist (2/16/20)	123	45 (32-45), vs. Seattle (12/23/22)	52
Rebounds				
Had 55 or more rebounds	51, vs. Coppin State (12/23/20)	107	56, at Niagara (12/29/17)	198
Had 50-54 rebounds	50, vs. Belmont (11/26/21)	90	52, vs. North Carolina (3/22/19)	144
Had 45-49 rebounds	48, at Manhattan (1/20/23)	45	47, vs. Rider (2/4/24)	8
Had 40-44 rebounds	42, vs. Mount St. Mary's (3/8/23)	32	44, vs. Quinnipiac (3/1/24)	1
Had 25 or less rebounds	1, at Quinnipiac (1/21/24)	11	24, vs. Colgate (12/21/23)	17
Assists				
Had 35 or more assists	35, vs. Delaware State (11/26/14)*	309		
Had 30-34 assists	34, vs. Niagara (1/4/14)	335	30, at Yale (12/22/18)	167
Had 28-29 assists	29, vs. Marist (2/8/15)	290	28, at No. 1 UConn (12/20/03)	659
Had 25-27 assists	25, vs. Rider (2/4/24)	8	26, at Colorado (12/29/19)	137
Had 20-24 assists	21, vs. Manhattan (2/16/24)	5	20, vs. Quinnipiac (3/1/24)	1
Steals				
Made 15-19 steals	17, vs. Niagara (1/7/24)	14	16, at Monmouth (1/5/20)	135
Made 20 or more steals	20, at Loyola (Md.) (1/6/08)	529	19, vs. Wagner (12/4/01)	719
Turnovers				
Had 25 or more turnovers	27, vs. Monmouth (2/19/21)	103	25, vs. Long Beach State (11/19/18)	174
Had 20-24 turnovers	20, vs. Manhattan (2/12/21)	106	20, at Siena (1/26/24)	10
Had 6-10 turnovers	6, vs. Quinnipiac (3/1/24)	1	9, vs. UConn (3/17/23)	29
Had 5 or less turnovers	3, vs. Rider (2/4/24)	8	5, vs. Belmont (11/26/21)	90
Blocks				
Blocked 10 or more shots	11, vs. Quinnipiac (1/29/23)	43	10, vs. Saint Peter's (2/15/19)	152
Double Digit Scorers				
Seven or more players	vs. Niagara (1/4/14)	335		
Six players	vs. Marist (1/18/19)	161		
Five players	vs. Mount St. Mary's (1/14/24)	13	at Quinnipiac (1/21/24)	11
Four players	vs. Rider (2/4/24)	8	vs. Quinnipiac (3/1/24)	1
Zero Players	vs. Siena (12/7/09)	474	vs. Quinnipiac (3/9/21)	101

THE LAST TIME AN IONA PLAYER...

Points Scored

Scored 50 or more	50 – Warren Issac vs. Bates (Dec. 18, 1964)
Scored 45-49 points	45 – A.J. English vs. Monmouth (Jan. 15, 2016)
Scored 40-44 points	40 – Rickey McGill at Rider (Feb. 25, 2018)
Scored 35-39 points	35 – Greg Gordon vs. Fairfield (Feb. 2, 2024)
Scored 30-34 points	32 – Greg Gordon at Niagara (Feb. 8, 2024)
Scored 25-29 points	28 – Greg Gordon vs. Rider (Feb. 4, 2024)
Scored back-to-back 30+ point efforts	A.J. English at Monmouth, at Siena (Feb. 19-22, 2015)
Two players had at least 30 points	Mike Glover (34) and Scott Machado (33) vs. Saint Joseph's (Nov. 23, 2011)
Two players had at least 20 points	Greg Gordon (35) and Jeremiah Quigley (20) vs. Fairfield (Feb. 2, 2024)
Three players had at least 20 points	Asante Gist (23), Tajuan Agee (21), E.J. Crawford (21) vs. Princeton (Dec. 17, 2019)

Three-Point Field Goals

Hit more than 10 3-point field goals	13 – A.J. English vs. Fairfield (Dec. 1, 2015) (School/MAAC Record)
Hit 10 3-point field goals	10 – Sean Armand vs. Siena (Jan. 3, 2012)
Hit 9 3-point field goals	9 – Isaiah Williams vs. Monmouth (Mar. 8, 2015)
Hit 8 3-point field goals	8 – Deyshonee Much at Canisius (Feb. 5, 2016)
Hit 7 3-point field goals	7 – Wheza Panzo vs. Manhattan (Feb. 16, 2023)
Hit 6 3-point field goals	6 – Idan Tretout at Rider (Feb. 23, 2024)
Hit 5 3-point field goals	5 – Wheza Panzo at Rider (Feb. 23, 2024)

Free Throws

Made at least 10 free throws	11 – Jeremiah Quigley vs. Rider (Feb. 4, 2024)
Made at least 15 free throws	16 – Devon Clarke at Fairfield (Dec. 7, 2008)

Rebounds

Had 20 or more rebounds	20 – Jonathan Duck vs. Seton Hall (Nov. 24, 1990)
Had 18 or more rebounds	18 – David Laury at Marist (Feb. 20, 2015)
Had 17 or more rebounds	17 – Nelly Jr. Joseph vs. Manhattan (Feb. 17, 2023)
Had 15 or more rebounds	16 – Nelly Jr. Joseph at Fairfield (Feb. 5, 2023)
Two players had 10 rebounds or more	Walter Clayton Jr. (12) and Osborn Shema (10) vs. Saint Louis (Dec. 6, 2022)
Three players had 10 rebounds or more	Berrick JeanLouis (11), Dylan van Eyck (10), Osborn Shema (10) vs. Quinnipiac (Mar. 9, 2021)

Assists

Had 17 or more assists	17 – Danny Doyle vs. Fairfield (Feb. 19, 1994) (school record)
Had 16 assists	16 – Scott Machado vs. Manhattan (Jan. 12, 2012)
Had 15 assists	15 – Scott Machado vs. Nevada (Feb. 18, 2012)
Had 14 assists	14 – Rickey McGill vs. Canisius (Jan. 8, 2017)
Had 13 assists	13 – A.J. English vs. Monmouth (Feb. 14, 2014)
Had 12 assists	12 – Rickey McGill vs. Canisius (Jan. 21, 2018)
Had 11 assists	11 – Dylan van Eyck at Marist (Dec. 1, 2021)
Had 10 assists	10 – Daniss Jenkins vs. Marist (Mar. 5, 2023)
Had back-to-back 10+ assist efforts	Scott Machado (2 gms, Dec. 21-29, 2011)
Had three straight 10+ assist efforts	Scott Machado (5 gms, Nov. 17-28, 2011)
Had four straight 10+ assist efforts	Scott Machado (5 gms, Nov. 17-28, 2011)
Had five straight 10+ assist efforts	Scott Machado (5 gms, Nov. 17-28, 2011)

Steals

Had 10 or more steals	10 – Ricky Solver vs. Portland State (Nov. 25, 2005)
Had 9 steals	9 – Ricky Rivers vs. Akron (Dec. 4, 1993)
Had 8 steals	8 – Ricky Solver at Rider (Feb. 11, 2006)
Had 7 steals	7 – Walter Clayton Jr. vs. Siena (Feb. 26, 2023)
Had 6 steals	6 – Joel Brown vs. Marist (Nov. 29, 2023)
Had 5 steals	5 – Idan Tretout vs. Niagara (Jan. 7, 2024)

Blocks

Had 10 or more blocks	11 – Nakiea Miller vs. Fairfield (March 5, 2000)
Had 9 blocks	9 – Greg Jenkins vs. Manhattan (Jan. 25, 2004)
Had 8 blocks	8 – Nakiea Miller vs. St. Francis NY (Nov. 28, 2000)
Had 7 blocks	7 – Isaiah Williams at Manhattan (Feb. 28, 2014)
Had 6 blocks	6 – Nelly Jr. Joseph at Hofstra (Nov. 11, 2022)
Had 5 blocks	5 – Nelly Jr. Joseph vs. Marist (Jan. 2, 2022)

Double-Doubles

Registered a double-double	Greg Gordon (15p/12r) vs. Saint Peter's (Feb. 16, 2024)
Back-to-back double-doubles	Greg Gordon (2 gms, Feb. 8-10, 2024)
Three straight double-doubles	Greg Gordon (3 gms, Jan. 21-Feb. 2, 2024)
Four straight double-doubles	Nelly Jr. Joseph (11 gms, Dec. 25, 2022 - Feb. 5, 2023)
Five straight double-doubles	Nelly Jr. Joseph (11 gms, Dec. 25, 2022 - Feb. 5, 2023)
Ten straight double-doubles	Nelly Jr. Joseph (11 gms, Dec. 25, 2022 - Feb. 5, 2023)
0Eleven straight double-doubles	Nelly Jr. Joseph (11 gms, Dec. 25, 2022 - Feb. 5, 2023)
At least two players had a double-double	Daniss Jenkins (23p, 10a), Nelly Jr. Joseph (19p/12r) at Marist (Jan. 6, 2023)
Three or more players had a double-double	Mike Glover (13p/12r), Taaj Ridley (16p/12r), Scott Machado (14p/11a) vs. Purdue (Nov. 17, 2011)

IONA'S TRIPLE-DOUBLES...

Nakiea Miller (14p/10r/11b) vs. Fairfield (Mar. 5, 2000)
Scott Machado (10p/11r/10a) vs. Marist (Feb. 12, 2012)
Isaiah Washington (14p/10r/11a) at Canisius (Feb. 27, 2020)

IONA GAME-BY GAME TEAM STATISTICS

Opponent	Date	Score	L	Total		3-Pointers		Free throws		Rebounds				PF	A	TO	BLK	STL	PTS	AVG
				FG-FGA	PCT	3FG-3FGA	PCT	FT-FTA	PCT	OFF	DEF	TOT	AVG							
at Col. of Charleston	11/06/2023	69-71	L	29-70	.414	5-20	.250	6-8	.750	12	27	39	39.0	19	7	11	6	10	69	69.0
Sacred Heart	11/10/2023	88-81	W	31-64	.484	14-28	.500	12-24	.500	15	22	37	38.0	16	15	9	4	10	88	78.5
vs High Point	11/20/2023	68-82	L	22-58	.379	9-26	.346	15-21	.714	9	19	28	34.7	23	13	8	3	5	68	75.0
vs Long Beach St.	11/21/2023	76-80	L	28-65	.431	7-29	.241	13-18	.722	13	26	39	35.8	23	15	18	1	9	76	75.3
vs Buffalo	11/22/2023	89-64	W	34-65	.523	13-23	.565	8-11	.727	7	17	24	33.4	15	23	6	1	13	89	78.0
at Colorado	11/26/2023	68-85	L	24-57	.421	8-24	.333	12-17	.706	7	18	25	32.0	22	6	14	0	7	68	76.3
Marist	11/29/2023	64-68	L	19-46	.413	2-14	.143	24-41	.585	11	25	36	32.6	29	9	19	4	13	64	74.6
at Fairfield	12/01/2023	78-67	W	27-54	.500	10-18	.556	14-20	.700	13	26	39	33.4	17	17	15	0	8	78	75.0
Hofstra	12/06/2023	57-62	L	20-57	.351	10-28	.357	7-10	.700	13	24	37	33.8	16	15	13	4	8	57	73.0
Saint Francis (PA)	12/10/2023	61-54	W	19-55	.345	5-20	.250	18-25	.720	10	28	38	34.2	20	14	10	6	9	61	71.8
vs Saint Joseph's	12/16/2023	58-83	L	18-65	.277	7-30	.233	15-23	.652	17	18	35	34.3	17	13	11	1	13	58	70.5
Colgate	12/21/2023	85-65	W	31-57	.544	11-23	.478	12-15	.800	10	27	37	34.5	18	20	11	3	5	85	71.8
at Harvard	12/30/2023	69-60	W	27-61	.443	6-19	.316	9-19	.474	10	26	36	34.6	17	9	8	5	8	69	71.5
at Saint Peter's	01/05/2024	57-69	L	19-57	.333	8-29	.276	11-14	.786	5	20	25	33.9	24	15	11	6	12	57	70.5
Niagara	01/07/2024	73-75	L	31-62	.500	5-19	.263	6-14	.429	7	17	24	33.3	16	13	7	2	17	73	70.7
Mount St. Mary's	01/14/2024	87-70	W	34-65	.523	8-17	.471	11-18	.611	14	24	38	33.6	15	17	5	5	10	87	71.7
Canisius	01/19/2024	70-58	W	25-61	.410	10-27	.370	10-15	.667	10	20	30	33.4	15	17	8	4	8	70	71.6
at Quinnipiac	01/21/2024	87-91	L	31-63	.492	14-30	.467	11-13	.846	10	12	22	32.7	18	16	13	3	6	87	72.4
at Siena	01/26/2024	70-51	W	30-69	.435	5-22	.227	5-7	.714	14	22	36	32.9	17	20	5	2	8	70	72.3
Fairfield	02/02/2024	91-82	W	31-62	.500	8-24	.333	21-33	.636	17	21	38	33.2	17	13	12	4	9	91	73.3
Rider	02/04/2024	94-93	W	29-65	.446	10-27	.370	26-38	.684	10	18	28	32.9	25	25	3	4	11	94	74.2
at Niagara	02/08/2024	74-71	W	28-56	.500	4-14	.286	14-27	.519	6	24	30	32.8	20	9	11	3	9	74	74.2
at Canisius	02/10/2024	69-73	L	29-66	.439	3-12	.250	8-13	.615	12	23	35	32.9	15	10	12	2	12	69	74.0
Manhattan	02/16/2024	73-63	W	25-55	.455	11-27	.407	12-15	.800	10	22	32	32.8	14	21	12	4	12	73	74.0
Saint Peter's	02/18/2024	53-59	L	20-63	.317	4-14	.286	9-14	.643	20	17	37	33.0	19	13	14	2	8	53	73.1
at Rider	02/23/2024	75-78	L	27-62	.435	12-26	.462	9-15	.600	9	19	28	32.8	20	15	12	1	10	75	73.2
at Mount St. Mary's	02/25/2024	65-72	L	23-63	.365	9-31	.290	10-11	.909	7	20	27	32.6	22	12	8	2	6	65	72.9
Quinnipiac	03/01/2024	64-82	L	23-63	.365	8-25	.320	10-18	.556	12	18	30	32.5	13	12	6	5	4	64	72.6
Total		2032		734-1706	.430	226-646	.350	338-517	.654	310	600	910	32.5	522	404	292	87	260	2032	72.6
Opponents		2009		684-1485	.461	205-596	.344	436-589	.740	272	744	1016	36.3	436	383	438	111	153	2009	71.8

Iona Averages

Games Played	Points/game	FG Pct	3FG Pct	FT Pct	Rebounds/game	Assists/game	Turnovers/game	Assist/Turnover ratio	Steals/game	Blocks/game
28	72.6	43.0	35.0	65.4	32.5	14.4	10.4	1.4	9.3	3.1

OPPONENT GAME-BY GAME TEAM STATISTICS

Opponent	Date	Score	Total		3-Pointers		Free throws		Rebounds				PF	A	TO	BLK	STL	PTS	AVG	
			FG-FGA	PCT	3FG-3FGA	PCT	FT-FTA	PCT	OFF	DEF	TOT	AVG								
at Col. of Charleston	11/06/2023	69-71	L	25-59	.424	5-28	.179	16-20	.800	10	30	40	40.0	12	11	14	6	7	71	71.0
Sacred Heart	11/10/2023	88-81	W	31-61	.508	9-18	.500	10-17	.588	11	27	38	39.0	20	16	14	6	6	81	76.0
vs High Point	11/20/2023	68-82	L	22-49	.449	12-28	.429	26-30	.867	10	29	39	39.0	18	9	11	5	4	82	78.0
vs Long Beach St.	11/21/2023	76-80	L	27-57	.474	7-18	.389	19-30	.633	8	27	35	38.0	19	15	15	5	14	80	78.5
vs Buffalo	11/22/2023	89-64	W	21-50	.420	6-23	.261	16-20	.800	14	25	39	38.2	8	8	22	8	3	64	75.6
at Colorado	11/26/2023	68-85	L	31-51	.608	6-17	.353	17-23	.739	6	29	35	37.7	15	17	13	0	5	85	77.2
Marist	11/29/2023	64-68	L	18-44	.409	4-15	.267	28-42	.667	10	23	33	37.0	26	13	19	3	8	68	75.9
at Fairfield	12/01/2023	78-67	W	26-60	.433	8-26	.308	7-14	.500	14	18	32	36.4	19	12	17	1	6	67	74.8
Hofstra	12/06/2023	57-62	L	22-54	.407	11-29	.379	7-11	.636	12	25	37	36.4	10	16	13	7	7	62	73.3
Saint Francis (PA)	12/10/2023	61-54	W	17-55	.309	4-23	.174	16-24	.667	15	29	44	37.2	18	12	15	8	8	54	71.4
vs Saint Joseph's	12/16/2023	58-83	L	26-50	.520	15-30	.500	16-24	.667	8	34	42	37.6	18	15	16	3	5	83	72.5
Colgate	12/21/2023	85-65	W	23-51	.451	7-20	.350	12-22	.545	7	17	24	36.5	13	16	11	2	4	65	71.8
at Harvard	12/30/2023	69-60	W	18-49	.367	5-21	.238	19-25	.760	9	30	39	36.7	18	12	15	4	4	60	70.9
at Saint Peter's	01/05/2024	57-69	L	19-47	.404	9-17	.529	22-25	.880	8	29	37	36.7	13	13	19	2	3	69	70.8
Niagara	01/07/2024	73-75	L	24-49	.490	8-17	.471	19-24	.792	12	29	41	37.0	13	9	20	0	3	75	71.1
Mount St. Mary's	01/14/2024	87-70	W	25-56	.446	8-22	.364	12-14	.857	9	21	30	36.6	14	16	11	4	3	70	71.0
Canisius	01/19/2024	70-58	W	23-48	.479	3-17	.176	9-15	.600	6	29	35	36.5	12	12	19	2	4	58	70.2
at Quinnipiac	01/21/2024	87-91	L	33-56	.589	5-16	.313	20-22	.909	8	19	27	35.9	14	15	14	3	8	91	71.4
at Siena	01/26/2024	70-51	W	18-48	.375	6-27	.222	9-14	.643	10	27	37	36.0	8	8	20	6	3	51	70.3
Fairfield	02/02/2024	91-82	W	29-65	.446	12-36	.333	12-15	.800	16	15	31	35.8	21	16	14	1	5	82	70.9
Rider	02/04/2024	94-93	W	28-61	.459	10-24	.417	27-29	.931	15	32	47	36.3	25	19	14	5	2	93	72.0
at Niagara	02/08/2024	74-71	W	27-54	.500	6-21	.286	11-18	.611	8	29	37	36.3	21	14	16	5	6	71	71.9
at Canisius	02/10/2024	69-73	L	25-54	.463	10-22	.455	13-21	.619	10	29	39	36.4	15	13	19	7	5	73	72.0
Manhattan	02/16/2024	73-63	W	23-50	.460	6-17	.353	11-16	.688	8	22	30	36.2	11	17	17	3	6	63	71.6
Saint Peter's	02/18/2024	53-59	L	18-41	.439	6-14	.429	17-20	.850	5	27	32	36.0	17	13	17	3	9	59	71.1
at Rider	02/23/2024	75-78	L	26-46	.565	7-18	.389	19-25	.760	2	29	31	35.8	10	15	18	5	8	78	71.3
at Mount St. Mary's	02/25/2024	65-72	L	26-54	.481	3-12	.250	17-20	.850	7	34	41	36.0	10	11	14	1	4	72	71.4
Quinnipiac	03/01/2024	64-82	L	33-66	.500	7-20	.350	9-9	1.000	14	30	44	36.3	18	20	11	6	3	82	71.8
Total		2009		684-1485	.461	205-596	.344	436-589	.740	272	744	1016	36.3	436	383	438	111	153	2009	71.8
Iona		2032		734-1706	.430	226-646	.350	338-517	.654	310	600	910	32.5	522	404	292	87	260	2032	72.6

Opponents Averages

Games Played	Points/game	FG Pct	3FG Pct	FT Pct	Rebounds/game	Assists/game	Turnovers/game	Assist/Turnover ratio	Steals/game	Blocks/game
28	71.8	46.1	34.4	74.0	36.3	13.7	15.6	0.9	5.5	4.0

GAELS BY THE NUMBERS... (LAST FOUR SEASONS IN PARENTHESIS)

Iona Record:

Overall	13-15 (77-37)
MAAC	8-9 (48-18)
At the Hynes Athletics Center	8-5 (36-8)
On the Road	4-7 (23-19)
Neutral Sites	1-3 (18-10)
MAAC Home Games	5-4 (27-6)
MAAC Away Games	3-5 (21-12)
MAAC Neutral Games	0-0 (0-0)
Leading at the half	10-3 (57-11)
Trailing at the half	2-11 (14-23)
Tied at the half	1-1 (6-3)
Overtime	0-0 (3-0)
After a win	5-8 (53-24)
After a loss	8-7 (24-12)

Day of the Week:

Sunday	3-6 (20-12)
Monday	0-2 (1-3)
Tuesday	0-1 (10-2)
Wednesday	1-2 (5-5)
Thursday	1-0 (3-2)
Friday	7-3 (28-8)
Saturday	1-1 (10-5)

Month:

November	2-5 (10-10)
December	4-2 (20-6)
January	3-3 (16-7)
February	4-4 (21-8)
March	0-1 (10-6)

Tip-off Time

Day games	5-8 (28-18)
Night games (after 5 p.m.)	8-7 (49-19)

When Iona Scores

Less than 50 points	0-0 (0-0)
50-59 points	0-4 (2-8)
60-69 points	2-7 (6-13)
70-79 points	5-3 (37-13)
80-89 points	4-1 (24-3)
90-99 points	2-0 (8-0)
More than 99 points	0-0 (0-0)

When Opponent Scores:

Less than 50 points	0-0 (2-0)
50-59 points	3-1 (25-1)
60-69 points	5-3 (29-6)
70-79 points	2-5 (15-14)
80-89 points	2-5 (5-14)
90-99 points	1-1 (1-2)
More than 99 points	0-0 (0-0)

When Iona's FG Percentage is:

Less than 35%	1-3 (3-5)
35-39.9%	0-4 (4-11)
40-44.9%	4-6 (23-10)
45-49.9%	2-1 (24-8)
50% or higher	6-1 (23-3)

When Opponents' FG Percentage is:

Less than 35%	1-0 (15-1)
35-39.9%	2-0 (28-0)
40-44.9%	4-6 (15-13)
45-49.9%	4-4 (13-11)
50% or higher	2-5 (6-12)

When Iona's 3FG Percentage is:

Less than 35%	5-12 (35-25)
35% or greater	8-3 (42-12)
35-39.9%	2-1 (13-3)
40-44.9%	1-0 (8-3)
45-49.9%	2-2 (13-3)
50% or higher	3-0 (8-3)

When Opponents' FG Percentage is:

Less than 35%	8-4 (62-15)
35% or greater	5-11 (15-22)
35-39.9%	3-5 (9-6)
40-44.9%	1-2 (3-7)
45-49.9%	0-2 (0-5)
50% or higher	1-2 (3-4)

At the Free Throw Line:

When Iona makes more FTs	7-1 (46-4)
When Iona shoots more FTs	7-1 (45-6)
When opponents make more FTs	5-13 (29-31)
When opponents shoot more FTs	5-14 (29-30)
When free throws made are equal	1-1 (2-2)
When free throws shot are equal	1-0 (3-1)

From Behind the Arc:

When Iona makes more threes	8-5 (50-13)
When opponents make more threes	3-8 (20-20)
Three pointers are equal	2-2 (7-4)

Rebounds:

When Iona out rebounds opponent	5-3 (47-9)
When opponent out rebounds Iona	8-11 (29-26)
When rebounds are equal	0-1 (1-2)

Assists:

When Iona has more assists	9-5 (63-11)
When opponent has more assists	4-7 (11-23)
When assists are equal	0-3 (3-3)

Turnovers:

When Iona has more TOs	0-2 (19-14)
When opponent has more TOs	12-11 (51-21)
When turnovers are equal	1-2 (7-2)

Margin of Victory/Loss:

1 point	1-0 (2-2)
2 points	0-2 (1-3)
4 points or less	2-7 (10-13)
5-9 points	4-3 (22-10)
Less than 10	6-10 (32-23)
10 or more	7-5 (45-14)
10-14 points	3-2 (13-6)
15-19 points	2-2 (12-4)
20 or more points	2-1 (20-4)

Uniform Color

White	5-6 (34-11)
Maroon	3-5 (18-12)
Gold	4-3 (18-12)
Grey	1-1 (7-2)

Assists:

	Iona	Opponent
Less than 10	2-3 (7-8)	2-2 (25-4)
10-14	2-7 (19-18)	5-6 (40-13)
15-19	4-5 (31-11)	6-6 (12-16)
15+	9-5 (51-11)	6-7 (12-20)
20+	5-0 (20-0)	0-1 (0-4)
25+	1-0 (2-0)	0-0 (0-0)
30+	0-0 (0-0)	0-0 (0-0)

3-Pt Field Goals:

	Iona	Opponent
Less than 5	1-3 (11-8)	2-2 (20-4)
Less than 10	6-12 (57-30)	11-11 (70-30)
5-9	5-9 (46-22)	9-9 (50-26)
10-14	7-3 (20-7)	2-3 (7-6)
15-19	0-0 (0-0)	0-1 (0-1)
10+	7-3 (20-7)	2-4 (7-7)
15+	0-0 (0-0)	0-1 (0-1)
20+	0-0 (0-0)	0-0 (0-0)

Turnovers:

	Iona	Opponent
Less than 5	1-0 (1-0)	0-0 (0-0)
Less than 10	7-4 (21-8)	0-0 (5-6)
5-9	6-4 (20-8)	0-0 (5-6)
10-14	5-9 (40-16)	5-7 (33-18)
15-19	1-2 (14-12)	6-7 (31-10)
10+	6-11 (56-29)	13-15 (72-31)
15+	1-2 (16-13)	8-8 (39-13)
20+	0-0 (2-1)	2-1 (8-3)

Free Throw Made:

	Iona	Opponent
Less than 10	3-6 (14-13)	3-2 (25-3)
10-14	7-6 (28-17)	6-1 (26-8)
15-19	1-2 (19-4)	3-8 (15-15)
10+	10-9 (63-24)	10-13 (52-34)
15+	3-3 (35-7)	4-12 (26-26)
20+	2-1 (16-3)	1-4 (11-11)

Free Throw Att:

	Iona	Opponent
Less than 10	1-1 (3-3)	0-1 (5-2)
10-14	1-7 (11-13)	3-1 (19-3)
15-19	5-4 (19-14)	5-0 (21-5)
10+	12-14 (74-34)	13-14 (72-35)
15+	11-7 (63-21)	10-13 (53-32)
20+	6-3 (44-7)	5-13 (32-27)

Free Throw Pct:

	Iona	Opponent
50-59.9%	2-2 (6-11)	3-0 (11-1)
60-69.9%	4-4 (16-6)	5-5 (28-10)
70-79.9%	6-7 (34-17)	1-3 (16-13)
80-89.9%	2-1 (18-10)	3-5 (12-10)
90-100%	0-1 (5-1)	1-2 (3-3)
Less than 75%	11-11 (47-24)	8-6 (54-16)
75% or greater	2-4 (30-13)	5-9 (23-21)

Margin:

	Rebound	Turnover
+15 or more	0-0 (4-1)	2-0 (2-0)
+10 to +15	1-0 (10-1)	2-1 (3-1)
+5 to +10	3-1 (20-1)	6-6 (29-8)
+3 to +4	0-2 (6-4)	0-3 (6-7)
+1 to +2	1-0 (7-2)	2-1 (11-5)
Even	0-1 (1-2)	1-2 (7-2)
-1 to -2	2-2 (8-5)	0-1 (8-4)
-3 to -4	1-1 (7-3)	0-1 (7-6)
-5 to -10	3-3 (10-7)	0-0 (3-4)
-10 to -15	0-4 (2-7)	0-0 (1-0)
-15 or more	2-1 (2-4)	0-0 (0-0)

SUPERLATIVES

Individual Superlatives	IONA HIGHS	OPPONENT HIGHS
Points, Game:	35, Greg Gordon, vs. Fairfield (2/2/24)	28, DJ Dudley, vs. Rider (2/4/24)
Points, 1st Half:	19, Idan Tretout, vs. Sacred Heart (11/10/23)	16, 2x (Tre Dinkins), at Canisius (2/10/23)
Points, 2nd Half:	22, Greg Gordon, vs. Rider (2/4/24)	24, DJ Dudley, vs. Rider (2/4/24)
Points, Overtime:		
Field Goals Made:	15, Greg Gordon, at Niagara (2/8/24)	9, 5x (DeShayne Montgomery), at Mount St. Mary's (2/25/24)
Field Goals Attempted:	23, Greg Gordon, at Charleston (11/6/23)	19, Caleb Fields, vs. Fairfield (2/2/24)
FG Pct. (min. 10 att.):	72.2% (13-18), Greg Gordon, vs. Fairfield (2/2/24)	80.0% (8-10), Dre Bullock, at Niagara (2/8/24)
FG Pct. (min. 5 att.):	88.9% (8-9), Jean Aranguren, vs. Colgate (12/21/23)	85.7% (6-7), Tristen da Silva, at Colorado (11/26/23)
3-Point FG Made:	7, 3x (Wheza Panzo), vs. Manhattan (2/16/24)	6, 2x (Caleb Fields), vs. Fairfield (2/2/24)
3-Point FG Attempted:	14, Wheza Panzo, vs. Long Beach St. (11/21/23)	14, Caleb Fields, vs. Fairfield (2/2/24)
3-FG% (4 att.):	83.3% (5-6), Wheza Panzo, vs. Buffalo (11/22/23)	80.0% (4-5), Marcus Randolph, vs. Saint Peter's (2/18/23)
Free Throws Made:	11, Jeremiah Quigley, vs. Rider (2/4/24)	13, DJ Dudley, vs. Rider (2/4/24)
Free Throws Attempted:	17, Idan Tretout, vs. Marist (11/29/23)	14, DJ Dudley, vs. Rider (2/4/24)
FT% (10 att.):	80.0% (8-10), Jeremiah Quigley, vs. Saint Francis (12/10/23)	92.9% (13-14), DJ Dudley, vs. Rider (2/4/24)
FT% (7 att.):	100% (7-7), 2x (Jeremiah Quigley), vs. Fairfield (2/2/24)	100% (9-9), Corey Washington, vs. Saint Peter's (2/18/23)
Rebounds:	14, Greg Gordon, at Charleston (11/6/23)	18, Tariq Ingraham, vs. Rider (2/4/24)
Off. Rebounds:	8, Greg Gordon, at Siena (1/26/23)	6, Tariq Ingraham, vs. Rider (2/4/24)
Def. Rebounds:	8, 3x (Greg Gordon), at Niagara (2/8/24)	14, vs. Canisius (1/19/24), vs. Canisius (1/19/24)
Assists:	9, Joel Brown, at Rider (2/23/24)	12, 2x (Savion Lewis), vs. Quinnipiac (3/1/24)
Turnovers:	7, Idan Tretout, vs. Marist (11/29/23)	7, 2x (TJ Gadsden), vs. Canisius (1/19/24)
Blocks:	3, 6x (Greg Gordon), vs. Fairfield (2/2/24)	5, Sy Chatman, vs. Buffalo (11/22/23)
Steals:	6, Joel Brown, vs. Marist (11/29/23)	4, 5x (Cam Gregory), vs. Saint Francis (12/10/23)
Minutes Played:	38, Jeremiah Quigley, vs. Quinnipiac (3/1/24)	40, 6x (Joshua Reaves), at Mount St. Mary's (2/25/24)

Team Superlatives	IONA HIGH	IONA LOW	OPPONENT HIGH	OPPONENT LOW
Points	94, vs. Rider	53, vs. Saint Peter's	93, vs. Rider	51, at Siena
Points (1st Half)	48, vs. Colgate	19, at Saint Peter's	46, at Charleston	16, at Siena
Points (2nd Half)	56, vs. Rider	29, at Siena	55, vs. Rider	25, at Charleston
Victory Margin	25, vs. Buffalo	1, vs. Rider	25, vs. Saint Joseph's	2, 2x (vs. Niagara)
Field Goals Made	34, 2x (vs. Mount St. Mary's)	18, vs. Saint Joseph's	33, 2x (vs. Quinnipiac)	17, vs. Saint Francis
Field Goals Att.	70, at Charleston	46, vs. Marist	66, vs. Quinnipiac	41, vs. Saint Peter's
Field Goal Pct.	54.4%, vs. Colgate	27.7%, vs. Saint Joseph's	60.8%, at Colorado	30.9%, vs. Saint Francis
First Half FG%	63.0%, vs. Colgate	25.0%, 2x (at Saint Peter's)	60.9%, at Colorado	22.6%, vs. Saint Francis
Second Half FG%	63.6%, 2x (vs. Manhattan)	30.3%, vs. Saint Joseph's	70.4%, at Quinnipiac	30.8%, at Charleston
3-Pt FG Made	14, 2x (at Quinnipiac)	2, vs. Marist	15, vs. Saint Joseph's	3, 2x (at Mount St. Mary's)
3-Pt FG Attempted	31, at Mount St. Mary's	12, at Canisius	36, vs. Fairfield	12, at Mount St. Mary's
3-Pt FG%	56.5%, vs. Buffalo	14.3%, vs. Marist	52.9%, at Saint Peter's	17.4%, vs. Saint Francis
Free Throws Made	26, vs. Rider	5, at Siena	28, vs. Marist	7, 2x (vs. Hofstra)
Free Throws Att.	41, vs. Marist	7, at Siena	42, vs. Marist	9, vs. Quinnipiac
Free Throw %	90.9%, at Mount St. Mary's	42.9%, vs. Niagara	100%, vs. Quinnipiac	50.0%, at Fairfield
Offensive Rebounds	20, vs. Saint Peter's	6, at Niagara	16, vs. Fairfield	2, at Rider
Defensive Rebounds	28, vs. Saint Francis	17, 3x (vs. Saint Peter's)	34, 2x (at Mount St. Mary's)	15, vs. Fairfield
Rebounds	39, 3x (at Fairfield)	24, 2x (vs. Niagara)	47, vs. Rider	24, vs. Colgate
Assists	25, vs. Rider	6, at Colorado	20, vs. Quinnipiac	8, 2x (at Siena)
Turnovers	19, vs. Marist	3, vs. Rider	22, vs. Buffalo	11, 4x (vs. Quinnipiac)
Steals	17, vs. Niagara	4, vs. Quinnipiac	14, vs. Long Beach St.	2, vs. Rider
Blocked Shots	6, 3x (at Saint Peter's)	0, 2x (at Fairfield)	8, 2x (vs. Saint Francis)	0, 2x (vs. Niagara)
Possessions	78, vs. Long Beach St.	61, vs. Hofstra	78, vs. Long Beach St.	61, vs. Hofstra
Double Digit Scorers	5, 3x (vs. Mount St. Mary's)	2, 10x (vs. Saint Peter's)	5, 3x (at Quinnipiac)	1, at Siena

IONA POINTS-REBOUNDS-ASSISTS

Opponent	Date	Score		0	1	2	3	4	5	7	10	11	13	20
				BRICE, ISAA	PANZO, WHEZ	GORDON, GRE	QUIGLEY, JE	ARAGUREN, BROWN, JOEL	TRETOUT, ID	WILLIAMS J	ADEWALE, SU	BATES IV, A	CHAPPALI, R	
at Col. of Charleston	11/06/2023	69-71	L	0-0-0	6-2-0	18-14-2	12-4-2	5-6-1	4-2-2	17-3-0	7-2-0	0-2-0	0-1-0	DNP
Sacred Heart	11/10/2023	88-81	W	0-0-0	12-1-1	8-3-0	9-2-4	2-6-1	10-7-5	34-2-2	0-3-1	8-9-1	0-0-0	DNP
vs High Point	11/20/2023	68-82	L	1-2-0	18-0-0	3-3-0	11-6-6	8-2-1	7-2-3	5-0-1	7-4-1	0-1-0	5-0-1	DNP
vs Long Beach St.	11/21/2023	76-80	L	DNP	12-5-0	12-11-2	2-1-1	16-5-2	6-1-3	17-4-5	0-3-1	11-5-0	0-0-0	DNP
vs Buffalo	11/22/2023	89-64	W	4-2-1	20-1-1	16-4-2	4-1-5	10-2-4	6-3-7	11-1-2	0-0-0	8-5-1	4-1-0	0-0-0
at Colorado	11/26/2023	68-85	L	2-2-0	3-3-1	19-2-0	11-1-1	6-3-0	DNP	18-3-2	0-2-2	0-3-0	0-1-0	DNP
Marist	11/29/2023	64-68	L	1-2-0	3-3-2	14-7-1	10-4-1	2-2-1	13-6-1	14-3-2	2-1-0	2-2-1	DNP	DNP
at Fairfield	12/01/2023	78-67	W	1-2-0	23-4-1	8-6-0	8-1-3	9-4-1	8-4-4	12-6-7	0-1-0	7-5-1	DNP	DNP
Hofstra	12/06/2023	57-62	L	3-0-0	15-3-1	7-3-0	6-6-3	12-8-4	0-1-2	2-3-4	0-0-0	4-6-0	DNP	DNP
Saint Francis (PA)	12/10/2023	61-54	W	0-0-0	3-5-3	DNP	12-7-6	20-4-1	0-2-3	6-2-0	9-7-0	8-5-0	3-1-1	DNP
vs Saint Joseph's	12/16/2023	58-83	L	2-3-0	0-1-1	11-6-1	9-2-4	5-5-3	1-2-2	7-4-0	DNP	3-4-0	1-1-0	DNP
Colgate	12/21/2023	85-65	W	DNP	12-3-4	11-6-1	5-2-6	22-8-1	11-4-2	14-2-4	DNP	2-2-0	0-0-0	DNP
at Harvard	12/30/2023	69-60	W	DNP	3-2-0	18-12-1	15-3-2	6-2-1	6-5-1	15-5-2	DNP	0-0-0	DNP	DNP
at Saint Peter's	01/05/2024	57-69	L	4-0-0	8-2-5	0-1-0	2-3-2	12-5-0	7-5-4	7-2-3	DNP	2-2-0	DNP	DNP
Niagara	01/07/2024	73-75	L	0-0-0	2-2-1	24-4-2	8-1-1	6-5-1	9-2-4	22-5-3	DNP	0-2-1	0-0-0	DNP
Mount St. Mary's	01/14/2024	87-70	W	0-1-0	14-3-3	26-6-2	10-2-1	8-3-1	6-3-3	13-5-4	0-1-0	0-1-0	0-0-0	DNP
Canisius	01/19/2024	70-58	W	0-0-0	14-2-2	13-8-1	6-1-1	0-2-1	12-3-7	14-3-2	0-1-1	5-7-0	DNP	DNP
at Quinnipiac	01/21/2024	87-91	L	DNP	15-3-1	13-10-2	6-0-4	6-3-4	5-1-3	30-0-1	0-0-1	0-1-0	DNP	DNP
at Siena	01/26/2024	70-51	W	0-0-0	2-5-4	15-12-2	19-2-4	9-3-1	6-6-5	DNP	2-1-2	1-1-1	9-1-1	DNP
Fairfield	02/02/2024	91-82	W	DNP	3-6-2	35-12-2	20-4-2	8-3-1	7-4-5	DNP	5-4-0	5-2-0	3-0-1	DNP
Rider	02/04/2024	94-93	W	DNP	18-4-1	28-6-5	17-3-7	8-2-2	1-3-4	DNP	3-1-0	0-1-2	7-2-1	DNP
at Niagara	02/08/2024	74-71	W	DNP	5-1-1	32-10-0	9-2-0	14-3-2	12-3-4	DNP	0-0-0	0-3-0	0-1-2	DNP
at Canisius	02/10/2024	69-73	L	DNP	0-2-0	19-10-0	17-4-3	21-6-3	8-4-4	DNP	2-2-0	0-0-0	0-2-0	DNP
Manhattan	02/16/2024	73-63	W	DNP	21-2-0	19-7-2	13-1-7	6-4-1	0-2-7	9-4-1	2-2-1	0-4-1	3-1-0	DNP
Saint Peter's	02/18/2024	53-59	L	0-1-1	11-2-3	15-12-2	6-0-3	2-5-2	2-2-0	7-4-2	DNP	8-6-0	0-0-0	DNP
at Rider	02/23/2024	75-78	L	DNP	15-2-1	DNP	13-7-2	7-1-1	6-6-9	20-3-2	DNP	8-3-0	0-1-0	DNP
at Mount St. Mary's	02/25/2024	65-72	L	0-0-0	6-1-0	DNP	12-5-1	5-3-2	14-5-5	21-3-4	DNP	2-6-0	0-0-0	DNP
Quinnipiac	03/01/2024	64-82	L	0-0-0	9-4-3	DNP	10-5-4	9-8-1	17-1-0	14-2-3	DNP	2-5-1	0-0-0	DNP

Opponent	Date	Score		23	55
				SAUNDERS, D	SHEMA, OSBO
at Col. of Charleston	11/06/2023	69-71	L	DNP	DNP
Sacred Heart	11/10/2023	88-81	W	5-1-0	DNP
vs High Point	11/20/2023	68-82	L	3-0-0	DNP
vs Long Beach St.	11/21/2023	76-80	L	0-0-1	DNP
vs Buffalo	11/22/2023	89-64	W	6-0-0	DNP
at Colorado	11/26/2023	68-85	L	9-1-0	DNP
Marist	11/29/2023	64-68	L	3-2-0	DNP
at Fairfield	12/01/2023	78-67	W	2-2-0	DNP
Hofstra	12/06/2023	57-62	L	8-4-1	DNP
Saint Francis (PA)	12/10/2023	61-54	W	0-0-0	DNP
vs Saint Joseph's	12/16/2023	58-83	L	16-3-2	3-2-0
Colgate	12/21/2023	85-65	W	3-1-1	5-7-1
at Harvard	12/30/2023	69-60	W	0-3-0	6-1-2
at Saint Peter's	01/05/2024	57-69	L	0-0-0	15-3-1
Niagara	01/07/2024	73-75	L	0-0-0	2-1-0
Mount St. Mary's	01/14/2024	87-70	W	0-1-0	10-10-3
Canisius	01/19/2024	70-58	W	DNP	6-2-2
at Quinnipiac	01/21/2024	87-91	L	0-1-0	12-3-0
at Siena	01/26/2024	70-51	W	4-3-0	3-1-0
Fairfield	02/02/2024	91-82	W	DNP	5-1-0
Rider	02/04/2024	94-93	W	DNP	12-4-3
at Niagara	02/08/2024	74-71	W	DNP	2-4-0
at Canisius	02/10/2024	69-73	L	0-0-0	2-1-0
Manhattan	02/16/2024	73-63	W	DNP	0-1-1
Saint Peter's	02/18/2024	53-59	L	DNP	2-4-0
at Rider	02/23/2024	75-78	L	2-0-0	4-2-0
at Mount St. Mary's	02/25/2024	65-72	L	DNP	5-1-0
Quinnipiac	03/01/2024	64-82	L	DNP	3-1-0

LAST TIME OUT... (QUINNIPIAC 82, IONA 64 • MAR. 1, 2024)



Official Basketball Box Score - Final
Quinnipiac at Iona
 03/01/24 Hynes Center, New Rochelle
 2023-24 Men's Basketball

Game Time: 7:00 PM
 Game Duration: 1:49
 Attendance: 1,846

Officials: Brian O'Connell, Tony Chiazza, Tim Smith

Quinnipiac - 82 Record: 20-8 (12-5)

NO.	Name	Min	FG			Rebounds			Fouls		TP	AS	TO	ST	Blocks		+/-
			M-A	3P	FT	OR	DR	TOT	PF	FD					BS	BA	
15	Amarri Tice	F 20:20	3-6	0-0	4-4	1	5	6	3	5	10	0	0	2	0	1	15
33	Paul Otieno	F 22:14	3-7	0-0	2-2	3	1	4	2	2	8	0	1	0	0	1	2
0	Alexis Reyes	G 32:55	6-10	1-4	0-0	3	5	8	2	3	13	5	3	0	1	0	22
2	Matt Balanc	G 27:42	5-12	1-3	0-0	2	1	3	3	0	11	2	0	0	1	2	9
3	Savion Lewis	G 38:14	4-7	1-2	0-0	1	5	6	0	0	9	12	4	0	0	0	19
5	Doug Young	10:32	1-4	1-3	0-0	0	1	1	2	0	3	0	1	0	1	0	1
12	Rihards Vavers	16:11	4-10	1-5	2-2	0	3	3	1	1	11	1	0	0	0	0	5
13	Daemar Kelly	22:05	3-5	2-3	0-0	2	1	3	3	0	8	0	0	1	0	0	10
1	Richie Springs	09:47	4-5	0-0	1-1	0	3	3	2	2	9	0	2	0	3	1	7
Team						2	5	7			0						
Totals			33-66	7-20	9-9	14	30	44	18	13	82	20	11	3	6	5	18

Shooting By Period		
1 st	FG%	15-32 46.9%
	3PT%	2-9 22.2%
	FT%	5-5 100%
2 nd	FG%	18-34 52.9%
	3PT%	5-11 45.5%
	FT%	4-4 100%
GM	FG%	33-66 50.0%
	3PT%	7-20 35.0%
	FT%	9-9 100.0%

Dead Ball Rebounds: 0, 0

Technical Fouls::NONE

Iona - 64 Record: 13-15 (8-9)

NO.	Name	Min	FG			Rebounds			Fouls		TP	AS	TO	ST	Blocks		+/-
			M-A	3P	FT	OR	DR	TOT	PF	FD					BS	BA	
1	Wheza Panzo	F 31:09	3-9	3-7	0-0	0	4	4	3	0	9	3	0	1	0	0	-17
11	Sultan Adewale	F 20:31	1-3	0-0	0-0	3	2	5	2	1	2	1	2	0	2	0	-8
3	Jeremiah Quigley	G 37:25	5-15	0-5	0-2	1	4	5	2	2	10	4	2	2	0	2	-19
5	Joel Brown	G 29:10	6-14	1-2	4-8	0	1	1	3	6	17	0	0	0	1	3	-1
7	Idan Tretout	G 33:38	5-9	2-4	2-2	0	2	2	1	4	14	3	1	1	2	1	-15
4	Jean Aranguren	24:29	2-8	1-4	4-6	5	3	8	0	5	9	1	1	0	0	0	-9
55	Osborn Shema	14:51	1-3	1-2	0-0	0	1	1	2	0	3	0	0	0	0	0	-6
13	Alex Bates IV	06:38	0-2	0-1	0-0	0	0	0	0	0	0	0	0	0	0	0	-12
0	Isaac Brice	02:09	0-0	0-0	0-0	0	0	0	0	0	0	0	0	0	0	0	-3
Team						3	1	4			0						
Totals			23-63	8-25	10-18	12	18	30	13	18	64	12	6	4	5	6	-18

Shooting By Period		
1 st	FG%	12-30 40.0%
	3PT%	3-11 27.3%
	FT%	3-8 37.5%
2 nd	FG%	11-33 33.3%
	3PT%	5-14 35.7%
	FT%	7-10 70%
GM	FG%	23-63 36.5%
	3PT%	8-25 32.0%
	FT%	10-18 55.6%

Dead Ball Rebounds: 6, 1

Technical Fouls::NONE

	QUI	ION	Points from	QUI	ION	Period by Period Scoring			
Biggest lead	18 (2 nd 0:41)	1 (1 st 17:48)	Turnovers	7	9		1st	2nd	TOT
Best Scoring Run	9(1 st 10:42)	7(2 nd 13:19)	Paint	48	22	QUI	37	45	82
Lead Changes	2		Second Chance	22	7	ION	30	34	64
Times Tied	2		Fast Breaks	11	7				
Time with Lead	35:28	01:44	Bench	31	12				

IONA PERFORMERS

- Joel Brown increased his season-high for the second straight contest in his 17-point effort. He added a rebound and a blocked shot.
- Idan Tretout shot 5-for-9 from the field with two three-pointers and two free throws to account for his 14 points. He also had three assists, two blocks, two rebounds and a steal.
- Jeremiah Quigley netted 10 points with five rebounds, four assists and two steals.
- Wheza Panzo posted nine points with three long distance connections while posting four rebounds and three assists.
- Jean Aranguren also had nine points and a game-high eight boards.

THE OPPONENT

- Eight different players scored between eight and 13 points for the visitors.
- Alex Reyes led with 13 points and eight rebounds, adding five assists.
- Savion Lewis had nine points and 12 assists.

TEAM STATS

- Quinnipiac held advantages in shooting (50.0%-36.5%) and rebounding (44-30), with 20 assists and 11 turnovers to Iona's 12 and six.
- The Bobcats led 14-12 on the offensive glass and 22-7 in second chance points.

LAST TIME VS. MARIST... (MARIST 68, IONA 64 • Nov. 29, 2023)



Official Basketball Box Score - Final
Marist at Iona
 11/29/23 Hynes Center, New Rochelle, NY
 2023-24 Men's Basketball

Game Time: 7:00 PM
 Game Duration: 2:36
 Attendance: 1,845

Officials: Michael Luckie, Brandon Cruz, Edward Corbett Jr.

Marist - 68

Record: 4-2 (1-0)

NO.	Name	Min	FG			Rebounds			Fouls		TP	AS	TO	ST	Blocks		+/-
			M-A	3P-A	FT-A	OR	DR	TOT	PF	FD					BS	BA	
11	Jaden Daughtry	F 19:42	1-3	0-1	0-5	3	0	3	4	3	2	0	0	0	0	0	0
13	Max Allen II	F 23:17	1-6	0-1	6-6	2	3	5	3	5	8	3	4	0	1	2	4
0	Jadin Collins	G 33:04	4-8	0-1	8-10	1	4	5	4	7	16	2	2	1	0	0	-2
5	Isaiah Brickner	G 33:29	2-4	1-2	5-7	1	6	7	0	6	10	4	6	1	0	0	3
15	Josh Pascarelli	G 13:37	3-8	1-4	0-0	0	4	4	1	0	7	1	2	0	0	0	-1
2	Noah Harris	13:22	0-3	0-1	0-0	0	0	0	3	0	0	1	1	2	2	1	11
10	Trace Salton	16:23	2-3	0-1	3-4	1	1	2	4	2	7	1	0	0	0	0	1
4	Jackson Price	16:02	1-2	0-0	4-8	1	0	1	3	4	6	0	0	2	0	0	0
23	Javon Cooley	25:47	3-5	2-3	2-2	1	2	3	1	1	10	0	1	2	0	1	2
24	Kam Farris	04:36	1-2	0-1	0-0	0	0	0	2	1	2	1	1	0	0	0	2
21	Matt McCool	00:40	0-0	0-0	0-0	0	0	0	1	0	0	0	0	0	0	0	0
Team						0	3	3			0			2			
Totals			18-44	4-15	28-42	10	23	33	26	29	68	13	19	8	3	4	4

Shooting By Period		
1 st FG%	6-22	27.3%
3PT%	2-10	20.0%
FT%	11-19	57.9%
2 nd FG%	12-22	54.5%
3PT%	2-5	40.0%
FT%	17-23	73.9%
GM FG%	18-44	40.9%
3PT%	4-15	26.7%
FT%	28-42	66.7%

Dead Ball Rebounds: 5, 0

Technical Fouls::NONE

Iona - 64

Record: 2-5 (0-1)

NO.	Name	Min	FG			Rebounds			Fouls		TP	AS	TO	ST	Blocks		+/-
			M-A	3P-A	FT-A	OR	DR	TOT	PF	FD					BS	BA	
1	Wheza Panzo	F 29:14	1-6	1-6	0-0	2	1	3	4	0	3	2	0	0	1	0	0
11	Sultan Adewale	F 11:39	1-2	0-0	0-0	1	1	2	4	1	2	1	0	0	0	1	-3
2	Greg Gordon	G 27:25	4-7	0-0	6-12	3	4	7	3	7	14	1	0	1	2	1	1
5	Joel Brown	G 29:20	5-9	0-1	3-4	1	5	6	3	4	13	1	1	6	0	1	5
7	Idan Tretout	G 34:58	2-9	1-3	9-17	2	1	3	3	8	14	2	7	2	1	0	0
3	Jeremiah Quigley	23:26	3-4	0-0	4-4	1	3	4	2	2	10	1	2	1	0	0	-8
0	Isaac Brice	10:57	0-1	0-0	1-2	0	2	2	1	2	1	0	1	2	0	0	1
4	Jean Aranguren	15:25	1-2	0-0	0-0	0	2	2	5	1	2	1	3	1	0	0	-9
10	Terrell Williams Jr.	06:34	1-1	0-0	0-0	0	1	1	2	0	2	0	2	0	0	0	-3
23	Dylan Saunders	11:03	1-5	0-4	1-2	0	2	2	2	1	3	0	0	0	0	0	-4
Team						1	3	4			0			3			
Totals			19-46	2-14	24-41	11	25	36	29	26	64	9	19	13	4	3	-4

Shooting By Period		
1 st FG%	6-21	28.6%
3PT%	1-8	12.5%
FT%	12-21	57.1%
2 nd FG%	13-25	52.0%
3PT%	1-6	16.7%
FT%	12-20	60%
GM FG%	19-46	41.3%
3PT%	2-14	14.3%
FT%	24-41	58.5%

Dead Ball Rebounds: 10, 0

Technical Fouls::NONE

	MAR	ION
Biggest lead	10 (2 nd 5:27)	6 (1 st 4:50)
Best Scoring Run	7(2 nd 10:44)	9(1 st 4:50)
Lead Changes	8	
Times Tied	9	
Time with Lead	18:48	14:58

	MAR	ION
Points from		
Turnovers	15	20
Paint	18	30
Second Chance	10	9
Fast Breaks	9	9
Bench	25	18

	Period by Period Scoring		
	1st	2nd	TOT
MAR	25	43	68
ION	25	39	64

IONA PERFORMERS

- Greg Gordon scored 14 points on 4-of-12 shooting from the field and 6-for-12 from the line. He added seven rebounds and two blocks.
- Idan Tretout shot 2-for-9 from the field and converted 9-of-17 free throw attempts while recording two assists and two steals.
- Joel Brown posted 13 points, shooting 5-for-9 with six rebounds, six steals and an assist.
- Jeremiah Quigley had 10 points and four boards.

THE OPPONENT

- Marist was led by Jadin Collins' 16-point effort. He shot 8-for-10 from the free throw line and had five rebounds and two assists.
- Isaiah Brickner and Javon Cooley each had 10 points. Brickner had a team-high seven rebounds and four assists.

TEAM STATISTICS

- The Gaels outshot Marist 41.3%-40.9%, converting one more field goal.
- Both teams shot poorly from the stripe, Marist was slightly better at 28-for-42 (66.7%) to Iona's 24-for-41 (58.5%).
- Iona out rebounded its opponent 36-33.
- The 83 combined free throws were the most in an Iona game in the past 14 seasons, surpassing 75 in an overtime win over Harvard on Nov. 13, 2021, and was the just the sixth such contest with more than 70 free throws during the time frame.
- Iona's 41 attempts were one less than its output in the Harvard contest and first with 40-or-more in regulation since the 2013 MAAC semifinal vs. Canisius. The 42 foul shots taken by an opponent are second most in the time span, three less than in Iona's win over Seattle in Hawaii last year.
- The 55 personal fouls were second most since 2010, only less than the 59 committed in a win over Manhattan on January 14, 2022.

MAAC STATISTICS

Game Records

Record	Overall	Home	Away	Neutral
ALL GAMES	8-9	5-4	3-5	0-0
CONFERENCE	8-9	5-4	3-5	0-0
NON-CONFERENCE	0-0	0-0	0-0	0-0

Score by Periods

Team	1st	2nd	OT	TOT
Iona	555	689	0	1244
Opponents	540	682	0	1222

Team Box Score

No.	Player				Total		3-Point		F-Throw		Rebounds											
		GP-GS	MIN	AVG	FG-FGA	FG%	3FG-3FGA	3FG%	FT-FTA	FT%	OFF	DEF	TOT	AVG	PF	DQ	A	TO	BLK	STL	PTS	AVG
2	GORDON, Greg	14-14	389:55	27.9	106-191	.555	8-30	.267	41-78	.526	58	53	111	7.9	24	0	21	15	7	23	261	18.6
7	TRETOU, Idan	12-9	363:07	30.3	60-146	.411	31-73	.425	32-51	.627	8	32	40	3.3	31	1	34	24	4	22	183	15.3
3	QUIGLEY, Jeremiah	17-11	473:54	27.9	66-159	.415	3-21	.143	51-66	.773	6	39	45	2.6	42	1	46	26	2	19	186	10.9
1	PANZO, Wheza	17-14	518:22	30.5	58-153	.379	50-129	.388	3-6	.500	12	36	48	2.8	40	0	30	9	14	24	169	9.9
5	BROWN, Joel	17-17	458:55	27.0	52-110	.473	6-15	.400	23-45	.511	11	49	60	3.5	59	3	69	26	4	37	133	7.8
4	ARANGUREN, Jean	17-3	385:29	22.7	45-98	.459	14-34	.412	28-34	.824	25	37	62	3.6	31	1	25	24	3	17	132	7.8
55	SHEMA, Osborn	15-12	283:55	18.9	28-73	.384	14-42	.333	13-16	.813	11	28	39	2.6	25	1	10	9	12	7	83	5.5
11	ADEWALE, Sultan	17-5	215:34	12.7	15-33	.455	0-1	.000	12-16	.750	29	22	51	3.0	24	0	8	9	5	3	42	2.5
13	BATES IV, Alex	12-0	104:35	8.7	9-26	.346	3-13	.231	1-1	1.000	0	8	8	0.7	12	0	5	2	1	3	22	1.8
10	WILLIAMS JR., Terrell	11-0	99:23	9.0	6-21	.286	1-6	.167	3-5	.600	4	10	14	1.3	14	0	5	8	0	6	16	1.5
23	SAUNDERS, Dylan	9-0	58:28	6.5	5-16	.313	0-10	.000	1-2	.500	1	8	9	1.0	5	0	0	1	1	0	11	1.2
0	BRICE, Isaac	10-0	48:23	4.8	1-6	.167	1-2	.500	3-6	.500	1	5	6	0.6	9	0	1	2	0	2	6	0.6
Team											21	21	42					18				
Total		17	3400		451-1032	.437	131-376	.348	211-326	.647	187	348	535	31.5	316	7	254	173	53	163	1244	73.2
Opponents		17	3400		421-899	.468	118-341	.346	262-343	.764	162	442	604	35.5	267	3	236	279	57	86	1222	71.9

Team Statistics

	IONA	OPP
Scoring	1244	1222
Points per game	73.2	71.9
Scoring margin	+1.3	-
Field goals-att	451-1032	421-899
Field goal pct	.437	.468
3 point fg-att	131-376	118-341
3-point FG pct	.348	.346
3-pt FG made per game	7.7	6.9
Free throws-att	211-326	262-343
Free throw pct	.647	.764
F-Throws made per game	12.4	15.4
Rebounds	535	604
Rebounds per game	31.5	35.5
Rebounding margin	-4.1	-
Assists	254	236
Assists per game	14.9	13.9
Turnovers	173	279
Turnovers per game	10.2	16.4
Turnover margin	+6.2	-
Assist/turnover ratio	1.5	0.8
Steals	163	86
Steals per game	9.6	5.1
Blocks	53	57
Blocks per game	3.1	3.4
Winning streak	0	-
Home win streak	0	-
Attendance	15835	14672
Home games-Avg/Game	9-1759	8-1834
Neutral site-Avg/Game	-	0-0

Team Results

Date	Opponent		Score	Att.
11/29/2023	Marist	L	64-68	1845
12/01/2023	at Fairfield	W	78-67	2640
01/05/2024	at Saint Peter's	L	57-69	602
01/07/2024	Niagara	L	73-75	2001
01/14/2024	Mount St. Mary's	W	87-70	1434
01/19/2024	Canisius	W	70-58	1482
01/21/2024	at Quinnipiac	L	87-91	1631
01/26/2024	at Siena	W	70-51	5100
02/02/2024	Fairfield	W	91-82	1888
02/04/2024	Rider	W	94-93	1669
02/08/2024	at Niagara	W	74-71	1041
02/10/2024	at Canisius	L	69-73	621
02/16/2024	Manhattan	W	73-63	1862
02/18/2024	Saint Peter's	L	53-59	1808
02/23/2024	at Rider	L	75-78	1650
02/25/2024	at Mount St. Mary's	L	65-72	1387
03/01/2024	Quinnipiac	L	64-82	1846

MARIST RED FOXES ROSTER AND STATISTICS

Roster

No.	Name	Cl.	Pos.	Ht.	Wt.	Hometown / High School
0	Jadin Collins	Fr.	G	6-1	175	Edison, NJ / Rutgers Prep
1	Jason Schofield	Fr.	F	6-9	230	Poughkeepsie, NY / South Kent
2	Noah Harris	Jr.	G	6-1	180	Manalapan, NJ / Rutgers Prep
4	Jackson Price	Jr.	F	6-8	240	Hiram, GA / Hiram / The Citadel
5	Isaiah Brickner	So.	G	6-4	190	San Diego, CA / Saint Augustine / Sunrise Christian Acad.
10	Trace Salton	So.	F	6-5	195	Lake Oswego, OR / Lake Oswego / Bridgton Acad.
11	Jaden Daughtry	So.	F	6-6	200	Fresh Meadows, NY / Saint Francis Prep
13	Max Allen II	So.	C	6-9	250	Las Vegas, NV / Coronado / San Jose State
15	Josh Pascarelli	Fr.	G	6-3	195	Cambria Heights, NY / St. Francis Prep
21	Matt McCool	So.	F	6-8	230	Amherst, NH / Souhegan / South Kent
23	Javon Cooley	Gr.	F	6-5	205	Chicago, IL / Bosco Institute (IN)
24	Kam Farris	Sr.	G	6-3	175	Burlington, VT / Rice / Redemption Christ. Acad. / Robert Morris
30	Isaiah Sulack	Gr.	G	6-5	190	Knoxville, TN / Believe Prep Acad. / Tennessee
32	Mack Wall	So.	F	6-7	195	Portland, OR / Jesuit

Head Coach:	John Dunne (Ithaca '92), sixth season
Assistant Coach:	Dalip Bhatia (Rutgers '05)
Assistant Coach:	Derrick Phelps (North Carolina '94)
Assistant Coach:	Drew Metz (St. John's '14)
Assistant Coach:	Brandon Hall (Saint Peter's '12)

Statistics

No.	Player	Total			3-Point			F-Throw		Rebounds				Other								
		GP-GS	MIN	AVG	FG-FGA	FG%	3FG-3FGA	3FG%	FT-FTA	FT%	OFF	DEF	TOT	AVG	PF	DQ	A	TO	BLK	STL	PTS	AVG
13	ALLEN II, Max	23-21	526:47	22.9	110-208	.529	2-13	.154	51-77	.662	29	60	89	3.9	53	0	45	41	8	16	273	11.9
15	PASCARELLI, Josh	26-24	694:16	26.7	108-242	.446	54-142	.380	15-24	.625	4	73	77	3.0	27	0	35	32	2	6	285	11.0
0	COLLINS, Jadin	26-26	727:19	28.0	84-192	.438	7-26	.269	50-76	.658	14	74	88	3.4	48	1	78	70	2	44	225	8.7
4	PRICE, Jackson	23-5	424:01	18.4	54-113	.478	19-51	.373	51-70	.729	23	54	77	3.3	57	1	16	19	6	7	178	7.7
23	COOLEY, Javon	26-24	621:53	23.9	59-115	.513	26-60	.433	28-32	.875	24	82	106	4.1	43	1	17	25	10	26	172	6.6
11	DAUGHTRY, Jaden	25-25	542:35	21.7	61-138	.442	12-40	.300	30-48	.625	33	93	126	5.0	70	3	24	25	26	28	164	6.6
5	BRICKNER, Isaiah	22-4	525:60	23.9	45-123	.366	10-34	.294	27-41	.659	16	93	109	5.0	38	0	54	45	10	18	127	5.8
2	HARRIS, Noah	20-0	320:17	16.0	29-96	.302	24-66	.364	8-10	.800	1	31	32	1.6	24	0	21	14	4	14	90	4.5
24	FARRIS, Kam	20-0	303:52	15.2	33-80	.413	18-44	.409	5-6	.833	0	17	17	0.9	13	0	16	6	2	8	89	4.5
10	SALTON, Trace	25-1	370:57	14.8	24-65	.369	4-17	.235	7-8	.875	12	28	40	1.6	36	0	8	11	3	15	59	2.4
30	SULACK, Isaiah	7-0	55:52	8.0	5-12	.417	3-8	.375	2-2	1.000	2	2	4	0.6	5	0	0	1	1	2	15	2.1
21	MCCOOL, Matt	16-0	83:07	5.2	4-6	.667	1-2	.500	1-4	.250	3	7	10	0.6	11	0	5	2	0	4	10	0.6
32	WALL, Mack	2-0	03:04	1.5	0-1	.000	0-1	.000	0-0	.000	0	1	1	0.5	0	0	0	1	0	0	0	0.0
Team											28	36	64					22				
Total		26	5200		616-1391	.443	180-504	.357	275-398	.691	189	651	840	32.3	425	6	319	314	74	188	1687	64.9
Opponents		26	5200		550-1363	.404	165-528	.313	333-496	.671	250	633	883	34.0	397	5	243	365	68	171	1598	61.5

IONA GAELS (13-15, 8-9 MAAC)



RECORD	THIS YR	LAST YR	STATS	IONA	OPPONENT	UPCOMING SCHEDULE
OVERALL	13-15	27-8	FG%	43.0%	46.1%	3/7 at Manhattan 7 p.m. ESPN+
MAAC	8-9	17-3	FT%	65.4%	74.0%	3/9 SIENA 1 p.m. ESPN+
HOME	8-5	11-1	3FG%	35.0%	34.4%	3/12-16 MAAC Championships
ROAD	4-7	8-4	POINTS	72.6	71.8	
VS. MAR	0-1	3-0	REBOUNDS	32.4	36.0	
LAST5	1-4	4-1	TURNOVERS	10.4	15.5	

0	Isaac BRICE So. • 6-6 • 205 • Picayune, MS (<i>PICK-ah-yoon</i>)	<ul style="list-style-type: none"> 2023-24: Appeared in 18 games with one start Junior college transfer from Mississippi Started all 27 games as a freshman for SMCC averaging 7.5 ppg, 5.9 rpg, 2.2 bpg and 1.2 assists in 24.0 mpg. A gifted athlete with a knack for rebounding, the ability protect the rim on defense and capability of highlight reel dunks. 	LAST GAME 0 pts, 0 reb, 0 ast 0-0 FG
1	Wheza PANZO (<i>WHEZZ-ah PAN-zo</i>) Gr. • 6-7 • 205 • Mississauga, Ontario (<i>MISS-ah-SAH-gah</i>)	<ul style="list-style-type: none"> 2023-24: Iona's top deep threat, started all but four contests. No. 2 in MAAC with 2.8 3FG/g Played four seasons at Stetson in the ASUN Conference. One of top sharpshooters in the NCAA last year, converting 46.9% 3FGA. One make shy of qualifying for the NCAA leaderboard, where it would have been No. 2 in the nation. Canadian native who grew up in Greater Toronto Area. 	LAST GAME 9 pts, 4 reb, 3 ast 3-9 FG, 3 3FG
3	Jeremiah QUIGLEY Fr. • 5-11 • 160 • Accokeek, MD (<i>AH-cah-keek</i>)	<ul style="list-style-type: none"> 2023-24: Has started last 10 games and averaged 13.7 ppg No. 2 with 3.1 assists per game. Played at Bishop McNamara HS in the Washington Catholic Conference, one of the top leagues in the nation. Led squad as a senior, averaging 20.5 ppg with 54% FG% and 84% FT% Played AAU ball for DC based Team Takeover in the EYBL. 	LAST GAME 10 pts, 5 reb, 4 ast 5-15 FG
4	Jean ARANGUREN (<i>GENE ARE-ann-GOOR-en</i>) Fr. • 6-3 • 190 • Valencia, Venezuela	<ul style="list-style-type: none"> 2023-24: No. 4 overall and No. 2 rookie scorer for Gaels. Earned MAAC Rookie of the Week on 12/26 & 2/12. Venezuelan, played in NE Prep League for Springfield Acad. in Mass. and Upper Room Christian on Long Island. 2x First Team All-League honors and Defensive Player of the Year honors as a senior. 	MAAC ROOKIE OF THE WEEK (1/29) LAST GAME 9 pts, 8 reb, 1 ast 2-8 FG, 1 3FG
5	Joel BROWN Gr. • 6-2 • 190 • Brampton, Ontario	<ul style="list-style-type: none"> 2023-24: Has started 26 of 27 games he's appeared in. Seven double-digit efforts, five in MAAC pay Leads MAAC with 2.8 assist-to-turnover ratio. Earned business degree from University of California, Berkley. Played 123 games with 93 starts at the Pac-12 school. Greater Toronto Area native who played scholastically for Brewster Academy in New Hampshire. 	MAAC ROOKIE OF THE WEEK (12/26, 2/12) LAST GAME 17 pts, 1 reb, 0 ast 6-14 FG, 1 3FG
7	Idan TRETOUT (<i>EE-don tray-TOO</i>) Gr. • 6-4 • 210 • Brooklyn, NY	<ul style="list-style-type: none"> 2023-24: Iona's No. 1 scorer, 1st with 16 double-digit point efforts. Named MAAC Player of the Week on Nov. 13. Earned a degree in Sociology from Harvard University. Tobin Anderson's first transfer signee who returns home to the NY area for his final season of eligibility. 2022-23: Ranked No. 2 on Harvard averaging 9.7 ppg and 2.1 apg. 	PRESEASON ALL-MAAC 3RD TEAM LAST GAME 14 pts, 2 reb, 3 ast 5-9 FG, 2 3FG
10	Terrell WILLIAMS JR. (<i>tah-RELL</i>) Gr. • 6-6 • 215 • Dallas, TX	<ul style="list-style-type: none"> 2023-24: Has missed last four games due to injury. Season-best effort 9p vs. Saint Francis. Earned degree in Mechanical Engineering from Southern University. Played three years at the SWAC school, with 82 games played. Named SWAC Rookie of the Year in 2020-21 after red shirting his true freshman year the season prior. 	MAAC POW (11/13) PRESEASON ALL-MAAC 3RD TEAM LAST GAME DNP

11	Sultan ADEWALE (<i>ah-deh-WALL-ay</i>) Fr. • 6-7 • 225 • East London, England	<ul style="list-style-type: none"> • 2023-24: Made his first start in 16 games at Rider. • Season-best 11 points vs. Long Beach State in GC Showcase • London, England native, by way of Neumann Goretti in Philadelphia Catholic League. • As a senior led team to 26-4 record, posting 14.8 ppg and 10.1 prg while posting 60+ FG%. 	LAST GAME 2 pts, 5 reb, 1 ast 1-3 FG
	CAREER HIGH P-R-A 11-9-2 3.1 PPG 3.3 RPG 0.4 APG 44.6% FG 0.0% 3FG 66.7% FT		
13	Alex BATES IV Fr. • 6-5 • 190 • Charlotte, NC	<ul style="list-style-type: none"> • 2023-24: Appeared in 21 games off the bench with a season-best nine points at Siena. • North Carolina native, played for United Faith Christian Academy in Charlotte. • As a senior, led team with 12.1 ppg while adding 3.3 rpg and 2.3 rpg. • Saw interest from more than a dozen mid-major Division I institutions. 	LAST GAME 0 pts, 0 reb, 0 ast 0-2 FG
	CAREER HIGH P-R-A 9-2-2 1.7 PPG 0.6 RPG 0.3 APG 30.2% FG 27.3% 3FG 50.0% FT		
20	Rohan CHAPPALI (<i>cha-PAL-ee</i>) Fr. • 5-10 • 155 • Ashburn, VA	<ul style="list-style-type: none"> • 2023-24: Appeared in one game, in win over Buffalo at Gulf Coast Showcase • Freshman walk on from Ashburn, VA • Played scholastically for Independence High School 	LAST GAME DNP
	CAREER HIGH P-R-A 0-0-0 0.0 PPG 0.0 RPG 0.0 APG 0-0 FG 0-0 3FG 0-0 FT		
23	Dylan SAUNDERS Fr. • 6-8 • 210 • Roanoke, VA	<ul style="list-style-type: none"> • 2023-24: Stretch 4, long distance threat for the Gaels. • Posted a season-best 16 points vs. Saint Joseph's • Averaged 14 ppg, eight rpg, 1.5 bpg and 1.5 apg in 2022-23. • Originally signed to play for Tobin Anderson at FDU 	LAST GAME DNP
	CAREER HIGH P-R-A 16-4-2 3.2 PPG 1.2 RPG 0.3 APG 36.7% FG 29.8% 3FG 75.0% FT		
55	Osborn SHEMA (<i>SHEM-ma</i>) Gr. • 7-0 • 215 • Kanombe, Rwanda (<i>cah-NOME-bay</i>)	<ul style="list-style-type: none"> • 2023-24: Missed first 10 games due to injury (Iona 4-6). • Has started 15 of 18 games since return (Iona 9-9). • Lone returner from the 2022-23 MAAC Championship team. • A 2x MAAC Champion, returns for his fourth-season in Maroon & Gold. 	PRESEASON ALL-MAAC 1ST TEAM LAST GAME 3 pts, 1 reb, 0 ast 1-3 FG, 1 3FG
	CAREER HIGH P-R-A 17-10-6 5.4 PPG 2.7 RPG 0.7 APG 39.8% FG 36.0% 3FG 76.5% FT		

MAAC TEAM STATS LEADERBOARD

Scoring Offense	5th	72.6	3FG Made	2nd	8.1	TURNOVER MARGIN	1ST	+5.2
Scoring Defense	5th	71.8	FT Pct.	9th	.654	TURNOVERS	1ST	10.6
Scoring Margin	7th	+0.8	Reb. Offense	9th	32.5	TURNOVERS FORCED	1ST	15.8
FG Pct.	8th	.430	Reb. Defense	10th	36.3	AST./TO RATIO	1ST	1.4
FG Pct. Defense	9th	.461	Offensive Reb.	5th	11.1	Blocks	7th	3.1
3FG Pct.	5th	.350	Defensive Reb.	11th	21.4	ASSISTS	1ST	14.4
3FG Pct. Defense	7th	.344	Reb. Margin	10th	-3.8	STEALS	1ST	9.3

MAAC INDIVIDUAL STATS LEADERBOARD

Sultan Adewale	Wheza Panzo	Jeremiah Quigley	Idan Tretout
Blocked Shots 18th .7	Steals 17th 1.2	Scoring 25th 10.1	Scoring 8th 14.3
Jean Aranguren	3-Point FG Pct 11th .367	Assists 11th 3.1	Assists 19th 2.4
Steals 19th 1.1	3-Point FG Made 2nd 2.8	Free Throw Pct 11th .777	Free Throw Pct 20th .670
Joel Brown	Blocked Shots 20th .6	A/T Ratio 6th 2.0	Steals 6th 1.7
Assists 6th 3.7	Minutes Played 16th 30.9		3-Point FG Pct 15th .361
Steals 3rd 2.1			3-Point FG Made 7th 2.1
A/T RATIO 1ST 2.8			Minutes Played 24th 27.6

OVERALL STATISTICS

Game Records

Record	Overall	Home	Away	Neutral
ALL GAMES	13-15	8-5	4-7	1-3
CONFERENCE	8-9	5-4	3-5	0-0
NON-CONFERENCE	5-6	3-1	1-2	1-3

Score by Periods

Team	1st	2nd	OT	TOT
Iona	942	1090	0	2032
Opponents	924	1085	0	2009

Team Box Score

No.	Player	Total			3-Point		F-Throw		Rebounds				Other									
		GP-GS	MIN	AVG	FG-FGA	FG%	3FG-3FGA	3FG%	FT-FTA	FT%	OFF	DEF	TOT	AVG	PF	DQ	A	TO	BLK	STL	PTS	AVG
2	GORDON, Greg	24-24	610:41	25.4	161-294	.548	14-43	.326	48-93	.516	84	91	175	7.3	53	1	30	34	9	35	384	16.0
7	TRETOU, Idan	23-19	637:12	27.7	107-272	.393	48-133	.361	67-100	.670	12	57	69	3.0	60	2	56	49	6	39	329	14.3
3	QUIGLEY, Jeremiah	28-13	751:02	26.8	96-240	.400	10-36	.278	80-103	.777	11	69	80	2.9	59	1	86	43	2	27	282	10.1
1	PANZO, Wheza	28-24	864:18	30.9	94-251	.375	77-210	.367	8-13	.615	17	57	74	2.6	59	1	42	12	18	34	273	9.8
4	ARANGUREN, Jean	28-5	618:43	22.1	83-169	.491	27-62	.435	51-65	.785	40	73	113	4.0	49	1	44	43	5	32	244	8.7
5	BROWN, Joel	27-26	670:10	24.8	72-155	.465	9-25	.360	31-61	.508	14	75	89	3.3	92	4	99	36	4	57	184	6.8
55	SHEMA, Osborn	18-15	347:38	19.3	33-83	.398	18-50	.360	13-17	.765	15	34	49	2.7	27	1	13	10	16	9	97	5.4
23	SAUNDERS, Dylan	19-0	193:53	10.2	22-60	.367	14-47	.298	3-4	.750	6	16	22	1.2	23	0	5	4	4	2	61	3.2
11	ADEWALE, Sultan	28-13	400:24	14.3	33-74	.446	0-1	.000	20-30	.667	54	39	93	3.3	35	0	10	14	19	8	86	3.1
10	WILLIAMS JR., Terrell	19-0	207:11	10.9	14-48	.292	1-13	.077	10-15	.667	10	25	35	1.8	25	0	10	16	0	8	39	2.1
13	BATES IV, Alex	21-0	177:32	8.5	13-43	.302	6-22	.273	3-6	.500	2	11	13	0.6	21	0	7	3	2	6	35	1.7
0	BRICE, Isaac	18-1	120:23	6.7	6-17	.353	2-4	.500	4-10	.400	3	12	15	0.8	19	0	2	2	2	3	18	1.0
20	CHAPPALI, Rohan	1-0	00:53	0.9	0-0	.000	0-0	.000	0-0	.000	0	0	0	0.0	0	0	0	0	0	0	0	0.0
Team											42	41	83					26				
Total		28	5600		734-1706	.430	226-646	.350	338-517	.654	310	600	910	32.5	522	11	404	292	87	260	2032	72.6
Opponents		28	5600		684-1485	.461	205-596	.344	436-589	.740	272	744	1016	36.3	436	4	383	438	111	153	2009	71.8

Team Statistics

	IONA	OPP
Scoring	2032	2009
Points per game	72.6	71.8
Scoring margin	+0.8	-
Field goals-att	734-1706	684-1485
Field goal pct	.430	.461
3 point fg-att	226-646	205-596
3-point FG pct	.350	.344
3-pt FG made per game	8.1	7.3
Free throws-att	338-517	436-589
Free throw pct	.654	.740
F-Throws made per game	12.1	15.6
Rebounds	910	1016
Rebounds per game	32.5	36.3
Rebounding margin	-3.8	-
Assists	404	383
Assists per game	14.4	13.7
Turnovers	292	438
Turnovers per game	10.4	15.6
Turnover margin	+5.2	-
Assist/turnover ratio	1.4	0.9
Steals	260	153
Steals per game	9.3	5.5
Blocks	87	111
Blocks per game	3.1	4.0
Winning streak	0	-
Home win streak	0	-
Attendance	23086	27919
Home games-Avg/Game	13-1776	11-2538
Neutral site-Avg/Game	-	4-1131

Team Results

Date	Opponent	Score	Att.
11/06/2023	at Col. of Charleston	L 69-71	5265
11/10/2023	Sacred Heart	W 88-81	2401
11/20/2023	vs High Point	L 68-82	234
11/21/2023	vs Long Beach St.	L 76-80	201
11/22/2023	vs Buffalo	W 89-64	213
11/26/2023	at Colorado	L 68-85	6346
11/29/2023	Marist	L 64-68	1845
12/01/2023	at Fairfield	W 78-67	2640
12/06/2023	Hofstra	L 57-62	1744
12/10/2023	Saint Francis (PA)	W 61-54	1288
12/16/2023	vs Saint Joseph's	L 58-83	3877
12/21/2023	Colgate	W 85-65	1818
12/30/2023	at Harvard	W 69-60	1636
01/05/2024	at Saint Peter's	L 57-69	602
01/07/2024	Niagara	L 73-75	2001
01/14/2024	Mount St. Mary's	W 87-70	1434
01/19/2024	Canisius	W 70-58	1482
01/21/2024	at Quinnipiac	L 87-91	1631
01/26/2024	at Siena	W 70-51	5100
02/02/2024	Fairfield	W 91-82	1888
02/04/2024	Rider	W 94-93	1669
02/08/2024	at Niagara	W 74-71	1041
02/10/2024	at Canisius	L 69-73	621
02/16/2024	Manhattan	W 73-63	1862
02/18/2024	Saint Peter's	L 53-59	1808
02/23/2024	at Rider	L 75-78	1650
02/25/2024	at Mount St. Mary's	L 65-72	1387
03/01/2024	Quinnipiac	L 64-82	1846



IONA GAELS BASKETBALL ROSTER / QUICK FACTS

NUMERICAL

No.	Name	Cl.	Pos.	Ht.	Wt.	Hometown / Last School
0	Isaac Brice	So.	F	6-6	205	Picayune, MS / Southwest Mississippi CC
1	Wheza Panzo	Gr.	G/F	6-7	205	Mississauga, Ontario / Stetson
3	Jeremiah Quigley	Fr.	G	5-11	160	Accokeek, MD / Bishop McNamara
4	Jean Aranguren	Fr.	G	6-3	190	Valencia, Venezuela / Springfield Comm. Acad. (MA)
5	Joel Brown	Gr.	G	6-2	190	Brampton, Ontario / California
7	Idan Tretout	Gr.	G	6-4	210	Brooklyn, NY / Harvard
10	Terrell Williams Jr.	Gr.	F	6-6	215	Dallas, TX / Southern University
11	Sultan Adewale	Fr.	F	6-7	225	East London, England / Neumann Goretti (PA)
13	Alex Bates IV	Fr.	G	6-5	190	Charlotte, NC / United Faith Christian Academy
20	Rohan Chappali	Fr.	G	5-10	155	Ashburn, VA / Independence
23	Dylan Saunders	Fr.	F	6-8	210	Roanoke, VA / Cave Spring
55	Osborn Shema	Gr.	F	7-0	210	Kanombe, Rwanda / New Mexico Mil. Inst.

Head Coach: Tobin Anderson (Wesleyan '95, Florida State '96MA), first season
Assistant Coaches: Tom Bonacum (Ramapo '18), Kam Murrell (St. Thomas Aquinas '19), Patrick Wallace (Charleston Southern '17)
Director of Operations: Ray Savage (Staten Island '19)
Director of Player Development: Kyle Washington (Cincinnati '18)
Video Coordinator: Luke Testani (Michigan '20)
Graduate Managers: Parker Weiss (Iona '23), Pat Buckley (Catholic '23)
Athletic Trainer: Brittany Iaiennaro (Springfield '17)
Strength & Conditioning Coach: Richard Irving (East Stroudsburg '15)
Athletic Communications Contact: Brian Beyrer (Iona '01)

SOCIAL

Twitter	Instagram
@IsaacThatboi	@isaac_b601
@nolimitwhez	@nolimitwhez
@jquigley_3	@jq1kk
@jeanaranguren11	@jaranguren711
@jabrown_1	@jabrown.1
@IdanTretout	@tredonn
@terrelljr2k	@terrell.jr
@SultanAdewale12	@sultanadewalee
@abates_4	@abates_4
@RohanChappali	@rohanchappali
@dsaunders23cs	@_dylansauanders_
@osborn_shema	@ohzborn

Coaching Staff (Twitter only):

Tobin Anderson	@andersontobin
Tom Bonacum	@tom_bonacum
Kam Murrell	@kam_murrell
Patrick Wallace	@PWfor3
Ray Savage	@Ray_Savageeee
Kyle Washington	@Washingtonk24
Luke Testani	@luketestani
Parker Weiss	@parker_weiss4
Pat Buckley	@PBuckl3y

BY CLASS:

Graduate Students - 5	Sophomores - 1
Seniors - 0	Freshmen - 6
Juniors - 0	

BY STATE:

2	Virginia, Ontario Canada
1	New York, Maryland, Mississippi, North Carolina, Texas
Int'l	England, Rwanda, Venezuela

BY TENURE:

Returners - 1 (1 starter)
Newcomers - 12

PRONUNCIATION GUIDE:

#	Player	Name	Hometown
0	I. Brice		PICK-ah-yoon
1	W. Panzo	WHEZZ-ah PAN-zo	MISS-ah-SAH-gah
3	J. Quigley		AH-cah-keek
4	J. Aranguren	GENE ARE-ann-GOOR-en	vah-LEN-see-ah
7	I. Tretout	EE-don tray-TOO	
11	S. Adewale	ah-deh-WALL-ay	
20	R. Chappali	cha-PALL-ee	
55	O. Shema	SHEM-ma	cah-NOME-bay

BASKETBALL INFORMATION

First Season	1940-41 (79 years)
All-Time Record	1,279-922 (.581)
NCAA Appearances	16
	(1979, 1980, 1984, 1985, 1998, 2000, 2001, 2006, 2012, 2013, 2016, 2017, 2018, 2019, 2021, 2023)
NIT Appearances	Six
	(1982, 1983, 1996, 1997, 2014, 2015)
MAAC Tournament Championships	14
	(1982, 1984, 1985, 1998, 2000, 2001, 2006, 2013, 2016, 2017, 2018, 2019, 2021, 2023)
MAAC Regular Season Championships	13
	(1982-83, 1983-1984, 1984-85, 1995-96, 1996-97, 1997-98, 2000-01, 2011-12, 2013-14, 2014-15, 2018-19, 2021-22, 2022-23)
2022-23 Record	27-8
2022-23 MAAC Record/Finish	17-3/1st
Head Coach	Tobin Anderson
Record at Iona	13-15 (.464) / first season
NCAA Record	428-222 (.658) / 23rd season
Assistant Coach	Tom Bonacum
Assistant Coach	Kam Murrell
Assistant Coach	Patrick Wallace
Director of Operations	Ray Savage

QUICK FACTS

Name	Iona University
Location	New Rochelle, NY 10801-1890
Founded	1940
Enrollment (2023-24)	3,134
Nickname	Gaels
Colors	Maroon & Gold
Affiliation	NCAA Division I
Conference	Metro Atlantic Athletic (MAAC)
Home Court (Capacity)	Hynes Center (2,578)
President	Seamus Carey, Ph.D.
Director of Athletics	Matthew Glovaski
Athletic Trainer	Brittany Iaiennaro
Strength and Conditioning Coach	Richard Irving
Athletics Phone	(914) 633-2654

ATHLETIC COMMUNICATIONS

Sr. Associate AD	Brian Beyrer (Iona '01)
Office	(914) 637-2726
Cell	(914) 497-3136
E-mail	bbeyrer@iona.edu
Assistant AD	Brian Duane (York '15)
Office	(914) 633-2334
E-mail	bduane@iona.edu
Assistant AD	Garrett Murray (Iona '19)
Office	(914) 633-2057
E-mail	gmurray@iona.edu

SOCIAL MEDIA GUIDE



@IonaGaels, @IonaGaelsMBB, #ICMBB



IONA GAELS BASKETBALL RADIO-TV ROSTER



ISAAC BRICE

0 So. • F • 6-6 • 205
PICAYUNE, MS
(HT: PICK-AH-YOON)



WHEZA PANZO

1 Gr. • G/F • 6-7 • 205
MISSISSAUGA, ONTARIO
WHEZZ-AH (HT: MISS-AH-SAH-GAH)



JEREMIAH QUIGLEY

3 Fr. • G • 5-11 • 160
ACCOKEEK, MD
(HT: AH-CAH-KEEK)



JEAN ARANGUREN

4 Fr. • G • 6-3 • 190
VALENCIA, VENEZUELA
GENE ARE-ANN-GOOR-EN



JOEL BROWN

5 Gr. • G • 6-2 • 190
BRAMPTON, ONTARIO



IDAN TRETOUT

7 Gr. • G • 6-4 • 210
BROOKLYN, NY
EE-DON TRAY-TOO



TERRELL WILLIAMS JR.

10 Gr. • F • 6-6 • 215
DALLAS, TX



SULTAN ADEWALE

11 Fr. • F • 6-7 • 225
EAST LONDON, ENGLAND
AH-DEH-WALL-AY



ALEX BATES IV

13 Fr. • G • 6-5 • 190
CHARLOTTE, NC



ROHAN CHAPPALI

20 Fr. • G • 5-10 • 155
ASHBURN, VA



DYLAN SAUNDERS

23 Fr. • F • 6-8 • 210
ROANOKE, VA



OSBORN SHEMA

55 Gr. • F • 7-0 • 210
KANOMBE, RWANDA
SHEM-MA (HT: CAH-NOME-BAY)

COACHING STAFF



TOBIN ANDERSON

HEAD COACH
FIRST SEASON



TOM BONACUM

ASSISTANT COACH
FIRST SEASON



KAM MURRELL

ASSISTANT COACH
FIRST SEASON



PATRICK WALLACE

ASSISTANT COACH
FIRST SEASON



RAY SAVAGE

DIR. OF OPERATIONS
FIRST SEASON



KYLE WASHINGTON

DIR. OF PLAYER DEVELOPMENT
FIRST SEASON



LUKE TESTANI

VIDEO COORDINATOR
FIRST SEASON