

MOUNT ST. MARY'S MOUNTAINEERS

2023-24 Game Notes ♦ at Iona ♦ Game 16



MOUNT ST. MARY'S			IONA		
Overall	MAAC	Record	Overall	MAAC	
6-9	2-2	Record	6-9	1-3	
4-1	2-0	Home	3-3	0-2	
2-8	0-2	Away	2-3	1-1	
0-0	0-0	Neutral	1-3	0-0	
228	-	KenPom	197		

2023-24 Schedule/Results

Day	Date	Opponent (TV/Stream)	Time/Result
Sat.	Oct. 28	BUCKNELL (Exhibition)	W, 72-67 (2ot)
Tue.	Nov. 7	at Maryland (Big10+)	L, 53-68
Sat.	Nov. 11	COPPIN STATE (ESPN+)	W, 74-60
Sat.	Nov. 18	at Georgetown % (Fox5+)	L, 72-83
Wed.	Nov. 22	at American % (ESPN+)	L, 65-68
Sat.	Nov. 25	HOWARD (ESPN+)	L, 83-87 (2ot)
Fri.	Dec. 1	at Manhattan* (ESPN+)	L, 74-75 (ot)
Sun.	Dec. 3	SIENA* (ESPN+)	W, 80-48
Tue.	Dec. 5	at Mississippi (SEC+)	L, 68-77
Sat.	Dec. 9	at Loyola (ESPN+)	W, 77-64
Fri.	Dec. 15	at Saint Francis U (NEC Front Row)	W, 72-65
Wed.	Dec. 20	at Georgia (SEC+)	L, 82-94
Sat.	Dec. 23	LIU (ESPN+)	W, 87-59
Sat.	Dec. 30	at Delaware State	L, 73-77
Fri.	Jan. 5	CANISIUS* (ESPN+)	W, 74-69
Sun.	Jan. 7	at Saint Peter's* (ESPN+)	L, 64-70
Sun.	Jan. 14	at Iona* (ESPN+)	1:00 p.m.
Fri.	Jan. 19	MARIST* (ESPN+)	7:00 p.m.
Sun.	Jan. 21	NIAGARA* (ESPN+)	2:00 p.m.
Thu.	Jan. 25	at Quinnipiac* (ESPN+)	7:30 p.m.
Sat.	Jan. 27	RIDER* (ESPN+)	5:00 p.m.
Fri.	Feb. 2	at Marist* (ESPN+)	7:00 p.m.
Sun.	Feb. 4	at Siena* (ESPN+)	2:00 p.m.
Thu.	Feb. 8	MANHATTAN* (ESPN+)	7:00 p.m.
Sat.	Feb. 10	QUINNIPAC* (ESPN+)	4:00 p.m.
Fri.	Feb. 16	at Rider* (ESPN+)	7:00 p.m.
Sun.	Feb. 18	at Fairfield* (ESPN+)	2:00 p.m.
Fri.	Feb. 23	SAINT PETER'S* (ESPN+)	7:00 p.m.
Sun.	Feb. 25	IONA* (ESPN+)	2:00 p.m.
Fri.	Mar. 1	at Canisius* (ESPN+)	7:00 p.m.
Sun.	Mar. 3	at Niagara* (ESPN+)	2:00 p.m.
Sat.	Mar. 9	FAIRFIELD* (ESPN+)	4:00 p.m.
Mar. 12-16	MAAC Tournament (Atlantic City, N.J.)		

HOME GAMES IN BOLD CAPS | All Times Eastern unless noted

* - Metro Atlantic Athletic Conference Game

! - Metro Atlantic Athletic Conference Tournament (Atlantic City, N.J.)

% - Georgetown MTE

@MountHoops

MOUNT STORYLINES

► Mount St. Mary's dropped a hard-fought matchup at Saint Peter's, 70-64, last Sunday to fall to 2-2 in the MAAC and 6-9 overall. The Mount used a 16-to-2 run to take a six-point lead with five minutes left in the opening half. Saint Peter's was able to cut the deficit to 31-29 at the break. A 12-to-2 Saint Peter's run midway proved to be the difference in the second half. Dakota Leffew paced the Mount with 19 points and six boards while Dallas Hobbs added 16 points, five rebounds and three steals.

► Iona holds a 5-1 lead in the all-time series with the Mountaineers. Last year, the Gaels swept all three matchups, including a 74-54 victory in the Metro Atlantic Athletic Conference Quarterfinals in Atlantic City. The Mount's lone win over the Gaels was a 53-38 victory on Dec. 18, 1947.

► Senior guard Dakota Leffew led the Mount with 19 points in the loss at Saint Peter's. Leffew has scored in double figures in each of the past 14 games this season, reaching the 20-point mark seven times. Over the past two years, Leffew has scored in double figures in 38 of 46 games played.






► Mount St. Mary's returns to Knott Arena for a pair of games next weekend, hosting Marist on Friday, January 19, at 7:00 p.m., and Niagara on Sunday, January 21, at 2:00 p.m.

INSIDE THE NUMBERS

► Mount St. Mary's is averaging 73.9 points per game this season while shooting 46.7 percent from the field. The last time the Mount has averaged over 73 points per game was when the 2013-14 squad averaged 75.9. The Mount's 46.7 field goal percentage is the team's highest since the 1989-90 team shot 47.7 percent from the floor.

► The Mountaineers are playing at a quicker pace this season, and are currently 90th in the nation in KenPom's adjusted tempo (70.5). That is the Mount's highest ranking in adjusted tempo since 2013-14 when the Mount finished the year 39th (68.2). This is just the second time since 1996-97 that the Mount's adjusted tempo has been 70 or higher, joining the 2000-01 team (70.0).

MOUNT ST. MARY'S PROJECTED GAME STARTERS

	1 DAKOTA LEFFEWE Guard Sr. 6-5 185 Hampton, Ga. Jonesboro	Points 17.4	Rebounds 3.9	Assists 4.0	Minutes 36.1
Last Game: Posted 19 points and six rebounds at Saint Peter's.		Note: Has scored in double figures in each of the Mount's past 14 games.			
	2 DESHAYNE MONTGOMERY Guard Fr. 6-4 190 Fort Lauderdale, Fla. Hargrave Military Acad. (Va.)	Points 12.5	Rebounds 3.3	Assists 1.5	Minutes 25.9
Last Game: Held to five points and four rebounds at Saint Peter's.		Note: Has started each of the past two games.			
	11 GEORGE TINSLEY Forward Gr. 6-6 210 Clarks Summit, Pa. Abington Heights	Points 6.3	Rebounds 4.4	Assists 1.1	Minutes 23.8
Last Game: Posted six points and three rebounds at Saint Peter's.		Note: Shooting a team-best 57.4 percent from the field this season.			
	12 JEDY CORDILIA Forward Jr. 6-9 210 Tilburg, Netherlands West Nottingham Acad. (Md.)	Points 7.4	Rebounds 4.8	Assists 0.5	Minutes 21.4
Last Game: Finished with nine points and three rebounds at Saint Peter's.		Note: Averaging 9.0 points over the past five games, shooting 61.5 percent from the field (16-of-26).			
	23 JOSHUA REAVES Guard Sr. 6-4 205 Hamden, Conn. South Kent School	Points 7.3	Rebounds 2.2	Assists 1.3	Minutes 28.6
Last Game: Finished with four points at Saint Peter's.		Note: Has four games this season in double figures in scoring.			

GAMEDAY INFO

Game No.	16
Date	Sunday, January 14, 2024
Tip Time	1:00 p.m.
Location	New Rochelle, N.Y.
Arena (Capacity)	Hynes Athletic Center (2,625)
Watch	ESPN+
Listen	WFMD - 930 AM

SERIES INFO

Series	Iona leads, 5-1
Last Mount Win	Mount 53, Iona 38 (12/18/1947)
Last Iona Win	Iona 74, Mount 54 (3/8/2023)
at Mount	0-1
at Iona	1-3
at Neutral Site	0-1

BY THE NUMBERS

Category	Mount	Iona
Record	6-9	6-9
Streak	11	12
Scoring Offense	73.2	70.7
Scoring Defense	70.9	71.1
Scoring Margin	+2.3	-0.4
Field Goal Pct.	.467	.424
Field Goal Pct. Defense	.426	.445
3-Point Pct.	.323	.343
3-Point Pct. Defense	.311	.352
Free Throw Pct.	.697	.650
Rebound Margin	+1.6	-3.7
Assists per Game	14.0	13.6
Turnovers per Game	15.2	11.4
Turnover Margin	-0.5	+4.2
Steals per Game	7.8	9.8
Blocks per Game	4.1	3.1

NCAA TOURNAMENT 1995, 1999, 2008, 2014, 2017, 2021

2023-24 MOUNT BASKETBALL ROSTER

No.	Name	Pos.	Ht./Wt.	Cl.	Hometown/High School (Previous School)
1	Dakota Leffew	G	6-5/185	Sr.	Hampton, Ga./Jonesboro
2	De'Shayne Montgomery	G	6-4/190	Fr.	Ft. Lauderdale, Fla./Hargrave Military Acad. (Va.)
3	Jonathan Ogunfuye	F	6-7/190	Fr.	Houston, Texas/Spire Academy
4	Dola Adebayo	F	6-8/190	So.-R	Ocala, Fla./Canterbury School
5	Malcolm Dread	G	6-4/210	So.	Detroit, Mich./Gonzaga (D.C.)
10	Patrick Haigh	G	6-4/190	Fr.	Altoona, Pa./Bishop Guilfoyle
11	George Tinsley	F	6-6/210	Gr.	Clarks Summit, Pa./Abington Heights
12	Jedy Cordilia	F	6-9/210	Jr.	Tilburg, Netherlands/West Nottingham Acad. (Md.)
13	Dallas Hobbs	G	6-1/160	Fr.	Dallas, Texas/Dynamic Prep
15	Terrell Ard, Jr.	F	6-7/220	Jr.	Marietta, Ga./Putnam Science Academy
21	Ronald Jessamy	F	6-8/210	Fr.	Philadelphia, Pa./Palmetto Ridge (Fla.)
23	Joshua Reaves	G	6-4/205	Sr.	Hamden, Conn./South Kent School
24	František Bartoň	F	6-7/210	Sr.	Brno, Czech Republic/Get Better Academy [Prague]
25	Joshua Olaosebikan	G	6-1/185	Jr.	Waldorf, Md./Northpoint
45	Xavier Lipscomb	G	6-2/195	Sr.	Washington, D.C./St. Stephen's & St. Agnes School

COACHING STAFF

Head Coach: Dan Engelstad (St. Mary's '07, 6th Season)

Associate Head Coach: Will Holland (Mount St. Mary's '10, 8th Season)

Assistant Coach: Justin Burrell (Holy Cross '15, 3rd Season)

Assistant Coach: Jeremy Freeman (Cornell '15, 3rd Season)

Dir. of Basketball Ops: Evan Fisher (Siena '19), 1st Season

Graduate Assistant: Andrew Winton (Gettysburg '23, 1st Season)

Strength & Conditioning Coach: Travis Scott (2nd Season)

Athletic Trainer: Meghan Weakes (1st Season)

PRONUNCIATION GUIDE

Dola Adebayo	Dole-ah Add-ah-bye-oh
František Bartoň	Fran-ta-sheck Bar-fo-ne
Jedy Cordilia	JD Cor-deal-ee-a
Dan Engelstad	Eng-ghl-stadd
Patrick Haigh	HAY
Dakota Leffew	Luh-few
Jonathan Ogunfuye	O-gun-Fway-e
Joshua Olaosebikan	Oh-la-sa-bee-can
Ronald Jessamy	Jess-a-me

2023-24 RADIO/TV CHART



1 DAKOTA LEFFEW
G, 6-2, 185, Senior
Hampton, Ga.



2 DE'SHAYNE MONTGOMERY
G, 6-4, 190, Freshman
Ft. Lauderdale, Fla.




3 JONATHAN OGUNFUYE
F, 6-7, 190, Freshman
Houston, Texas



4 DOLA ADEBAYO
F, 6-8, 190, Redshirt Sophomore
Ocala, Fla.



5 MALCOLM DREAD
G, Sophomore
Ocala, Fla.



10 PATRICK HAIGH
G, 6-4, 190, Freshman
Altoona, Pa.



11 GEORGE TINSLEY
F, 6-6, 210, Graduate Student
Clarks Summit, Pa.



12 JEDY CORDILIA
F, 6-9, 210, Junior
Tilburg, Netherlands



13 DALLAS HOBBS
G, 6-1, 160, Freshman
Dallas, Texas



15 TERRELL ARD, JR.
F, 6-7, 220, Junior
Marietta, Ga.



21 RONALD JESSAMY
F, 6-8, 210, Freshman
Philadelphia, Pa.



23 JOSHUA REAVES
G, 6-4, 205, Senior
Hamden, Conn.



24 FRANTIŠEK BARTOŇ
F, 6-7, 210, Senior
Brno, Czech Republic



25 JOSHUA OLAOSEBIKAN
G, 6-1, 185, Junior
Waldorf, Md.



45 XAVIER LIPSCOMB
G, 6-2, 195, Senior
Washington, D.C.



MOUNT ST. MARY'S ATHLETIC COMMUNICATIONS

Mark Vandergrift, Assistant AD for Communications/Men's Basketball Contact
Email: vandergrift@msmary.edu O: 301.447.5384 C: 717.357.3326

16300 Old Emmitsburg Rd.
Emmitsburg, MD 21727

UNIVERSITY INFORMATION

Mount St. Mary's University
Emmitsburg, Md.

Founded.....	1808
Enrollment.....	2,166
Nickname.....	Mountaineers, The Mount
School Colors.....	Blue and White
Affiliation.....	NCAA Division I
Conference.....	Northeast
President.....	Dr. Timothy Trainor
Director of Athletics.....	Brad Davis
Athletic Dept. Phone.....	301-447-5296
Ticket Office Phone.....	301-447-5700
Website.....	www.mountathletics.com

HEAD COACH - DAN ENGELSTAD

Seasons.....	10th Season Overall/6th Season at MSM
Overall Record.....	169-133
Record at MSM.....	65-99
Conference Regular Season Record.....	41-50
MAAC Regular Season Record.....	10-14
Conference Tournament Record.....	4-3

KNOTT ARENA

Opened.....	Nov. 28, 1987
Season.....	32nd
Capacity.....	3,121
Record at Knott Arena.....	276-182 (.603)
Engelstad's Record at Knott Arena.....	35-33 (.515)

ALL-TIME RECORD

- ▶ 115th season of basketball
- ▶ Years: 1908 to present
- ▶ Overall Record: 1581-1198 (.569)
- ▶ MAAC Regular Season Record: 10-14 (.417)
- ▶ NCAA Division I Tournament Record: 2-6
- ▶ Conference Tournament Record: 31-20

CONFERENCE REGULAR SEASON TITLES

NEC: 1996, 2017

CONFERENCE TOURNAMENT TITLES

NEC: 1995, 1999, 2008, 2014, 2017, 2021

NCAA TOURNAMENT HISTORY

Division I

Appearances (6): 1995, 1999, 2008, 2014, 2017, 2021

Division II

Appearances (14): 1957, 1961, 1962, 1963, 1967, 1969, 1970, 1979, 1980, 1981, 1982, 1985, 1986, 1987

Final Four (5): 1957, 1961, 1962, 1981, 1985

National Championship (1): 1962

NIT TOURNAMENT HISTORY

Appearances (1): 1996

▶ MOUNT ST. MARY'S UPDATE

◆ Mount St. Mary's lost at Saint Peter's, 70-64, on January 7, to fall to 6-9 overall and 2-2 in the MAAC. Dakota Leffew scored a team-high 19 points while Dallas Hobbs chipped in 16 off the bench in the loss.

◆ After falling behind by eight (17-to-9) in the early going, the Mount responded with a 16-to-2 run to take a 25-19 lead in the first half. Saint Peter's cut the deficit to 31-29 at the half on a Stephon Roberts three at the buzzer that banked in.

◆ The Peacocks used a 12-to-2 second-half run to take a 60-48 lead with five minutes left. The Mount cut the deficit to five, but could get no closer the rest of the way. The Mount shot 46.8 percent in the game while holding Saint Peter's to 40.0 percent shooting. Offensive rebounding (13 for Saint Peter's) and turnovers (20 by the Mount) proved to be the determining factors in the game.

◆ Dakota Leffew leads the Mount in scoring (17.4), assists (4.0) and three-point field goals made (35). DeShayne Montgomery is averaging 12.5 points while leading the team in steals (2.2). Jedy Cordilia is the top rebounder at 4.8 per game, George Tinsley tops in field goal percentage (.574) and Dola Adebayo leads in blocks (15).

▶ ABOUT IONA

◆ Iona has lost its past two games to fall to 6-9 overall and 1-3 in the MAAC. The Gaels dropped a heart-breaker to Niagara, 75-73, on Sunday on a three-point field goal at the buzzer. Iona is 3-3 at home this season with wins over Sacred Heart, Saint Francis U and Colgate.

◆ A three-pointer by Niagara's Braxton Bayless with 0.8 seconds remaining was the winning basket in the loss to Niagara. A defensive stop by the Gaels on the previous possession led to a go ahead bucket by junior Greg Gordon with just over six seconds left prior to the game winner by the Purple Eagles. Gordon led all scorers with 24 points while graduate Idan Tretout chipped in 22 in the loss.

◆ Tretout is Iona's top scorer this season at 13.4 points per game while Gordon is in double figures at 12.1 per contest. Gordon is also the top rebounder at 5.9 per game. Jean Aranguren is averaging 9.4 points and Wheza Panzo 9.3 on the year. Jeremiah Quigley leads the team with 47 assists.

◆ Iona is averaging 70.7 points per game while allowing 71.1. The Gaels are shooting 42.4 percent overall and 34.3 percent from three-point range. Iona forces 15.6 turnovers per game and has a +4.2 turnover margin.

▶ MOUNT OFFENSE MAKING STRIDES

◆ Mount St. Mary's is averaging 73.9 points per game this season while shooting 46.7 percent from the field. The last time the Mount has averaged over 73 points per game was

when the 2013-14 squad averaged 75.9. The Mount's 46.7 field goal percentage is the team's highest since the 1989-90 team shot 47.7 percent from the floor.

◆ One reason for the increase in scoring is that the Mountaineers are playing at a quicker pace this season. The Mount is currently 91st in the nation in KenPom's adjusted tempo (70.7). That is the Mount's highest ranking in adjusted tempo since 2013-14 when the Mount finished the year 39th (68.2). This is just the second time since 1996-97 that the Mount's adjusted tempo has been 70 or higher, joining the 2000-01 team (70.0).

◆ Mount St. Mary's had its string of consecutive games with 70 or more points stopped at six in the 70-64 loss to Saint Peter's. The Mount has reached the 70-point plateau nine times over the past 11 games, and is averaging 75.8 points over that span.

◆ Mountaineers scored 82 points in the loss to Georgia (Dec. 20) and 87 in the win over LIU (Dec. 23). It was the first time the Mount scored 80 or more in back-to-back games since wins over LIU (86-80) and St. Francis Brooklyn (86-72) in January of 2018.

◆ Mount St. Mary's has reached the 80-point mark four times this season, the most since the 2017-18 team reached the 80-point plateau nine times.

▶ LUCK?

◆ KenPom tracks the luck factor for each team throughout the season, and in the latest ratings, the Mount's is the fourth unluckiest team in the nation.

◆ KenPom defines luck as the deviation in winning percentage between a team's actual record and their expected record using the correlated Gaussian method.

◆ In the rankings, Robert Morris is the unluckiest team this year (-.193), followed by Michigan (-.182), Xavier (-.172) and the Mount (-.167). The luckiest team this year is Ole Miss (+.190), who defeated the Mount, 77-68, on December 5th.

▶ FREE THROW DEFENSE

◆ Opponents have enjoyed success at the free throw line against the Mountaineers this season. The Mount has been outscored by 81 points this year (249-to-168) over the 15 games this season.

◆ In the advanced KenPom metrics, 23.4 percent of the Mount's opponents points have come at the foul line (28th most in NCAA). The Mount's opponents are shooting 76.6 percent at the foul line this year, the 15th best FT percentage by opponents in the NCAA.

▶ CHECKING THE MAAC STATS

◆ Mount St. Mary's has posted a 2-2 record to open MAAC play this season, winning both home games (Siena, Canisius) and falling in both road contests (Manhattan, Saint Peter's).

THE ALL-TIME SERIES vs. IONA

► Iona holds a 5-1 lead in the all-time series with the Mountaineers. Last year, the Gaels took all three matchups, including a 74-54 victory in the MAAC Quarterfinals in Atlantic City. Iona posted an 81-51 win over the Mount in New Rochelle last season.

► The first three meetings between the Mount and Iona were played at Iona's O'Connell Gymnasium. The Mount's lone win was a 53-38 decision in the first-ever meeting on Dec. 18, 1947. The teams met three consecutive seasons from 1947-50.

SERIES QUICK FACTS

Overall	Iona leads, 5-1
at Iona	1-3
at Mount	0-1
at Neutral Site	0-1
First Meeting	Mount 53, Iona 38 (Dec. 18, 1947)
Engelstad vs. Iona	0-3

Most Mount Points	68 (2/24/2023)
Most Iona Points	82 (12/16/1948)
Fewest Mount Points	43 (12/17/1949)
Fewest Iona Points	38 (12/18/1947)
Current Streak	L5
Longest Mount Streak	W1
Longest Iona Streak	W5
In Overtime	0-0

GAME BY GAME

DATE	SITE	W/L	SCORE
12-18-1947	A	W	53-48
12-16-1948	A	L	46-82
12-17-1949	A	L	43-59
2-3-2023	A	L	51-81
2-24-2023	H	L	68-80
3-8-2023	N	L	54-74

Iona leads, 5-1
Home: 0-1 * Away: 1-3 * Neutral: 0-1

◆ Statistically, the Mount is averaging 73.0 points in league games while allowing 65.0 per contest. The Mount is third in the MAAC in offensive efficiency (104.0) and second in defensive efficiency (93.3) in conference matchups. The Mountaineers are shooting 49.3 percent from the field and 34.9 percent from three-point range in league games.

◆ Individually, Dakota Leffew is averaging 18.8 points, 5.3 rebounds, 4.3 assists and 1.5 steals in MAAC games while De'Shayne Montgomery is averaging 13.8 points, 4.0 rebounds and 3.0 steals.

HOME COOKING

◆ Mount St. Mary's is 4-1 at home this season with victories over Coppin State (74-60), Siena (80-48), LIU (87-59) and Canisius (74-69). The Mount's lone loss at Knott Arena was an 87-83 double-overtime setback to Howard.

◆ The Mountaineers are averaging 79.6 points per game at home this season, shooting 49.7 percent from the field and 38.7 percent from three-point range. The Mountaineers are +15.0 in scoring margin and +4.2 in rebound margin at home games this year.

◆ Dakota Leffew is averaging 16.4 points and 5.0 assists at home on the year, shooting 48.5 percent (16-of-33) from three-point range. George Tinsley is averaging 10.2 points and 5.8 rebounds at home, shooting 62.5 percent from the field.

LEFFEW LEADING THE WAY

◆ Senior guard Dakota Leffew is averaging 17.4 points, 4.0 assists, 3.9 rebounds and 1.7 steals per game. He leads the team in scoring (3rd in the MAAC) and assists (4th in the MAAC). Leffew has scored 20 or more points a team-high seven times this season.

◆ Since opening the season with eight points at Maryland, Leffew has scored in double figures in each of the past 15 games for the Mountaineers.

◆ Leffew scored a career-high 26 points at Georgia, and he had 23 points while dishing out a career-best eight assists in the Mount's 80-48 rout of Siena. He went 9-for-10 from the field in the game, including a perfect 5-for-5 from three-point range against the Saints.

◆ Leffew has seven 20-point games this year, giving him 12 for his career at the Mount. He had a streak of four consecutive games with 20 or more points earlier this season. He is the first Mount player to record four consecutive 20-point games since Junior Robinson had a pair of five-game streaks during the 2017-18 season.

◆ His 5-for-5 effort from three-point range against Siena is tied for the second-best single-game mark in Mount history. Kevin Booth holds the record by hitting all seven of his three-point attempts in a win over Widener on Jan. 21, 1989. Leffew joins Chris Vann (11-24-07 at James Madison) and Will Miller (1-3-14 at Norfolk State) who also hit all five of their three-point attempts in a game.

◆ Leffew is the Mount's top returning scorer from last season. The senior guard averaged 13.1 points, 2.7 rebounds and 1.7 assists per game for the Mount last year. Leffew was named Pre-season First Team All-MAAC by a vote of the league's coaches.

MONTGOMERY SHINES AS ROOKIE

◆ Freshman De'Shayne Montgomery has been a spark plug for the Mount this season, averaging 12.5 points, 3.3 rebounds, 2.3 steals, 1.5 assists and 0.8 per game while shooting 55.2 percent (74-for-134) from the field. After appearing off the bench the first 13 games, he has started the past two for the Mountaineers.

◆ Montgomery has scored in double figures in nine of the Mount's 15 games this season. He scored 23 points in the Mount's loss at Georgia, his third 20-point game this year. That is the most 20-point games in a season by a Mount freshman since Vado Morse had seven during the 2018-19 season.

◆ He scored a season-high 27 points while adding six rebounds, four blocks and four steals in 25 minutes of action in the Mount's win over Siena. He is just the ninth player in NCAA Division I over the past 14 seasons to put together that stat line. His 27-point effort was the most points in a game by a Mount freshman since Shivaughn Wiggins scored 28 for the Mount in a 103-82 win over Fairleigh Dickinson on March 2, 2013.

◆ Montgomery earned his second MAAC Rookie of the Week honor on December 18 after his 14-point effort in the Mount's 72-65 win at Saint Francis U. His first MAAC Rookie of the Week award came on December 4 when he averaged 21.0 points, 5.0 rebounds, 4.5 steals, 2.5 blocks and 1.0 assists

◆ Montgomery recorded 22 points and four steals in the Mount's 77-68 loss at Ole Miss a game after his 27-point outburst vs. Siena. He is the first Mount freshman to have back-to-back 20-point games Vado Morse had consecutive 24-point outings against LIU and St. Francis Brooklyn in January of 2019.

◆ Montgomery had back-to-back games with five steals in overtime losses to Howard and Manhattan. He has recorded two or more steals in nine of the Mount's 14 games this season.

◆ Montgomery recorded his first career double-double of 14 points and 10 rebounds at American.

20-POINT SCORERS

◆ Dakota Leffew (26) and De'Shayne Montgomery (23) each hit the 20-point plateau in the Mount's loss at Georgia, the third time this season the Mount has had two 20-point scorers in the same game. That is the most games with a pair of 20-point scorers by the Mountaineers since the 2013-14 season when Rashad Whack and Julian Norfleet each scored 20 in the same game on four occasions.

◆ Earlier this season, Leffew and Dallas Hobbs each reached the 20-point mark in the double-overtime loss to Howard. Leffew led the Mountaineers with 22 points while Hobbs added a career-high 20 points. In the Mount's 80-48 win over Siena, De'Shayne Montgomery had 27 points and Dakota Leffew 23.

- ◆ With Joshua Reaves scoring a team-high 20 points in the win at Saint Francis U, the Mount has had four different players record 20 or more points in a game this season. Leffew has a team-high seven, De'Shayne Montgomery three, Dallas Hobbs two and Reaves one.
- ◆ Leffew's 12 career 20-point games are the 12th most by a Mountaineer since the school moved to NCAA Division I in 1988-89. Hobbs and Montgomery are the 81st and 82nd players, respectively, to record at least one 20-point game in the Mount's Division I era. Reaves now has two career 20-point efforts.

HOBBS AT THE POINT

- ◆ Freshman point guard Dallas Hobbs has scored in double figures in each of the past three games, averaging 14.3 points, 4.0 rebounds and 3.7 assists over that stretch.
- ◆ Hobbs is now averaging 9.4 points, 3.5 rebounds and 3.4 assists per game this year. He has scored in double figures six times with three a pair of 20-point efforts.
- ◆ Hobbs made his first collegiate start at Georgetown, recording 10 points, 10 rebounds and five assists for his first career double-double. Hobbs is just the third Mount player since 2010 to post 10+ points, 10+ rebounds and 5+ assists in the same game. The others on the list are George Tinsley (10 pts, 11 rebs, 5 ast) in the Mount's MAAC First Round win over Canisius (3-7-23) and Chris Wray (14 pts, 13 rebs, 6 ast) in a win at Robert Morris (2-1-18).
- ◆ With his double-double against the Hoyas, he became the first Mount freshman to record a double-double since Jonah Antonio had 23 points and 10 boards in a win over York College on Nov. 21, 2017. Freshman teammate De'Shayne Montgomery recorded a double-double of 14 points and 10 rebounds in the next game at American.

TINSLEY ON THE RISE

- ◆ Forward George Tinsley has been on the rise for the Mountaineers. He scored a season-high 18 points in the win over Canisius while adding seven rebounds and hitting 4-of-5 from three-point range. Tinsley is averaging 11.0 points and 5.3 rebounds over the past four games, shooting 72.0 percent (18-of-25) from the field and 5-of-8 (.625) from beyond the arc.
- ◆ Tinsley has started all 15 games this season, averaging 6.3 points and 4.4 rebounds while shooting 57.4 percent from the field.
- ◆ Tinsley produced his first double-double of the season with 16 points and 10 rebounds in the Mount's win over LIU, hitting 6-of-8 from the field in the game.
- ◆ Tinsley is closing in on 1,000 career points for his collegiate career. He has tallied 934 points and 689 rebounds while playing 3,573 minutes in 122 career games played.
- ◆ Tinsley averaged 7.1 points and 6.0 rebounds while appearing in all 33 games with 31 starts last season for the Mountaineers.

2023-24 Metro Atlantic Athletic Conference Standings

Team	MAAC	Pct.	Overall	Pct.	Home	Away	Neutral	Streak
Saint Peter's	4-0	1.000	8-5	.615	4-1	4-4	0-0	W5
Quinnipiac	3-1	.750	11-4	.733	7-1	4-3	0-0	W2
Fairfield	3-1	.750	9-6	.600	4-2	5-3	0-1	W8
Marist	2-1	.667	7-5	.583	3-1	4-4	0-0	L3
Niagara	2-2	.500	6-8	.429	2-4	4-4	0-0	W3
Mount St. Mary's	2-2	.500	6-9	.400	4-1	2-8	0-0	L1
Siena	1-2	.333	2-12	.143	2-4	0-6	0-2	L7
Canisius	1-3	.250	6-8	.429	3-1	1-6	2-1	L4
Iona	1-3	.250	6-9	.400	3-3	2-3	1-3	L2
Manhattan	1-3	.250	4-9	.308	2-3	2-6	0-0	L6
Rider	1-3	.250	4-11	.267	3-2	1-9	0-0	W1

MAAC SCHEDULE

Sunday, January 7
Saint Peter's 70, Mount St. Mary's 64
Niagara 75, Iona 73
Rider 79, Canisius 76 (ot)
Quinnipiac 76, Manhattan 59
Fairfield 82, Marist 61

Friday, January 12
Siena at Canisius, 7 pm
Quinnipiac at Marist, 7 pm
Fairfield at Niagara, 7 pm
Manhattan at Rider, 7 pm

Sunday, January 14
Mount St. Mary's at Iona, 1 pm
Fairfield at Canisius, 1 pm
Saint Peter's at Manhattan, 2 pm
Siena at Niagara, 2 pm
Rider at Marist, 2 pm

Friday, January 12
Siena at Canisius, 7 pm
Quinnipiac at Marist, 7 pm
Fairfield at Niagara, 7 pm
Manhattan at Rider, 7 pm

Sunday, January 14
Mount St. Mary's at Iona, 1 pm
Fairfield at Canisius, 1 pm
Saint Peter's at Manhattan, 2 pm
Siena at Niagara, 2 pm
Rider at Marist, 2 pm

Head to Head in 2023-24 Regular Season

HOME	Result	+/-
Canisius	W, 74-69	+5
Fairfield		
Iona		
Manhattan		
Marist		
Niagara		
Quinnipiac		
Rider		
Saint Peter's		
Siena	W, 80-48	+32
ROAD	Result	+/-
Canisius		
Fairfield		
Iona		
Manhattan	L, 74-75	-1
Marist		
Niagara		
Quinnipiac		
Rider		
Saint Peter's	L, 64-70	-6
Siena		

ALL-TIME TEAM-BY-TEAM vs. the MAAC

Opponent	All-Time	Streak	Home	Road	Neutral	Last Meeting
Canisius	4-0	W4	2-0	1-0	1-0	Mar. 7, 2023 (MSM 67, CAN 66, ot)
Fairfield	1-2	L2	0-1	0-1	1-0	Feb. 12, 2023 (FFD 76, MSM 72, ot)
Iona	1-5	L5	0-1	1-3	0-1	Mar. 8, 2023 (ION 74, MSM 54)
Manhattan	7-12	L1	3-2	3-9	1-1	Dec. 1, 2023 (MAN 75, MSM 74, ot)
Marist	13-7	W1	9-2	4-5	0-0	Jan. 22, 2023 (MSM 59, MAR 55)
Niagara	1-3	W1	1-1	0-2	0-0	Feb. 17, 2023 (MSM 70, NIA 66)
Quinnipiac	15-14	W1	9-4	5-10	1-0	Feb. 5, 2023 (MSM 79, QU 75)
Rider	13-14	W1	5-6	7-8	1-0	Feb. 26, 2023 (MSM 63, RID 58)
Saint Peter's	3-4	L2	1-1	2-3	0-0	Jan. 7, 2024 (SPU 70, MSM 64)
Siena	1-6	W1	1-3	0-3	0-0	Dec. 3, 2023 (MSM 80, SIE 48)

THE MOUNT'S RECORD WHEN

At home	4-1
On the road	2-8
Neutral Site	0-0
Overtime	0-1
Day Games	3-5
Night Games	3-4
Home MAAC Regular Season	2-0
Away MAAC Regular Season	0-2
Games decided by 1 point	0-1
Games decided by 2-5 points	1-3
Games decided by 6-9 points	1-2
Games decided by 10 points or more	4-3
When outrebounding opponent	4-5
When outrebounded by opponent	2-4
When rebounds equal	0-0
When leading at the half	6-4
When trailing at the half	0-5
When tied at the half	0-0
When playing teams w/ winning record	0-3
When playing teams w/ losing record	5-4
When playing teams w/ .500 record	1-2
When outshooting opponent	6-5
When outshot by opponent	0-4
When tied in shooting w/ opponent	0-0
When team has 30-39 rebounds	2-6
When team has 40-49 rebounds	3-2
When team has 50+ rebounds	0-0
When team shoots below 40%	0-1
When team shoots 40-49.9%	2-7
When team shoots 50% or above	4-1
When Mount makes 5-9 3-pointers	4-4
When Mount makes 10+ 3-pointers	2-1
When a Mount player scores 20+	3-6
When a Mount player scores 30+	0-0
When a Mount player scores 40+	0-0
When a Mount player has 10+ rebounds	2-3
When a Mount player has 10+ assists	0-0
When a Mount player at 5+ steals	0-2
SCORING	
When scoring 80+ points	2-2
When scoring 70-79 points	4-3
When scoring 60-69 points	0-3
When scoring below 60 points	0-1
When opponents score under 60 points	2-0
When opponents score 60-69 points	4-2
When opponents score 70-79 points	0-4
When opponents score 80+ points	0-3
STREAKS	
Coming off a win	1-5
Coming off a loss	5-3
Longest winning streak	W2
Longest losing streak	L4
Current Streak	L1
DAYS OF THE WEEK	
Monday	0-0
Tuesday	0-2
Wednesday	0-2
Thursday	0-0
Friday	2-1
Saturday	3-3
Sunday	1-1

Mount St. Mary's Career Leaders

POINTS		Points
1. Jack Sullivan (1953-57)		2,672
2. Chris McGuthrie (1992-96)		2,297
3. Junior Robinson (2014-18)		1,872
4. Fred Carter (1966-69)		1,840
5. Mike Cataline (1972-76)		1,838
REBOUNDS		Rebounds
1. Bob Sutor (1965-70)		1,368
2. Sal Angelo (1952-55)		1,334
3. Jack Sullivan (1953-57)		1,216
4. Bill Williams (1954-58)		1,154
5. John O'Reilly (1960-63)		1,113
ASSISTS		Assists
1. Jeremy Goode (2006-10)		603
2. Gregory Harris (1996-00)		529
3. John Moore (1984-88)		471
4. Riley Inge (1993-96)		466
5. Marlon Cook (1981-85)		463
STEALS		Steals
1. Paul Edwards (1982-87)		316
2. Jeremy Goode (2006-10)		260
3. Darryle Edwards (1981-85)		226
4. Gregory Harris (1996-00)		205
5. Riley Inge (1993-96)		204
BLOCKS		Blocks
1. Mike Grimes (1984-88)		231
2. Gerben Van Dorpe (1994-98)		195
3. Nana Opoku (2018-22)		194
4. Chris Wray (2014-18)		141
5. Michael Watson (1991-95)		140
GAMES PLAYED		Games Played
1. Malik Jefferson (2018-23)		134
2. Junior Robinson (2014-18)		131
3. Jeremy Goode (2006-10)		128
3. Markus Mitchell (2006-10)		128
3. Taylor Danaher (2012-16)		128
3. Will Miller (2013-17)		128

eers.

◆ Tinsley scored in double figures nine times last year while he was a consistent rebounds, grabbing five or more 24 times. He scored a season-high 18 points against Manhattan on Jan. 13, and he had a double-double with 10 points and 11 rebounds in the Mount's overtime win against Canisius in the First Round of the MAAC Tournament.

◆ Tinsley was the America East Rookie of the Year after averaging 11.6 points and 7.4 rebounds as a freshman at Binghamton during the 2019-20 season.

WELCOME BACK JOSHUA REAVES

◆ Joshua Reaves scored a team-high 17 points in the Mount's 87-59 win over LIU, connecting on 5-of-7 from three-point range. Reaves is now averaging 7.3 points per game this season while shooting 35.1 percent (27-of-77) from three-point range. He has scored in double figures four times this year.

◆ Reaves scored a season-high 20 points in the Mount's win at Saint Francis U, hitting 6-of-8 from three-point range in the win. Reaves scored 17 of his season-high 20 points in the first half in helping the Mount build a 40-15 lead at the break. It is the second career 20-point game for Reaves, who scored a career-high 22 in a win over Sacred Heart as a freshman.

◆ Reaves returned to the lineup for the Mount in the season

THE STARTING FIVE

Opponent	Guard	Guard	Guard	Forward	Forward	Times Used (Record)	Lineup# (Streak)
at Maryland	Lipscomb	Reaves	Leffew	Tinsley	Cordilia	1 (0-1)	1 (1)
COPPIN STATE	Lipscomb	Reaves	Leffew	Tinsley	Cordilia	2 (1-1)	1 (2)
at Georgetown	Hobbs	Reaves	Leffew	Tinsley	Cordilia	1 (0-1)	2 (1)
at American	Hobbs	Reaves	Leffew	Tinsley	Cordilia	2 (0-2)	2 (2)
HOWARD	Hobbs	Reaves	Leffew	Tinsley	Cordilia	3 (0-3)	2 (3)
at Manhattan	Hobbs	Reaves	Leffew	Tinsley	Cordilia	4 (0-4)	2 (4)
SIENA	Hobbs	Reaves	Leffew	Tinsley	Cordilia	5 (1-4)	2 (5)
at Mississippi	Hobbs	Reaves	Leffew	Tinsley	Cordilia	6 (1-5)	2 (6)
at Loyola	Hobbs	Reaves	Leffew	Tinsley	Cordilia	7 (2-5)	2 (7)
at Saint Francis U	Hobbs	Reaves	Leffew	Tinsley	Cordilia	8 (3-5)	2 (8)
at Georgia	Hobbs	Reaves	Leffew	Tinsley	Cordilia	9 (3-6)	2 (9)
LIU	Hobbs	Reaves	Leffew	Tinsley	Cordilia	10 (4-6)	2 (10)
at Delaware State	Hobbs	Reaves	Leffew	Tinsley	Cordilia	11 (4-7)	2 (11)
CANISIUS	Montgomery	Reaves	Leffew	Tinsley	Cordilia	1 (1-0)	3 (1)
at Saint Peter's	Montgomery	Reaves	Leffew	Tinsley	Cordilia	2 (1-1)	3 (2)
at Iona							
MARIST							
NIAGARA							
at Quinnipiac							
RIDER							
at Marist							
at Siena							
MANHATTAN							
QUINNIPAC							
at Rider							
at Fairfield							
SAINT PETER'S							
IONA							
at Canisius							
at Niagara							
FAIRFIELD							

opener at Maryland, tallying a team-high 10 points, hitting 4-of-8 from the field and 2-of-3 from three-point range. Reaves missed all but three games last season due to injury.

- ◆ Reaves started 19 of the Mount's 23 games his freshman season, averaging 7.0 points in helping lead the Mount to the Northeast Conference title and an NCAA tournament berth. As a sophomore, he started 14 of 29 games, averaging 6.6 points per game.
- ◆ A solid three-point shooter, Reaves is 111-for-309 (.592) from three-point range in his career. He has 476 points in 70 career games played for the Mountaineers.

▶ MAAC PRESEASON POLL

- ◆ Mount St. Mary's was picked to finish in seventh place in the Preseason Coaches' Poll as voted on by the league's 11 head coaches. The Mountaineers are in their second season in the MAAC after a 33-year stint in the Northeast Conference.
- ◆ Rider was tabbed as the league favorite with 117 points and eight first-place votes, followed by Iona (108, 2 first place votes), Canisius (89, 1 first place vote), Siena (77), Quinnipiac (71), Fairfield (70), Mount St. Mary's (59), Marist (48), Niagara (43), Saint Peter's (30) and Manhattan (14).
- ◆ Dakota Leffew was named Preseason All-MAAC First Team. He is joined by Iona's Osborn Shema, Rider's Mervin James and Allen Powell, and Quinnipiac's Matt Balanc. James was selected as the MAAC's Preseason Player of the Year.

2023-24 MAAC Preseason Coaches Poll

1.	Rider	117 (8)
2.	Iona	108 (2)
3.	Canisius	89 (1)
4.	Siena	77
5.	Quinnipiac	71
6.	Fairfield	70
7.	Mount St. Mary's	59
8.	Marist	48
9.	Niagara	43
10.	Saint Peter's	30
11.	Manhattan	14

First Place votes in ().

of the Week honor this season. He is the first Mountaineer to earn multiple Rookie of the Week awards since Vado Morse has six and Malik Jefferson three for the Mount during the 2019-20 season when the team was in the Northeast Conference.

- ◆ The Mount swept the Metro Atlantic Athletic Conference weekly honors on December 4. Dakota Leffew was named the league's Player of the Week while De'Shayne Montgomery was the Rookie of the Week.
- ◆ Leffew averaged 22.0 points, 5.5 assists, 4.0 rebounds and 2.5 steals for the Mount in the team's first two MAAC games. He scored 20 or more points in each game. Montgomery was sensational for the Mount that week, averaging 21.0 points, 5.0 rebounds, 4.5 steals, 2.5 blocks and 1.0 assists over the two games.

▶ LIPSCOMB OUT

- ◆ Mount St. Mary's point guard Xavier Lipscomb is out for the season with a foot injury. Lipscomb averaged 5.0 points, 4.5 rebounds and 4.0 assists while starting the first two games of the season for the Mountaineers. He had 10 points, seven boards and five assists in the Mount's win over Coppin State.

▶ MAAC WEEKLY HONORS

- ◆ Freshman De'Shayne Montgomery was named the MAAC Rookie of the Week on December 18 after his 14-point effort in the 72-65 win at Saint Francis U. It is his second MAAC Rookie

THE LAST TIME IT HAPPENED...

SCORING

A Player Scored 40 Points: Sam Prescott (44) vs. Bryant (2/14/13)
A Player Scored 35 Points: Junior Robinson (39) vs. Loyola (12/2/17)
A Player Scored 30 Points: Damian Chong Qui (30) at CCSU (1/22/21)
A Player Scored 25 Points: Dakota Leffew (26) at Georgia (12/20/23)
A Player Scored 20 Points: Dakota Leffew (21) at Delaware State (12/30/23)
Two players with 20+ points same game: Dakota Leffew (26) and De'Shayne Montgomery (23) at Georgia (12/20/23)
A Player Scored at Least 30 Points in Back-to-Back Games:
 Chris McGuthrie, 32 at Loyola (12/16/95) and 37 at Georgia Tech (12/18/95)
Five Players Scored in Double Figures in a Game: Joshua Reaves (17), George Tinsley (16), Dakota Leffew (11), De'Shayne Montgomery (11), Jedy Cordilla (10) and Terrell Ard, Jr. (10) vs. LIU (12/23/23).
Five Players Scored in Double Figures in Back-to-Back Games:
 vs. Fairleigh Dickinson (1/12/17) and Saint Francis U (1/14/17)
Six Players Scored in Double Figures in a Game: Joshua Reaves (17), George Tinsley (16), Dakota Leffew (11), De'Shayne Montgomery (11), Jedy Cordilla (10) and Terrell Ard, Jr. (10) vs. LIU (12/23/23).
Leading Scorer off the Bench: De'Shayne Montgomery (22) at Ole Miss (12/15/23)

REBOUNDING

A Player Had 10+ Rebounds: George Tinsley (10) vs. LIU (12/23/23)
A Player Had 15+ Rebounds: Mezie Offurum (16) vs. Texas Southern (3/18/21)
A Player Had 16+ Rebounds: Mezie Offurum (16) vs. Texas Southern (3/18/21)
A Player Had 17+ Rebounds: Omar Habwe (17) vs. Bryant (1/10/19)
A Player Had 18+ Rebounds: Malik Jefferson (20) at American (12/18/18)
A Player Had 20+ Rebounds: Malik Jefferson (20) at American (12/18/18)
A Player Had 25+ Rebounds: Bob Sutor (29) vs. Towson (12/15/69)
Two Players Had Double-Figure Rebounds in the Same Game: Malik Jefferson (14) and George Tinsley (11) vs. Canisius (3/7/23)

ASSISTS

A Player Had 10+ Assists in a Game: Jalen Benjamin (12) vs. Canisius (2/19/23)
A Player Had 11+ Assists in a Game: Jalen Benjamin (12) vs. Canisius (2/19/23)
A Player Had 12+ Assists in a Game: Jalen Benjamin (12) vs. Canisius (2/19/23)
A Player Had 13+ Assists in a Game: Riley Inge (13) vs. Long Island (1/15/94)
A Player Had 14+ Assists in a Game: Riley Inge (15) vs. Robert Morris (1/8/94)
A Player Had 15+ Assists in a Game: Riley Inge (15) vs. Robert Morris (1/8/94)
Two Players with Double-Figure Assists in the Same Game:
 Riley Inge (11) and Chris McGuthrie (10) at St. Francis (N.Y.) (2/11/95)

BLOCKS

A Player Had 5+ Blocks in a Game: Nana Opoku (5) vs. Morgan State (12/18/21)
A Player Had 6+ Blocks in a Game: Nana Opoku (6) vs. Sacred Heart (1/30/21)
A Player Had 7+ Blocks in a Game: Nana Opoku (9) vs. Saint Francis U (2/2/19)
A Player Had 8+ Blocks in a Game: Nana Opoku (9) vs. Saint Francis U (2/2/19)
A Player Had 9+ Blocks in a Game: Nana Opoku (9) vs. Saint Francis U (2/2/19)
A Player Had 10+ Blocks in a Game: Gerben Van Dorpe vs. Rider (1/1/96)

STEALS

A Player Had 5+ Steals in a Game: De'Shayne Montgomery (5) at Manhattan (12/1/23)
A Player Had 6+ Steals in a Game: Mezie Offurum (6) at CCSU (1/21/21)
A Player Had 7+ Steals in a Game: Jeremy Goode (7) vs. Loyola (12/1/07)
A Player Had 8+ Steals in a Game: Riley Inge (9) at St. Francis (N.Y.) (1/13/96)
A Player Had 9+ Steals in a Game: Riley Inge (9) at St. Francis (N.Y.) (1/13/96)
A Player Had 10+ Steals in a Game: Durelle Lewis (10) vs. Glassboro State (12/28/79)

DOUBLE-DOUBLES

A Player Had a Double-Double in Points and Rebounds: George Tinsley (16 points and 10 rebounds) vs. LIU (12/23/23)
A Player Had a Double-Double in Points and Assists: Jalen Benjamin (10 points and 12 assists) vs. Canisius (2/19/23)
Two Players Had Double-Doubles in the Same Game: Mezie Offurum (22 points and 13 rebounds) and Damian Chong Qui (14 points, 11 rebounds) at Fairleigh Dickinson (2/21/21)
A Player Had Back-to-Back Double-Doubles: Malik Jefferson vs. Saint Francis U (10 points, 12 rebounds on 2/25/21), Wagner (10 points, 10 rebounds on 3/6/21) and at Bryant (10 points, 15 rebounds on 3/9/21)

MINUTES PLAYED

Played all 40 mins. (reg.): Dakota Leffew (40) at Howard (12/21/22)
Played 50+ mins.: Chris Vann (53) and Jeremy Goode (50), at Long Island (1/4/07)
Played 55+ mins.: Landy Thompson (55) at Central Connecticut (2/2/04)
Played 60+ mins.: Dave Samuels (60), Dick Talley (60), Ed Pfeiffer (60), Dave Maloney (60) vs. Albright (3/9/1962)

TEAM STATISTICS

Scored 100+ points
 at Home: Mount 117, Washington (Md.) 62 (1/11/21)
 on Road: Mount 103, Norfolk State 84 (1/3/14)
 at Neutral Site: Mount 110, East Stroudsburg 90 (1/24/86)
Scored 90+ points: Mount 98, Sacred Heart 59 (1/21/22)
Allowed 100+ points
 at Home: Wagner 109, Mount 99 (1/22/00)
 on Road: NC State 105, Mount 55 (1/6/18)
 at Neutral Site: North Carolina 113, Mount 74 (3/21/08)
Allowed 90+ points: Georgia 94, Mount 82 (12/20/23)
Allowed less than 50 points: Mount 80 Siena (48) (12/3/23)
Allowed less than 40 points: Mount 51, Loyola 34 (12/10/22)
Most Points Scored in a Half (Division I Era):
 1st Half: 61, vs. Washington (Md.) (1/11/21), 1st Half: Final: MSM 117, WC 62
 2nd Half: 63, vs. Marist (2/24/94), 2nd half: Final: MSM 113, Marist 91
Fewest Points Scored in a Half (Division I Era):
 1st Half: 11, at Virginia Tech (1/2/11), Final: Virginia Tech 99, Mount 34
 1st Half: 11, vs. Maryland Eastern Shore (1/19/14), Final: MDES 53, Mount 41
 2nd Half: 15, at Savannah State (12/22/11), Final: Savannah State 45, Mount 41
 2nd Half: 15, Wagner (2/16/21), Final: Wagner 61, Mount 39
Fewer Points Allowed in a Half (Division I Era)
 1st Half: 10, Columbia (12/9/1997), Mount 69, Columbia 42 (Halftime Score: 31-10)
 1st Half: 10, Loyola (12/10/22), Mount 51, Loyola 34 (Halftime Score: 24-10)
 1st Half: 13, at Robert Morris (1/14/2016), Mount 76, Robert Morris 52
 2nd Half: 13, McDaniel (1/15/22), Mount 60, McDaniel 38
Shot 60 percent or better: 63.0 (46-of-73) vs. Washington (Md.) (1/11/21)
Shot 50 percent or better: 50.8 (30-of-59) vs. Canisius (1/5/24)
Blocked 10 shots: 10 at Bryant (3/9/21)
Had 5 or fewer turnovers: 3 at Santa Clara (12/7/21)
Forced 20 turnovers: 20 vs. American (12/6/22)
Won by 30+ points: Mount 80, Siena 48 (12/3/23)
Won by 40+ points: Mount 80, Widener 33 (1/21/88)
Won by 50+ points: Mount 117, Washington (Md.) 62 (1/11/21)
Won 5 in a row: Jan. 17, 2022 thru Feb. 3, 2022 (6 games)
Won 10 in a row: Jan. 28, 2010 thru Mar. 7, 2010 (11 Games)
Won 15 in a row: Jan. 20, 1996 thru Mar. 1, 1996 (15 Games)
Won 20 in a row: Feb. 12, 1957 thru Mar. 13, 1957 (21 games)

TOP COMEBACKS IN A WIN UNDER DAN ENGELSTAD

Deficit	Score	Time	Half	Final Score	Margin	Opponent	Date
18	36-18	1:31	1st	73-71	+2	at St. Francis Brooklyn	3-2-19
17	39-22	18:22	2nd	74-70ot	+4	at Robert Morris	11-19-21
14	18-4	14:07	1st	79-75	+4	at Quinnipiac	2-5-23
14	29-15	5:00	1st	67-66 ot	+1	Canisius	3-7-23
13	22-9	9:10	1st	67-65	+2	at Bryant	1-11-20
13	30-17	3:44	1st	69-61	+8	at St. Francis Brooklyn	1-8-22

TOP DEFICITS OVERCOME UNDER DAN ENGELSTAD

Deficit	Score	Time	Half	Final Score	Margin	Opponent	Date
22	33-11	6:58	1st	75-74	-1	at Manhattan	12-1-23
18	36-18	1:31	1st	73-71	+2	at St. Francis Brooklyn	3-2-19
17	39-22	18:22	2nd	74-70ot	+4	at Robert Morris	11-19-21
15	30-15	6:44	1st	69-80	-11	at Saint Francis U	1-3-19
14	18-4	14:07	1st	79-75	+4	at Quinnipiac	2-5-23
14	30-16	1:50	1st	59-62	-3	at Robert Morris	1-5-19
14	29-15	5:00	1st	67-66 ot	+1	Canisius	3-7-23

TOP COMEBACKS IN A WIN (NCAA DIVISION I ERA)

Deficit	Score	Time	Half	Final Score	Margin	Opponent	Date
21	25-4	6:13	1st	61-54	+7	at Long Island	1-17-15
19	56-37	9:15	2nd	72-71	+1	St. Francis Brooklyn	3-5-14
18	36-18	1:31	1st	73-71	+2	at St. Francis Brooklyn	3-2-19
18	32-14	1:00	1st	61-59	+2	Monmouth	1-15-97
17	39-22	18:22	2nd	74-70ot	+4	at Robert Morris	11-19-21
17	44-27	2:24	1st	81-73	+8	Bucknell	12-8-15

TOP DEFICITS OVERCOME (NCAA DIVISION I ERA)

Deficit	Score	Time	Half	Final Score	Margin	Opponent	Date
22	33-11	6:58	1st	75-74	-1	at Manhattan	12-1-23
21	25-4	6:13	1st	61-54	+7	at Long Island	1-17-15
19	21-2	11:32	1st	71-64	-7	vs. Albany	3-18-14
19	56-37	9:15	2nd	72-71	+1	St. Francis Brooklyn	3-5-14
18	36-18	1:31	1st	73-71	+2	at St. Francis Brooklyn	3-2-19
18	32-14	1:00	1st	61-59	+2	Monmouth	1-15-9
17	four times						

NOTES: The Mountaineers have rallied from a double-digit deficit to take the lead 21 times under head coach Dan Engelstad....The Mount has a 10-11 record in those contests...Since moving to NCAA Division I, the Mount has rallied from a double-digit deficit to take the lead 97 times...The Mountaineers own a 51-46 record in those games.

THE MOUNT BY POSSESSION

GAME	Offense PPP	Defense PPP
at Maryland	0.80	1.03
COPPIN STATE	1.07	0.87
at Georgetown	0.95	1.09
at American	1.00	1.05
HOWARD	1.01	1.06
at Manhattan	0.99	1.00
SIENA	1.16	0.70
at Mississippi	0.96	1.08
at Loyola	1.10	0.91
at Saint Francis U	1.06	0.96
at Georgia	1.06	1.22
LIU	1.21	0.82
at Delaware State	0.99	1.04
Canisius	1.07	1.00
at Saint Peter's	0.94	1.03
at Iona		
MARIST		
NIAGARA		
at Quinnipiac		
RIDER		
at Marist		
at Siena		
MANHATTAN		
QUINNIPIAC		
at Rider		
at Fairfield		
SAINT PETER'S		
IONA		
at Canisius		
at Niagara		
FAIRFIELD		

OVERALL

Mount offensive high - 1.21 (LIU)
 Mount offensive low - 0.80 (at Maryland)

Mount defensive high - 1.22 (at Georgia)
 Mount defensive low - 0.70 (Siena)

MAAC PLAY

Mount offensive high - 1.16 (Siena)
 Mount offensive low - 0.99 (at Manhattan)

Mount defensive high - 1.03 (at Saint Peter's)
 Mount defensive low - 0.70 (Siena)

All-Time 20-Point Games

(Since Joining NCAA Division I)

Name	20-Point Games
Chris McGuthrie	50
Junior Robinson	34
Kevin Booth	33
Gregory Harris	28
Landy Thompson	28
Jeremy Goode	21
Rashad Whack	19
Julian Norfleet	19
Riley Inge	18
John Miller	16
Chris Vann	15
Jalen Benjamin	13
Dakota Leffew	12
Jalen Gibbs	11
Vado Morse	10
Elijah Long	10
BK Ashe	10
Michael Watson	10
Scott Murphy	8
Mike Tate	8
Gerben Van Dorpe	8
Damian Chong Qui	7
Charles Cook	7
Jean Calou	6
Silas Cheung	6
Jamion Christian	6
Robert Balgac	5
Phil Galvin	5
Jeff Hall	5
Malik Jefferson	4
Sam Prescott	4
Shivaughn Wiggins	4
Pat Arangana	4
Jerry Lloyd	4
Melvin Whitaker	4
Shawn Atupem	4
Miles Wilson	4
De'Shayne Montgomery	3
Chris Wray	3
Gregory Graves	3
Lamar Trice	3
Eric Bethel	3
Kiel Butler	3
Chris Cavanaugh	3
Tony Hayden	3
Aaron Herbert	3
Keith Price	3
Alex Watson	3
Terrence Wilson	3
Joshua Reaves	2
Dallas Hobbs	2
Mezie Offurum	2
Nana Opoku	2
Omar Habwe	2
Jonah Antonio	2
Kelvin Parker	2
Danny Thompson	2
Kelly Beidler	2
Will Holland	2
Mychal Kearse	2
Irv Conwell	2
Jedy Cordilia	1
Dee Barnes	1
Charles Glover	1
Will Miller	1
Chris Martin	1
Andrew Smeathers	1
Raven Barber	1
Koki Adesi	1
Mike Brown	1
Anthony Carr	1
Nick Dodson	1
Newton Gayle	1
Doua John	1
Antonio Johnson	1
Dave Kapoona	1
Anael Rivera	1
Sefton Robinson	1
Konata Springer	1
Chad Stull	1
Larry Townes	1
Cliff Warren	1

All-Time 30-Point Games

(Since Joining NCAA Division I)

Name	30-Point Games
Chris McGuthrie	13
Kevin Booth	7
Landy Thompson	6
Junior Robinson	5
Scott Murphy	2
Damian Chong Qui	1
Jalen Gibbs	1
Julian Norfleet	1
Rashad Whack	1
Charles Cook	1
Gregory Harris	1
Riley Inge	1

All-Time 40-Point Games

(Since Joining NCAA Division I)

Name	40-Point Games
Chris McGuthrie	1
Sam Prescott	1

All-Time Double-Doubles

(Since Joining NCAA Division I)

Name	Double-Doubles
Malik Jefferson	17
Michael Watson	15
Mychal Kearse	13
Pat Arangana	13
Nana Opoku	11
Riley Inge	11
Alex Watson	11
Gregory Harris	9
Gregory Graves	8
Kelly Beidler	8
Gerben Van Dorpe	7
Randy Edney	6
Anthony Carr	6
Chris Cavanagh	6
Chris Wray	5
Melvin Whitaker	5
Tony Hayden	5
Robert Balgac	4
Newton Gayle	4
Chad Stull	4
George Tinsley	3
Mezie Offurum	3
Danny Thompson	3
Jeremy Goode	3
Jedy Cordilia	2
Damian Chong Qui	2
Junior Robinson	2
Miles Wilson	2
Elijah Long	2
Julian Norfleet	2
Rashad Whack	2
Markus Mitchell	2
Nick Dodson	2
Chris McGuthrie	2
Mike Tate	2
Jeff Hall	2
De'Shayne Montgomery	1
Dallas Hobbs	1
Jalen Benjamin	1
Omar Habwe	1
Jonah Antonio	1
Donald Carey	1
Mawdo Sallah	1
Taylor Danaher	1
BK Ashe	1
Raven Barber	1
Kelvin Parker	1
Will Holland	1
Sam Atupem	1
Kiel Butler	1
Landy Thompson	1
Jerry Lloyd	1
Angel Rivera	1
Jamion Christian	1
Aaron Herbert	1
Keith Price	1
Terrence Wilson	1
Michael Cook	1
Konata Springer	1
Mike Brown	1
Kevin Booth	1

Starter/Bench Scoring

Game	Total	Starters	Bench
at Maryland	53	24	29
COPPIN STATE	74	51	23
at Georgetown	72	33	39
at American	65	49	16
HOWARD	83	66	17
at Manhattan	74	46	28
SIENA	80	43	37
at Mississippi	68	35	33
at Loyola	77	59	18
at Saint Francis U	72	42	30
at Georgia	82	55	27
LIU	87	57	30
at Delaware State	73	58	15
Canisius	74	49	25
at Saint Peter's	64	43	21
at Iona			
MARIST			
NIAGARA			
at Quinnipiac			
RIDER			
at Marist			
at Siena			
MANHATTAN			
QUINNIPAC			
at Rider			
at Fairfield			
SAINT PETER'S			
IONA			
at Canisius			
at Niagara			
FAIRFIELD			

DUNK SCOREBOARD

Dunks	2023-24	Career
De'Shayne Montgomery	13	13
Ronald Jessamy	11	11
Dola Adebayo	9	14
Jedy Cordilia	4	11
Dakota Leffew	4	13
Frantisek Barton	2	10
Terrell Ard, Jr.	2	2
TOTAL	45	



HEAD COACH DAN ENGELSTAD

6th Season at Mount St. Mary's; 10th Season Overall ♦ Career Record: 169-133 ♦ St. Mary's (Md.) (2007)

Dan Engelstad enters his sixth season at the helm of the Mount men's basketball program. Named the 22nd head coach in Mount St. Mary's men's basketball program history on May 9, 2018, Engelstad led the Mount to road wins at Wagner and Bryant to secure the Mount's sixth NEC title in 2021. Last year, he guided the Mount through its first season in the Metro Atlantic Athletic Conference with the team posting a MAAC Tournament win and a 5-2 record over the final seven games.

Engelstad, a former assistant coach at the Mount under Milan Brown, spent five seasons at the helm of Southern Vermont College (SVC) in Bennington, Vermont, where he led a remarkable turnaround and helped carry the program to new heights. The Bethesda, Maryland native posted a 104-34 (.754) career record at SVC, was named the New England Collegiate Conference (NECC) Coach of the Year three times, and helped guide the program to a pair of NECC Championships, including the school's first-ever title in 2016.

Engelstad took over at Southern Vermont following a 1-24 season, and guided SVC to one of the top turnarounds in the country in 2013-14. The Mountaineers, who finished the campaign at 16-10 overall, opened the season with a victory over nationally-ranked Williams College, and went on to win the Tri-State Tournament and finish fourth in the NECC, as they earned their first playoff berth since 2011.

The following year, Engelstad led the Mountaineers to a historic season as they finished with the best record in program history at 25-4 overall, and went a perfect 16-0 in NECC play. Engelstad earned his first of three NECC Coach of the Year Awards that season after guiding Southern Vermont to a regular season title and an appearance in the conference championship game. Although the Mountaineers lost in the NECC Championship game, they were invited to the Eastern College Athletic Conference (ECAC) Division III New England Tournament as the No. 1 seed, where they defeated Anna Maria and Fitchburg State to capture the school's first-ever ECAC Championship in any sport. In addition to Engelstad earning coach of the year honors, he also saw his players collect the NECC Player of the Year (DeShawn Hamlet) and Rookie of the Year (Daemond Carter) Awards.

In 2015-16, Engelstad's Mountaineers went 24-4 on the year and recorded their second straight undefeated record in conference play at 16-0, earning Engelstad Coach of the Year honors once again. Entering the conference tournament as the top-seed, SVC rolled past Regis College and Becker College to earn its first-ever NECC Championship and second berth to the Division III NCAA Tournament, where the Mountaineers were eventually edged by Tufts. Engelstad became the program's all-time winningest coach during the season with a victory over Elms College on February 18.

During the 2016-17 campaign, SVC received weekly recognition in the NCAA Division III Northeast regional rankings and received votes for the national top-25 poll. Engelstad led the Mountaineers to their third consecutive Tri-State Shootout Tournament Championship during the regular season, and helped SVC reach the NECC Title game for the third straight season as well.

Engelstad guided the Mountaineers to another 20-plus win season in 2017-18 as they earned the No. 1 seed in the NECC Tournament for the fourth consecutive year. In the conference tournament, they topped Lesley College and Becker to capture the second NECC Title in

The Engelstad File

Birthdate: October 11, 1984

Hometown: Bethesda, Md.

Age: 38

Alma Mater / Year: St. Mary's (Md.) / 2007

Degree: Bachelor of Arts (Political Science)

High School: Walt Whitman

COLLEGIATE COACHING EXPERIENCE

Mount St. Mary's University, Emmitsburg, Md.

-Head Coach (2018-)

Southern Vermont College, Bennington, Vt.

-Head Coach (2013-18)

Holy Cross University, Worcester, Mass.

-Assistant Coach (2010-13)

Mount St. Mary's University

-Assistant Coach (2007-10)

PLAYING EXPERIENCE

St. Mary's College, St. Mary's City, Md.

-Guard (2003-07)

Walt Whitman High School, Bethesda, Md.

-Guard (1998-2002)

Year-by-Year Coaching Record

School	Year	Record	Conf. Record	Conference Finish	Postseason
Southern Vermont	2013-14	16-10 (.615)	10-6 (.625)	T3rd	
Southern Vermont	2014-15	25-4 (.862)	16-0 (1.000)	1st	ECAC Tournament
Southern Vermont	2015-16	24-4 (.857)	16-0 (1.000)	1st	NCAA Tournament (1st Round)
Southern Vermont	2016-17	17-10 (.630)	14-2 (.875)	1st	
Southern Vermont	2017-18	22-6 (.786)	12-2 (.857)	1st	NCAA Tournament (1st Round)
Mount St. Mary's	2018-19	9-22 (.290)	6-12 (.333)	9th	
Mount St. Mary's	2019-20	11-21 (.344)	7-11 (.389)	T7th	
Mount St. Mary's	2020-21	12-11 (.522)	9-7 (.563)	T3rd	NCAA Tournament
Mount St. Mary's	2021-22	14-16 (.467)	9-7 (.563)	5th	
Mount St. Mary's	2022-23	13-20 (.394)	8-12 (.400)	8th	
Mount St. Mary's	2023-24	6-8 (.429)	2-2 (.500)		
TOTAL		169-133 (.560)	109-61 (.641)		

Career Highlights: Three-time NECC Coach of the Year (2014-15, 2015-16 and 2017-18)...An assistant coach on the Mount's 2008 Northeast Conference Championship team that advanced to the NCAA Tournament...Led Southern Vermont to four consecutive NECC regular season titles...Led Mount to Northeast Conference title and NCAA Tournament bid in 2020-21.



NCAA TOURNAMENT 1995, 1999, 2008, 2014, 2017, 2021

STATISTICAL TRENDS UNDER ENGELSTAD

MOUNT ST. MARY'S IS...

At home	35-33
On the road	29-63
Neutral Site	1-3
Overtime	4-4
Day Games	31-46
Night Games	34-53
Home MAAC Regular Season	5-7
Away MAAC Regular Season	5-7
Games decided by 1 point	3-5
Games decided by 2-5 points	20-18
Games decided by 6-9 points	9-27
Games decided by 10 points or more	33-49
When outrebounding opponent	54-28
When outrebounded by opponent	9-67
When rebounds equal	2-4
When leading at the half	47-28
When trailing at the half	17-63
When tied at the half	1-8
When playing teams w/ winning record	18-43
When playing teams w/ losing record	38-38
When playing teams w/ .500 record	7-18
When outshooting opponent	59-21
When outshot by opponent	6-78
When tied in shooting w/ opponent	0-0
When team has 30-39 rebounds	31-58
When team has 40-49 rebounds	28-11
When team has 50+ rebounds	2-1
When team shoots below 40%	8-44
When team shoots 40-49%	41-52
When team shoots 50% or above	14-3
When Mount makes 5-9 3-pointers	41-63
When Mount makes 10+ 3-pointers	12-10
When a Mount player scores 20+	28-32
When a Mount player scores 30+	1-1
When a Mount player scores 40+	0-0
When a Mount player has 10+ rebounds	33-24
When a Mount player has 10+ assists	2-0
When a Mount player at 5+ steals	1-3
SCORING	
When scoring 80+ points	6-2
When scoring 70-79 points	33-16
When scoring 60-69 points	20-40
When scoring below 60 points	6-41
When opponents score under 60 points	31-7
When opponents score 60-69 points	25-31
When opponents score 70-79 points	9-36
When opponents score 80+ points	0-25
STREAKS	
Coming off a win	24-39
Coming off a loss	40-55
Longest winning streak	W6
Longest losing streak	L9
Current Streak	L1
DAYS OF THE WEEK	
Monday	3-3
Tuesday	8-12
Wednesday	2-11
Thursday	12-17
Friday	8-15
Saturday	22-32
Sunday	10-9

program history, and Engelstad earned Coach of the Year honors for his third time in five seasons. In addition to his own personal honors, his players won two major awards as Mike Pierre was tabbed the NECC Player of the Year and Daemond Carter earned NECC Defensive Player of the Year honors.

Prior to his time at Southern Vermont, Engelstad served as an assistant coach for three years (2010-13) at Holy Cross, where he was the defensive coordinator and played a vital role in recruiting and scouting. While at Holy Cross, he recruited and assisted in the development of current Toronto Raptor Malcolm Miller.

Engelstad started his career as an assistant coach at Mount St. Mary's from 2007-10 under Brown. He helped guide the Mount to a 2008 Northeast Conference Championship, which was the third title in program history. The Mountaineers went on to record their first-ever NCAA Division I Tournament win with a victory over Coppin State in the opening round.

Outside of the collegiate realm, Engelstad was a head coach in The Basketball Tournament, commonly known as TBT, which is a 5-on-5, winner take all tournament composed of professional players, some of whom have previously played in the NBA, at major Division I colleges, and on professional international teams.

Engelstad is also the director and founder of the Fast Break Basketball Camp in Bethesda, Maryland, and coached the Walt Whitman Varsity Summer League team in 2005 and 2006. In the summer of 2006, Engelstad served as an intern in the Washington Wizards front office, where he worked for President of Basketball Operations, Ernie Grunfeld.

Engelstad is a 2007 graduate of St. Mary's College (Maryland) with a bachelor's degree in political science. He served as a team captain (2004-07) for the Seahawks and graduated as the school's all-time leader with 419 career assists.

Engelstad is married to the former Camille Trainor, and the two have three daughters Laney, Elise and Keira.

ENGELSTAD'S RECORD BY OPPONENT

American	1-4
Bryant	3-5
Cal Poly	1-0
Canisius	4-0
Central Connecticut	5-2
Coppin State	2-1
Delaware State	0-1
Fairfield	0-2
Fairleigh Dickinson	2-5
Georgetown	0-2
Georgia	0-1
Gettysburg	1-0
Grand Canyon	0-1
Hofstra	0-1
Howard	2-2
Iona	0-3
Kentucky	0-2
Lamar	0-1
Lehigh	0-1
LIU	6-3
Loyola (Md.)	2-3
Manhattan	1-2
Marist	1-1
Marshall	0-1
Maryland	0-3
McDaniel	1-0
Merrimack	5-1
Minnesota	0-1
Mississippi	0-1
Morgan State	2-1
Navy	0-4
NC State	0-1
Niagara	1-1
North Carolina A&T	0-1
Ohio	0-1
Pacific	1-0
Quinnipiac	1-1
Rider	1-1
Robert Morris	2-4
Sacred Heart	3-5
Saint Francis U	5-4

Saint Joseph's	0-1
Saint Peter's	1-2
Siena	1-2
St. Francis Brooklyn	4-5
St. John's	0-1
St. Mary's (Md.)	1-0
Santa Clara	0-1
Texas Southern	0-1
UAB	0-1
Utah Valley	1-0
USC	0-1
Villanova	0-1
VCU	0-1
Wagner	2-6
Washington	0-1
Washington (Md.)	1-0
West Virginia	0-1
Wilson	1-0

ENGELSTAD'S RECORD BY CONFERENCE

Atlantic Coast	0-1
Atlantic 10	0-2
Big 10	0-4
Big 12	0-1
Big East	0-4
Big West	1-0
Colonial	0-1
Conference USA	0-2
Horizon League	1-1
MAC	0-1
MAAC	11-15
MEAC	5-6
Non Division I	5-0
Northeast	36-39
PAC 12	0-2
Patriot League	3-12
SEC	0-4
Southland	0-1
SWAC	0-1
WAC	1-1
West Coast	1-1

NCAA TOURNAMENT 1995, 1999, 2008, 2014, 2017, 2021



Guard | Sr. | 6-5 | 185
Hampton, Ga.
Jonesboro



2023-24 SEASON HIGHS		
Category	Opponent	Date
Pts.....26	at Georgia	12-20-23
Reb.....7	Canisius	1-5-24
FG.....10	at Georgia	12-20-23
FGA.....21	vs. two opponents	
3FG.....5	vs. two opponents	
3FGA.....12	at Saint Peter's	1-7-24
FT.....7	Howard	11-25-23
FTA.....8	at American	11-22-23
Ast.....8	Siena	12-3-23
Stl.....3	vs. five opponents	
Blk.....4	LIU	12-23-23
Min.....49	Howard	11-25-23

CAREER HIGHS		
Category	Opponent	Date
Pts.....26	at Georgia	12-20-23
Reb.....10	St. Francis BK	2-17-22
FG.....10	at Georgia	12-20-23
FGA.....21	vs. two opponents	
3FG.....6	Canisius	2-19-23
3FGA.....13	Saint Peter's	1-28-23
FT.....7	at Saint Joseph's	11-13-21
FTA.....9	at Saint Joseph's	11-13-21
Ast.....8	Siena	12-3-23
Stl.....4	vs. two opponents	
Blk.....4	LIU	12-23-23
Min.....49	Howard	11-25-23

MISCELLANEOUS		
Category	2023-24	Career
10+ points.....	14	48
20+ points.....	7	12
5+ rebounds.....	5	18
10+ rebounds.....	0	1
2+ three-pointers.....	11	42
5+ assists.....	5	11
2+ steals.....	8	22
2+ blocks.....	2	7
Double-Doubles.....	0	0
Leading Scorer.....	8	20
Leading Rebounder.....	3	8
Assists Leader.....	5	13

2023-24 SEASON

◆Named First Team Preseason All-Metro Atlantic Athletic Conference...Scored game-high 23 points in exhibition win over Bucknell, hitting 5-of-8 from three-point range...Had eight points in season opener at Maryland...Had 14 points, four rebounds and four assists against Coppin State...Scored 20 points at American...Had 22 points, three assists and two steals in double-overtime setback to Howard...Had 21 points in the Mount's overtime loss at Manhattan...Tallied 23 points while adding eight assists in win over Siena...Named MAAC Player of the Week after averaging 22.0 points, 5.5 assists, 4.0 rebounds and 2.5 steals in opening two MAAC games...Scored 18 of his 20 points in the second half in win at Loyola...Had 14 points, five rebounds, four assists and three steals in win over Saint Francis U...Scored career high 26 points at Georgia...Had 11 points, seven assists and four blocks in win over LIU...Had 21 points and six boards at Delaware State, hitting 5-of-8 from three-point range in the game...Had 19 points and six boards in loss at Saint Peter's.

CAREER NOTES

◆Averaged 13.1 points, 2.7 rebound, 1.7 assists and 1.3 steals while starting all 31 games played for the Mount in 2022-23...Scored in double figures 24 times during the year, including five games with 20 or more points...Had seven games with four or more three-pointers made, including season-high six against Canisius on Feb. 19...Had 33 career double figures games and five with 20 or more points.

2023-24 Game-by-Game Statistics

Opponent	Date	MIN	FG-A	3FG-A	FT-A	O-R-D	PF	AST	TO	BLK	STL	PTS
at Maryland	11-7	34	3-14	0-4	2-2	0-2-2	3	2	4	0	1	8
COPPIN STATE	11-11	34	4-9	3-6	3-5	0-4-4	3	4	3	0	0	14
at Georgetown	11-18	29	6-17	0-6	2-5	0-1-1	1	2	3	0	2	14
at American	11-22	38	6-21	2-10	6-8	1-3-4	1	2	2	2	1	20
HOWARD	11-25	49	6-19	3-9	7-7	0-1-1	1	3	3	0	2	22
at Manhattan	12-1	44	9-19	2-7	1-4	0-3-3	1	3	4	0	3	21
SIENA	12-3	30	9-10	5-5	0-0	1-4-5	2	8	3	0	2	23
at Mississippi	12-5	38	8-21	0-7	0-0	2-2-4	1	6	3	0	3	16
at Loyola	12-9	35	7-13	3-6	3-4	0-5-5	3	5	1	1	3	20
at Saint Francis U	12-15	39	5-16	1-6	3-4	0-5-5	2	4	3	1	3	14
at Georgia	12-20	37	10-18	2-6	4-5	1-2-3	0	5	3	1	3	26
LIU	12-23	29	4-11	3-7	0-0	1-1-2	1	7	2	4	1	11
at Delaware State	12-30	34	8-17	5-8	0-0	1-5-6	3	3	0	0	1	21
Canisius	1-5	35	4-12	2-6	2-2	1-6-7	1	3	4	0	0	12
at Saint Peter's	1-7	37	7-18	4-12	1-1	2-4-6	4	3	4	0	1	19
at Iona												
MARIST												
NIAGARA												
at Quinnipiac												
RIDER												
at Marist												
at Siena												
MANHATTAN												
QUINNIPAC												
at Rider												
at Fairfield												
SAINT PETER'S												
IONA												
at Canisius												
at Niagara												
FAIRFIELD												

CAREER STATISTICS

LEFFEW, Dakota

				Field Goals		3-Point		F-Throws		Rebounds									Scoring	
SEASON	TEAM	GP-GS	MIN/AVG	FG-FGA	FG%	3FG-3FGA	3FG%	FT-FTA	FT%	OFF	DEF	TOT	AVG	PF-FO	A	TO	BLK	STL	PTS	AVG
2020-21	MSM	11-0	205/18.6	17-38	.447	10-27	.370	5-8	.625	3	18	21	1.9	20-1	9	22	7	3	49	4.5
2021-22	MSM	27-2	612/22.7	58-159	.365	19-69	.275	18-25	.720	11	79	90	3.3	42-2	52	35	10	11	153	5.7
2022-23	MSM	31-31	1041/33.6	148-361	.410	73-192	.380	37-49	.755	2	83	85	2.7	47-0	54	85	12	41	406	13.1
2023-24	MSM	15-15	541/36.1	96-235	.409	35-105	.333	34-47	.723	10	48	58	3.9	27-0	60	42	9	26	261	17.4
TOTAL		84-48	2399/28.6	319-793	.402	137-393	.349	94-129	.729	26	228	254	3.0	136-3	175	184	38	81	869	10.3

DE'SHAYNE MONTGOMERY

2

Guard | Fr. | 6-4 | 190
Ft. Lauderdale, Fla.
Hargrave Military Acad. (Va.)



2023-24 SEASON

◆ Freshman guard who played at Hargrave Military Academy last season...Had four points in 25 minutes of action in exhibition win over Bucknell...Made collegiate debut at Maryland, tallying eight points on 3-of-5 shooting...Had season-high 17 points while adding four rebounds, three blocks and two steals at Georgetown...Notched first career double-double with 14 points and 10 rebounds at American...Had five steals in double-overtime loss to Howard...Had 15 points and five steals in overtime loss at Manhattan...Stuffed stat sheet with 27 points, six rebounds, four steals and four blocks in win over Siena...Named MAAC Rookie of the Week after averaging 21.0 points, 5.0 rebounds, 4.5 steals, 2.5 blocks and 1.0 assists over first two MAAC games...Had 22 points and four steals at Ole Miss...Had 14 points and four rebounds in win at Saint Francis U...Named MAAC Rookie of the Week for his effort at SFU...Had 23 points on 10-of-16 shooting at Georgia...Had 11 points and six boards in win over LIU...Made first collegiate start against Canisius, finishing with eight points and four assists.

CAREER NOTES

◆ In his post grad year, helped lead Hargrave Military Academy to a 44-2 record last season, averaging 16.4 points, 6.5 rebounds, 3.2 assists and 2.8 steals while shooting 56.3 percent from the field and 38.0 percent from three-point range...Earned honorable mention All-American honors...As a senior year at Somerset Prep North Lauderdale, averaged 19.5 points, 6.1 rebounds, 4.8 assists and 3.4 steals per game.

2023-24 HIGHS

Category	Opponent	Date
Pts.....27	Siena	12-3-23
Reb.....10	at American	11-22-23
FG.....11	Siena	12-3-23
FGA.....16	at Georgia	12-20-23
3FG.....3	Siena	12-3-23
3FGA.....6	at Ole Miss	12-5-23
FT.....5	LIU	12-23-23
FTA.....7	LIU	12-23-23
Ast.....4	vs. two opponents	
Stl.....5	vs. two opponents	
Blk.....4	Siena	12-3-23
Min.....35	Canisius	1-5-24

CAREER HIGHS

Category	Opponent	Date
Pts.....27	Siena	12-3-23
Reb.....10	at American	11-22-23
FG.....11	Siena	12-3-23
FGA.....16	at Georgia	12-20-23
3FG.....3	Siena	12-3-23
3FGA.....6	at Ole Miss	12-5-23
FT.....5	LIU	12-23-23
FTA.....7	LIU	12-23-23
Ast.....4	vs. two opponents	
Stl.....5	vs. two opponents	
Blk.....4	Siena	12-3-23
Min.....35	Canisius	1-5-24

MISCELLANEOUS

Category	2023-24	Career
10+ points.....	9	9
20+ points.....	3	3
5+ rebounds.....	3	3
10+ rebounds.....	1	1
2+ three-pointers.....	3	3
5+ assists.....	0	0
2+ steals.....	9	9
2+ blocks.....	2	2
Double-Doubles.....	1	1
Leading Scorer.....	3	3
Leading Rebounder.....	2	2
Assists Leader.....	1	1

2023-24 Game-by-Game Statistics

Opponent	Date	MIN	FG-A	3FG-A	FT-A	O-R-D	PF	AST	TO	BLK	STL	PTS
at Maryland	11-7	19	3-5	0-0	2-2	1-0-1	3	0	2	0	2	8
COPPIN STATE	11-11	17	2-5	0-2	2-2	0-1-1	2	0	0	0	2	6
at Georgetown	11-18	27	7-13	1-2	2-2	1-3-4	1	1	0	3	2	17
at American	11-22	25	6-9	1-1	1-1	3-7-10	3	1	3	0	1	14
HOWARD	11-25	32	1-6	0-2	2-4	0-1-1	2	4	3	0	5	4
at Manhattan	12-1	29	6-11	0-2	3-4	1-3-4	1	0	4	1	5	15
SIENA	12-3	25	11-13	3-3	2-4	2-4-6	2	2	6	4	4	27
at Mississippi	12-5	32	9-15	2-6	2-4	1-2-3	1	2	1	1	4	22
at Loyola	12-9	20	0-5	0-1	1-2	0-1-1	1	2	4	1	1	1
at Saint Francis U	12-15	27	6-10	1-4	1-2	0-4-4	2	1	3	0	0	14
at Georgia	12-20	30	10-16	1-5	2-2	0-3-3	3	3	1	1	3	23
LIU	12-23	21	3-8	0-1	5-7	0-6-6	3	2	1	0	1	11
at Delaware State	12-30	26	5-8	2-2	1-2	0-0-0	4	0	1	0	0	13
Canisius	1-5	35	4-8	0-2	0-0	1-1-2	1	4	4	0	2	8
at Saint Peter's	1-7	25	1-2	0-0	3-4	2-2-4	5	0	5	1	1	5
at Iona												
MARIST												
NIAGARA												
at Quinnipiac												
RIDER												
at Marist												
at Siena												
MANHATTAN												
QUINNIPAC												
at Rider												
at Fairfield												
SAINT PETER'S												
IONA												
at Canisius												
at Niagara												
FAIRFIELD												

CAREER STATISTICS

MONTGOMERY, De'shayne

				Field Goals		3-Point		F-Throws		Rebounds									Scoring	
SEASON	TEAM	GP-GS	MIN/AVG	FG-FGA	FG%	3FG-3FGA	3FG%	FT-FTA	FT%	OFF	DEF	TOT	AVG	PF-FO	A	TO	BLK	STL	PTS	AVG
2023-24	MSM	15-2	388/25.9	74-134	.552	11-33	.333	29-42	.690	12	38	50	3.3	34-1	22	38	12	33	188	12.5
TOTAL		15-2	388/25.9	74-134	.552	11-33	.333	29-42	.690	12	38	50	3.3	34-1	22	38	12	33	188	12.5

JONATHAN OGUNFUYE

3

Forward | Fr. | 6-7 | 190
Houston, Texas
Spire Academy



2023-24 SEASON HIGHS		
Category	Opponent	Date
Pts.....		
Reb.....		
FG.....		
FGA.....		
3FG.....		
3FGA.....		
FT.....		
FTA.....		
Ast.....		
Stl.....		
Blk.....		
Min.....		

CAREER HIGHS		
Category	Opponent	Date
Pts.....		
Reb.....		
FG.....		
FGA.....		
3FG.....		
3FGA.....		
FT.....		
FTA.....		
Ast.....		
Stl.....		
Blk.....		
Min.....		

MISCELLANEOUS		
Category	2023-24	Career
10+ points.....	0	0
20+ points.....	0	0
5+ rebounds.....	0	0
10+ rebounds.....	0	0
2+ three-pointers.....	0	0
5+ assists.....	0	0
2+ steals.....	0	0
2+ blocks.....	0	0
Double-Doubles.....	0	0
Leading Scorer.....	0	0
Leading Rebounder.....	0	0
Assists Leader.....	0	0

2023-24 SEASON

◆ Freshman forward in his first season as a Mountaineer.

CAREER NOTES

◆ Played at Spire Academy in his final season of high school.

2023-24 Game-by-Game Statistics

Opponent	Date	MIN	FG-A	3FG-A	FT-A	O-R-D	PF	AST	TO	BLK	STL	PTS
at Maryland	DNP--Did Not Dress											
COPPIN STATE	DNP--Did Not Dress											
at Georgetown	DNP--Did Not Dress											
at American	DNP--Did Not Dress											
HOWARD	DNP--Did Not Dress											
at Manhattan	DNP--Did Not Dress											
SIENA	DNP--Did Not Dress											
at Mississippi	DNP--Did Not Dress											
at Loyola	DNP--Did Not Dress											
at Saint Francis U	DNP--Did Not Dress											
at Georgia	DNP--Did Not Dress											
LIU	DNP--Did Not Dress											
at Delaware State	DNP--Did Not Dress											
Canisius	DNP--Did Not Dress											
at Saint Peter's	DNP--Did Not Dress											
at Iona												
MARIST												
NIAGARA												
at Quinnipiac												
RIDER												
at Marist												
at Siena												
MANHATTAN												
QUINNIPAC												
at Rider												
at Fairfield												
SAINT PETER'S												
IONA												
at Canisius												
at Niagara												
FAIRFIELD												

CAREER STATISTICS

Year	GP-GS	Min/Avg	Total		3-Point		Rebounds		PF-FO		Ast		TO		Blk	Stl	Pts/Avg
			FG-FGA	Pct	FG-FGA	Pct	FT-FTA	Pct	Off-Def	Tot	Avg						
2023-24																	
TOTAL																	



Forward | R-So. | 6-8 | 190
Ocala, Fla.
Canterbury School



2023-24 SEASON HIGHS		
Category	Opponent	Date
Pts.....14	at Georgetown	11-18-23
Reb.....10	at St. Francis U	12-15-23
FG.....5	vs. two opponents	
FGA.....11	at Manhattan	12-1-23
3FG.....1	vs. four opponents	
3FGA.....3	at Manhattan	12-1-23
FT.....4	vs. two opponents	
FTA.....7	at Georgetown	11-18-23
Ast.....3	vs. two opponents	
Stl.....3	vs. two opponents	
Blk.....4	at Saint Peter's	1-7-24
Min.....31	at Manhattan	12-1-23

CAREER HIGHS		
Category	Opponent	Date
Pts.....14	at Georgetown	11-18-23
Reb.....10	at St. Francis U	12-15-23
FG.....5	vs. three opponents	
FGA.....11	vs. two opponents	
3FG.....1	vs. eight opponents	
3FGA.....3	vs. two opponents	
FT.....5	vs. two opponents	
FTA.....7	at Georgetown	11-18-23
Ast.....3	vs. two opponents	
Stl.....3	vs. two opponents	
Blk.....4	at Saint Peter's	1-7-24
Min.....31	at Manhattan	12-1-23

MISCELLANEOUS		
Category	2023-24	Career
10+ points.....	2	3
20+ points.....	0	0
5+ rebounds.....	5	6
10+ rebounds.....	1	1
2+ three-pointers.....	0	0
5+ assists.....	0	0
2+ steals.....	5	5
2+ blocks.....	6	7
Double-Doubles.....	0	0
Leading Scorer.....	0	1
Leading Rebounder.....	3	3
Assists Leader.....	0	0

2023-24 SEASON

♦ Had six points and three boards in exhibition win over Bucknell... Had six points and five rebounds in win over Coppin State...Tallied career high 14 points while adding four rebounds, three blocks and two steals at Georgetown...Had 13 points and six rebounds in double-overtime loss to Howard...His dunk with 1.7 seconds left in regulation forced the first overtime period...Recorded nine points and eight rebounds in overtime loss at Manhattan...His putback with 34 seconds left tied the score and forced overtime...Had eight points and career-high 10 rebounds in win at Saint Francis U.

CAREER NOTES

♦ Played in 27 games with a pair of starts for the Mount in his freshman season...Averaged 1.8 points and 0.9 minutes while shooting 42.5 percent from the field...Made first collegiate start at Iona and responded with career highs of 13 points and six rebounds...Sat out the 2021-22 season as a redshirt.

2023-24 Game-by-Game Statistics

Opponent	Date	MIN	FG-A	3FG-A	FT-A	O-R-D	PF	AST	TO	BLK	STL	PTS
at Maryland	11-7	18	0-1	0-0	1-3	0-2-2	0	0	0	2	0	1
COPPIN STATE	11-11	11	2-3	0-1	2-2	1-4-5	1	1	0	0	0	6
at Georgetown	11-18	26	5-7	0-1	4-7	2-2-4	3	1	0	2	3	14
at American	11-22	5	0-0	0-0	0-0	0-0-0	0	0	2	0	0	0
HOWARD	11-25	25	5-7	1-1	2-4	3-3-6	2	0	0	0	2	13
at Manhattan	12-1	31	4-11	1-3	0-0	6-2-8	3	3	0	0	1	9
SIENA	12-3	23	1-5	0-1	4-4	1-3-4	1	1	1	1	1	6
at Mississippi	12-5	21	2-5	1-2	0-0	0-4-4	5	0	1	2	1	5
at Loyola	12-9	23	3-6	1-1	0-0	1-3-4	4	0	0	0	3	7
at Saint Francis U	12-15	23	4-8	0-1	0-1	4-6-10	0	1	0	2	0	8
at Georgia	12-20	15	0-0	0-0	2-2	0-1-1	2	0	2	0	2	2
LIU	12-23	16	2-3	0-1	2-2	0-4-4	2	3	1	0	2	6
at Delaware State	12-30	25	3-5	0-2	3-5	4-2-6	1	0	0	2	0	9
Canisius	1-5	11	4-5	0-1	0-1	1-2-3	0	0	0	0	0	8
at Saint Peter's	1-7	24	1-2	0-1	0-0	1-5-6	3	1	1	4	1	2
at Iona												
MARIST												
NIAGARA												
at Quinnipiac												
RIDER												
at Marist												
at Siena												
MANHATTAN												
QUINNIPAC												
at Rider												
at Fairfield												
SAINT PETER'S												
IONA												
at Canisius												
at Niagara												
FAIRFIELD												

CAREER STATISTICS

ADEBAYO, Dola

				Field Goals		3-Point		F-Throws		Rebounds									Scoring	
SEASON	TEAM	GP-GS	MIN/AVG	FG-FGA	FG%	3FG-3FGA	3FG%	FT-FTA	FT%	OFF	DEF	TOT	AVG	PF-FO	A	TO	BLK	STL	PTS	AVG
2022-23	MSM	27-2	153/5.7	17-40	.425	4-11	.364	11-16	.688	11	14	25	0.9	18-0	1	11	8	2	49	1.8
2023-24	MSM	15-0	299/19.9	36-68	.529	4-16	.250	20-31	.645	24	43	67	4.5	27-1	11	8	15	16	96	6.4
TOTAL		42-2	452/10.8	53-108	.491	8-27	.296	31-47	.660	35	57	92	2.2	45-1	12	19	23	18	145	3.5

MALCOLM DREAD

5

Guard | So. | 6-4 | 210
Detroit, Mich.
Gonzaga (D.C.)



2023-24 SEASON HIGHS

Category	Opponent	Date
Pts.....2	LIU	12-23-23
Reb.....2	Siena	12-3-23
FG.....1	LIU	12-23-23
FGA.....1	LIU	12-23-23
3FG.....		
3FGA.....		
FT.....		
FTA.....		
Ast.....		
Stl.....		
Blk.....		
Min.....3	LIU	12-23-23

CAREER HIGHS

Category	Opponent	Date
Pts.....2	LIU	12-23-23
Reb.....2	vs. two opponents	
FG.....1	LIU	12-23-23
FGA.....1	three times	
3FG.....		
3FGA.....1	two times	
FT.....		
FTA.....		
Ast.....		
Stl.....		
Blk.....		
Min.....3	vs. two opponents	

MISCELLANEOUS

Category	2023-24	Career
10+ points.....	0	0
20+ points.....	0	0
5+ rebounds.....	0	0
10+ rebounds.....	0	0
2+ three-pointers.....	0	0
5+ assists.....	0	0
2+ steals.....	0	0
2+ blocks.....	0	0
Double-Doubles.....	0	0
Leading Scorer.....	0	0
Leading Rebounder.....	0	0
Assists Leader.....	0	0

2023-24 SEASON

♦ In his first season with the Mount after transferring from Richmond...Made Mount debut against Siena, recording pair of rebounds in two minutes of action...Scored first collegiate points in 87-59 win over LIU.

CAREER NOTES

♦ Played in three games for Richmond last year after sitting out the 2021-22 season as a redshirt.

2023-24 Game-by-Game Statistics

Opponent	Date	MIN	FG-A	3FG-A	FT-A	O-R-D	PF	AST	TO	BLK	STL	PTS
at Maryland	DNP-Did Not Dress											
COPPIN STATE	DNP-Did Not Dress											
at Georgetown	DNP-Did Not Dress											
at American	DNP-Did Not Dress											
HOWARD	DNP-Coaches Decision											
at Manhattan	DNP-Coaches Decision											
SIENA	12-3	2	0-0	0-0	0-0	0-2-2	1	0	0	0	0	0
at Mississippi	DNP-Coaches Decision											
at Loyola	DNP-Coaches Decision											
at Saint Francis U	DNP-Coaches Decision											
at Georgia	DNP-Coaches Decision											
LIU	12-23	3	1-1	0-0	0-0	0-0-0	0	0	0	0	0	2
at Delaware State	DNP-Coaches Decision											
Canisius	DNP-Did Not Dress											
at Saint Peter's	DNP-Did Not Dress											
at Iona												
MARIST												
NIAGARA												
at Quinnipiac												
RIDER												
at Marist												
at Siena												
MANHATTAN												
QUINNIPIAC												
at Rider												
at Fairfield												
SAINT PETER'S												
IONA												
at Canisius												
at Niagara												
FAIRFIELD												

CAREER STATISTICS

DREAD, Malcolm

				Field Goals		3-Point		F-Throws		Rebounds									Scoring	
SEASON	TEAM	GP-GS	MIN/AVG	FG-FGA	FG%	3FG-3FGA	3FG%	FT-FTA	FT%	OFF	DEF	TOT	AVG	PF-FO	A	TO	BLK	STL	PTS	AVG
2022-23	UR	3-0	6/2.1	0-2	.000	0-1	.000	0-0	.000	0	2	2	0.7	0-0	0	0	0	0	0	0.0
2023-24	MSM	2-0	5/2.4	1-1	1.000	0-0	.000	0-0	.000	0	2	2	1.0	1-0	0	0	0	0	2	1.0
TOTAL FOR MSM		2-0	5/2.4	1-1	1.000	0-0	.000	0-0	.000	0	2	2	1.0	1-0	0	0	0	0	2	1.0
TOTAL		5-0	11/2.2	1-3	.333	0-1	.000	0-0	.000	0	4	4	0.8	1-0	0	0	0	0	2	0.4

PATRICK HAIGH 10

Guard | Fr. | 6-4 | 190
Altoona, Pa.
Bishop Guilfoyle



2023-24 SEASON

◆ In his first season as a walk-on for the Mountaineers...Made collegiate debut against Siena, recording one assist in two minutes of action.

CAREER NOTES

◆ Broke Bishop Guilfoyle's all-time scoring record by recording 1,744 career points during his high school career...Led his team to the Laurel Highlands Athletic Conference (LHAC) Championship as a senior...Named to the LHAC All-Star team...Named First Team All-State in Class 3A in Pennsylvania.

2023-24 SEASON HIGHS

Category	Opponent	Date
Pts.....		
Reb.....		
FG.....	vs. two opponents	
FGA.....1	LIU	12-23-23
3FG.....		
3FGA.....1	LIU	12-23-23
FT.....		
FTA.....		
Ast.....1	Siena	12-3-23
Stl.....		
Blk.....		
Min.....4	LIU	12-23-23

CAREER HIGHS

Category	Opponent	Date
Pts.....		
Reb.....		
FG.....	vs. two opponents	
FGA.....1	LIU	12-23-23
3FG.....		
3FGA.....1	LIU	12-23-23
FT.....		
FTA.....		
Ast.....1	Siena	12-3-23
Stl.....		
Blk.....		
Min.....4	LIU	12-23-23

MISCELLANEOUS

Category	2023-24	Career
10+ points.....	0	0
20+ points.....	0	0
5+ rebounds.....	0	0
10+ rebounds.....	0	0
2+ three-pointers.....	0	0
5+ assists.....	0	0
2+ steals.....	0	0
2+ blocks.....	0	0
Double-Doubles.....	0	0
Leading Scorer.....	0	0
Leading Rebounder.....	0	0
Assists Leader.....	0	0

2023-24 Game-by-Game Statistics

Opponent	Date	MIN	FG-A	3FG-A	FT-A	O-R-D	PF	AST	TO	BLK	STL	PTS
at Maryland	DNP-Coaches Decision											
COPPIN STATE	DNP-Coaches Decision											
at Georgetown	DNP-Coaches Decision											
at American	DNP-Coaches Decision											
HOWARD	DNP-Coaches Decision											
at Manhattan	DNP-Coaches Decision											
SIENA	12-3	2	0-1	0-0	0-0	0-0-0	0	1	0	0	0	0
at Mississippi	DNP-Coaches Decision											
at Loyola	DNP-Coaches Decision											
at Saint Francis U	DNP-Coaches Decision											
at Georgia	DNP-Coaches Decision											
LIU	12-23	4	0-1	0-1	0-0	0-0-0	1	0	0	0	0	0
at Delaware State	DNP-Coaches Decision											
Canisius	DNP-Coaches Decision											
at Saint Peter's	DNP-Coaches Decision											
at Iona												
MARIST												
NIAGARA												
at Quinnipiac												
RIDER												
at Marist												
at Siena												
MANHATTAN												
QUINNIPAC												
at Rider												
at Fairfield												
SAINT PETER'S												
IONA												
at Canisius												
at Niagara												
FAIRFIELD												

CAREER STATISTICS

HAIGH, Patrick

				Field Goals		3-Point		F-Throws		Rebounds									Scoring	
SEASON	TEAM	GP-GS	MIN/AVG	FG-FGA	FG%	3FG-3FGA	3FG%	FT-FTA	FT%	OFF	DEF	TOT	AVG	PF-FO	A	TO	BLK	STL	PTS	AVG
2023-24	MSM	2-0	6/3.0	0-2	.000	0-1	.000	0-0	.000	0	0	0	0.0	1-0	1	0	0	0	0	0.0
TOTAL		2-0	6/3.0	0-2	.000	0-1	.000	0-0	.000	0	0	0	0.0	1-0	1	0	0	0	0	0.0

GEORGE TINSLEY 11

Forward | Gr. | 6-6 | 210
Clarks Summit, Pa.
Abington Heights



2023-24 SEASON

◆ Played 45 minutes in Bucknell exhibition victory, finishing with eight points, four boards and three assists...Had a team-high seven rebounds in season opener at Maryland...Had 11 points, eight rebounds and four assists in win over Coppin State...Recorded nine points and five boards at Georgia...Notched double-double with season highs of 16 points and 10 rebounds in win over LIU...Had 18 points, hitting 4-of-5 from three-point range, in win over Canisius.

CAREER NOTES

◆ Averaged 7.1 points and 6.0 rebounds for the Mountaineers in his first season after transferring from Binghamton...Scored double figures on nine occasions while collecting 10 or more rebounds in a game four times...Recorded two double-doubles on the year...Named America East Rookie of the Year after averaging 11.6 points and 7.4 rebounds per game for Binghamton in 2019-20.

2023-24 SEASON HIGHS

Category	Opponent	Date
Pts.....18	Canisius	1-5-24
Reb.....10	LIU	12-23-23
FG.....7	Canisius	1-5-24
FGA.....10	Canisius	1-5-24
3FG.....4	Canisius	1-5-24
3FGA.....5	Canisius	1-5-24
FT.....3	vs. two opponents	
FTA.....6	LIU	12-23-23
Ast.....4	Coppin State	11-11-23
Stl.....2	at American	11-22-23
Blk.....2	at American	11-22-23
Min.....35	at American	11-22-23

CAREER HIGHS

Category	Opponent	Date
Pts.....25	at Hartford	1-19-20
Reb.....13	UMBC	1-8-20
FG.....9	at Loyola (Md.)	12-1-19
FGA.....19	at Loyola (Md.)	12-1-19
3FG.....6	vs. two opponents	
3FGA.....12	at Loyola (Md.)	12-1-19
FT.....5	vs. two opponents	
FTA.....6	vs. four opponents	
Ast.....8	at Marist	12-6-20
Stl.....5	UMass Lowell	2-20-22
Blk.....4	vs. two opponents	
Min.....45	Boston Univ.	12-7-19

MISCELLANEOUS

Category	2023-24	Career
10+ points.....	3	41
20+ points.....	0	3
5+ rebounds.....	7	80
10+ rebounds.....	1	15
2+ three-pointers.....	1	28
5+ assists.....	0	8
2+ steals.....	1	21
2+ blocks.....	1	14
Double-Doubles.....	1	8
Leading Scorer.....	1	2
Leading Rebounder.....	5	17
Assists Leader.....	1	5

2023-24 Game-by-Game Statistics

Opponent	Date	MIN	FG-A	3FG-A	FT-A	O-R-D	PF	AST	TO	BLK	STL	PTS
at Maryland	11-7	28	1-5	0-3	0-0	4-3-7	1	0	2	0	0	2
COPPIN STATE	11-11	31	4-8	1-2	2-2	3-5-8	2	4	4	0	1	11
at Georgetown	11-18	16	1-2	0-1	0-0	0-1-1	0	1	0	0	0	2
at American	11-22	35	3-4	0-1	0-0	1-2-3	2	3	1	2	2	6
HOWARD	11-25	25	0-3	0-2	0-0	0-2-2	2	3	1	1	0	0
at Manhattan	12-1	18	0-2	0-2	0-0	1-3-4	0	1	0	1	0	0
SIENA	12-3	19	3-3	0-0	0-0	0-2-2	1	1	1	0	1	6
at Mississippi	12-5	24	4-7	0-1	0-0	2-4-6	2	1	0	0	0	8
at Loyola	12-9	20	0-2	0-2	3-4	0-1-1	0	0	0	0	1	3
at Saint Francis U	12-15	20	1-2	0-0	1-2	4-2-6	0	0	3	1	1	3
at Georgia	12-20	23	4-5	0-1	1-1	1-4-5	3	0	1	1	0	9
LIU	12-23	28	6-8	1-2	3-6	3-7-10	3	1	0	1	1	16
at Delaware State	12-30	18	2-3	0-0	0-0	1-0-1	3	0	0	0	0	4
Canisius	1-5	29	7-10	4-5	0-1	5-2-7	1	1	1	0	0	18
at Saint Peter's	1-7	22	3-4	0-1	0-0	1-2-3	2	1	2	1	0	6
at Iona												
MARIST												
NIAGARA												
at Quinnipiac												
RIDER												
at Marist												
at Siena												
MANHATTAN												
QUINNIPIAC												
at Rider												
at Fairfield												
SAINT PETER'S												
IONA												
at Canisius												
at Niagara												
FAIRFIELD												

CAREER STATISTICS

TINSLEY, George

SEASON	TEAM	GP-GS	MIN/AVG	Field Goals		3-Point		F-Throws		Rebounds				Scoring			
				FG-FGA	FG%	3FG-3FGA	3FG%	FT-FTA	FT%	OFF	DEF	TOT	AVG	PF-FO	A	TO	BLK STL
2019-20	Bingha	28-28	1075/38.4	116-285	.407	54-166	.325	40-56	.714	66	141	207	7.4	65-1	50	48	31 30
2020-21	Bingha	18-18	589/32.7	61-150	.407	15-57	.263	16-29	.552	39	79	118	6.6	40-2	41	28	7 13
2021-22	Bingha	28-10	488/17.4	49-105	.467	13-43	.302	16-24	.667	39	61	100	3.6	13-0	26	19	4 13
2022-23	MSM	33-31	1065/32.3	90-218	.413	24-83	.289	30-43	.698	84	114	198	6.0	65-0	43	43	16 26
2023-24	MSM	15-15	356/23.8	39-68	.574	6-23	.261	10-16	.625	26	40	66	4.4	22-0	17	16	8 7
TOTAL FOR MSM		48-46	1421/29.6	129-286	.451	30-106	.283	40-59	.678	110	154	264	5.5	87-0	60	59	24 33
TOTAL		122-102	3573/29.3	355-826	.430	112-372	.301	112-168	.667	254	435	689	5.6	205-3	177	154	66 89
																	934 7.7

NCAA TOURNAMENT 1995, 1999, 2008, 2014, 2017, 2021

JEDY CORDILIA 12

Forward | Jr. | 6-9 | 210
Tilburg, Netherlands
West Nottingham Academy (Md.)



2023-24 SEASON HIGHS

Category	Opponent	Date
Pts.....16	Howard	11-25-23
Reb.....11	at Manhattan	12-1-23
FG.....6	vs. three opponents	
FGA.....9	at American	11-22-23
3FG.....		
3FGA.....3	at Delaware St.	12-30-23
FT.....5	at Saint Peter's	1-7-24
FTA.....6	vs. three opponents	
Ast.....2	at Georgia	12-20-23
Stl.....2	vs. two opponents	
Blk.....2	at Saint Peter's	1-7-24
Min.....40	Howard	11-25-23

CAREER HIGHS

Category	Opponent	Date
Pts.....22	at Quinnipiac	2-5-23
Reb.....11	vs. two opponents	
FG.....11	at Quinnipiac	2-5-23
FGA.....13	vs. three opponents	
3FG.....1	Rider	12-3-22
3FGA.....3	at Delaware St.	12-30-23
FT.....5	at Saint Peter's	1-7-24
FTA.....6	vs. three opponents	
Ast.....3	Canisius	2-19-23
Stl.....2	vs. four opponents	
Blk.....2	vs. four opponents	
Min.....40	Howard	11-25-23

MISCELLANEOUS

Category	2023-24	Career
10+ points.....	6	15
20+ points.....	0	1
5+ rebounds.....	8	22
10+ rebounds.....	1	2
2+ three-pointers.....	0	0
5+ assists.....	0	0
2+ steals.....	2	4
2+ blocks.....	1	4
Double-Doubles.....	1	2
Leading Scorer.....	0	3
Leading Rebounder.....	3	10
Assists Leader.....	0	0

2023-24 SEASON

♦ Had four points and four rebounds in 20 minutes of action in Bucknell exhibition win...Had four points and six boards in season opener at Maryland...Had 13 points and seven boards at American...Had 16 points and eight rebounds in double-overtime loss to Howard...Recorded second career double-double with 13 points and 11 rebounds at Manhattan...Tallied 10 points in win at Loyola...Had 13 points on 6-of-7 shooting at Georgia...Had 10 points and six boards in win over LIU.

CAREER NOTES

♦ Appeared in 32 games with 13 starts for the Mountaineers last season...Averaged 6.7 points and 3.8 rebounds while shooting 58.2 percent from the floor and 87.5 percent (35-of-40) at the foul line...Scored in double figures nine times...Scored career high 22 points while adding eight boards at Quinnipiac.

2023-24 Game-by-Game Statistics

Opponent	Date	MIN	FG-A	3FG-A	FT-A	Q-R-D	PF	AST	TO	BLK	STL	PTS
at Maryland	11-7	14	2-5	0-0	0-0	2-4-6	5	0	1	0	0	4
COPPIN STATE	11-11	20	1-1	0-0	2-2	0-5-5	4	0	3	1	0	4
at Georgetown	11-18	14	1-3	0-0	0-0	0-0-0	3	0	3	0	2	2
at American	11-22	22	6-9	0-1	1-2	5-2-7	5	1	2	0	0	13
HOWARD	11-25	40	6-8	0-0	4-6	5-3-8	5	0	0	0	0	16
at Manhattan	12-1	30	5-8	0-0	3-4	3-8-11	3	1	3	0	1	13
SIENA	12-3	22	0-2	0-0	2-2	0-4-4	0	1	0	1	0	2
at Mississippi	12-5	14	1-4	0-0	0-0	2-1-3	1	0	1	1	0	2
at Loyola	12-9	14	5-7	0-0	0-0	0-0-0	3	1	1	1	2	10
at Saint Francis II	12-15	10	0-4	0-0	0-0	2-1-3	3	0	1	0	1	0
at Georgia	12-20	21	6-7	0-0	1-2	0-3-3	5	2	1	0	0	13
LIU	12-23	18	3-5	0-0	4-6	1-5-6	3	0	0	0	0	10
at Delaware State	12-30	30	2-7	0-3	3-3	0-8-8	2	0	2	0	0	7
Canisius	1-5	24	3-3	0-0	0-0	1-4-5	4	2	4	0	0	6
at Saint Peter's	1-7	29	2-4	0-0	5-6	0-3-3	3	0	1	2	0	9
at Iona												
MARIST												
NIAGARA												
at Quinnipiac												
RIDER												
at Marist												
at Siena												
MANHATTAN												
QUINNIPIAC												
at Rider												
at Fairfield												
SAINT PETER'S												
IONA												
at Canisius												
at Niagara												
FAIRFIELD												

CAREER STATISTICS

CORDILIA, Jedy

				Field Goals		3-Point		F-Throws		Rebounds										Scoring	
SEASON	TEAM	GP-GS	MIN/AVG	FG-FGA	FG%	3FG-3FGA	3FG%	FT-FTA	FT%	OFF	DEF	TOT	AVG	PF-FO	A	TO	BLK	STL	PTS	AVG	
2021-22	MSM	24-1	107/4.5	14-23	.609	0-0	.000	5-9	.556	14	21	35	1.5	15-0	3	11	1	2	33	1.4	
2022-23	MSM	32-13	571/17.9	89-153	.582	1-6	.167	35-40	.875	37	83	120	3.8	80-7	16	33	12	9	214	6.7	
2023-24	MSM	15-15	321/21.4	43-77	.558	0-4	.000	25-33	.758	21	51	72	4.8	49-4	8	23	7	5	111	7.4	
TOTAL		71-29	1000/14.1	146-253	.577	1-10	.100	65-82	.793	72	155	227	3.2	144-11	27	67	20	16	358	5.0	

DALLAS HOBBS 13

Guard | Fr. | 6-1 | 160
Dallas, Texas
Dynamic Prep



2023-24 SEASON HIGHS		
Category	Opponent	Date
Pts.....20	vs. two opponents	
Reb.....10	at Georgetown	11-18-23
FG.....7	vs. two opponents	
FGA.....15	Howard	11-25-23
3FG.....3	at Saint Peter's	1-7-24
3FGA.....6	vs. two opponents	
FT.....8	at Loyola	12-9-23
FTA.....9	at Loyola	12-9-23
Ast.....8	LIU	12-23-23
Stl.....3	vs. two opponents	
Blk.....1	at St. Francis U	12-15-23
Min.....40	Howard	11-25-23

CAREER HIGHS		
Category	Opponent	Date
Pts.....20	vs. two opponents	
Reb.....10	at Georgetown	11-18-23
FG.....7	vs. two opponents	
FGA.....15	Howard	11-25-23
3FG.....3	at Saint Peter's	1-7-24
3FGA.....6	vs. two opponents	
FT.....8	at Loyola	12-9-23
FTA.....9	at Loyola	12-9-23
Ast.....8	LIU	12-23-23
Stl.....3	vs. two opponents	
Blk.....1	at St. Francis U	12-15-23
Min.....40	Howard	11-25-23

MISCELLANEOUS		
Category	2023-24	Career
10+ points.....	6	6
20+ points.....	2	2
5+ rebounds.....	6	6
10+ rebounds.....	1	1
2+ three-pointers.....	3	3
5+ assists.....	6	6
2+ steals.....	4	4
2+ blocks.....	0	0
Double-Doubles.....	1	1
Leading Scorer.....	1	1
Leading Rebounder.....	2	2
Assists Leader.....	6	6

2023-24 SEASON

♦ Hit 7-of-8 from the foul line to finish with seven points in the Mount's exhibition win over Bucknell...Had nine points in collegiate debut at Maryland...Made first collegiate start at Georgetown, recording 10 points, 10 rebounds and five assists for his first career double-double...Had 20 points, four rebounds and three assists against Howard...Had seven points, seven rebounds and seven assists in overtime loss at Manhattan...Dished out season high eight assists in win over LIU...Notched 16 points, six rebounds, five assists and three steals at Delaware State...Had 11 points and five assists off the bench in win over Canisius.

CAREER NOTES

♦ Averaged 11 points and 4.5 assists at Dynamic Prep as a senior.

2023-24 Game-by-Game Statistics

Opponent	Date	MIN	FG-A	3FG-A	FT-A	O-R-D	PF	AST	TO	BLK	STL	PTS
at Maryland	11-7	22	4-11	0-1	1-1	0-1-1	2	1	1	0	1	9
COPPIN STATE	11-11	12	0-3	0-1	2-2	0-1-1	1	1	1	0	0	2
at Georgetown	11-18	31	4-13	1-1	1-2	4-6-10	3	5	3	0	2	10
at American	11-22	27	2-8	1-3	3-6	0-5-5	4	1	0	0	1	8
HOWARD	11-25	40	7-15	1-2	5-5	0-4-4	4	3	2	0	1	20
at Manhattan	12-1	26	3-9	1-3	0-0	1-6-7	2	7	2	0	0	7
SIENA	12-3	23	2-6	0-1	2-2	0-2-2	3	2	6	0	1	6
at Mississippi	12-5	20	1-6	0-1	1-2	0-0-0	3	1	2	0	0	3
at Loyola	12-9	32	5-7	2-2	8-9	0-2-2	1	3	2	0	1	20
at Saint Francis U	12-15	26	1-4	0-2	1-2	0-1-1	1	2	3	1	0	3
at Georgia	12-20	26	2-7	0-1	3-4	1-6-7	4	6	1	0	0	7
LIU	12-23	24	1-4	1-3	0-0	0-1-1	3	8	3	0	0	3
at Delaware State	12-30	30	7-14	2-6	0-3	2-4-6	1	5	3	0	3	16
Canisius	1-5	25	4-9	1-4	2-2	1-0-1	1	5	2	0	2	11
at Saint Peter's	1-7	25	5-10	3-6	3-5	1-4-5	5	1	5	0	3	16
at Iona												
MARIST												
NIAGARA												
at Quinnipiac												
RIDER												
at Marist												
at Siena												
MANHATTAN												
QUINNIPIAC												
at Rider												
at Fairfield												
SAINT PETER'S												
IONA												
at Canisius												
at Niagara												
FAIRFIELD												

CAREER STATISTICS

HOBBS, Dallas

				Field Goals		3-Point		F-Throws		Rebounds								Scoring		
SEASON	TEAM	GP-GS	MIN/AVG	FG-FGA	FG%	3FG-3FGA	3FG%	FT-FTA	FT%	OFF	DEF	TOT	AVG	PF-FO	A	TO	BLK	STL	PTS	AVG
2023-24	MSM	15-11	390/26.0	48-126	.381	13-37	.351	32-45	.711	10	43	53	3.5	38-1	51	35	1	15	141	9.4
TOTAL		15-11	390/26.0	48-126	.381	13-37	.351	32-45	.711	10	43	53	3.5	38-1	51	35	1	15	141	9.4

TERRELL ARD, JR. 15

Forward | Jr. | 6-7 | 220
Marietta, Ga.
Putnam Science Academy (Conn.)



2023-24 SEASON

♦ Ard, Jr., joins the Mountaineers this season after transferring from Presbyterian...A two-time transfer, made collegiate debut at Georgia after the NCAA ruled two-time transfers immediately eligible...Had a pair of rebounds in seven minutes against Georgia in his first game as a Mountaineer...Scored 10 points in his second appearances for the Mount in win over LIU.

CAREER NOTES

♦ Averaged 7.1 points and a team-high 5.8 rebounds last season at Presbyterian...Had seven double-figure scoring games and three with double figures in rebounds...Began his career at UAB, playing four games before suffering season-ending ACL injury during his freshman season.

2023-24 SEASON HIGHS

Category	Opponent	Date
Pts.....10	LIU	12-23-23
Reb.....3	LIU	12-23-23
FG.....5	LIU	12-23-23
FGA.....9	LIU	12-23-23
3FG.....1		
3FGA.....2	LIU	12-23-23
FT.....		
FTA.....		
Ast.....		
Stl.....1	LIU	12-23-23
Blk.....		
Min.....14	LIU	12-23-23

CAREER HIGHS

Category	Opponent	Date
Pts.....18	at Winthrop	1-4-23
Reb.....14	at UAB	11-16-22
FG.....7	two times	
FGA.....15	at UNC Asheville	1-25-23
3FG.....1	six times	
3FGA.....3	at Gardner-Webb	2-4-23
FT.....7	Radford	2-1-23
FTA.....13	Radford	2-1-23
Ast.....4	at Charleston So.	2-25-23
Stl.....4	at USC Upstate	1-18-23
Blk.....2	two times	
Min.....38	Radford	2-1-23

MISCELLANEOUS

Category	2023-24	Career
10+ points.....	1	10
20+ points.....	0	0
5+ rebounds.....	0	27
10+ rebounds.....	0	4
2+ three-pointers.....	0	0
5+ assists.....	0	0
2+ steals.....	0	7
2+ blocks.....	0	2
Double-Doubles.....	0	1
Leading Scorer.....	0	0
Leading Rebounder.....	0	0
Assists Leader.....	0	0

2023-24 Game-by-Game Statistics

Opponent	Date	MIN	FG-A	3FG-A	FT-A	O-R-D	PF	AST	TO	BLK	STL	PTS
at Maryland	DNP--Did Not Dress											
COPPIN STATE	DNP--Did Not Dress											
at Georgetown	DNP--Did Not Dress											
at American	DNP--Did Not Dress											
HOWARD	DNP--Did Not Dress											
at Manhattan	DNP--Did Not Dress											
SIENA	DNP--Did Not Dress											
at Mississippi	DNP--Did Not Dress											
at Loyola	DNP--Did Not Dress											
at Saint Francis U	DNP--Did Not Dress											
at Georgia	12-20	7	0-3	0-0	0-0	0-2-2	1	0	0	0	0	0
LIU	12-23	14	5-9	0-2	0-0	0-3-3	2	0	1	0	1	10
at Delaware State	12-30	6	0-1	0-0	0-0	0-1-1	0	0	0	0	0	0
Canisius	DNP--Did Not Dress											
at Saint Peter's	DNP--Did Not Dress											
at Iona												
MARIST												
NIAGARA												
at Quinnipiac												
RIDER												
at Marist												
at Siena												
MANHATTAN												
QUINNIPIAC												
at Rider												
at Fairfield												
SAINT PETER'S												
IONA												
at Canisius												
at Niagara												
FAIRFIELD												

CAREER STATISTICS

ARD, JR., Terrell

				Field Goals		3-Point		F-Throws		Rebounds									Scoring	
SEASON	TEAM	GP-GS	MIN/AVG	FG-FGA	FG%	3FG-3FGA	3FG%	FT-FTA	FT%	OFF	DEF	TOT	AVG	PF-FO	A	TO	BLK	STL	PTS	AVG
2020-21	UAB	4-0	8/2.1	1-1	1.000	0-0	.000	0-0	.000	0	2	2	0.5	1-0	0	0	0	0	2	0.5
2021-22	Presb	31-13	510/16.5	46-119	.387	3-14	.214	25-46	.543	32	74	106	3.4	51-2	30	36	9	15	120	3.9
2022-23	Presb	32-30	777/24.3	87-201	.433	3-12	.250	50-95	.526	59	126	185	5.8	72-2	37	65	11	25	227	7.1
2023-24	MSM	3-0	28/9.4	5-13	.385	0-2	.000	0-0	.000	0	6	6	2.0	3-0	0	1	0	1	10	3.3
TOTAL FOR MSM		3-0	28/9.4	5-13	.385	0-2	.000	0-0	.000	0	6	6	2.0	3-0	0	1	0	1	10	3.3
TOTAL		70-43	1324/18.9	139-334	.416	6-28	.214	75-141	.532	91	208	299	4.3	127-4	67	102	20	41	359	5.1

RONALD JESSAMY

21

Forward | Fr. | 6-8 | 210
Philadelphia, Pa.
Palmetto Ridge (Fla.)



2023-24 SEASON HIGHS		
Category	Opponent	Date
Pts.....7	vs. two opponents	
Reb.....6	vs. two opponents	
FG.....3	vs. two opponents	
FGA.....5	Canisius	1-5-24
3FG.....		
3FGA.....		
FT.....3	at Maryland	11-7-23
FTA.....5	at St. Francis U	12-15-23
Ast.....2	at Georgetown	11-18-23
Stl.....1	vs. three opponents	
Blk.....1	vs. two opponents	
Min.....17	vs. two opponents	

CAREER HIGHS		
Category	Opponent	Date
Pts.....7	vs. two opponents	
Reb.....6	vs. two opponents	
FG.....3	vs. two opponents	
FGA.....5	Canisius	1-5-24
3FG.....		
3FGA.....		
FT.....3	at Maryland	11-7-23
FTA.....5	at St. Francis U	12-15-23
Ast.....2	at Georgetown	11-18-23
Stl.....1	vs. three opponents	
Blk.....1	vs. two opponents	
Min.....17	vs. two opponents	

MISCELLANEOUS		
Category	2023-24	Career
10+ points.....	0	0
20+ points.....	0	0
5+ rebounds.....	3	3
10+ rebounds.....	0	0
2+ three-pointers.....	0	0
5+ assists.....	0	0
2+ steals.....	0	0
2+ blocks.....	0	0
Double-Doubles.....	0	0
Leading Scorer.....	0	0
Leading Rebounder.....	0	0
Assists Leader.....	0	0

2023-24 SEASON

◆Made collegiate debut at Maryland, finishing with seven points and six rebounds in just seven minutes of action...Had seven points and six boards in win over Coppin State...Had six points in win over Canisius.

CAREER NOTES

◆Played in three games last year before season was cut short due to inju

2023-24 Game-by-Game Statistics

Opponent	Date	MIN	FG-A	3FG-A	FT-A	O-R-D	PF	AST	TO	BLK	STL	PTS
at Maryland	11-7	7	2-3	0-0	3-4	4-2-6	1	0	0	0	0	7
COPPIN STATE	11-11	7	3-3	0-0	1-1	2-4-6	0	0	3	0	0	7
at Georgetown	11-18	17	2-3	0-0	0-0	2-1-3	4	2	1	0	1	4
at American	11-22	1	0-1	0-0	0-0	0-0-0	1	0	0	0	0	0
HOWARD	11-25	3	0-0	0-0	0-0	0-0-0	0	0	1	0	0	0
at Manhattan	12-1	11	2-3	0-0	0-0	1-0-1	1	0	1	0	1	4
SIENA	12-3	12	1-3	0-0	2-2	2-1-3	3	0	1	0	0	4
at Mississippi	12-5	8	1-3	0-0	0-0	1-1-2	1	1	1	0	0	2
at Loyola	12-9	7	1-1	0-0	2-4	1-1-2	3	0	0	1	0	4
at Saint Francis U	12-15	8	1-1	0-0	2-5	3-2-5	1	1	0	0	0	4
at Georgia	DNP--Coaches Decision											
LIU	DNP--Did Not Dress											
at Delaware State	12-30	3	0-1	0-0	0-0	0-1-1	1	0	1	0	0	0
Canisius	1-5	17	3-5	0-0	0-0	0-2-2	5	1	1	1	1	6
at Saint Peter's	1-7	5	1-2	0-0	1-1	0-0-0	0	0	1	0	0	3
at Iona												
MARIST												
NIAGARA												
at Quinnipiac												
RIDER												
at Marist												
at Siena												
MANHATTAN												
QUINNIPAC												
at Rider												
at Fairfield												
SAINT PETER'S												
IONA												
at Canisius												
at Niagara												
FAIRFIELD												

CAREER STATISTICS

JESSAMY, Ronald

				Field Goals		3-Point		F-Throws		Rebounds								Scoring		
SEASON	TEAM	GP-GS	MIN/AVG	FG-FGA	FG%	3FG-3FGA	3FG%	FT-FTA	FT%	OFF	DEF	TOT	AVG	PF-FO	A	TO	BLK	STL	PTS	AVG
2023-24	MSM	13-0	107/8.3	17-29	.586	0-0	.000	11-17	.647	16	15	31	2.4	21-1	5	11	2	3	45	3.5
TOTAL		13-0	107/8.3	17-29	.586	0-0	.000	11-17	.647	16	15	31	2.4	21-1	5	11	2	3	45	3.5

JOSH REAVES

23

Guard | Jr. | 6-4 | 205
Hamden, Conn.
South Kent School



2023-24 SEASON HIGHS

Category	Opponent	Date
Pts.....20	at St. Francis U	12-15-23
Reb.....5	vs. two opponents	
FG.....7	at St. Francis U	12-15-23
FGA.....12	Coppin State	11-11-23
3FG.....6	at St. Francis U	12-15-23
3FGA.....8	vs. four opponents	
FT.....2	Canisius	1-5-24
FTA.....2	Canisius	1-5-24
Ast.....4	at Loyola	12-9-23
Stl.....2	at St. Francis U	12-15-23
Blk.....1	Coppin State	11-11-23
Min.....33	at Manhattan	12-1-23

CAREER HIGHS

Category	Opponent	Date
Pts.....22	Sacred Heart	1-31-21
Reb.....8	Long Island	2-12-21
FG.....8	Sacred Heart	1-31-21
FGA.....13	at FDU	2-20-21
3FG.....6	at St. Francis U	12-15-23
3FGA.....9	at FDU	2-20-21
FT.....3	at Bryant	1-15-22
FTA.....3	vs. two opponents	
Ast.....4	vs. two opponents	
Stl.....4	Sacred Heart	1-31-21
Blk.....1	Coppin State	11-11-23
Min.....40	at Saint Francis U	2-25-21

MISCELLANEOUS

Category	2023-24	Career
10+ points.....	4	18
20+ points.....	1	2
5+ rebounds.....	2	9
10+ rebounds.....	0	0
2+ three-pointers.....	8	37
5+ assists.....	0	0
2+ steals.....	1	8
2+ blocks.....	0	0
Double-Doubles.....	0	0
Leading Scorer.....	3	15
Leading Rebounder.....	0	1
Assists Leader.....	0	1

2023-24 SEASON

♦ Had 14 points in 41 minutes in the Mount's double-overtime exhibition win over Bucknell...Scored team-high 10 points in the season opener at Maryland...Had 12 points in win over Coppin State...Led the Mount with season-high 20 points in the win at Saint Francis U...Hit 6-of-8 from three-point range in the game...Hit 5-of-7 from three-point range en route to team-high 17 points in win over LIU.

CAREER NOTES

♦ Played in three games last year before season was cut short due to injury...Averaged 5.3 points in those three appearances...Made season debut at Coppin State, tallying eight points in 18 minutes of action.

2023-24 Game-by-Game Statistics

Opponent	Date	MIN	FG-A	3FG-A	FT-A	O-R-D	PF	AST	TO	BLK	STL	PTS
at Maryland	11-7	28	4-8	2-3	0-0	0-1-1	3	0	1	0	0	10
COPPIN STATE	11-11	28	4-12	2-8	0-0	0-0-0	3	0	3	1	0	12
at Georgetown	11-18	30	2-8	1-4	0-0	0-0-0	0	2	0	0	0	5
at American	11-22	30	1-5	0-2	0-0	0-2-2	0	0	2	0	0	2
HOWARD	11-25	29	3-6	2-4	0-0	0-5-5	2	1	5	0	1	8
at Manhattan	12-1	33	2-5	1-4	0-0	0-1-1	1	3	1	0	0	5
SIENA	12-3	30	2-10	2-8	0-0	1-2-3	0	3	1	0	0	6
at Mississippi	12-5	31	2-8	2-8	0-0	0-5-5	1	1	2	0	1	6
at Loyola	12-9	31	2-7	2-5	0-0	0-4-4	2	4	4	0	1	6
at Saint Francis U	12-15	26	7-9	6-8	0-0	0-1-1	2	1	2	0	2	20
at Georgia	12-20	25	0-2	0-2	0-0	0-2-2	2	1	3	0	0	0
LIU	12-23	31	6-9	5-7	0-0	0-2-2	1	1	0	0	1	17
at Delaware State	12-30	20	1-5	1-5	0-0	0-2-2	1	1	1	0	0	3
Canisius	1-5	24	1-7	1-7	2-2	0-4-4	1	1	0	0	0	5
at Saint Peter's	1-7	33	2-5	0-2	0-0	0-2-2	0	1	0	0	0	4
at Iona												
MARIST												
NIAGARA												
at Quinnipiac												
RIDER												
at Marist												
at Siena												
MANHATTAN												
QUINNIPAC												
at Rider												
at Fairfield												
SAINT PETER'S												
IONA												
at Canisius												
at Niagara												
FAIRFIELD												

CAREER STATISTICS

REAVES, Joshua

				Field Goals		3-Point		F-Throws		Rebounds									Scoring	
SEASON	TEAM	GP-GS	MIN/AVG	FG-FGA	FG%	3FG-3FGA	3FG%	FT-FTA	FT%	OFF	DEF	TOT	AVG	PF-FO	A	TO	BLK	STL	PTS	AVG
2020-21	MSM	23-19	624/27.1	58-156	.372	40-106	.377	5-7	.714	6	51	57	2.5	37-0	20	38	0	13	161	7.0
2021-22	MSM	29-14	611/21.1	68-175	.389	40-115	.348	14-15	.933	7	54	61	2.1	36-0	26	28	0	17	190	6.6
2022-23	MSM	3-0	48/16.0	6-16	.375	4-11	.364	0-3	.000	2	2	4	1.3	2-0	3	3	0	0	16	5.3
2023-24	MSM	15-15	429/28.6	39-106	.368	27-77	.351	4-4	1.000	1	32	33	2.2	19-0	20	25	1	6	109	7.3
TOTAL		70-48	1712/24.5	171-453	.377	111-309	.359	23-29	.793	16	139	155	2.2	94-0	69	94	1	36	476	6.8

FRANTIŠEK BARTOŇ 24

Forward | Sr. | 6-7 | 210
Brno, Czech Republic
Get Better Academy (Prague)



2023-24 SEASON HIGHS		
Category	Opponent	Date
Pts.....6	vs. two opponents	
Reb.....6	Coppin State	11-11-23
FG.....3	at St. Francis U	12-15-23
FGA.....4	vs. two opponents	
3FG.....		
3FGA.....		
FT.....2	at Ole Miss	12-5-23
FTA.....2	vs. two opponents	
Ast.....2	at St. Francis U	12-15-23
Stl.....1	vs. three opponents	
Blk.....2	at St. Francis U	12-15-23
Min.....21	at St. Francis U	12-15-23

CAREER HIGHS		
Category	Opponent	Date
Pts.....9	at Coppin State	11-11-22
Reb.....10	at FDU	2-20-21
FG.....4	vs. three opponents	
FGA.....6	vs. three opponents	
3FG.....1	vs. three opponents	
3FGA.....1	vs. 12 opponents	
FT.....4	at Saint Peter's	12-1-22
FTA.....6	vs. two opponents	
Ast.....2	vs. four opponents	
Stl.....2	at Pacific	11-22-22
Blk.....2	vs. eight opponents	
Min.....28	at Coppin State	11-11-22

MISCELLANEOUS		
Category	2023-24	Career
10+ points.....	0	0
20+ points.....	0	0
5+ rebounds.....	3	17
10+ rebounds.....	0	1
2+ three-pointers.....	0	0
5+ assists.....	0	0
2+ steals.....	0	1
2+ blocks.....	1	8
Double-Doubles.....	0	0
Leading Scorer.....	0	0
Leading Rebounder.....	1	3
Assists Leader.....	0	0

2023-24 SEASON

♦ Had four points and a team-high nine rebounds in 25 minutes off the bench in exhibition win over Bucknell...Had six points and five rebounds in win at Loyola...Had six points and five boards in season-high 21 minutes in win at Saint Francis U.

CAREER NOTES

♦ Played in 31 games last year, averaging 2.3 points and 3.0 rebounds...Made first start of season at Coppin State, finishing with career high nine points while grabbing six boards.

2023-24 Game-by-Game Statistics

Opponent	Date	MIN	FG-A	3FG-A	FT-A	O-R-D	PF	AST	TO	BLK	STL	PTS
at Maryland	11-7	13	2-4	0-0	0-0	1-1-2	1	1	1	1	0	4
COPPIN STATE	11-11	11	1-3	0-0	0-0	3-3-6	1	1	1	1	1	2
at Georgetown	11-18	9	2-3	0-0	0-0	0-1-1	1	0	0	0	1	4
at American	11-22	16	1-2	0-0	0-0	1-1-2	3	1	2	1	0	2
HOWARD	11-25	6	0-0	0-0	0-1	0-1-1	2	0	0	0	0	0
at Manhattan	12-1	4	0-0	0-0	0-0	0-0	0	0	1	0	0	0
SIENA	12-3	12	0-0	0-0	0-0	1-0-1	2	0	1	0	0	0
at Mississippi	12-5	12	1-1	0-0	2-2	3-2-5	1	0	1	1	0	4
at Loyola	12-9	18	3-3	0-0	0-0	3-2-5	4	1	1	1	0	6
at Saint Francis U	12-15	21	3-4	0-0	0-1	2-3-5	2	2	3	2	0	6
at Georgia	12-20	14	1-1	0-0	0-0	3-1-4	1	1	3	0	1	2
LIU	12-23	12	0-0	0-0	1-2	1-3-4	0	0	1	0	0	1
at Delaware State	12-30	8	0-1	0-0	0-0	1-1-2	0	0	0	1	0	0
Canisius	DNP--Did Not Dress											
at Saint Peter's	DNP--Did Not Dress											
at Iona												
MARIST												
NIAGARA												
at Quinnipiac												
RIDER												
at Marist												
at Siena												
MANHATTAN												
QUINNIPIAC												
at Rider												
at Fairfield												
SAINT PETER'S												
IONA												
at Canisius												
at Niagara												
FAIRFIELD												

CAREER STATISTICS

BARTON, Frantisek

				Field Goals		3-Point		F-Throws		Rebounds										Scoring	
SEASON	TEAM	GP-GS	MIN/AVG	FG-FGA	FG%	3FG-3FGA	3FG%	FT-FTA	FT%	OFF	DEF	TOT	AVG	PF-FO	A	TO	BLK	STL	PTS	AVG	
2020-21	MSM	21-0	202/9.6	21-37	.568	3-6	.500	7-9	.778	18	20	38	1.8	21-0	3	13	7	4	52	2.5	
2021-22	MSM	30-1	293/9.8	30-62	.484	0-2	.000	6-20	.300	19	30	49	1.6	26-0	10	14	9	4	66	2.2	
2022-23	MSM	31-8	465/15.0	28-79	.354	0-4	.000	15-30	.500	30	64	94	3.0	43-0	17	19	11	4	71	2.3	
2023-24	MSM	13-0	155/11.9	14-22	.636	0-0	.000	3-6	.500	19	19	38	2.9	18-0	7	16	7	3	31	2.4	
TOTAL		95-9	1115/11.7	93-200	.465	3-12	.250	31-65	.477	86	133	219	2.3	108-0	37	62	34	15	220	2.3	

JOSHUA OLAOSEBIKAN 25

Guard | Jr. | 6-1 | 185
Waldorf, Md.
Northpoint



2023-24 SEASON

◆ In his first season with the Mountaineers...Made collegiate debut against LIU.

2023-24 SEASON HIGHS

Category	Opponent	Date
Pts.....		
Reb.....		
FG.....		
FGA.....		
3FG.....		
3FGA.....		
FT.....		
FTA.....		
Ast.....		
Stl.....		
Blk.....		
Min.....	2 LIU	12-23-23

CAREER HIGHS

Category	Opponent	Date
Pts.....		
Reb.....		
FG.....		
FGA.....		
3FG.....		
3FGA.....		
FT.....		
FTA.....		
Ast.....		
Stl.....		
Blk.....		
Min.....	2 LIU	12-23-23

MISCELLANEOUS

Category	2023-24	Career
10+ points.....	0	0
20+ points.....	0	0
5+ rebounds.....	0	0
10+ rebounds.....	0	0
2+ three-pointers.....	0	0
5+ assists.....	0	0
2+ steals.....	0	0
2+ blocks.....	0	0
Double-Doubles.....	0	0
Leading Scorer.....	0	0
Leading Rebounder.....	0	0
Assists Leader.....	0	0

2023-24 Game-by-Game Statistics

Opponent	Date	MIN	FG-A	3FG-A	FT-A	O-R-D	PF	AST	TO	BLK	STL	PTS
at Maryland	DNP--Did Not Dress											
COPPIN STATE	DNP--Did Not Dress											
at Georgetown	DNP--Coaches Decision											
at American	DNP--Coaches Decision											
HOWARD	DNP--Coaches Decision											
at Manhattan	DNP--Coaches Decision											
SIENA	DNP--Coaches Decision											
at Mississippi	DNP--Coaches Decision											
at Loyola	DNP--Coaches Decision											
at Saint Francis LI	DNP--Coaches Decision											
at Georgia	DNP--Coaches Decision											
LIU	12-23	2	0-0	0-0	0-0	0-0-0	0	0	0	0	0	0
at Delaware State	DNP--Coaches Decision											
Canisius	DNP--Coaches Decision											
at Saint Peter's	DNP--Coaches Decision											
at Iona												
MARIST												
NIAGARA												
at Quinnipiac												
RIDER												
at Marist												
at Siena												
MANHATTAN												
QUINNIPIAC												
at Rider												
at Fairfield												
SAINT PETER'S												
IONA												
at Canisius												
at Niagara												
FAIRFIELD												

CAREER STATISTICS

OLAOSEBIKAN, Joshua

				Field Goals		3-Point		F-Throws		Rebounds								Scoring		
SEASON	TEAM	GP-GS	MIN/AVG	FG-FGA	FG%	3FG-3FGA	3FG%	FT-FTA	FT%	OFF	DEF	TOT	AVG	PF-FO	A	TO	BLK	STL	PTS	AVG
2023-24	MSM	1-0	2/1.6	0-0	.000	0-0	.000	0-0	.000	0	0	0	0.0	0-0	0	0	0	0	0	0.0
TOTAL		1-0	2/1.6	0-0	.000	0-0	.000	0-0	.000	0	0	0	0.0	0-0	0	0	0	0	0	0.0

XAVIER LIPSCOMB 45

Guard | Sr. | 6-2 | 195
Washington, D.C.
St. Stephen's & St. Agnes School



2023-24 SEASON

♦ Had two points, seven rebounds in five assists in exhibition win over Bucknell...Started season opener at Maryland, finishing with team-high three assists...Had 10 points, seven boards and five assists in win over Coppin State...Out for the remainder of the season with a foot injury.

CAREER NOTES

♦ Averaged 4.0 points, 2.6 rebounds and 1.3 assists in 32 games played with six starts in his first season at the Mount after transferring from Radford...Scored in double figures on three occasions...Shot 46.2 percent (18-of-39) from three-point range and 84.8 percent (28-of-33) at the foul line.

2023-24 SEASON HIGHS

Category	Opponent	Date
Pts.....10	Coppin State	11-11-23
Reb.....7	Coppin State	11-11-23
FG.....4	Coppin State	11-11-23
FGA.....6	Coppin State	11-11-23
3FG.....2	Coppin State	11-11-23
3FGA.....4	Coppin State	11-11-23
FT.....		
FTA.....		
Ast.....5	Coppin State	11-11-23
Stl.....2	at Maryland	11-7-23
Blk.....		
Min.....30	Coppin State	11-11-23

CAREER HIGHS

Category	Opponent	Date
Pts.....14	vs. two opponents	
Reb.....9	at UNC Asheville	1-24-21
FG.....4	vs. four opponents	
FGA.....8	vs. four opponents	
3FG.....3	Hampton	1-5-21
3FGA.....5	vs. two opponents	
FT.....7	at UNC Asheville	1-25-21
FTA.....9	at UNC Asheville	1-24-21
Ast.....7	at James Madison	12-11-21
Stl.....5	at Howard	12-21-22
Blk.....1	vs. five opponents	
Min.....37	at UNC Asheville	1-24-21

MISCELLANEOUS

Category	2023-24	Career
10+ points.....	0	10
20+ points.....	0	0
5+ rebounds.....	0	11
10+ rebounds.....	0	0
2+ three-pointers.....	0	8
5+ assists.....	0	2
2+ steals.....	0	9
2+ blocks.....	0	0
Double-Doubles.....	0	0
Leading Scorer.....	0	1
Leading Rebounder.....	0	2
Assists Leader.....	1	3

2023-24 Game-by-Game Statistics

Opponent	Date	MIN	FG-A	3FG-A	FT-A	O-R-D	PF	AST	TO	BLK	STL	PTS
at Maryland	11-7	18	0-3	0-1	0-0	0-2-2	2	3	1	0	2	0
COPPIN STATE	11-11	30	4-6	2-4	0-0	3-4-7	1	5	3	0	0	10
at Georgetown	DNP--Did Not Dress											
at American	DNP--Did Not Dress											
HOWARD	DNP--Did Not Dress											
at Manhattan	DNP--Did Not Dress											
SIENA	DNP--Did Not Dress											
at Mississippi	DNP--Did Not Dress											
at Loyola	DNP--Did Not Dress											
at Saint Francis U	DNP--Did Not Dress											
at Georgia	DNP--Did Not Dress											
LIU	DNP--Did Not Dress											
at Delaware State	DNP--Did Not Dress											
Canisius	DNP--Did Not Dress											
at Saint Peter's	DNP--Did Not Dress											
at Iona												
MARIST												
NIAGARA												
at Quinnipiac												
RIDER												
at Marist												
at Siena												
MANHATTAN												
QUINNIPIAC												
at Rider												
at Fairfield												
SAINT PETER'S												
IONA												
at Canisius												
at Niagara												
FAIRFIELD												

CAREER STATISTICS

LIPSCOMB, Xavier

				Field Goals		3-Point		F-Throws		Rebounds									Scoring	
SEASON	TEAM	GP-GS	MIN/AVG	FG-FGA	FG%	3FG-3FGA	3FG%	FT-FTA	FT%	OFF	DEF	TOT	AVG	PF-FO	A	TO	BLK	STL	PTS	AVG
2020-21	Rad	27-17	665/24.6	50-120	.417	19-48	.396	60-74	.811	4	79	83	3.1	49-0	44	60	2	12	179	6.6
2021-22	Rad	20-8	271/13.5	17-54	.315	6-21	.286	6-10	.600	4	25	29	1.5	17-0	34	26	1	9	46	2.3
2022-23	MSM	32-6	601/18.8	41-100	.410	18-39	.462	28-33	.848	4	78	82	2.6	41-0	43	35	2	24	128	4.0
2023-24	MSM	2-2	47/23.7	4-9	.444	2-5	.400	0-0	.000	3	6	9	4.5	3-0	8	4	0	2	10	5.0
TOTAL FOR MSM		34-8	648/19.1	45-109	.413	20-44	.455	28-33	.848	7	84	91	2.7	44-0	51	39	2	26	138	4.1
TOTAL		81-33	1585/19.6	112-283	.396	45-113	.398	94-117	.803	15	188	203	2.5	110-0	129	125	5	47	363	4.5

NCAA TOURNAMENT 1995, 1999, 2008, 2014, 2017, 2021

2023-24 OVERALL STATISTICS



2023-24 Mount St. Mary's Men's Basketball Combined Team Statistics All games

Page 1/1
as of Jan 08, 2024

Game Records

Record	Overall	Home	Away	Neutral
ALL GAMES	6-9	4-1	2-8	0-0
CONFERENCE	2-2	2-0	0-2	0-0
NON-CONFERENCE	4-7	2-1	2-6	0-0

Score by Periods

Team	1st	2nd	OT	TOT
Mount St. Mary's	523	553	22	1098
Opponents	468	569	27	1064

Team Box Score

No.	Player				Total		3-Point		F-Throw		Rebounds															
		GP-GS	MIN	AVG	FG-FGA	FG%	3FG-3FGA	3FG%	FT-FTA	FT%	OFF	DEF	TOT	AVG	PF	DQ	A	TO	BLK	STL	PTS	AVG				
1	LEFFEWE, Dakota	15-15	541:30	36.1	96-235	.409	35-105	.333	34-47	.723	10	48	58	3.9	27	0	60	42	9	26	261	17.4				
2	MONTGOMERY, De'Shayne	15-2	388:29	25.9	74-134	.552	11-33	.333	29-42	.690	12	38	50	3.3	34	1	22	38	12	33	188	12.5				
13	HOBBS, Dallas	15-11	389:44	26.0	48-126	.381	13-37	.351	32-45	.711	10	43	53	3.5	38	1	51	35	1	15	141	9.4				
12	CORDILIA, Jedy	15-15	321:16	21.4	43-77	.558	0-4	.000	25-33	.758	21	51	72	4.8	49	4	8	23	7	5	111	7.4				
23	REAVES, Joshua	15-15	429:14	28.6	39-106	.368	27-77	.351	4-4	1.000	1	32	33	2.2	19	0	20	25	1	6	109	7.3				
4	ADEBAYO, Dola	15-0	298:48	19.9	36-68	.529	4-16	.250	20-31	.645	24	43	67	4.5	27	1	11	8	15	16	96	6.4				
11	TINSLEY, George	15-15	356:19	23.8	39-68	.574	6-23	.261	10-16	.625	26	40	66	4.4	22	0	17	16	8	7	94	6.3				
45	LIPSCOMB, Xavier	2-2	47:28	23.7	4-9	.444	2-5	.400	0-0	.000	3	6	9	4.5	3	0	8	4	0	2	10	5.0				
21	JESSAMY, Ronald	13-0	107:17	8.3	17-29	.586	0-0	.000	11-17	.647	16	15	31	2.4	21	1	5	11	2	3	45	3.5				
15	ARD, JR., Terrell	3-0	28:06	9.4	5-13	.385	0-2	.000	0-0	.000	0	6	6	2.0	3	0	0	1	0	1	10	3.3				
24	BARTON, Frantisek	13-0	154:33	11.9	14-22	.636	0-0	.000	3-6	.500	19	19	38	2.9	18	0	7	16	7	3	31	2.4				
5	DREAD, Malcolm	2-0	04:50	2.4	1-1	1.000	0-0	.000	0-0	.000	0	2	2	1.0	1	0	0	0	0	2	1.0					
25	OLAOSEBIKAN, Joshua	1-0	01:34	1.6	0-0	.000	0-0	.000	0-0	.000	0	0	0	0.0	0	0	0	0	0	0	0.0					
10	HAIGH, Patrick	2-0	05:54	3.0	0-2	.000	0-1	.000	0-0	.000	0	0	0	0.0	1	0	1	0	0	0	0	0.0				
Team											22	20	42				9									
Total		15	3075		416-890	.467	98-303	.323	168-241	.697	164	363	527	35.1	263	8	210	228	62	117	1098	73.2				
Opponents		15	3075		365-856	.426	85-273	.311	249-325	.766	158	345	503	33.5	233	3	182	221	42	138	1064	70.9				

Team Statistics

	MSM	OPP
Scoring	1098	1064
Points per game	73.2	70.9
Scoring margin	+2.3	-
Field goals-att	416-890	365-856
Field goal pct	.467	.426
3 point fg-att	98-303	85-273
3-point FG pct	.323	.311
3-pt FG made per game	6.5	5.7
Free throws-att	168-241	249-325
Free throw pct	.697	.766
F-Throws made per game	11.2	16.6
Rebounds	527	503
Rebounds per game	35.1	33.5
Rebounding margin	+1.6	-
Assists	210	182
Assists per game	14.0	12.1
Turnovers	228	221
Turnovers per game	15.2	14.7
Turnover margin	-0.5	-
Assist/turnover ratio	0.9	0.8
Steals	117	138
Steals per game	7.8	9.2
Blocks	62	42
Blocks per game	4.1	2.8
Winning streak	0	-
Home win streak	3	-
Attendance	8373	35667
Home games-Avg/Game	5-1675	10-3567
Neutral site-Avg/Game	-	0-0

Team Results

Date	Opponent		Score	Att.
11/07/2023	at Maryland	L	53-68	14044
11/11/2023	Coppin St.	W	74-60	2206
11/18/2023	at Georgetown	L	72-83	4648
11/22/2023	at American	L	65-68	584
11/25/2023	Howard	Lot2	83-87	1215
12/01/2023	at Manhattan	Lot	74-75	1097
12/03/2023	Siena	W	80-48	1863
12/05/2023	at Ole Miss	L	68-77	6950
12/09/2023	at Loyola Maryland	W	77-64	821
12/15/2023	at Saint Francis (PA)	W	72-65	502
12/20/2023	at Georgia	L	82-94	6045
12/23/2023	LIU	W	87-59	1782
12/30/2023	at Delaware St.	L	73-77	550
01/05/2024	Canisius	W	74-69	1307
01/07/2024	at Saint Peter's	L	64-70	426

2023-24 MAAC STATISTICS



2023-24 Mount St. Mary's Men's Basketball Combined Team Statistics In Conference games

Page 1/1
as of Jan 08, 2024

Game Records

Record	Overall	Home	Away	Neutral
ALL GAMES	2-2	2-0	0-2	0-0
CONFERENCE	2-2	2-0	0-2	0-0
NON-CONFERENCE	0-0	0-0	0-0	0-0

Score by Periods

Team	1st	2nd	OT	TOT
Mount St. Mary's	127	160	5	292
Opponents	120	136	6	262

Team Box Score

No. Player					Total		3-Point		F-Throw		Rebounds														
		GP-GS	MIN	AVG	FG-FGA	FG%	3FG-3FGA	3FG%	FT-FTA	FT%	OFF	DEF	TOT	AVG	PF	DQ	A	TO	BLK	STL	PTS	AVG			
1	LEFFEWE, Dakota	4-4	146:24	36.6	29-59	.492	13-30	.433	4-7	.571	4	17	21	5.3	8	0	17	15	0	6	75	18.8			
2	MONTGOMERY, De'Shayne	4-2	113:12	28.3	22-34	.647	3-7	.429	8-12	.667	6	10	16	4.0	9	1	6	19	6	12	55	13.8			
13	HOBBS, Dallas	4-2	98:39	24.7	14-34	.412	5-14	.357	7-9	.778	3	12	15	3.8	11	1	15	14	0	6	40	10.0			
11	TINSLEY, George	4-4	87:32	21.9	13-19	.684	4-8	.500	0-1	.000	7	9	16	4.0	4	0	4	4	2	1	30	7.5			
12	CORDILIA, Jedy	4-4	104:15	26.1	10-17	.588	0-0	.000	10-12	.833	4	19	23	5.8	10	0	4	8	4	0	30	7.5			
4	ADEBAYO, Dola	4-0	89:18	22.3	10-23	.435	1-6	.167	4-5	.800	9	12	21	5.3	7	0	5	2	5	3	25	6.3			
23	REAVES, Joshua	4-4	120:22	30.1	7-27	.259	4-21	.190	2-2	1.000	1	8	9	2.3	2	0	8	2	0	0	20	5.0			
21	JESSAMY, Ronald	4-0	45:05	11.3	7-13	.538	0-0	.000	3-3	1.000	3	3	6	1.5	9	1	1	4	1	2	17	4.3			
5	DREAD, Malcolm	1-0	02:12	2.2	0-0	.000	0-0	.000	0-0	.000	0	2	2	2.0	1	0	0	0	0	0	0	0.0			
10	HAIGH, Patrick	1-0	02:12	2.2	0-1	.000	0-0	.000	0-0	.000	0	0	0	0.0	0	0	1	0	0	0	0	0.0			
24	BARTON, Frantisek	2-0	15:51	7.9	0-0	.000	0-0	.000	0-0	.000	1	0	1	0.5	2	0	0	2	0	0	0	0.0			
Team											6	5	11				2								
Total		4	825		112-227	.493	30-86	.349	38-51	.745	44	97	141	35.3	63	3	61	72	18	30	292	73.0			
Opponents		4	825		95-239	.397	21-69	.304	51-68	.750	49	79	128	32.0	55	0	46	60	9	42	262	65.5			

Team Statistics

	MSM	OPP
Scoring	292	262
Points per game	73.0	65.5
Scoring margin	+7.5	-
Field goals-att	112-227	95-239
Field goal pct	.493	.397
3 point fg-att	30-86	21-69
3-point FG pct	.349	.304
3-pt FG made per game	7.5	5.3
Free throws-att	38-51	51-68
Free throw pct	.745	.750
F-Throws made per game	9.5	12.8
Rebounds	141	128
Rebounds per game	35.3	32.0
Rebounding margin	+3.3	-
Assists	61	46
Assists per game	15.3	11.5
Turnovers	72	60
Turnovers per game	18.0	15.0
Turnover margin	-3.0	-
Assist/turnover ratio	0.8	0.8
Steals	30	42
Steals per game	7.5	10.5
Blocks	18	9
Blocks per game	4.5	2.3
Winning streak	0	-
Home win streak	2	-
Attendance	3170	1523
Home games-Avg/Game	2-1585	2-762
Neutral site-Avg/Game	-	0-0

Team Results

Date	Opponent		Score	Att.
12/01/2023	at Manhattan	Lot	74-75	1097
12/03/2023	Siena	W	80-48	1863
01/05/2024	Canisius	W	74-69	1307
01/07/2024	at Saint Peter's	L	64-70	426

2023-24 BOX SCORES



Official Basketball Box Score - Final
Mount St. Mary's at Maryland
11/02/23 XFINITY Center, College Park
2023-24 Men's Basketball

Game Time: 7:00 PM
Game Duration: 1:59
Attendance: 14,044

Officials: Jeffery Anderson, Mike Pearson, King Whitestone

Mount St. Mary's - 53

Record: 0-1

NO.	Name	Min	FG		3P	FT	Reb		Fouls		TP	AS	TO	ST	Blocks		+/-			
			M	A	M	A	OR	DR	FF	FD					BS	BA				
11	George Tinsley	F 28:03	1-5	0-3	0-0	4	3	7	1	2	2	0	2	0	0	0	-9			
12	Jedy Cordila	F 13:49	2-5	0-0	0-0	2	4	6	5	2	4	0	1	0	0	0	-18			
1	Dakota Leflew	G 33:35	3-14	0-4	2-2	0	2	2	3	1	8	2	4	1	0	0	-9			
23	Joshua Reeves	G 27:39	4-8	2-3	0-0	0	1	1	3	2	10	0	1	0	0	1	-20			
45	Xavier Lipscomb	G 17:57	0-3	0-1	0-0	0	2	2	2	0	0	3	1	2	0	2	-24			
24	Frankistek Barton	12:48	2-4	0-0	0-0	1	1	2	1	0	4	1	1	0	1	0	-4			
2	DeShayne Montgomery	18:33	3-5	0-0	2-2	1	0	1	3	3	8	0	2	2	0	2	-2			
4	Dola Adebayo	18:06	0-1	0-0	1-3	0	2	2	0	3	1	0	0	0	2	0	-3			
13	Dallas Hobbs	22:16	4-11	0-1	1-1	0	1	1	2	2	9	1	1	1	0	1	-9			
21	Ron Jessamy	07:14	2-3	0-0	3-4	4	2	6	1	2	7	0	0	0	0	0	-4			
Team						1			2			3			0					
Totals			21-59			12-12			9-13			21-17			53			7		

Technical Fouls: NONE

Maryland - 68

Record: 1-0

NO.	Name	Min	FG	3P	FT	Rebounds	Fouls	PF	TP	AS	TO	ST	BS	BA	+/-		
10	Julian Reese	F 22:44	8-11	0-0	0-0	2-7	3	5	8	4	7	18	0	4	0	-4	
22	Jordan Geronimo	F 17:12	1-1	0-0	0-1	2	3	5	3	2	2	0	2	0	0	12	
24	Donta Scott	F 35:00	3-8	1-3	2-2	0	0	2	2	1	9	0	0	1	0	22	
1	Jaheim Young	G 33:06	4-11	0-3	4-4	0	5	5	1	4	12	4	4	3	2	0	16
5	DeShawn Harris-Smith	G 27:38	4-6	0-2	4-6	1	3	4	1	4	12	2	2	2	1	0	22
2	Jahari Long	15:13	2-5	1-3	0-0	0	0	0	1	0	5	0	1	2	0	0	3
11	Noah Batchelor	11:17	0-2	0-2	3-3	1	0	1	0	1	3	0	0	0	0	0	0
35	Caelum Swanton-Rodger	10:59	0-0	0-0	2-2	0	4	4	2	2	2	0	1	0	0	0	9
14	Mady Tratore	09:49	0-1	0-1	0-0	0	0	0	0	0	0	0	0	0	1	0	-3
12	Jamie Kaiser, Jr.	14:20	2-4	1-2	0-0	2	0	2	4	0	5	0	1	0	0	1	-6
0	Jahathan Lamothe	02:42	0-0	0-0	0-0	0	0	0	0	0	0	0	0	0	0	0	-4
Team			1			4			5			0			0		
Totals			24-49			13-16			17-25			10-26			36		

Technical Fouls: NONE

	MSM	UMD							
Biggest lead	1 (1 st 18:25) 22 (2 nd 10:14)		Points from Turnovers	MSM	UMD	Period by Period Scoring			
Best Scoring Run	6 (2 nd 5:09) 8 (2 nd 19:11)		Paint	28	40	1st	2nd	TOT	
Lead Changes	2		Second Chance	12	7	MSM	19	34	53
Times Tied	0		Fast Breaks	4	11		UMD	33	35
Time with Lead	00:13	38:58	Bench	29	15				



Official Basketball Box Score - Final
Mount St. Mary's at Georgetown
11/18/23 Capital One Arena, Washington
2023-24 Men's Basketball

Game Time: 12:00 PM
Game Duration: 1:58
Attendance: 4,648

Officials: Clarence Armstrong, Bill Covington Jr., Matt Potter

Mount St. Mary's - 72

Record: 1-2

NO.	Name	Min	FG	3P	FT	Reb	Orb	Drb	Fouls	PF	TD	TP	AS	TO	ST	Blocks	+/-			
11	George Tinsley	F 15:46	1-2	0-0	0-0	0	1	1	0	0	2	1	0	0	0	0	-18			
12	Jedy Cordila	F 14:11	1-3	0-0	0-0	0	0	0	0	3	0	2	0	3	2	0	-11			
1	Dakota Leflew	G 29:23	6-17	0-6	2-5	0	1	1	1	3	14	2	3	2	0	0	-14			
13	Dallas Hobbs	G 31:23	4-13	1-1	1-2	4	6	10	3	2	10	5	3	2	0	2	-8			
23	Joshua Reeves	G 30:29	2-8	1-4	0-0	0	0	0	0	1	5	2	0	0	1	0	-2			
24	Frankisek Barton	09:02	2-3	0-0	0-0	0	1	1	0	1	4	0	0	1	0	0	-2			
2	DeShayne Montgomery	27:12	7-13	1-2	2-2	1	3	4	1	1	17	1	0	2	3	1	0			
4	Dola Adebayo	25:47	5-7	0-1	4-7	2	2	4	3	6	14	1	0	3	2	0	9			
21	Ronald Jessamy	16:47	2-3	0-0	0-0	2	1	3	4	0	4	2	1	1	0	0	2			
Team			2			3			5			0			0					
Totals			30-69			13-15			11-18			19-16			72			14		

Technical Fouls: NONE

Georgetown - 63

Record: 2-2

NO.	Name	Min	FG	3P	FT	Rebounds	Fouls	PF	TP	AS	TO	ST	Blocks	BS	BA		
24	Supreme Cook	F 29:20	7-9	0-0	3-5	3	5	8	2	3	17	0	4	3	0	1	
0	Dontrez Styles	G 37:45	8-15	3-6	7-9	1	7	8	2	5	26	4	0	0	2	1	
1	Rowan Brumbaugh	G 23:35	2-6	0-3	3-4	1	1	2	1	4	7	1	3	1	0	0	
5	Jay Heath	G 30:01	6-13	3-5	2-4	2	6	8	2	2	17	2	3	0	0	1	
10	Jayden Epps	G 35:54	4-8	2-5	0-0	0	5	5	0	1	10	6	6	0	1	1	
20	Drew Fielder	13:09	1-3	0-1	0-0	0	3	3	4	1	2	1	1	0	1	1	
11	Cameron Bacote	15:12	0-0	0-0	0-0	1	1	2	1	0	0	3	2	1	0	0	
31	Wayne Bristol, Jr.	12:02	2-5	0-2	0-0	1	2	3	0	0	4	0	0	2	0	0	
21	Ryan Mutombo	03:02	0-0	0-0	0-0	0	0	0	0	0	0	0	0	0	0	0	
Team			4			2			6			0			1		
Totals			30-59	8-22	15-22	13	32	45	12	16	83	17	20	7	4	5	1

Technical Fouls: NONE

	MSM		GU		Points from		MSM	GU	Period by Period Scoring		
Biggest lead	0 (1 st 20:00)		17 (1 st 7:01)		Turnovers	22	8		1st	2nd	TOT
Best Scoring Run	6 (1 st 12:51)		10 (1 st 7:01)		Paint	48	42	MSM	31	41	72
Lead Changes	0				Second Chance	13	19		GU	43	40
Times Tied	0				Fast Breaks	16	9				
Time with Lead	00:00		39:06		Bench	39	6				



Official Basketball Box Score - Final
Coppin St. at Mount St. Mary's
11/11/23 Reed Arena, Emmitsburg
2023-24 Men's Basketball

Game Time: 4:00 PM
Game Duration: 1:55
Attendance: 2,208

Officials: Adam Flore, Josean Vega, Will Flowers

Coppin St. - 60

Record: 0-3

NO.	Name	Min	FG		3P	FT	Rebounds		Fouls	PF	FD	TP	AS	TO	ST	Blocks		+/-
			M-A	M-A	M-A	M-A	OR	DR	TOT	FF	FD					BS	BA	
4	Khalil Horton	F 11:30	0-1	0-1	1-3	0	0	0	0	2	3	1	0	0	1	0	0	-9
35	Justin Winslow	F 18:57	4-10	1-3	1-2	0	0	0	0	1	1	10	0	2	3	0	0	-14
2	Zahree Harrison	G 17:16	0-2	0-1	1-2	0	1	1	1	2	1	1	1	1	0	0	0	-16

2023-24 BOX SCORES



Official Basketball Box Score - Final
Mount St. Mary's at Loyola Maryland
12/09/23 Reitz Arena, Baltimore, MD
2023-24 Men's Basketball

Game Time: 5:00 PM
Game Duration: 2:02
Attendance: 521

Officials: Greg Meyer, King Whelstone, Jason Stallworth

Mount St. Mary's - 77

Record: 3-6

NO.	Name	Min	FG	3P	FT	Rebounds	Fouls	TP	AS	TO	ST	Blocks	BS	BA	+/-
			M/A	M/A	M/A	OR	DR	TOT	PF	FD					
11	George Tinsley	F 20:07	0-2	0-2	3-4	0	1	1	0	2	3	0	0	1	0
12	Jedy Cordlia	F 13:47	5-7	0-0	0-0	0	0	0	3	0	10	1	1	2	1
1	Dakota Leffew	G 34:48	7-13	3-6	3-4	0	5	5	3	3	20	5	1	3	1
13	Dallas Hobbs	G 31:38	5-7	2-2	8-9	0	2	2	1	9	20	3	2	1	0
23	Joshua Reeves	G 30:58	2-7	2-5	0-0	0	4	4	2	0	6	4	4	1	0
2	De'Shayne Montgomery	20:13	0-5	0-1	1-2	0	1	1	1	2	1	2	4	1	2
4	Dola Adebayo	23:17	3-6	1-1	0-0	1	3	4	0	7	0	0	3	0	0
24	Frantisek Barton	18:00	3-3	0-0	0-0	3	2	5	4	0	6	1	1	0	1
21	Ronald Jessamy	07:12	1-1	0-0	2-4	1	1	2	3	3	4	0	0	0	1
Team			0	2	2	0	0	0	0	0	0	0	0	0	0
Totals			26-51	8-17	17-23	5	21	26	21	19	77	16	13	12	5

Technical Fouls: NONE

Loyola Maryland - 64

Record: 1-9

NO.	Name	Min	FG	3P	FT	Rebounds	Fouls	TP	AS	TO	ST	Blocks	BS	BA
			M/A	M/A	M/A	OR	DR	TOT	PF	FD				
10	Golden Dike	0:40	14-22	2-4	0-0	3	4	7	1	8	7	1	2	1
11	Milos Ilic	F 30:24	3-6	0-2	0-1	1	6	7	1	1	6	1	2	0
12	Deon Perry	G 30:13	3-8	1-3	2-2	0	1	1	2	1	9	2	6	1
15	Tyson Commander	G 18:40	4-6	0-1	0-0	0	1	1	5	2	8	1	1	0
23	David Brown III	G 32:13	1-4	1-3	0-0	1	0	1	0	1	3	1	1	2
0	D'Angelo Stines	24:29	4-11	2-4	2-2	0	2	2	3	1	12	2	2	1
4	Alexs Faure	25:08	3-6	1-1	2-3	2	2	4	1	3	9	1	3	0
3	Jordan Stienke	04:47	0-0	0-0	5-5	0	1	1	0	2	5	0	1	0
14	Garrett Brennan	19:14	2-3	0-1	1-2	1	4	5	3	2	0	0	0	1
Team			1	2	3	0	0	0	0	0	0	0	0	0
Totals			22-48	5-15	15-20	9	23	32	20	21	64	12	22	7

Technical Fouls: Stines 2nd 9:56

	Mount	LOYOLA
Biggest lead	22 (2 nd 10:33)	2 (1 st 16:54)
Best Scoring Run	8 (1 st 1:45)	8 (2 nd 18:21)
Lead Changes	2	0
Times Tied	1	0
Time with Lead	38:04	00:16
Points from Turnovers	Mount	LOYOLA
Paint	28	34
Second Chance	5	7
Fast Breaks	12	6
Bench	18	31
Period by Period Scoring	Mount	LOYOLA
1st	38	39
2nd	39	77
TOT	20	44
TOT	64	64



Official Basketball Box Score - Final
Mount St. Mary's at Saint Francis
12/15/23 Maurice Stokes Athletics Center, Loretto
2023-24 Men's Basketball

Game Time: 7:00 PM
Game Duration: 1:47
Attendance: 502

Officials: Greg Evans, Matt Potter, Joe Salzer

Mount St. Mary's - 72

Record: 4-6

NO.	Name	Min	FG	3P	FT	Rebounds	Fouls	TP	AS	TO	ST	Blocks	BS	BA	+/-		
			M/A	M/A	M/A	OR	DR	TOT	PF	FD							
11	George Tinsley	F 19:47	1-2	0-0	1-2	4	2	6	0	2	3	0	3	1	1	0	3
12	Jedy Cordlia	F 09:51	0-4	0-0	0-0	2	1	3	3	3	0	0	1	1	0	1	-5
1	Dakota Leffew	G 38:57	5-16	1-6	3-4	0	5	5	2	2	14	4	3	3	1	1	8
23	Joshua Reeves	G 26:07	1-4	0-2	1-2	0	1	1	1	1	3	2	3	0	1	0	-4
0	Aaron Talbert	G 26:24	7-9	6-8	0-0	0	1	1	2	0	20	1	2	2	0	0	14
4	Dola Adebayo	23:25	4-8	0-1	0-1	4	6	10	0	1	8	1	0	0	2	0	11
24	Frantisek Barton	20:43	3-4	0-0	0-1	2	3	5	2	1	6	2	3	0	2	1	9
2	De'Shayne Montgomery	27:06	6-10	1-4	1-2	0	4	4	2	2	14	1	3	0	0	0	2
21	Ronald Jessamy	07:40	1-1	0-0	2-5	3	2	5	1	3	4	1	0	0	0	0	-3
Team			1	1	2	0	0	0	0	0	0	0	0	0	0	0	0
Totals			28-58	8-21	8-17	16	26	42	13	15	72	12	18	7	7	3	7

Technical Fouls: NONE

Saint Francis - 65

Record: 4-7

NO.	Name	Min	FG	3P	FT	Rebounds	Fouls	TP	AS	TO	ST	Blocks	BS	BA	+/-		
			M/A	M/A	M/A	OR	DR	TOT	PF	FD							
5	Eli Wilborn	F 19:14	2-4	0-1	2-2	2	3	5	5	1	6	2	2	1	3	0	
32	Aidan Harris	F 15:28	0-1	0-0	0-2	2	1	3	2	1	0	0	3	0	1	3	
0	Cam Gregory	G 38:57	7-15	4-7	2-2	0	2	2	1	2	20	2	4	1	0	-8	
2	Aaron Talbert	G 31:02	5-12	3-7	3-3	0	1	1	3	2	16	1	0	0	2	4	
14	Bobby Rosenberger	G 21:20	1-5	1-2	0-0	1	2	3	0	0	3	2	0	0	0	-1	
21	Gastin Liberto	17:20	0-1	0-0	2-4	2	3	5	1	2	1	1	1	0	0	-14	
3	Miles Webb	23:21	3-7	0-0	0-2	1	1	2	1	6	2	2	0	0	0	-11	
4	Carlos Lopez, Jr.	23:02	3-8	2-4	4-6	0	1	1	1	4	12	1	3	2	0	-1	
1	Chris Moncrief	07:04	0-2	0-1	0-0	1	1	2	0	0	0	0	1	1	0	-8	
1	Braylen Blue	03:12	0-0	0-0	0-0	0	0	0	0	0	0	0	0	0	0	-7	
Team						3	4	7	0	0	0	0	0	0	0	0	
Totals			21-55	10-22	13-21	12	19	31	15	13	65	14	14	9	3	7	-7

Technical Fouls: NONE

	MSM	SFU
Biggest lead	25 (1 st 0:27)	1 (1 st 15:57)
Best Scoring Run	22 (1 st 0:27)	9 (2 nd 15:11)
Lead Changes	4	0
Times Tied	3	5
Time with Lead	34:15	03:23
Points from Turnovers	MSM	SFU
Paint	18	15
Second Chance	36	20
Fast Breaks	16	8
Bench	5	11
Period by Period Scoring	MSM	SFU
1st	40	32
2nd	72	72
TOT	15	50
TOT	65	65



Official Basketball Box Score - Final
Mount St. Mary's at Georgia
12/20/23 Stogden Coliseum, Atlanta
2023-24 Men's Basketball

Game Time: 7:01 PM
Game Duration: 2:02
Attendance: 6,045

Officials: Vladimir Voyard-Tadai, Lucas Stares, Damon George

Mount St. Mary's - 82

Record: 4-7

NO.	Name	Min	FG M/A	3P M/A	FT M/A	Rebounds OR DR TOT	Fouls PF	TP	AS	TO	ST	Blocks BS	BA	+/-	
11	George Tinsley	F 23:28	4-5	0-1	1-1	1 4 5	3	1	9	0	1	0	1	0	4
12	Jedy Cordlia	F 21:19	6-7	0-0	1-2	0 3 3	5	1	13	2	1	0	0	0	2
1	Dakota Leffew	G 37:04	10-18	2-6	4-5	1 2 3	0	1	26	5	3	3	1	1	-20
13	Dallas Hobbs	G 26:26	2-7	0-1	3-4	0 6 7	4	4	7	6	1	0	0	0	1
23	Joshua Reeves	G 24:44	0-2	0-2	0-0	0 2 2	2	2	0	1	3	0	0	0	-13
2	De'Shayne Montgomery	29:51	10-16	1-5	2-2	0 3 3	3	4	23	3	1	3	1	1	-8
4	Dola Adebayo	15:14	0-0	0-0	2-2	0 1 1	1	2	2	0	2	2	0	0	-5
24	Frantisek Barton	14:26	1-1	0-0	0-0	3 1 4	1	0	2	1	3	1	0	0	-13
15	Terrell Ard, Jr.	07:28	0-3	0-0	0-0	0 2 2	1	0	0	0	0	0	0	0	-8
Team			0	0	0	0	0	0	0	0	0	0	0	0	0
Totals			33-59	3-15	13-16	6 24 30	21	14	82	18	16	9	3	2	-12

Technical Fouls: NONE

Georgia - 94

Record: 8-3

NO.	Name	Min	FG	3P	FT	Reb	Orb	Drb	Fouls	TP	AS	TO	ST	Blocks	BS	BA	+/-			
			M/A	M/A	M/A	OR	OR	TOT	PF	FD										
10	RJ Sunahara	F 10:32	1-3	0-0	0-0	1	0	1	0	0	2	0	0	0	0	1	-4			
54	Russel Tchewa	C 18:39	0-1	0-0	2-2	2	2	4	1	1	5	2	1	0	0	2	0			
1	Jabri Abdur-Rahim	G 26:22	5-9	3-5	10-10	1	3	4	1	1	23	0	1	3	0	1	3			
3	Noah Thomasson	G 26:46	8-12	1-2	0-0	0	2	2	0	1	17	0	2	1	0	0	7			
4	Silas Demary Jr.	G 29:11	1-4	0-1	5-6	0	4	4	4	4	7	4	1	3	0	1	18			
0	Blue Cain	19:18	4-7	2-5	0-1	0	1	1	3	1	10	0	2	0	0	0	5			
11	Justin Hill	25:29	2-5	0-2	2-6	0	1	1	1	4	6	8	1	0	0	0	0			
15	RJ Melendez	22:19	5-13	1-4	7-7	2	4	6	2	4	18	4	1	2	1	0	11			
5	Frank Anselme-Ibe	09:19	2-2	0-0	1-1	1	1	2	2	1	5	0	1	0	1	0	6			
23	Jalen DeLoach	12:02	2-2	0-0	0-0	1	3	4	0	0	4	1	1	0	0	0	4			
Team						0			0	0	0	0	0	0	0	0	0			
Totals						30-58	7-19	27-33	8	21	29	14	21	94	17	12	11	2	3	12

Technical Fouls: NONE

	MSM	UGA					
Biggest lead	9 (1 st 11:48)	15 (2 nd 16:37)	Points from Turnovers	MSM	UGA	Period by Period Scoring	
Best Scoring Run	9 (1 st 11:48)	9 (1 st 9:40)	Paint	18	20	1st	2nd
Lead Changes	5	1	Second Chance	1	6	TOT	
Times Tied	4	22	Fast Breaks	15	22	MSM	34
Time with Lead	09:42	27:51	Bench	27	43	UGA	48
							82

2023-24 BOX SCORES



Official Basketball Box Score - Final
Mount St. Mary's at Delaware St.
12/20/23 Memorial Hall, Dover
2023-24 Men's Basketball

Game Time: 12:00 PM
Game Duration: 1:47
Attendance: 550

Officials: Antoine Dawkins, Cuerti McDaniel, Kevin Agee

Mount St. Mary's - 73

Record: 5-8

NO.	Name	Min	FG	3P	FT	Rebounds	Fouls	TP	AS	TO	ST	Blocks	BS	BA	+/-
			M-A	M-A	M-A	OR DR TOT	PF FD								
11	George Tinsley	F 17:49	2-3	0-0	0-0	1 0 1	3 0 4	0	0	0	0	0	0	0	-2
12	Jedy Cordilla	F 29:32	2-7	0-3	3-3	0 8 8	2 2 7	0	2	0	0	0	0	0	6
1	Dakota Leflew	G 33:43	8-17	5-8	0-0	1 5 6	3 1 21	3	0	1	0	0	0	0	-11
13	Dallas Hobbs	G 30:27	7-14	2-6	0-3	2 4 6	1 6 16	5	3	3	0	1	5		
23	Joshua Reeves	G 19:52	1-5	1-5	0-0	0 2 2	1 1 3	1	1	0	0	0	0	0	-12
2	De'Shayne Montgomery	25:49	5-8	2-2	1-2	0 0 0	4 1 13	0	1	0	0	0	0	0	
4	Dola Adebayo	25:20	3-5	0-2	3-5	4 2 6	1 3 9	0	0	0	0	2	0	12	
24	Frantisek Barton	07:39	0-1	0-0	0-0	1 1 2	0 0 0	0	1	0	0	0	0	-7	
15	Terrell Ard, Jr.	06:28	0-1	0-0	0-0	0 1 1	0 0 0	0	0	0	0	0	0	-10	
21	Ronald Jessamy	03:21	0-1	0-0	0-0	0 1 1	0 0 0	0	1	0	0	0	0	-1	
Team						0 0 0		0		5					
Totals			28-62	10-26	7-13	9 24 33	16 14 73	9	14	4	2	1	4		

Technical Fouls:Montgomery 1st4,11

Delaware St. - 77

Record: 7-9

NO.	Name	Min	FG	3P	FT	Rebounds	Fouls	TP	AS	TO	ST	Blocks	BS	BA	+/-
			M-A	M-A	M-A	OR DR TOT	PF FD								
1	Alston Andrews	F 32:23	4-5	0-0	0-1	0 2 2	2 1 8	0	1	0	1	0	1	0	7
24	Raymond Somerville	C 15:32	2-7	0-0	0-0	0 1 1	0 0 4	1	1	0	0	1	0	0	
0	Deywik Tavarez	G 33:44	5-12	2-5	0-0	1 7 8	2 1 12	3	1	0	0	0	0	8	
3	Martez Robinson	G 39:10	6-14	2-4	6-6	1 4 5	3 3 20	2	0	2	0	0	0	7	
5	Jevin Muniz	G 32:29	3-9	0-1	12-13	1 6 7	3 8 18	5	2	3	0	1	6		
15	Wesley Oba	24:49	4-7	0-2	0-0	2 3 5	0 1 8	0	0	0	0	0	0	13	
4	Kyle Johnson	02:59	0-0	0-0	0-0	0 0 0	1 0 0	0	1	1	0	0	0	4	
11	Khyris Staten	02:45	1-2	0-0	0-0	0 1 1	1 0 2	0	1	0	0	0	0	-7	
10	Cameron Stitt	06:23	1-2	0-0	1-1	1 0 1	0 1 3	0	0	0	0	0	0	-12	
23	Brandon Stone	04:49	1-3	0-1	0-0	0 1 1	1 0 2	0	1	0	0	0	0	-6	
22	Dean Shepherd	04:57	0-0	0-0	0-0	0 0 0	1 0 0	0	0	0	0	0	0	0	
Team						0 0 0		0		2					
Totals			27-61	4-13	19-21	6 25 31	14 15 77	12	10	5	1	2	4		

Technical Fouls:NONE

	MOU	DEL			
Biggest lead	10 (1 st 1:38)	7 (2 nd 4:04)	Points from Turnovers	11	16
Best Scoring Run	7 (1 st 1:38)	7 (2 nd 8:47)	Paint	30	40
Lead Changes	6		Second Chance	10	9
Times Tied	9		Fast Breaks	16	25
Time with Lead	18:14	16:30	Bench	22	15

Shooting By Period		
1 st FG%	14-31	45.2%
3PT%	2-7	28.6%
2 nd FG%	13-30	43.3%
3PT%	2-6	33.3%
FT%	16-17	94.1%
GM FG%	27-61	44.3%
3PT%	4-13	30.8%
FT%	19-21	90.5%

Dead Ball Rebounds: 2, 1



Official Basketball Box Score - Final
Canisius at Mount St. Mary's
6/20/24 Kiss Arena, Elmira
2023-24 Men's Basketball

Game Time: 7:00 PM
Game Duration: 1:54
Attendance: 1,307

Officials: Evon Burroughs, Ed Corliss, Adam Vandenburgh

Canisius - 69

Record: 6-7 (1-2)

NO.	Name	Min	FG	3P	FT	Rebounds	Fouls	TP	AS	TO	ST	Blocks	BS	BA	+/-
			M-A	M-A	M-A	OR DR TOT	PF FD								
4	Youn Fritz	F 12:11	2-3	0-0	1-1	3 1 4	4 1 5	0	2	1	0	0	0	-1	
23	Frank Mitchell	F 36:03	5-11	0-1	3-6	7 4 11	1 5 13	1	3	1	1	1	1	-10	
0	Tre Dinkins	G 34:04	6-18	2-10	4-5	0 3 3	1 3 18	3	3	1	0	0	-4		
5	Siem Uijendaal	G 36:38	6-13	0-3	0-0	0 2 2	2 3 12	2	1	3	0	0	-4		
21	TJ Gadsden	G 29:33	3-8	3-5	2-2	0 6 6	3 1 11	0	0	0	1	0	10		
12	Bryce Okpoh	26:42	2-8	0-1	0-0	6 5 11	1 0 4	2	1	0	0	0	12		
2	TJ Porter	05:04	0-1	0-1	1-2	0 0 0	0 0 1	1	0	0	0	0	-11		
3	Cam Palesse	15:48	2-4	1-1	0-0	0 0 0	1 0 5	0	2	2	0	0	-14		
1	Devean Williams	03:57	0-2	0-1	0-0	1 0 1	1 0 0	0	0	0	0	0	-3		
Team						2 0 2		0		0					
Totals			26-68	6-23	11-16	19 21 40	14 14 89	8	12	8	2	1	5		

Technical Fouls:NONE

Mount St. Mary's - 74

Record: 5-6 (2-1)

NO.	Name	Min	FG	3P	FT	Rebounds	Fouls	TP	AS	TO	ST	Blocks	BS	BA	+/-
			M-A	M-A	M-A	OR DR TOT	PF FD								
11	George Tinsley	F 29:17	7-10	4-5	0-1	5 2 7	1 3 18	1	1	0	0	0	6		
12	Jedy Cordilla	F 23:47	3-3	0-0	0-0	1 4 5	4 1 6	2	4	0	0	0	3		
1	Dakota Leflew	G 35:13	4-12	2-6	2-2	1 6 7	1 2 12	3	4	0	0	1	-5		
2	De'Shayne Montgomery	G 34:42	4-8	0-2	0-0	1 1 2	1 1 8	4	4	2	0	1	2		
23	Joshua Reeves	G 24:16	1-7	1-7	2-2	0 4 4	1 1 5	1	0	0	0	0	10		
4	Dola Adebayo	10:43	4-5	0-1	0-1	1 2 3	0 2 8	0	0	0	0	0	-1		
13	Dallas Hobbs	24:54	4-9	1-4	2-2	1 0 1	1 3 11	5	1	2	0	0	8		
21	Ronald Jessamy	17:08	3-5	0-0	0-0	0 2 2	5 1 6	1	1	1	1	0	2		
Team						0 2 2		0		1					
Totals			30-59	8-25	6-8	10 23 33	14 14 74	17	16	5	1	2	5		

Technical Fouls:NONE

	CAN	MOUNT	Points from Turnovers	CAN	MOUNT	Period by Period Scoring
Biggest lead	4 (1 st 15:34)	11 (1 st 6:42)	14	13		
Best Scoring Run	7 (1 st 15:34)	13 (1 st 9:11)	28	44		
Lead Changes	5		14	10	CAN	34 35 69
Times Tied	4		11	8		
Time with Lead	05:17	32:10	Bench	10 25	MOUNT	37 37 74

