

MOUNT ST. MARY'S MOUNTAINEERS

2023-24 Game Notes ♦ Iona ♦ Game 28 ♦ Knott Arena ♦ Emmitsburg, Md.



MOUNT ST. MARY'S		IONA	
Overall	MAAC	Overall	MAAC
11-16	7-9	Record 13-13	8-7
7-4	5-3	Home 8-4	5-3
4-12	2-6	Away 4-6	3-4
0-0	0-0	Neutral 1-3	0-0
251	-	KenPom 184	

2023-24 Schedule/Results

Day	Date	Opponent (TV/Stream)	Time/Result
Sat.	Oct. 28	BUCKNELL (Exhibition)	W, 72-67 (2ot)
Tue.	Nov. 7	at Maryland (Big10+)	L, 53-68
Sat.	Nov. 11	COPPIN STATE (ESPN+)	W, 74-60
Sat.	Nov. 18	at Georgetown % (Fox5+)	L, 72-83
Wed.	Nov. 22	at American % (ESPN+)	L, 65-68
Sat.	Nov. 25	HOWARD (ESPN+)	L, 83-87 (2ot)
Fri.	Dec. 1	at Manhattan* (ESPN+)	L, 74-75 (ot)
Sun.	Dec. 3	SIENA* (ESPN+)	W, 80-48
Tue.	Dec. 5	at Mississippi (SEC+)	L, 68-77
Sat.	Dec. 9	at Loyola (ESPN+)	W, 77-64
Fri.	Dec. 15	at Saint Francis U (NEC Front Row)	W, 72-65
Wed.	Dec. 20	at Georgia (SEC+)	L, 82-94
Sat.	Dec. 23	LIU (ESPN+)	W, 87-59
Sat.	Dec. 30	at Delaware State	L, 73-77
Fri.	Jan. 5	CANISIUS* (ESPN+)	W, 74-69
Sun.	Jan. 7	at Saint Peter's* (ESPN+)	L, 64-70
Sun.	Jan. 14	at Iona* (ESPN+)	L, 70-87
Fri.	Jan. 19	MARIST* (ESPN+)	W, 65-48
Sun.	Jan. 21	NIAGARA* (ESPN+)	L, 71-82
Thu.	Jan. 25	at Quinnipiac* (ESPN+)	L, 65-79
Sat.	Jan. 27	RIDER* (ESPN+)	L, 62-66
Fri.	Feb. 2	at Marist* (ESPN+)	W, 76-58
Sun.	Feb. 4	at Siena* (ESPN+)	W, 68-61
Thu.	Feb. 8	MANHATTAN* (ESPN+)	W, 82-78
Sat.	Feb. 10	QUINNIPAC* (ESPN+)	W, 96-79
Fri.	Feb. 16	at Rider* (ESPN+)	L, 57-61
Sun.	Feb. 18	at Fairfield* (ESPN+)	L, 80-94
Fri.	Feb. 23	SAINT PETER'S* (ESPN+)	L, 65-70
Sun.	Feb. 25	IONA* (ESPN+)	2:00 p.m.
Fri.	Mar. 1	at Canisius* (ESPN+)	7:00 p.m.
Sun.	Mar. 3	at Niagara* (ESPN+)	2:00 p.m.
Sat.	Mar. 9	FAIRFIELD* (ESPN+)	4:00 p.m.
Mar. 12-16	MAAC Tournament (Atlantic City, N.J.)		

HOME GAMES IN BOLD CAPS | All Times Eastern unless noted

* - Metro Atlantic Athletic Conference Game

! - Metro Atlantic Athletic Conference Tournament (Atlantic City, N.J.)

% - Georgetown MTE

@MountHoops

MOUNT STORYLINES

► Mount St. Mary's turned in a gritty effort, but fell short in a 70-65 loss to Saint Peter's on Friday night at Knott Arena. De'Shayne Montgomery led the Mount with 21 points, six rebounds and four assists while Joshua Reaves added 14 in the game. The Mountaineers were playing without leading scorer Dakota Leffew and freshman guard Dallas Hobbs, who each missed the game with lower body injuries. Jedy Cordilia tied the score at 59-59 with just under two minutes left, but the Peacocks scored the next five en route to the win.

► Iona holds a 6-1 lead in the all-time series with the Mountaineers. The Gaels posted an 87-70 win over the Mount on January 14. The Gaels have won the past six matchups, including all four since the Mount joined the MAAC last season.

► Mount St. Mary's is shooting 53.1 percent from two-point range this season, 73rd in all of NCAA Division I according to KenPom. In addition, 56.7 percent of the Mount's scoring this year is on two-point baskets, the top mark in the MAAC and 31st in the nation.






► Mount St. Mary's closes out its road schedule with a trip to Western New York next weekend. The Mount plays Canisius on Friday, March 1, and at Niagara on Sunday, March 3.

INSIDE THE NUMBERS

► De'Shayne Montgomery, the reigning MAAC Rookie of the Week, led the Mount with 21 points, six rebounds and four assists in the 70-65 loss to Saint Peter's. Montgomery has scored 20 or more points in each of the past two games, averaging 23.0 points, 4.0 rebounds and 4.0 assists over that span. He has five 20-point games this season, the most by a Mount freshman since Vado Morse had seven during the 2018-19 season.

► Joshua Reaves scored 14 points in the Mount's loss to Saint Peter's on Friday night. The senior guard has been on a hot streak, averaging 15.6 points over the past five games. He is shooting 50.0 percent (17-of-34) from three-point range over that span. He scored a career-high 24 points in the Mount's 96-79 win over Quinnipiac on February 10.

MOUNT ST. MARY'S PROJECTED GAME STARTERS

	2 DE'SHAYNE MONTGOMERY Guard Fr. 6-4 190 Fort Lauderdale, Fla. Hargrave Military Acad. (Va.)	Points 11.7	Rebounds 3.4	Assists 1.6	Minutes 26.3
Last Game: Had 21 points, six rebounds and four assists in the Mount's 70-65 loss to Saint Peter's		Note: Averaging 23.0 points, 4.0 rebounds and 4.0 assists over the past two games.			
	4 DOLA ADEBAYO Forward R-So. 6-8 190 Ocala, Fla. Canterbury School	Points 7.0	Rebounds 4.7	Blocks 0.9	Minutes 21.0
Last Game: Had eight points and four boards in the Mount's loss to Saint Peter's.		Note: Shooting 53.7 percent from the field this season.			
	11 GEORGE TINSLEY Forward Gr. 6-6 210 Clarks Summit, Pa. Abington Heights	Points 5.1	Rebounds 4.3	Assists 1.2	Minutes 23.9
Last Game: Had four rebounds in the Mount's loss to Saint Peter's.		Note: Needs 23 points to reach 1,000 points for his collegiate career.			
	12 JEDY CORDILIA Forward Jr. 6-9 210 Tilburg, Netherlands West Nottingham Acad. (Md.)	Points 7.0	Rebounds 4.6	Blocks 0.5	Minutes 20.3
Last Game: Chipped in six points and four boards vs. Saint Peter's.		Note: Has scored in double figures seven times this season.			
	23 JOSHUA REAVES Guard Sr. 6-4 205 Hamden, Conn. South Kent School	Points 8.6	Rebounds 2.0	Assists 1.2	Minutes 28.7
Last Game: Tallied 14 points in the Mount's loss to Saint Peter's.		Note: Averaging 15.6 points while shooting 17-of-34 (.500) from three-point range over the past five games.			

GAMEDAY INFO

Game No.	28
Date	Sunday, February 25, 2024
Tip Time	2:00 p.m.
Location	Emmitsburg, Md.
Arena (Capacity)	Knott Arena (3,121)
Watch	ESPN+
Listen	WFMD - 930 AM

SERIES INFO

Series	Iona leads, 6-1
Last Mount Win	Mount 53, Iona 38 (12/18/1947)
Last Iona Win	Iona 87, Mount 70 (1/14/2024)
at Mount	0-1
at Iona	1-4
at Neutral Site	0-1

BY THE NUMBERS

Category	Mount	Iona
Record	11-16	13-13
Streak	1-3	1-2
Scoring Offense	72.4	73.2
Scoring Defense	71.4	71.3
Scoring Margin	+1.0	+1.9
Field Goal Pct.	.466	.435
Field Goal Pct. Defense	.429	.458
3-Point Pct.	.399	.354
3-Point Pct. Defense	.352	.346
Free Throw Pct.	.723	.652
Rebound Margin	+2.6	-3.0
Assists per Game	13.1	14.6
Turnovers per Game	14.6	10.7
Turnover Margin	-1.7	+5.2
Steals per Game	7.3	9.6
Blocks per Game	4.1	3.1

NCAA TOURNAMENT 1995, 1999, 2008, 2014, 2017, 2021

2023-24 MOUNT BASKETBALL ROSTER

No.	Name	Pos.	Ht./Wt.	Cl.	Hometown/High School (Previous School)
1	Dakota Leffew	G	6-5/185	Sr.	Hampton, Ga./Jonesboro
2	De'Shayne Montgomery	G	6-4/190	Fr.	Ft. Lauderdale, Fla./Hargrave Military Acad. (Va.)
3	Jonathan Ogunfuye	F	6-7/190	Fr.	Houston, Texas/Spire Academy
4	Dola Adebayo	F	6-8/190	So.-R	Ocala, Fla./Canterbury School
5	Malcolm Dread	G	6-4/210	So.	Detroit, Mich./Gonzaga (D.C.)
10	Patrick Haigh	G	6-4/190	Fr.	Altoona, Pa./Bishop Guilfoyle
11	George Tinsley	F	6-6/210	Gr.	Clarks Summit, Pa./Abington Heights
12	Jedy Cordilia	F	6-9/210	Jr.	Tilburg, Netherlands/West Nottingham Acad. (Md.)
13	Dallas Hobbs	G	6-1/160	Fr.	Dallas, Texas/Dynamic Prep
15	Terrell Ard, Jr.	F	6-7/220	Jr.	Marietta, Ga./Putnam Science Academy
21	Ronald Jessamy	F	6-8/210	Fr.	Philadelphia, Pa./Palmetto Ridge (Fla.)
23	Joshua Reaves	G	6-4/205	Sr.	Hamden, Conn./South Kent School
24	František Bartoň	F	6-7/210	Sr.	Brno, Czech Republic/Get Better Academy [Prague]
25	Joshua Olaosebikan	G	6-1/185	Jr.	Waldorf, Md./Northpoint
45	Xavier Lipscomb	G	6-2/195	Sr.	Washington, D.C./St. Stephen's & St. Agnes School

COACHING STAFF

Head Coach: Dan Engelstad (St. Mary's '07, 6th Season)

Associate Head Coach: Will Holland (Mount St. Mary's '10, 8th Season)

Assistant Coach: Justin Burrell (Holy Cross '15, 3rd Season)

Assistant Coach: Jeremy Freeman (Cornell '15, 3rd Season)

Dir. of Basketball Ops: Evan Fisher (Siena '19), 1st Season

Graduate Assistant: Andrew Winton (Gettysburg '23, 1st Season)

Strength & Conditioning Coach: Travis Scott (2nd Season)

Athletic Trainer: Meghan Weakes (1st Season)

PRONUNCIATION GUIDE

Dola Adebayo	Dole-ah Add-ah-bye-oh
František Bartoň	Fran-ta-sheck Bar-tone
Jedy Cordilia	JD Cor-deal-ee-uh
Dan Engelstad	Eng-guhl-stadd
Patrick Haigh	HAY
Dakota Leffew	Luh-few
Jonathan Ogunfuye	O-gun-Fway-e
Joshua Olaosebikan	Oh-la-sa-bee-can
Ronald Jessamy	Jess-a-me

2023-24 RADIO/TV CHART



1 DAKOTA LEFFEW
G, 6-2, 185, Senior
Hampton, Ga.



2 DE'SHAYNE MONTGOMERY
G, 6-4, 190, Freshman
Ft. Lauderdale, Fla.




3 JONATHAN OGUNFUYE
F, 6-7, 190, Freshman
Houston, Texas



4 DOLA ADEBAYO
F, 6-8, 190, Redshirt Sophomore
Ocala, Fla.



5 MALCOLM DREAD
G, Sophomore
Ocala, Fla.



10 PATRICK HAIGH
G, 6-4, 190, Freshman
Altoona, Pa.



11 GEORGE TINSLEY
F, 6-6, 210, Graduate Student
Clarks Summit, Pa.



12 JEDY CORDILIA
F, 6-9, 210, Junior
Tilburg, Netherlands



13 DALLAS HOBBS
G, 6-1, 160, Freshman
Dallas, Texas



15 TERRELL ARD, JR.
F, 6-7, 220, Junior
Marietta, Ga.




21 RONALD JESSAMY
F, 6-8, 210, Freshman
Philadelphia, Pa.



23 JOSHUA REAVES
G, 6-4, 205, Senior
Hamden, Conn.



24 FRANTIŠEK BARTOŇ
F, 6-7, 210, Senior
Brno, Czech Republic



25 JOSHUA OLAOSEBIKAN
G, 6-1, 185, Junior
Waldorf, Md.



45 XAVIER LIPSCOMB
G, 6-2, 195, Senior
Washington, D.C.



MOUNT ST. MARY'S ATHLETIC COMMUNICATIONS

Mark Vandergrift, Assistant AD for Communications/Men's Basketball Contact
Email: vandergrift@msmary.edu O: 301.447.5384 C: 717.357.3326

16300 Old Emmitsburg Rd.
Emmitsburg, MD 21727

UNIVERSITY INFORMATION

Mount St. Mary's University
Emmitsburg, Md.

Founded1808
Enrollment.....2,166
Nickname.....Mountaineers, The Mount
School ColorsBlue and White
AffiliationNCAA Division I
ConferenceNortheast
PresidentDr. Timothy Trainor
Director of Athletics.....Brad Davis
Athletic Dept. Phone.....301-447-5296
Ticket Office Phone.....301-447-5700
Website.....www.mountathletics.com

HEAD COACH - DAN ENGELSTAD

Seasons.....10th Season Overall/6th Season at MSM
Overall Record.....174-140
Record at MSM70-106
Conference Regular Season Record.....46-56
MAAC Regular Season Record15-21
Conference Tournament Record.....4-3

KNOTT ARENA

OpenedNov. 28, 1987
Season.....32nd
Capacity.....3,121
Record at Knott Arena.....279-185 (.601)
Engelstad's Record at Knott Arena.....38-36 (.513)

ALL-TIME RECORD

- ▶ 115th season of basketball
- ▶ Years: 1908 to present
- ▶ Overall Record: 1586-1205 (.568)
- ▶ MAAC Regular Season Record: 15-21 (.417)
- ▶ NCAA Division I Tournament Record: 2-6
- ▶ Conference Tournament Record: 31-20

CONFERENCE REGULAR SEASON TITLES

NEC: 1996, 2017

CONFERENCE TOURNAMENT TITLES

NEC: 1995, 1999, 2008, 2014, 2017, 2021

NCAA TOURNAMENT HISTORY

Division I

Appearances (6): 1995, 1999, 2008, 2014, 2017, 2021

Division II

Appearances (14): 1957, 1961, 1962, 1963, 1967, 1969, 1970,

1979, 1980, 1981, 1982, 1985, 1986, 1987

Final Four (5): 1957, 1961, 1962, 1981, 1985

National Championship (1): 1962

NIT TOURNAMENT HISTORY

Appearances (1): 1996

▶ MOUNT ST. MARY'S UPDATE

◆ Mount St. Mary's turned in a gritty effort, but fell to Saint Peter's, 70-65, at Knott Arena on Friday night. De'Shayne Montgomery led the Mount with 21 points, six rebounds and four assists while Joshua Reaves added 14 points.

◆ The Mount jumped out to a 20-13 lead before Saint Peter's went on an 11-0 run, holding the Mountaineers scoreless for nearly six minutes, to take a 24-20 lead. Trailing 27-22, the Mount closed the half on a 9-to-2 run to tie the score at 29-29 at the half.

◆ Mount St. Mary's used a 6-0 run to take a 57-51 advantage with five minutes left, but the Peacocks rattled off the next eight points to grab a 59-57 lead. Jedy Cordilia hit a foul line jumper to tie the score, but Saint Peter's answered with a Latrell Reid jumper to regain the lead. After a Mount turnover, Corey Washington drained a contested three-pointer with 47.2 seconds left to make it a five-point game. The Peacocks were able to hold on for the win from there.

◆ The Mount was playing shorthanded against the Peacocks as leading scorer Dakota Leffew and freshman guard Dallas Hobbs each missed the contest with a lower body injury. Both are considered day-to-day with their injuries.

◆ Dakota Leffew leads the Mount in scoring (17.4), assists (3.8) and three-point field goals made (6.0). De'Shayne Montgomery is averaging 11.7 points while leading the team in steals (1.8). Dola Adebayo leads in blocks (2.4) and rebounding (4.7).

▶ ABOUT IONA

◆ Iona was edged at Rider, 78-75, on Friday night. The Broncs jumped out to a 38-24 lead and led by 12 at the half. The Gaels rallied with a 17-to-2 run in the second half to take a 46-43 lead, but Rider countered with the next 12 points to regain the advantage. Iona cut the deficit to 76-75 after a Idan Tretout three-pointer, but Rider countered with a pair of free throws. Iona had a last chance to tie the score, but a game-tying three at the buzzer was off the mark.

◆ Idan Tretout posted 20 points and Wheza Panzo had 15 and rookie Jeremiah Quigley had 13 in the loss to Rider. The Gaels were playing without leading scorer Greg Gordon, who has left the team for personal reasons.

◆ Gordon was leading Iona in scoring (16.0) and rebounding (7.3) before leaving the team this week. Idan Tretout is averaging 14.0 points per game while Quigley is at 10.0 per contest. Joel Brown has dished out a team-high 9.4 assists. Iona averages 73.2 points on the year while holding a +5.2 turnover margin.

▶ TALKING OFFENSE

◆ Mount St. Mary's has reached 80 or more points in three

of the past five games, and is averaging 76.0 points over that span. The Mountaineers have now scored 80 or more in a game seven times this season, the most since the 2017-18 team reached the 80-point plateau nine times.

◆ The Mount scored 96 points in the win over Quinnipiac on Feb. 10, the most by a Mount team since a 98-59 home win over Sacred Heart on January 21, 2022.

◆ For the season, Mount St. Mary's is averaging 72.4 points per game while shooting 46.6 percent from the field. The last time the Mount has averaged 72 points or more was when the 2017-18 squad averaged 72.8. The Mount's 46.6 field goal percentage is the team's highest since the 1989-90 team shot 47.7 percent from the floor.

◆ Mount St. Mary's had a string of consecutive games with 70 or more points stopped at six in the 70-64 loss to Saint Peter's on January 9. The team has scored 70 or more in 17 of 26 games this year, going 9-8 in those games. The Mountaineers are 2-7 this year when failing to reach 70.

◆ The Mountaineers have scored 80 or more points in consecutive games twice this season. The last time the Mount scored 80 or more in back-to-back games prior to this season was in wins over LIU (86-80) and St. Francis Brooklyn (86-72) in January of 2018.

▶ MOVING UP THE CHARTS

◆ Senior guard Dakota Leffew became the 50th player in Mount history to reach 1,000 career points with a jumper with 5:13 left in the first half of the Mount's 68-61 win at Siena on February 4th.

◆ Leffew has moved up to 38th on the Mount's scoring list with 1,061 career markers. He trails Mike Pearson (1975-79) by one point for 37th on the list, and he needs 39 points to become the 35th player in Mount history to reach 1,100 career points.

◆ George Tinsley is also closing in on 1,000 career points for his collegiate career. He has tallied 977 points in 133 career games played. Tinsley scored 606 points in three seasons at Binghamton while he has tallied 371 points in 59 games as a Mountaineer.

Mount Career Scoring List

Rank	Points	Name	Years
33.	1121	Shawn Atupem	2007-11
34.	1115	Bill Williams	1954-58
35.	1092	Dave Maloney	1960-63
36.	1076	Bob Sutor	1965-70
37.	1062	Mike Pearson	1975-79
38.	1061	Dakota Leffew	2020-pres.
39.	1060	Mychal Kearsse	2004-07

▶ LEFFEW'S CAREER NIGHT

◆ Dakota Leffew poured in a career high 34 points while adding eight rebounds and six assists in the Mount's 76-58 win at Marist. He went 12-of-17 from the field and 7-of-11 from three-point range in the victory.

THE ALL-TIME SERIES vs. IONA

► Iona defeated the Mount, 87-70, on January 14 in New Rochelle, N.Y., and now holds a 6-1 lead in the all-time series. The Gaels have won the past six matchups, and are 4-0 against the Mountaineers since the Mount joined the MAAC last season.

► The first three meetings between the Mount and Iona were played at Iona's O'Connell Gymnasium. The Mount's lone win was a 53-38 decision in the first-ever meeting on Dec. 18, 1947. The teams met three consecutive seasons from 1947-50.

SERIES QUICK FACTS

Overall	Iona leads, 6-1
at Iona.....	1-4
at Mount.....	0-1
at Neutral Site.....	0-1
First Meeting.....	Mount 53, Iona 38 (Dec. 18, 1947)
Engelstad vs. Iona	0-4

Most Mount Points.....	70 (1/14/2024)
Most Iona Points.....	87 (1/14/2024)
Fewest Mount Points.....	43 (12/17/1949)
Fewest Iona Points.....	38 (12/18/1947)
Current Streak.....	L6
Longest Mount Streak.....	W1
Longest Iona Streak.....	W6
In Overtime.....	0-0

GAME BY GAME

DATE	SITE	W/L	SCORE
12-18-1947	A	W	53-48
12-16-1948	A	L	46-82
12-17-1949	A	L	43-59
2-3-2023	A	L	51-81
2-24-2023	H	L	68-80
3-8-2023	N	L	54-74
1-14-2024	A	L	70-87

Iona leads, 6-1

Home: 0-1 * Away: 1-4 * Neutral: 0-1

◆ His 34-point effort is the Mount's first 30-point game since Damian Chong Qui scored 30 in a 65-64 loss at Central Connecticut on January 22, 2021.

◆ He is just the ninth player and first since 2022 in NCAA Division I (per Sports Reference) to post those numbers in a game. The list includes Trae Young and Buddy Hield among others.

HOME/ROAD SPLITS

◆ Mount St. Mary's has recorded a 7-3 record at Knott Arena this year while posting a 4-12 mark on the road.

◆ Statistically, the Mount is averaging 77.4 points per game at home while holding the opposition to 67.6. The Mount is shooting 49.9 percent at home overall and 37.6 percent from three-point range. On the road, the Mount is averaging 69.8 points while allowing 73.8 per game.

Mount Home/Road Splits

	MOUNT			OPPONENTS		
	PPG	FG%	3FG%	PPG	FG%	3FG%
HOME	77.4	49.9	37.6	67.6	40.3	30.1
AWAY	69.8	44.8	31.6	73.8	44.6	38.2

CHECKING THE MAAC STATS

◆ Mount St. Mary's has posted a 7-8 record in MAAC play so far this season.

◆ Statistically, the Mount is averaging 72.3 points in league games while allowing 70.3 per contest. The Mount is sixth in the MAAC in offensive efficiency (104.0) and fifth in defensive efficiency (101.3) in conference matchups. The Mountaineers are shooting 47.3 percent from the field and 35.9 percent from three-point range in league games.

◆ Individually, Dakota Leffew leads the team in scoring at 17.8 points while adding 4.9 rebounds and 3.7 assists per contest. He is shooting 47.4 percent from the field, 38.4 percent from three-point range and 78.4 percent at the foul line against MAAC competition. De'Shayne Montgomery is averaging 10.7 points in league play while Dola Adebayo is collecting a team-high 5.1 rebounds in MAAC games.

FREE THROW DEFENSE

◆ Opponents have enjoyed success at the free throw line against the Mountaineers this season. The Mount has been outscored by 80 points this year (369-to-289) over the 25 games this season.

◆ In the advanced KenPom metrics, 20.9 percent of the Mount's opponents points have come at the foul line (81st in NCAA). The Mount's opponents are shooting 76.2 percent at the foul line this year, the ninth-best FT percentage by opponents in the NCAA.

20-POINT SCORERS

◆ Dakota Leffew has recorded 12 games with 20 or more

points this season, giving him 17 for his career, the 10th most in the Mount's NCAA Division I era (since 1988-89). Riley Inge is ninth with 18 career 20-point efforts.

◆ Joshua Reaves (24) and Leffew (20) each hit the 20-point plateau in the Mount's win over Quinnipiac, the fourth time this season the Mount has had two 20-point scorers in the same game. That is the most games with a pair of 20-point scorers by the Mountaineers since the 2013-14 season when Rashad Whack and Julian Norfleet each scored 20 in the same game on four occasions.

◆ The Mount has had four different players reach 20 points this year. Leffew leads with 12 games of 20 or more, De'Shayne Montgomery has three with Reaves and Dallas Hobbs each having two.

Career 20-Point Game Leaders at the Mount NCAA Division I Era (since 1988-89)

Name	Years	20-Point Games
Chris McGuthrie	1992-96	50
Junior Robinson	2014-18	34
Kevin Booth	1988-93	33
Gregory Harris	1996-00	28
Landy Thompson	2002-06	28
Jeremy Goode	2006-10	21
Rashad Whack	2012-14	19
Julian Norfleet	2010-14	19
Riley Inge	1993-96	18
Dakota Leffew	2020-pres.	17

MAAC WEEKLY HONORS

◆ Freshman De'Shayne Montgomery was named the MAAC Rookie of the Week for the third time this season on Monday. Montgomery averaged 18.0 points, 3.0 rebounds and 2.0 assists in the Mount's losses at Rider and Fairfield. He is the first Mountaineer to earn three Rookie of the Week awards since Vado Morse has six and Malik Jefferson three for the Mount during the 2019-20 season when the team was in the Northeast Conference.

◆ Senior guard Dakota Leffew was named the Hercules Tires Metro Atlantic Athletic Conference Player of the Week on Feb. 12. Leffew averaged 20.0 points, 6.5 rebounds, 5.0 assists and 2.5 steals in leading the Mountaineers to wins over Manhattan and Quinnipiac. Leffew has won the weekly honor twice this year.

◆ Freshman De'Shayne Montgomery was named the MAAC Rookie of the Week on December 18 after his 14-point effort in the 72-65 win at Saint Francis U.

◆ The Mount swept the Metro Atlantic Athletic Conference weekly honors on December 4. Dakota Leffew was named the league's Player of the Week while De'Shayne Montgomery was the Rookie of the Week.

◆ Leffew averaged 22.0 points, 5.5 assists, 4.0 rebounds and

2.5 steals for the Mount in the team's first two MAAC games. He scored 20 or more points in each game. Montgomery was sensational for the Mount that week, averaging 21.0 points, 5.0 rebounds, 4.5 steals, 2.5 blocks and 1.0 assists over the two games.

▶ **LEFFEW LEADING THE WAY**

- ◆ Senior guard Dakota Leffew is averaging 17.4 points, 4.3 rebounds, 3.8 assists and 1.6 steals per game. He leads the team in scoring (3rd in the MAAC) and assists (5th in the MAAC). Leffew missed the Mount's game with Saint Peter's with a lower body injury.
- ◆ Leffew had his string of consecutive games in double figures stopped at 23 with his eight-point game at Rider on Feb. 16. Leffew scored eight in the season opener before rattling off his 23-game streak in double figures before the Rider game.
- ◆ Leffew scored 34 points with eight rebounds and six assists in the 76-58 win at Marist. In December, he scored a then career-high 26 points at Georgia, and he had 23 points while dishing out a career-best eight assists in the Mount's 80-48 rout of Siena. He went 9-for-10 from the field in the game, including a perfect 5-for-5 from three-point range against the Saints.
- ◆ Leffew has 12 games with 20 or more points this season, giving him 17 for his career at the Mount. He had a streak of four consecutive games with 20 or more points earlier this season. He is the first Mount player to record four consecutive 20-point games since Junior Robinson had a pair of five-game streaks during the 2017-18 season.
- ◆ His 5-for-5 effort from three-point range against Siena is tied for the second-best single-game mark in Mount history. Kevin Booth holds the record by hitting all seven of his three-point attempts in a win over Widener on Jan. 21, 1989. Leffew joins Chris Vann (11-24-07 at James Madison) and Will Miller (1-3-14 at Norfolk State) who also hit all five of their three-point attempts in a game.
- ◆ Leffew is the Mount's top returning scorer from last season. The senior guard averaged 13.1 points, 2.7 rebounds and 1.7 assists per game for the Mount last year. Leffew was named Pre-season First Team All-MAAC by a vote of the league's coaches.

20-Point Game Leaders in MAAC This Season

Name	School	20-Point Games
Mervin James	Rider	13
Dakota Leffew	Mount St. Mary's	12
Matt Balanc	Quinnipiac	11
Jalen Leach	Fairfield	10

▶ **REAVES CATCHING FIRE**

- ◆ Joshua Reaves scored 14 points in the Mount's 70-65 loss to Saint Peter's. The senior guard has been on a hot streak, averaging 15.6 points over the past five games. He is shoot-

2023-24 Metro Atlantic Athletic Conference Standings

Team	MAAC	Pct.	Overall	Pct.	Home	Away	Neutral	Streak
Quinnipiac	11-4	.733	19-7	.731	11-3	8-4	0-0	L3
Fairfield	11-5	.688	17-10	.630	8-4	9-5	0-1	W2
Marist	10-5	.667	15-9	.625	7-3	8-6	0-0	W5
Niagara	10-5	.667	14-11	.560	5-7	9-4	0-0	W2
Saint Peter's	10-6	.625	14-11	.560	6-4	8-7	0-0	W3
Iona	8-7	.533	13-13	.500	8-4	4-6	1-3	L2
Rider	8-8	.500	11-16	.407	7-4	4-12	0-0	W3
Mount St. Mary's	7-9	.438	11-16	.407	7-4	4-12	0-0	L3
Canisius	5-10	.333	10-15	.400	6-3	2-11	2-1	W1
Siena	3-12	.200	4-22	.154	2-10	2-10	0-2	L2
Manhattan	2-14	.125	5-20	.200	2-9	3-11	0-0	L7

MAAC SCHEDULE

Friday, February 16

Rider 61, Mount St. Mary's 57
Iona 73, Manhattan 63
Niagara 65, Fairfield 63
Saint Peter's 75, Siena 53
Marist 78, Canisius 55

Sunday, February 18

Fairfield 94, Mount St. Mary's 80
Rider 104, Manhattan 62
Canisius 73, Siena 64
Niagara 80, Quinnipiac 66
Saint Peter's 59, Iona 53

Friday, February 23

Saint Peter's 70, Mount St. Mary's 65
Rider 78, Iona 75
Canisius 69, Niagara 59
Marist 57, Manhattan 50
Fairfield 85, Quinnipiac 81

Sunday, February 25

Iona at Mount St. Mary's, 2 pm
Quinnipiac at Rider, 2 pm
Siena at Fairfield, 2 pm
Marist at Saint Peter's, 3 pm

Head to Head in 2023-24 Regular Season

HOME	Result	+/-
Canisius	W, 74-69	+5
Fairfield		
Iona		
Manhattan	W, 82-78	+4
Marist	W, 65-48	+17
Niagara	L, 71-82	-11
Quinnipiac	W, 96-79	+17
Rider	L, 62-66	-4
Saint Peter's	L, 65-70	-5
Siena	W, 80-48	+32
ROAD	Result	+/-
Canisius		
Fairfield	L, 80-94	-14
Iona	L, 70-87	-17
Manhattan	L, 74-75	-1
Marist	W, 76-58	+18
Niagara		
Quinnipiac	L, 65-79	-14
Rider	L, 57-61	-4
Saint Peter's	L, 64-70	-6
Siena	W, 68-61	+7

ALL-TIME TEAM-BY-TEAM vs. the MAAC

Opponent	All-Time	Streak	Home	Road	Neutral	Last Meeting
Canisius	4-0	W4	2-0	1-0	1-0	Mar. 7, 2023 (MSM 67, CAN 66, ot)
Fairfield	1-3	L3	0-1	0-2	1-0	Feb. 18, 2024 (FFD 94, MSM 80)
Iona	1-6	L6	0-1	1-4	0-1	Jan. 14, 2023 (ION 87, MSM 70)
Manhattan	8-12	W1	4-2	3-9	1-1	Feb. 8, 2024 (MSM 82, MAN 78)
Marist	15-7	W3	10-2	5-5	0-0	Feb. 2, 2024 (MSM 76, MAR 58)
Niagara	1-4	L1	1-2	0-2	0-0	Jan. 21, 2024 (NIA 82, MSM 71)
Quinnipiac	16-15	W1	10-4	5-11	1-0	Feb. 10, 2024 (MSM 96, QU 79)
Rider	13-16	L2	5-7	7-9	1-0	Feb. 16, 2024 (RID 61, MSM 57)
Saint Peter's	3-5	L3	1-2	2-3	0-0	Feb. 23, 2024 (SPU 70, MSM 65)
Siena	2-6	W2	1-3	1-3	0-0	Feb. 4, 2024 (MSM 68, SIE 61)

THE MOUNT'S RECORD WHEN

At home	7-4
On the road	4-12
Neutral Site	0-0
Overtime	0-1
Day Games	5-8
Night Games	6-8
Home MAAC Regular Season	5-3
Away MAAC Regular Season	2-6
Games decided by 1 point	0-1
Games decided by 2-5 points	2-6
Games decided by 6-9 points	2-2
Games decided by 10 points or more	7-7
When outrebounding opponent	9-7
When outrebounded by opponent	2-9
When rebounds equal	0-0
When leading at the half	11-5
When trailing at the half	0-10
When tied at the half	0-1
When playing teams w/ winning record	3-6
When playing teams w/ losing record	7-8
When playing teams w/ .500 record	1-2
When outshooting opponent	11-9
When outshot by opponent	0-7
When tied in shooting w/ opponent	0-0
When team has 30-39 rebounds	3-11
When team has 40-49 rebounds	7-3
When team has 50+ rebounds	0-0
When team shoots below 40%	0-2
When team shoots 40-49.9%	4-11
When team shoots 50% or above	6-3
When Mount makes 5-9 3-pointers	6-6
When Mount makes 10+ 3-pointers	5-2
When a Mount player scores 20+	7-9
When a Mount player scores 30+	1-0
When a Mount player scores 40+	0-0
When a Mount player has 10+ rebounds	2-3
When a Mount player has 10+ assists	0-0
When a Mount player at 5+ steals	0-2
SCORING	
When scoring 80+ points	4-3
When scoring 70-79 points	5-5
When scoring 60-69 points	2-6
When scoring below 60 points	0-2
When opponents score under 60 points	4-0
When opponents score 60-69 points	5-4
When opponents score 70-79 points	2-6
When opponents score 80+ points	0-6
STREAKS	
Coming off a win	4-7
Coming off a loss	7-8
Longest winning streak	W4
Longest losing streak	L4
Current Streak	L3
DAYS OF THE WEEK	
Monday	0-0
Tuesday	0-2
Wednesday	0-2
Thursday	1-1
Friday	4-3
Saturday	4-4
Sunday	2-4

Mount St. Mary's Career Leaders

POINTS		Points
1. Jack Sullivan (1953-57)		2,672
2. Chris McGuthrie (1992-96)		2,297
3. Junior Robinson (2014-18)		1,872
4. Fred Carter (1966-69)		1,840
5. Mike Cataline (1972-76)		1,838
REBOUNDS		Rebounds
1. Bob Sutor (1965-70)		1,368
2. Sal Angelo (1952-55)		1,334
3. Jack Sullivan (1953-57)		1,216
4. Bill Williams (1954-58)		1,154
5. John O'Reilly (1960-63)		1,113
ASSISTS		Assists
1. Jeremy Goode (2006-10)		603
2. Gregory Harris (1996-00)		529
3. John Moore (1984-88)		471
4. Riley Inge (1993-96)		466
5. Marlon Cook (1981-85)		463
STEALS		Steals
1. Paul Edwards (1982-87)		316
2. Jeremy Goode (2006-10)		260
3. Darryle Edwards (1981-85)		226
4. Gregory Harris (1996-00)		205
5. Riley Inge (1993-96)		204
BLOCKS		Blocks
1. Mike Grimes (1984-88)		231
2. Gerben Van Dorpe (1994-98)		195
3. Nana Opoku (2018-22)		194
4. Chris Wray (2014-18)		141
5. Michael Watson (1991-95)		140
GAMES PLAYED		Games Played
1. Malik Jefferson (2018-23)		134
2. Junior Robinson (2014-18)		131
3. Jeremy Goode (2006-10)		128
3. Markus Mitchell (2006-10)		128
3. Taylor Danaher (2012-16)		128
3. Will Miller (2013-17)		128

ing 50.0 percent (17-of-34) from three-point range over that span. He scored a career-high 24 points in the Mount's 96-79 win over Quinnipiac on February 10.

- ◆ Reaves has started all 27 games for the Mount this season, averaging 8.6 points while connecting on 52-of-141 (.369) from three-point range. He has recorded double figures nine times and has a pair of 20-point efforts.

- ◆ Reaves missed all but three games last season do to injury. He returned to the lineup for the Mount in the season opener at Maryland, tallying a team-high 10 points, hitting 4-of-8 from the field and 2-of-3 from three-point range.

- ◆ Reaves started 19 of the Mount's 23 games his freshman season, averaging 7.0 points in helping lead the Mount to the Northeast Conference title and an NCAA tournament berth. As a sophomore, he started 14 of 29 games, averaging 6.6 points per game.

- ◆ A solid three-point shooter, Reaves is 136-for-373 (.365) from three-point range in his career. He has 600 points in 82 career games played for the Mountaineers.

► MONTGOMERY A SPARK PLUG OFF THE BENCH

- ◆ Freshman De'Shayne Montgomery has scored 20 or more points in each of the past two games. He is coming off a 21-point, six-rebound, four-assist effort in the Mount's 70-65

THE STARTING FIVE

Opponent	Guard	Guard	Guard	Forward	Forward	Times Used (Record)	Lineup# (Streak)
at Maryland	Lipscomb	Reaves	Leffew	Tinsley	Cordilia	1 (0-1)	1 (1)
COPPIN STATE	Lipscomb	Reaves	Leffew	Tinsley	Cordilia	2 (1-1)	1 (2)
at Georgetown	Hobbs	Reaves	Leffew	Tinsley	Cordilia	1 (0-1)	2 (1)
at American	Hobbs	Reaves	Leffew	Tinsley	Cordilia	2 (0-2)	2 (2)
HOWARD	Hobbs	Reaves	Leffew	Tinsley	Cordilia	3 (0-3)	2 (3)
at Manhattan	Hobbs	Reaves	Leffew	Tinsley	Cordilia	4 (0-4)	2 (4)
SIENA	Hobbs	Reaves	Leffew	Tinsley	Cordilia	5 (1-4)	2 (5)
at Mississippi	Hobbs	Reaves	Leffew	Tinsley	Cordilia	6 (1-5)	2 (6)
at Loyola	Hobbs	Reaves	Leffew	Tinsley	Cordilia	7 (2-5)	2 (7)
at Saint Francis U	Hobbs	Reaves	Leffew	Tinsley	Cordilia	8 (3-5)	2 (8)
at Georgia	Hobbs	Reaves	Leffew	Tinsley	Cordilia	9 (3-6)	2 (9)
LIU	Hobbs	Reaves	Leffew	Tinsley	Cordilia	10 (4-6)	2 (10)
at Delaware State	Hobbs	Reaves	Leffew	Tinsley	Cordilia	11 (4-7)	2 (11)
CANISIUS	Montgomery	Reaves	Leffew	Tinsley	Cordilia	1 (1-0)	3 (1)
at Saint Peter's	Montgomery	Reaves	Leffew	Tinsley	Cordilia	2 (1-1)	3 (2)
at Iona	Montgomery	Reaves	Leffew	Tinsley	Cordilia	3 (1-2)	3 (3)
MARIST	Adebayo	Reaves	Leffew	Tinsley	Cordilia	1 (1-0)	4 (1)
NIAGARA	Adebayo	Reaves	Leffew	Tinsley	Cordilia	2 (1-1)	4 (2)
at Quinnipiac	Adebayo	Reaves	Leffew	Tinsley	Cordilia	3 (1-2)	4 (3)
RIDER	Adebayo	Reaves	Leffew	Tinsley	Cordilia	4 (1-3)	4 (4)
at Marist	Adebayo	Reaves	Leffew	Tinsley	Cordilia	5 (2-3)	4 (5)
at Siena	Adebayo	Reaves	Leffew	Tinsley	Cordilia	6 (3-3)	4 (6)
MANHATTAN	Adebayo	Reaves	Leffew	Montgomery	Cordilia	1 (1-0)	5 (1)
QUINNIPAC	Adebayo	Reaves	Leffew	Tinsley	Cordilia	7 (4-3)	4 (1)
at Rider	Adebayo	Reaves	Leffew	Tinsley	Cordilia	8 (4-4)	4 (2)
at Fairfield	Adebayo	Reaves	Leffew	Tinsley	Cordilia	9 (4-5)	4 (3)
SAINT PETER'S	Montgomery	Reaves	Tinsley	Adebayo	Cordilia	1 (0-1)	6 (1)
IONA							
at Canisius							
at Niagara							
FAIRFIELD							

loss to Saint Peter's. Montgomery had 23 points in his previous game at Fairfield, and is averaging 21.0 points, 4.0 rebounds and 4.0 assists over the two-game stretch.

- ◆ For the season, Montgomery is averaging 11.7 points, 3.4 rebounds, 1.8 steals, 1.6 assists and 0.7 blocks per game. He is shooting 51.1 percent from the field and 36.4 percent from three-point range (20-of-55).

- ◆ Montgomery scored 25 points in the Mount's loss at Fairfield on Feb. 18 while adding four assists, two steals and two blocks. He was named the MAAC Rookie of the Week for the third time on Feb. 19. Montgomery is averaging 17.0 points over the past three games.

- ◆ Montgomery has reached double figures in each of the past four games, giving him 14 games in double figures this year. His 21-point effort against Saint Peter's gives him five 20-point games this season, the most 20-point games in a season by a Mount freshman since Vado Morse had seven during the 2018-19 season.

- ◆ He scored a season-high 27 points while adding six rebounds, four blocks and four steals in 25 minutes of action in the Mount's win over Siena. He is just the ninth player in NCAA Division I over the past 14 seasons to put together that stat line. His 27-point effort was the most points in a game by a Mount freshman since Shivaughn Wiggins scored 28 for the Mount in a 103-82 win over Fairleigh Dickinson on March 2, 2013.

- ◆ Montgomery recorded 22 points and four steals in the Mount's 77-68 loss at Ole Miss a game after his 27-point outburst vs. Siena. He is the first Mount freshman to have back-to-back 20-point games Vado Morse had consecutive 24-point outings against LIU and St. Francis Brooklyn in January of 2019.

- ◆ Montgomery had back-to-back games with five steals in overtime losses to Howard and Manhattan. He has recorded two or more steals 10 times this year.

- ◆ Montgomery recorded his first career double-double of 14 points and 10 rebounds at American.

ADEBAYO UP FRONT

- ◆ Redshirt sophomore forward Dola Adebayo has scored in double figures in four of the Mount's past eight games. Adebayo matched his career high of 16 points in two of those contests, the Mount's 66-62 loss to Rider and the 68-51 win at Manhattan.

- ◆ Adebayo is averaging 9.3 points and 5.3 rebounds over the past eight games, shooting 29-of-51 (.569) from the field and 5-of-11 (.455) from three-point range.

- ◆ Adebayo has five double-figure scoring games this season. He is shooting 53.7 percent from the field while recording two or more blocks in a game seven times.

JESSAMY MAKING THE MOST OF HIS MINUTES

- ◆ Freshman forward Ronald Jessamy has scored in double figures in four of the Mount's past nine games. Jessamy is av-

eraging 7.6 points and 3.8 rebounds over the nine-game span.

- ◆ For the season he is averaging 5.1 points and 2.8 rebounds in 10.5 minutes per game. He is shooting 57.5 percent from the field this year. Extrapolating his numbers to 40 minutes, he is averaging 19.5 points and 10.6 rebounds per 40 minutes played.

HOBBS AT THE POINT

- ◆ Freshman point guard Dallas Hobbs is averaging 7.7 points, 3.3 rebounds and 2.6 assists for the Mount this season. He has scored in double figures seven times with a pair of 20-point efforts. Hobbs has missed the past two games with a lower body injury.

- ◆ Hobbs made his first collegiate start at Georgetown, recording 10 points, 10 rebounds and five assists for his first career double-double. Hobbs is just the third Mount player since 2010 to post 10+ points, 10+ rebounds and 5+ assists in the same game. The others on the list are George Tinsley (10 pts, 11 rebs, 5 ast) in the Mount's MAAC First Round win over Canisius (3-7-23) and Chris Wray (14 pts, 13 rebs, 6 ast) in a win at Robert Morris (2-18).

- ◆ With his double-double against the Hoyas, he became the first Mount freshman to record a double-double since Jonah Antonio had 23 points and 10 boards in a win over York College on Nov. 21, 2017. Freshman teammate De'Shayne Montgomery recorded a double-double of 14 points and 10 rebounds in the next game at American.

TINSLEY STEADY CONTRIBUTOR

- ◆ George Tinsley has started 26 of 27 games this season, averaging 5.1 points and 4.3 rebounds while shooting 52.8 percent from the field. He scored a season-high 18 points in the win over Canisius while adding seven rebounds and hitting 4-of-5 from three-point range.

- ◆ Tinsley produced his first double-double of the season with 16 points and 10 rebounds in the Mount's win over LIU, hitting 6-of-8 from the field in the game.

- ◆ Tinsley averaged 7.1 points and 6.0 rebounds while appearing in all 33 games with 31 starts last season for the Mountaineers.

- ◆ Tinsley scored in double figures nine times last year while he was a consistent rebounder, grabbing five or more 24 times. He scored a season-high 18 points against Manhattan on Jan. 13, and he had a double-double with 10 points and 11 rebounds in the Mount's overtime win against Canisius in the First Round of the MAAC Tournament.

- ◆ Tinsley was the America East Rookie of the Year after averaging 11.6 points and 7.4 rebounds as a freshman at Binghamton during the 2019-20 season.

SLOW DAY FROM BEYOND THE ARC

- ◆ Mount St. Mary's went 1-for-4 from three-point range in

the loss to Niagara on January 21. The last time the Mount made just one three-pointer in a game was in a 45-41 loss to Savannah State on Dec. 22, 2011. The Mount went 1-for-10 from beyond the arc that day.

- ◆ The four three-point field goal attempts by the Mountaineers against Niagara were the fewest in a game since the Mount went 0-for-2 from three-point range in an 87-81 win over St. Francis Brooklyn on January 14, 1991.

LIPSCOMB OUT FOR SEASON

- ◆ Mount St. Mary's point guard Xavier Lipscomb is out for the season after having surgery for a broken foot. Lipscomb averaged 5.0 points, 4.5 rebounds and 4.0 assists while starting the first two games of the season for the Mountaineers. He had 10 points, seven boards and five assists in the Mount's win over Coppin State.

MAAC PRESEASON POLL

- ◆ Mount St. Mary's was picked to finish in seventh place in the Preseason Coaches' Poll as voted on by the league's 11 head coaches. The Mountaineers are in their second season in the MAAC after a 33-year stint in the Northeast Conference.

- ◆ Rider was tabbed as the league favorite with 117 points and eight first-place votes, followed by Iona (108, 2 first place votes), Canisius (89, 1 first place vote), Siena (77), Quinnipiac (71), Fairfield (70), Mount St. Mary's (59), Marist (48), Niagara (43), Saint Peter's (30) and Manhattan (14).

- ◆ Dakota Leffew was named Preseason All-MAAC First Team. He is joined by Iona's Osborn Shema, Rider's Mervin James and Allen Powell, and Quinnipiac's Matt Balanc. James was selected as the MAAC's Preseason Player of the Year.

2023-24 MAAC Preseason Coaches Poll

1.	Rider	117 (8)
2.	Iona	108 (2)
3.	Canisius	89 (1)
4.	Siena	77
5.	Quinnipiac	71
6.	Fairfield	70
7.	Mount St. Mary's	59
8.	Marist	48
9.	Niagara	43
10.	Saint Peter's	30
11.	Manhattan	14

First Place votes in ().

THE LAST TIME IT HAPPENED...

SCORING

A Player Scored 40 Points: Sam Prescott (44) vs. Bryant (2/14/13)
A Player Scored 35 Points: Junior Robinson (39) vs. Loyola (12/2/17)
A Player Scored 30 Points: Dakota Leffew (34) at Marist (2/2/24)
A Player Scored 25 Points: De'Shayne Montgomery (25) at Fairfield (2/18/24)
A Player Scored 20 Points: De'Shayne Montgomery (21) vs. Saint Peter's (2/23/24)
Two players with 20+ points same game: Joshua Reaves (24) and Dakota Leffew (20) vs. Quinnipiac (2/10/24)
A Player Scored at Least 30 Points in Back-to-Back Games:
 Chris McGuthrie, 32 at Loyola (12/16/95) and 37 at Georgia Tech (12/18/95)
Five Players Scored in Double Figures in a Game: Joshua Reaves (24), Dakota Leffew (20) De'Shayne Montgomery (15), Dola Adebayo (10), Ronald Jessamy (10)
Five Players Scored in Double Figures in Back-to-Back Games:
 vs. Manhattan (2/8/24) and vs. Quinnipiac (2/10/24)
Six Players Scored in Double Figures in a Game: Joshua Reaves (17), George Tinsley (16), Dakota Leffew (11), De'Shayne Montgomery (10), Jedy Cordilla (10) and Terrell Ard, Jr. (10) vs. LIU (12/23/23).
Leading Scorer off the Bench: De'Shayne Montgomery (25) at Fairfield (2/18/24)

REBOUNDING

A Player Had 10+ Rebounds: George Tinsley (10) vs. LIU (12/23/23)
A Player Had 15+ Rebounds: Mezie Offurum (16) vs. Texas Southern (3/18/21)
A Player Had 16+ Rebounds: Mezie Offurum (16) vs. Texas Southern (3/18/21)
A Player Had 12+ Rebounds: Omar Habwe (17) vs. Bryant (1/10/19)
A Player Had 18+ Rebounds: Malik Jefferson (20) at American (12/18/18)
A Player Had 20+ Rebounds: Malik Jefferson (20) at American (12/18/18)
A Player Had 25+ Rebounds: Bob Sutor (29) vs. Towson (12/15/69)
Two Players Had Double-Figure Rebounds in the Same Game: Malik Jefferson (14) and George Tinsley (11) vs. Canisius (3/7/23)

ASSISTS

A Player Had 10+ Assists in a Game: Jalen Benjamin (12) vs. Canisius (2/19/23)
A Player Had 11+ Assists in a Game: Jalen Benjamin (12) vs. Canisius (2/19/23)
A Player Had 12+ Assists in a Game: Jalen Benjamin (12) vs. Canisius (2/19/23)
A Player Had 13+ Assists in a Game: Riley Inge (13) vs. Long Island (1/15/94)
A Player Had 14+ Assists in a Game: Riley Inge (15) vs. Robert Morris (1/8/94)
A Player Had 15+ Assists in a Game: Riley Inge (15) vs. Robert Morris (1/8/94)
Two Players with Double-Figure Assists in the Same Game:
 Riley Inge (11) and Chris McGuthrie (10) at St. Francis (N.Y.) (2/1/95)

BLOCKS

A Player Had 5+ Blocks in a Game: Nana Opoku (5) vs. Morgan State (12/18/21)
A Player Had 6+ Blocks in a Game: Nana Opoku (6) vs. Sacred Heart (1/30/21)
A Player Had 7+ Blocks in a Game: Nana Opoku (9) vs. Saint Francis U (2/2/19)
A Player Had 8+ Blocks in a Game: Nana Opoku (9) vs. Saint Francis U (2/2/19)
A Player Had 9+ Blocks in a Game: Nana Opoku (9) vs. Saint Francis U (2/2/19)
A Player Had 10+ Blocks in a Game: Gerben Van Dorpe vs. Rider (1/11/96)

STEALS

A Player Had 5+ Steals in a Game: De'Shayne Montgomery (5) at Manhattan (12/1/23)
A Player Had 6+ Steals in a Game: Mezie Offurum (6) at CCSU (1/21/21)
A Player Had 7+ Steals in a Game: Jeremy Goode (7), vs. Loyola (12/1/07)
A Player Had 8+ Steals in a Game: Riley Inge (9) at St. Francis (N.Y.) (1/13/96)
A Player Had 9+ Steals in a Game: Riley Inge (9) at St. Francis (N.Y.) (1/13/96)
A Player Had 10+ Steals in a Game: Durelle Lewis (10) vs. Glassboro State (12/28/79)

DOUBLE-DOUBLES

A Player Had a Double-Double in Points and Rebounds: George Tinsley (16 points and 10 rebounds) vs. LIU (12/23/23)
A Player Had a Double-Double in Points and Assists: Jalen Benjamin (10 points and 12 assists) vs. Canisius (2/19/23)
Two Players Had Double-Doubles in the Same Game: Mezie Offurum (22 points and 13 rebounds) and Damian Chong Qui (14 points, 11 rebounds) at Fairleigh Dickinson (2/21/21)
A Player Had Back-to-Back Double-Doubles: Malik Jefferson vs. Saint Francis U (10 points, 12 rebounds on 2/25/21), Wagner (10 points, 10 rebounds on 3/6/21) and at Bryant (10 points, 15 rebounds on 3/9/21)

MINUTES PLAYED

Played all 40 mins. (reg.): Dakota Leffew (40) at Howard (12/21/22)
Played 50+ mins.: Chris Vann (53) and Jeremy Goode (50), at Long Island (1/4/07)
Played 55+ mins.: Landy Thompson (55) at Central Connecticut (2/2/04)
Played 60+ mins.: Dave Samuels (60), Dick Talley (60), Ed Pfeiffer (60), Dave Maloney (60) vs. Albright (3/9/1962)

TEAM STATISTICS

Scored 100+ points
 at Home: Mount 117, Washington (Md.) 62 (1/11/21)
 on Road: Mount 103, Norfolk State 84 (1/3/14)
 at Neutral Site: Mount 110, East Stroudsburg 90 (1/24/86)
Scored 90+ points: Mount 96, Quinnipiac 79 (2/10/24)
Allowed 100+ points
 at Home: Wagner 109, Mount 99 (1/22/00)
 on Road: NC State 105, Mount 55 (1/6/18)
 at Neutral Site: North Carolina 113, Mount 74 (3/21/08)
Allowed 90+ points: Fairfield 94, Mount 80 (2/18/24)
Allowed less than 50 points: Mount 80 Siena (48) (12/3/23)
Allowed less than 40 points: Mount 51, Loyola 34 (12/10/22)
Most Points Scored in a Half (Division I Era):
 1st Half: 61, vs. Washington (Md.) (1/11/21), 1st Half: Final: MSM 117, WC 62
 2nd Half: 63, vs. Marist (2/24/94), 2nd half: Final: MSM 113, Marist 91
Fewest Points Scored in a Half (Division I Era):
 1st Half: 11, at Virginia Tech (1/2/11), Final: Virginia Tech 99, Mount 34
 1st Half: 11, vs. Maryland Eastern Shore (1/19/14), Final: MDES 53, Mount 41
 2nd Half: 15, at Savannah State (12/22/11), Final: Savannah State 45, Mount 41
 2nd Half: 15, Wagner (2/16/21), Final: Wagner 61, Mount 39
Fewest Points Allowed in a Half (Division I Era)
 1st Half: 10, Columbia (12/9/1997), Mount 69, Columbia 42 (Halftime Score: 31-10)
 1st Half: 10, Loyola (12/10/22), Mount 51, Loyola 34 (Halftime Score: 24-10)
 1st Half: 13, at Robert Morris (1/14/2016), Mount 76, Robert Morris 52
 2nd Half: 13, McDaniel (11/15/22), Mount 60, McDaniel 38
Shot 60 percent or better: 63.0 (46-of-73) vs. Washington (Md.) (1/11/21)
Shot 50 percent or better: 54.4 (31-of-57) at Fairfield (2/18/24)
Blocked 10 shots: 10 at Bryant (3/9/21)
Had 5 or fewer turnovers: 3 at Santa Clara (12/7/21)
Forced 20 turnovers: 20 vs. American (12/6/22)
Won by 30+ points: Mount 80, Siena 48 (12/3/23)
Won by 40+ points: Mount 80, Widener 33 (1/21/88)
Won by 50+ points: Mount 117, Washington (Md.) 62 (1/11/21)
Won 5 in a row: Jan. 17, 2022 thru Feb. 3, 2022 (6 games)
Won 10 in a row: Jan. 28, 2010 thru Mar. 7, 2010 (11 Games)
Won 15 in a row: Jan. 20, 1996 thru Mar. 1, 1996 (15 Games)
Won 20 in a row: Feb. 12, 1957 thru Mar. 13, 1957 (21 games)

TOP COMEBACKS IN A WIN UNDER DAN ENGELSTAD

Deficit	Score	Time	Half	Final Score	Margin	Opponent	Date
18	36-18	1:31	1st	73-71	+2	at St. Francis Brooklyn	3-2-19
17	39-22	18:22	2nd	74-70ot	+4	at Robert Morris	11-19-21
14	18-4	14:07	1st	79-75	+4	at Quinnipiac	2-5-23
14	29-15	5:00	1st	67-66 ot	+1	Canisius	3-7-23
13	22-9	9:10	1st	67-65	+2	at Bryant	1-11-20
13	30-17	3:44	1st	69-61	+8	at St. Francis Brooklyn	1-8-22

TOP DEFICITS OVERCOME UNDER DAN ENGELSTAD

Deficit	Score	Time	Half	Final Score	Margin	Opponent	Date
22	33-11	6:58	1st	75-74	-1	at Manhattan	12-1-23
18	36-18	1:31	1st	73-71	+2	at St. Francis Brooklyn	3-2-19
17	39-22	18:22	2nd	74-70ot	+4	at Robert Morris	11-19-21
15	30-15	6:44	1st	69-80	-11	at Saint Francis U	1-3-19
14	18-4	14:07	1st	79-75	+4	at Quinnipiac	2-5-23
14	30-16	1:50	1st	59-62	-3	at Robert Morris	1-5-19
14	29-15	5:00	1st	67-66 ot	+1	Canisius	3-7-23

TOP COMEBACKS IN A WIN (NCAA DIVISION I ERA)

Deficit	Score	Time	Half	Final Score	Margin	Opponent	Date
21	25-4	6:13	1st	61-54	+7	at Long Island	1-17-15
19	56-37	9:15	2nd	72-71	+1	St. Francis Brooklyn	3-5-14
18	36-18	1:31	1st	73-71	+2	at St. Francis Brooklyn	3-2-19
18	32-14	1:00	1st	61-59	+2	Monmouth	1-15-97
17	39-22	18:22	2nd	74-70ot	+4	at Robert Morris	11-19-21
17	44-27	2:24	1st	81-73	+8	Bucknell	12-8-15

TOP DEFICITS OVERCOME (NCAA DIVISION I ERA)

Deficit	Score	Time	Half	Final Score	Margin	Opponent	Date
22	33-11	6:58	1st	75-74	-1	at Manhattan	12-1-23
21	25-4	6:13	1st	61-54	+7	at Long Island	1-17-15
19	21-2	11:32	1st	71-64	-7	vs. Albany	3-18-14
19	56-37	9:15	2nd	72-71	+1	St. Francis Brooklyn	3-5-14
18	36-18	1:31	1st	73-71	+2	at St. Francis Brooklyn	3-2-19
18	32-14	1:00	1st	61-59	+2	Monmouth	1-15-9
17	four times						

NOTES: The Mountaineers have rallied from a double-digit deficit to take the lead 21 times under head coach Dan Engelstad....The Mount has a 10-11 record in those contests...Since moving to NCAA Division I, the Mount has rallied from a double-digit deficit to take the lead 97 times...The Mountaineers own a 51-46 record in those games.

THE MOUNT BY POSSESSION

GAME	Offense PPP	Defense PPP
at Maryland	0.80	1.03
COPPIN STATE	1.07	0.87
at Georgetown	0.95	1.09
at American	1.00	1.05
HOWARD	1.01	1.06
at Manhattan	0.99	1.00
SIENA	1.16	0.70
at Mississippi	0.96	1.08
at Loyola	1.10	0.91
at Saint Francis U	1.06	0.96
at Georgia	1.06	1.22
LIU	1.21	0.82
at Delaware State	0.99	1.04
Canisius	1.07	1.00
at Saint Peter's	0.94	1.03
at Iona	1.08	1.34
MARIST	1.00	0.74
NIAGARA	1.11	1.28
at Quinnipiac	0.88	1.07
RIDER	0.98	1.05
at Marist	1.12	0.85
at Siena	0.99	0.88
MANHATTAN	1.11	1.05
QUINNIPIAC	1.25	1.03
at Rider	0.80	0.86
at Fairfield	1.13	1.32
SAINT PETER'S	1.00	1.08
IONA		
at Canisius		
at Niagara		
FAIRFIELD		

OVERALL

Mount offensive high - 1.25 (Quinnipiac)

Mount offensive low - 0.80 (at Maryland, at Rider)

Mount defensive high - 1.34 (at Iona)

Mount defensive low - 0.70 (Siena)

MAAC PLAY

Mount offensive high - 1.25 (Quinnipiac)

Mount offensive low - 0.80 (at Rider)

Mount defensive high - 1.34 (Iona)

Mount defensive low - 0.70 (Siena)

All-Time 20-Point Games

(Since Joining NCAA Division I)

Name	20-Point Games
Chris McGuthrie	50
Junior Robinson	34
Kevin Booth	33
Gregory Harris	28
Landy Thompson	28
Jeremy Goode	21
Rashad Whack	19
Julian Norfleet	19
Riley Inge	18
Dakota Leffew	17
John Miller	16
Chris Vann	15
Jalen Benjamin	13
Jalen Gibbs	11
Vado Morse	10
Elijah Long	10
BK Ashe	10
Michael Watson	10
Scott Murphy	8
Mike Tate	8
Gerben Van Dorpe	8
Damian Chong Qui	7
Charles Cook	7
Jean Calou	6
Silas Cheung	6
Jamion Christian	6
De'Shayne Montgomery	5
Robert Balgac	5
Phil Galvin	5
Jeff Hall	5
Malik Jefferson	4
Sam Prescott	4
Shivaughn Wiggins	4
Pat Arangana	4
Jerry Lloyd	4
Melvin Whitaker	4
Shawn Atupem	4
Miles Wilson	4
Joshua Reaves	3
Chris Wray	3
Gregory Graves	3
Lamar Trice	3
Eric Bethel	3
Kiel Butler	3
Chris Cavanaugh	3
Tom Harden	3
Aaron Herbert	3
Keith Price	3
Alex Watson	3
Terrence Wilson	3
Dallas Hobbs	2
Mezie Offurum	2
Nana Opoku	2
Omar Habwe	2
Jonah Antonio	2
Kelvin Parker	2
Danny Thompson	2
Kelly Beidler	2
Will Holland	2
Mychal Kearsse	2
Irv Conwell	2
Jedy Cordilia	1
Dee Barnes	1
Charles Glover	1
Will Miller	1
Chris Martin	1
Andrew Smeathers	1
Raven Barber	1
Koke Adesi	1
Mike Brown	1
Anthony Carr	1
Nick Dodson	1
Newton Gayle	1
Doua John	1
Antonio Johnson	1
Dave Kapona	1
Anael Rivera	1
Sefton Robinson	1
Konata Springer	1
Chad Stull	1
Larry Townes	1
Cliff Warren	1

All-Time 30-Point Games

(Since Joining NCAA Division I)

Name	30-Point Games
Chris McGuthrie	13
Kevin Booth	7
Landy Thompson	6
Junior Robinson	5
Scott Murphy	2
Dakota Leffew	1
Damian Chong Qui	1
Jalen Gibbs	1
Julian Norfleet	1
Rashad Whack	1
Charles Cook	1
Gregory Harris	1
Riley Inge	1

All-Time 40-Point Games

(Since Joining NCAA Division I)

Name	40-Point Games
Chris McGuthrie	1
Sam Prescott	1

All-Time Double-Doubles

(Since Joining NCAA Division I)

Name	Double-Doubles
Malik Jefferson	17
Michael Watson	15
Mychal Kearsse	13
Pat Arangana	13
Nana Opoku	11
Riley Inge	11
Alex Watson	11
Gregory Harris	9
Gregory Graves	8
Kelly Beidler	8
Gerben Van Dorpe	7
Randy Edney	6
Anthony Carr	6
Chris Cavanagh	6
Chris Wray	5
Melvin Whitaker	5
Tony Hayden	5
Robert Balgac	4
Newton Gayle	4
Chad Stull	4
George Tinsley	3
Mezie Offurum	3
Danny Thompson	3
Jeremy Goode	3
Jedy Cordilia	2
Damian Chong Qui	2
Junior Robinson	2
Miles Wilson	2
Elijah Long	2
Julian Norfleet	2
Rashad Whack	2
Markus Mitchell	2
Nick Dodson	2
Chris McGuthrie	2
Mike Tate	2
Jeff Hall	2
De'Shayne Montgomery	1
Dallas Hobbs	1
Jalen Benjamin	1
Omar Habwe	1
Jonah Antonio	1
Donald Carey	1
Mawdo Sallah	1
Taylor Danaher	1
BK Ashe	1
Raven Barber	1
Kelvin Parker	1
Will Holland	1
Sam Atupem	1
Kiel Butler	1
Landy Thompson	1
Jerry Lloyd	1
Angel Rivera	1
Jamion Christian	1
Aaron Herbert	1
Keith Price	1
Terrence Wilson	1
Michael Cook	1
Konata Springer	1
Mike Brown	1
Kevin Booth	1

Starter/Bench Scoring

Game	Total	Starters	Bench
at Maryland	53	24	29
COPPIN STATE	74	51	23
at Georgetown	72	33	39
at American	65	49	16
HOWARD	83	66	17
at Manhattan	74	46	28
SIENA	80	43	37
at Missississippi	68	35	33
at Loyola	77	59	18
at Saint Francis U	72	42	30
at Georgia	82	55	27
LIU	87	57	30
at Delaware State	73	58	15
Canisius	74	49	25
at Saint Peter's	64	43	21
at Iona	70	51	19
MARIST	65	47	18
NIAGARA	71	41	30
at Quinnipiac	65	41	24
RIDER	66	44	22
at Marist	76	51	25
at Siena	68	38	30
MANHATTAN	82	54	28
QUINNIPIAC	96	63	33
at Rider	57	34	23
at Fairfield	80	37	43
SAINT PETER'S	65	49	16
IONA			
at Canisius			
at Niagara			
FAIRFIELD			

DUNKSCOREBOARD

Dunks	2023-24	Career
Ronald Jessamy	25	25
De'Shayne Montgomery	20	20
Dola Adebayo	14	19
Dakota Leffew	5	14
Jedy Cordilia	5	12
Frantisek Barton	2	10
Terrell Ard, Jr.	2	2
TOTAL	73	



HEAD COACH DAN ENGELSTAD

6th Season at Mount St. Mary's; 10th Season Overall ♦ Career Record: 174-140 ♦ St. Mary's (Md.) (2007)

Dan Engelstad enters his sixth season at the helm of the Mount men's basketball program. Named the 22nd head coach in Mount St. Mary's men's basketball program history on May 9, 2018, Engelstad led the Mount to road wins at Wagner and Bryant to secure the Mount's sixth NEC title in 2021. Last year, he guided the Mount through its first season in the Metro Atlantic Athletic Conference with the team posting a MAAC Tournament win and a 5-2 record over the final seven games.

Engelstad, a former assistant coach at the Mount under Milan Brown, spent five seasons at the helm of Southern Vermont College (SVC) in Bennington, Vermont, where he led a remarkable turnaround and helped carry the program to new heights. The Bethesda, Maryland native posted a 104-34 (.754) career record at SVC, was named the New England Collegiate Conference (NECC) Coach of the Year three times, and helped guide the program to a pair of NECC Championships, including the school's first-ever title in 2016.

Engelstad took over at Southern Vermont following a 1-24 season, and guided SVC to one of the top turnarounds in the country in 2013-14. The Mountaineers, who finished the campaign at 16-10 overall, opened the season with a victory over nationally-ranked Williams College, and went on to win the Tri-State Tournament and finish fourth in the NECC, as they earned their first playoff berth since 2011.

The following year, Engelstad led the Mountaineers to a historic season as they finished with the best record in program history at 25-4 overall, and went a perfect 16-0 in NECC play. Engelstad earned his first of three NECC Coach of the Year Awards that season after guiding Southern Vermont to a regular season title and an appearance in the conference championship game. Although the Mountaineers lost in the NECC Championship game, they were invited to the Eastern College Athletic Conference (ECAC) Division III New England Tournament as the No. 1 seed, where they defeated Anna Maria and Fitchburg State to capture the school's first-ever ECAC Championship in any sport. In addition to Engelstad earning coach of the year honors, he also saw his players collect the NECC Player of the Year (DeShawn Hamlet) and Rookie of the Year (Daemond Carter) Awards.

In 2015-16, Engelstad's Mountaineers went 24-4 on the year and recorded their second straight undefeated record in conference play at 16-0, earning Engelstad Coach of the Year honors once again. Entering the conference tournament as the top-seed, SVC rolled past Regis College and Becker College to earn its first-ever NECC Championship and second berth to the Division III NCAA Tournament, where the Mountaineers were eventually edged by Tufts. Engelstad became the program's all-time winningest coach during the season with a victory over Elms College on February 18.

During the 2016-17 campaign, SVC received weekly recognition in the NCAA Division III Northeast regional rankings and received votes for the national top-25 poll. Engelstad led the Mountaineers to their third consecutive Tri-State Shootout Tournament Championship during the regular season, and helped SVC reach the NECC Title game for the third straight season as well.

Engelstad guided the Mountaineers to another 20-plus win season in 2017-18 as they earned the No. 1 seed in the NECC Tournament for the fourth consecutive year. In the conference tournament, they topped Lesley College and Becker to capture the second NECC Title in

The Engelstad File

Birthdate: October 11, 1984

Hometown: Bethesda, Md.

Age: 38

Alma Mater / Year: St. Mary's (Md.) / 2007

Degree: Bachelor of Arts (Political Science)

High School: Walt Whitman

COLLEGIATE COACHING EXPERIENCE

Mount St. Mary's University, Emmitsburg, Md.

-Head Coach (2018-)

Southern Vermont College, Bennington, Vt.

-Head Coach (2013-18)

Holy Cross University, Worcester, Mass.

-Assistant Coach (2010-13)

Mount St. Mary's University

-Assistant Coach (2007-10)

PLAYING EXPERIENCE

St. Mary's College, St. Mary's City, Md.

-Guard (2003-07)

Walt Whitman High School, Bethesda, Md.

-Guard (1998-2002)

Year-by-Year Coaching Record

School	Year	Record	Conf. Record	Conference Finish	Postseason
Southern Vermont	2013-14	16-10 (.615)	10-6 (.625)	T3rd	
Southern Vermont	2014-15	25-4 (.862)	16-0 (1.000)	1st	ECAC Tournament
Southern Vermont	2015-16	24-4 (.857)	16-0 (1.000)	1st	NCAA Tournament (1st Round)
Southern Vermont	2016-17	17-10 (.630)	14-2 (.875)	1st	
Southern Vermont	2017-18	22-6 (.786)	12-2 (.857)	1st	NCAA Tournament (1st Round)
Mount St. Mary's	2018-19	9-22 (.290)	6-12 (.333)	9th	
Mount St. Mary's	2019-20	11-21 (.344)	7-11 (.389)	T7th	
Mount St. Mary's	2020-21	12-11 (.522)	9-7 (.563)	T3rd	NCAA Tournament
Mount St. Mary's	2021-22	14-16 (.467)	9-7 (.563)	5th	
Mount St. Mary's	2022-23	13-20 (.394)	8-12 (.400)	8th	
Mount St. Mary's	2023-24	11-16 (.407)	7-9 (.438)		
TOTAL		174-140 (.554)	114-68 (.626)		

Career Highlights: Three-time NECC Coach of the Year (2014-15, 2015-16 and 2017-18)...An assistant coach on the Mount's 2008 Northeast Conference Championship team that advanced to the NCAA Tournament...Led Southern Vermont to four consecutive NECC regular season titles...Led Mount to Northeast Conference title and NCAA Tournament bid in 2020-21.



NCAA TOURNAMENT 1995, 1999, 2008, 2014, 2017, 2021

STATISTICAL TRENDS UNDER ENGELSTAD

MOUNT ST. MARY'S IS...

At home	38-36
On the road	31-67
Neutral Site	1-3
Overtime	4-4
Day Games	33-49
Night Games	37-57
Home MAAC Regular Season	8-9
Away MAAC Regular Season	7-11
Games decided by 1 point	3-5
Games decided by 2-5 points	21-21
Games decided by 6-9 points	10-27
Games decided by 10 points or more	36-53
When outrebounding opponent	59-30
When outrebounded by opponent	9-72
When rebounds equal	2-4
When leading at the half	52-29
When trailing at the half	17-68
When tied at the half	1-9
When playing teams w/ winning record	21-46
When playing teams w/ losing record	40-42
When playing teams w/ .500 record	7-18
When outshooting opponent	64-25
When outshot by opponent	6-81
When tied in shooting w/ opponent	0-0
When team has 30-39 rebounds	32-63
When team has 40-49 rebounds	32-12
When team has 50+ rebounds	2-1
When team shoots below 40%	8-45
When team shoots 40-49%	44-56
When team shoots 50% or above	16-5
When Mount makes 5-9 3-pointers	43-65
When Mount makes 10+ 3-pointers	14-11
When a Mount player scores 20+	32-35
When a Mount player scores 30+	2-1
When a Mount player scores 40+	0-0
When a Mount player has 10+ rebounds	33-24
When a Mount player has 10+ assists	2-0
When a Mount player at 5+ steals	1-3
SCORING	
When scoring 80+ points	8-3
When scoring 70-79 points	34-18
When scoring 60-69 points	22-43
When scoring below 60 points	6-42
When opponents score under 60 points	33-7
When opponents score 60-69 points	26-33
When opponents score 70-79 points	11-38
When opponents score 80+ points	0-28
STREAKS	
Coming off a win	27-41
Coming off a loss	42-60
Longest winning streak	W6
Longest losing streak	L9
Current Streak	L3
DAYS OF THE WEEK	
Monday	3-3
Tuesday	8-12
Wednesday	2-11
Thursday	13-18
Friday	10-17
Saturday	23-33
Sunday	11-12

program history, and Engelstad earned Coach of the Year honors for his third time in five seasons. In addition to his own personal honors, his players won two major awards as Mike Pierre was tabbed the NECC Player of the Year and Daemond Carter earned NECC Defensive Player of the Year honors.

Prior to his time at Southern Vermont, Engelstad served as an assistant coach for three years (2010-13) at Holy Cross, where he was the defensive coordinator and played a vital role in recruiting and scouting. While at Holy Cross, he recruited and assisted in the development of current Toronto Raptor Malcolm Miller.

Engelstad started his career as an assistant coach at Mount St. Mary's from 2007-10 under Brown. He helped guide the Mount to a 2008 Northeast Conference Championship, which was the third title in program history. The Mountaineers went on to record their first-ever NCAA Division I Tournament win with a victory over Coppin State in the opening round.

Outside of the collegiate realm, Engelstad was a head coach in The Basketball Tournament, commonly known as TBT, which is a 5-on-5, winner take all tournament composed of professional players, some of whom have previously played in the NBA, at major Division I colleges, and on professional international teams.

Engelstad is also the director and founder of the Fast Break Basketball Camp in Bethesda, Maryland, and coached the Walt Whitman Varsity Summer League team in 2005 and 2006. In the summer of 2006, Engelstad served as an intern in the Washington Wizards front office, where he worked for President of Basketball Operations, Ernie Grunfeld.

Engelstad is a 2007 graduate of St. Mary's College (Maryland) with a bachelor's degree in political science. He served as a team captain (2004-07) for the Seahawks and graduated as the school's all-time leader with 419 career assists.

Engelstad is married to the former Camille Trainor, and the two have three daughters Laney, Elise and Keira.

ENGELSTAD'S RECORD BY OPPONENT

American	1-4
Bryant	3-5
Cal Poly	1-0
Canisius	4-0
Central Connecticut	5-2
Coppin State	2-1
Delaware State	0-1
Fairfield	0-3
Fairleigh Dickinson	2-5
Georgetown	0-2
Georgia	0-1
Gettysburg	1-0
Grand Canyon	0-1
Hofstra	0-1
Howard	2-2
Iona	0-4
Kentucky	0-2
Lamar	0-1
Lehigh	0-1
LIU	6-3
Loyola (Md.)	2-3
Manhattan	2-2
Marist	3-1
Marshall	0-1
Maryland	0-3
McDaniel	1-0
Merrimack	5-1
Minnesota	0-1
Mississippi	0-1
Morgan State	2-1
Navy	0-4
NC State	0-1
Niagara	1-2
North Carolina A&T	0-1
Ohio	0-1
Pacific	1-0
Quinnipiac	2-2
Rider	1-3
Robert Morris	2-4
Sacred Heart	3-5
Saint Francis U	5-4

Saint Joseph's	0-1
Saint Peter's	1-3
Siena	2-2
St. Francis Brooklyn	4-5
St. John's	0-1
St. Mary's (Md.)	1-0
Santa Clara	0-1
Texas Southern	0-1
UAB	0-1
Utah Valley	1-0
USC	0-1
Villanova	0-1
VCU	0-1
Wagner	2-6
Washington	0-1
Washington (Md.)	1-0
West Virginia	0-1
Wilson	1-0

ENGELSTAD'S RECORD BY CONFERENCE

Atlantic Coast	0-1
Atlantic 10	0-2
Big 10	0-4
Big 12	0-1
Big East	0-4
Big West	1-0
Colonial	0-1
Conference USA	0-2
Horizon League	1-1
MAC	0-1
MAAC	16-22
MEAC	5-6
Non Division I	5-0
Northeast	36-39
PAC 12	0-2
Patriot League	3-12
SEC	0-4
Southland	0-1
SWAC	0-1
WAC	1-1
West Coast	1-1

DAKOTA LEFFEW 1

Guard | Sr. | 6-5 | 185
Hampton, Ga.
Jonesboro



2023-24 SEASON HIGHS

Category	Opponent	Date
Pts.....34	at Marist	2-2-24
Reb.....9	at Siena	2-4-24
FG.....12	at Marist	2-2-24
FGA.....21	vs. two opponents	
3FG.....7	at Marist	2-2-24
3FGA.....12	at Saint Peter's	1-7-24
FT.....8	Quinnipiac	2-10-24
FTA.....9	Quinnipiac	2-10-24
Ast.....8	Siena	12-3-23
Stl.....4	Quinnipiac	2-10-24
Blk.....4	vs. two opponents	
Min.....49	Howard	11-25-23

CAREER HIGHS

Category	Opponent	Date
Pts.....34	at Marist	2-2-24
Reb.....10	St. Francis BK	2-17-22
FG.....12	at Marist	2-2-24
FGA.....21	vs. two opponents	
3FG.....7	at Marist	2-2-24
3FGA.....13	Saint Peter's	1-28-23
FT.....8	Quinnipiac	2-10-24
FTA.....9	vs. two opponents	
Ast.....8	Siena	12-3-23
Stl.....4	vs. three opponents	
Blk.....4	vs. two opponents	
Min.....49	Howard	11-25-23

MISCELLANEOUS

Category	2023-24	Career
10+ points.....	23	57
20+ points.....	12	17
5+ rebounds.....	10	23
10+ rebounds.....	0	1
2+ three-pointers.....	17	48
5+ assists.....	10	16
2+ steals.....	12	26
2+ blocks.....	3	8
Double-Doubles.....	0	0
Leading Scorer.....	15	27
Leading Rebounder.....	7	12
Assists Leader.....	12	20

2023-24 SEASON

◆ Named First Team Preseason All-Metro Atlantic Athletic Conference...Scored game-high 23 points in exhibition win over Bucknell, hitting 5-of-8 from three-point range...Scored 20 points at American...Had 22 points, three assists and two steals in double-overtime setback to Howard...Had 21 points in the Mount's overtime loss at Manhattan...Tallied 23 points while adding eight assists in win over Siena...Named MAAC Player of the Week after averaging 22.0 points, 5.5 assists, 4.0 rebounds and 2.5 steals in opening two MAAC games...Scored 18 of his 20 points in the second half in win at Loyola...Scored then career high 26 points at Georgia...Had 21 points and six boards at Delaware State, hitting 5-of-8 from three-point range in the game...Had 20 points and five assists at Iona...Had 21 points and five assists in home win over Marist...Erupted for career high 34 points while adding eight rebounds and six assists in win at Marist...Was 12-for-17 from the field and 7-of-11 from three-point range in the win...Jumper with 5:13 remaining in first half in win at Siena put him over 1,000 career points...Had 13 points, nine rebounds and four blocks in the win over the Saints...Named MAAC Player of the Week after averaging 20.0 points, 6.5 rebounds and 5.0 assists in wins over Manhattan and Quinnipiac.

CAREER NOTES

◆ Averaged 13.1 points, 2.7 rebound, 1.7 assists and 1.3 steals while starting all 31 games played for the Mount in 2022-23...Scored in double figures 24 times during the year, including five games with 20 or more points...Had seven games with four or more three-pointers made, including season-high six against Canisius on Feb. 19.

2023-24 Game-by-Game Statistics

Opponent	Date	MIN	FG-A	3FG-A	FT-A	O-R-D	PF	AST	TO	BLK	STL	PTS
at Maryland	11-7	34	3-14	0-4	2-2	0-2-2	3	2	4	0	1	8
COPPIN STATE	11-11	34	4-9	3-6	3-5	0-4-4	3	4	3	0	0	14
at Georgetown	11-18	29	6-17	0-6	2-5	0-1-1	1	2	3	0	2	14
at American	11-22	38	6-21	2-10	6-8	1-3-4	1	2	2	2	1	20
HOWARD	11-25	49	6-19	3-9	7-7	0-1-1	1	3	3	0	2	22
at Manhattan	12-1	44	9-19	2-7	1-4	0-3-3	1	3	4	0	3	21
SIENA	12-3	30	9-10	5-5	0-0	1-4-5	2	8	3	0	2	23
at Mississippi	12-5	38	8-21	0-7	0-0	2-2-4	1	6	3	0	3	16
at Loyola	12-9	35	7-13	3-6	3-4	0-5-5	3	5	1	1	3	20
at Saint Francis U	12-15	39	5-16	1-6	3-4	0-5-5	2	4	3	1	3	14
at Georgia	12-20	37	10-18	2-6	4-5	1-2-3	0	5	3	1	3	26
LIU	12-23	29	4-11	3-7	0-0	1-1-2	1	7	2	4	1	11
at Delaware State	12-30	34	8-17	5-8	0-0	1-5-6	3	3	0	0	1	21
Canisius	1-5	35	4-12	2-6	2-2	1-6-7	1	3	4	0	0	12
at Saint Peter's	1-7	37	7-18	4-12	1-1	2-4-6	4	3	4	0	1	19
at Iona	1-14	32	7-12	4-8	2-2	0-3-3	1	5	5	0	0	20
MARIST	1-19	34	8-15	5-10	0-0	0-2-2	2	5	4	0	1	21
NIAGARA	1-21	35	9-15	0-2	0-0	0-2-2	3	1	0	0	0	18
at Quinnipiac	1-25	33	6-12	1-5	2-2	1-2-3	1	4	2	0	1	15
RIDER	1-27	39	7-15	1-6	2-4	0-4-4	0	4	3	1	2	17
at Marist	2-2	37	12-17	7-11	3-3	0-8-8	1	6	3	1	3	34
at Siena	2-4	36	4-14	1-2	4-6	0-9-9	1	2	3	4	2	13
MANHATTAN	2-8	38	7-14	2-9	4-4	0-5-5	2	5	2	0	1	20
QUINNIPAC	2-10	36	5-13	2-7	8-9	0-8-8	4	5	5	1	4	20
at Rider	2-16	39	4-18	0-4	0-0	2-6-8	2	1	3	0	1	8
at Fairfield	2-18	13	2-7	2-5	0-0	0-1-1	1	0	1	1	0	6
SAINT PETER'S	DNP--Did Not Dress											
IONA												
at Canisius												
at Niagara												
FAIRFIELD												

CAREER STATISTICS

LEFFEW, Dakota

				Field Goals		3-Point		F-Throws		Rebounds				Scoring						
SEASON	TEAM	GP-GS	MIN/AVG	FG-FGA	FG%	3FG-3FGA	3FG%	FT-FTA	FT%	OFF	DEF	TOT	AVG	PF-FO	A	TO	BLK	STL	PTS	AVG
2020-21	MSM	11-0	205/18.6	17-38	.447	10-27	.370	5-8	.625	3	18	21	1.9	20-1	9	22	7	3	49	4.5
2021-22	MSM	27-2	612/22.7	58-159	.365	19-69	.275	18-25	.720	11	79	90	3.3	42-2	52	35	10	11	153	5.7
2022-23	MSM	31-31	1041/33.6	148-361	.410	73-192	.380	37-49	.755	2	83	85	2.7	47-0	54	85	12	41	406	13.1
2023-24	MSM	26-26	913/35.1	167-387	.432	60-174	.345	59-77	.766	13	98	111	4.3	45-0	98	73	17	41	453	17.4
TOTAL		95-59	2771/29.2	390-945	.413	162-462	.351	119-159	.748	29	278	307	3.2	154-3	213	215	46	96	1061	11.2

DE'SHAYNE MONTGOMERY

2

Guard | Fr. | 6-4 | 190
Ft. Lauderdale, Fla.
Hargrave Military Acad. (Va.)



2023-24 SEASON

♦ Freshman guard who played at Hargrave Military Academy last season...Had four points in 25 minutes of action in exhibition win over Bucknell...Made collegiate debut at Maryland, tallying eight points on 3-of-5 shooting...Had season-high 17 points while adding four rebounds, three blocks and two steals at Georgetown...Notched first career double-double with 14 points and 10 rebounds at American...Had five steals in double-overtime loss to Howard...Had 15 points and five steals in overtime loss at Manhattan...Stuffed stat sheet with 27 points, six rebounds, four steals and four blocks in win over Siena...Named MAAC Rookie of the Week after averaging 21.0 points, 5.0 rebounds, 4.5 steals, 2.5 blocks and 1.0 assists over first two MAAC games...Had 22 points and four steals at Ole Miss...Had 14 points and four rebounds in win at Saint Francis U...Named MAAC Rookie of the Week for his effort at SFU...Had 23 points on 10-of-16 shooting at Georgia...Had 11 points and six boards in win over LIU...Made first collegiate start against Canisius, finishing with eight points and four assists...Dished out season high six assists at Iona...Tallied 25 points, four assists, two steals and two blocks in loss at Fairfield...Named MAAC Rookie of the Week for third time on Feb. 19...Had 21 points, six rebounds and four assists in loss to Saint Peter's.

CAREER NOTES

♦ In his post grad year, helped lead Hargrave Military Academy to a 44-2 record last season, averaging 16.4 points, 6.5 rebounds, 3.2 assists and 2.8 steals while shooting 56.3 percent from the field and 38.0 percent from three-point range...Earned honorable mention All-American honors...As a senior year at Somerset Prep North Lauderdale, averaged 19.5 points, 6.1 rebounds, 4.8 assists and 3.4 steals per game.

2023-24 HIGHS

Category	Opponent	Date
Pts.....27	Siena	12-3-23
Reb.....10	at American	11-22-23
FG.....11	Siena	12-3-23
FGA.....18	at Fairfield	2-18-24
3FG.....3	vs. two opponents	
3FGA.....6	at Ole Miss	12-5-23
FT.....7	Saint Peter's	2-23-24
FTA.....9	Saint Peter's	2-23-24
Ast.....6	at Iona	1-14-24
Stl.....5	vs. two opponents	
Blk.....4	Siena	12-3-23
Min.....40-	Saint Peter's	2-23-24

CAREER HIGHS

Category	Opponent	Date
Pts.....27	Siena	12-3-23
Reb.....10	at American	11-22-23
FG.....11	Siena	12-3-23
FGA.....18	at Fairfield	2-18-24
3FG.....3	vs. two opponents	
3FGA.....6	at Ole Miss	12-5-23
FT.....6	Quinnipiac	2-10-24
FTA.....7	vs. two opponents	
Ast.....6	at Iona	1-14-24
Stl.....5	vs. two opponents	
Blk.....4	Siena	12-3-23
Min.....35	Canisius	1-5-24

MISCELLANEOUS

Category	2023-24	Career
10+ points.....	14	14
20+ points.....	5	5
5+ rebounds.....	7	7
10+ rebounds.....	1	1
2+ three-pointers.....	4	4
5+ assists.....	1	1
2+ steals.....	13	13
2+ blocks.....	4	4
Double-Doubles.....	1	1
Leading Scorer.....	5	5
Leading Rebounder.....	5	5
Assists Leader.....	4	4

2023-24 Game-by-Game Statistics

Opponent	Date	MIN	FG-A	3FG-A	FT-A	O-R-D	PF	AST	TO	BLK	STL	PTS
at Maryland	11-7	19	3-5	0-0	2-2	1-0-1	3	0	2	0	2	8
COPPIN STATE	11-11	17	2-5	0-2	2-2	0-1-1	2	0	0	0	2	6
at Georgetown	11-18	27	7-13	1-2	2-2	1-3-4	1	1	0	3	2	17
at American	11-22	25	6-9	1-1	1-1	3-7-10	3	1	3	0	1	14
HOWARD	11-25	32	1-6	0-2	2-4	0-1-1	2	4	3	0	5	4
at Manhattan	12-1	29	6-11	0-2	3-4	1-3-4	1	0	4	1	5	15
SIENA	12-3	25	11-13	3-3	2-4	2-4-6	2	2	6	4	4	27
at Mississippi	12-5	32	9-15	2-6	2-4	1-2-3	1	2	1	1	4	22
at Loyola	12-9	20	0-5	0-1	1-2	0-1-1	1	2	4	1	1	1
at Saint Francis U	12-15	27	6-10	1-4	1-2	0-4-4	2	1	3	0	0	14
at Georgia	12-20	30	10-16	1-5	2-2	0-3-3	3	3	1	1	3	23
LIU	12-23	21	3-8	0-1	5-7	0-6-6	3	2	1	0	1	11
at Delaware State	12-30	26	5-8	2-2	1-2	0-0-0	4	0	1	0	0	13
Canisius	1-5	35	4-8	0-2	0-0	1-1-2	1	4	4	0	2	8
at Saint Peter's	1-7	25	1-2	0-0	3-4	2-2-4	5	0	5	1	1	5
at Iona	1-14	33	1-7	0-2	2-2	3-3-6	0	6	2	2	1	4
MARIST	1-19	23	4-7	3-4	0-0	0-1-1	1	0	3	1	1	11
NIAGARA	1-21	23	2-6	0-0	2-2	1-2-3	2	0	3	0	2	6
at Quinnipiac	1-25	25	2-8	1-3	2-2	0-5-5	1	0	4	0	2	7
RIDER	1-27	30	2-8	0-2	5-6	3-5-8	2	0	2	0	0	9
at Marist	2-2	23	3-4	1-2	2-2	0-0-0	3	3	1	0	3	9
at Siena	2-4	26	3-6	0-1	2-6	0-2-2	3	1	2	2	1	8
MANHATTAN	2-8	24	0-2	0-1	1-2	0-2-2	2	1	4	0	2	1
QUINNIPAC	2-10	24	4-6	1-1	6-7	0-4-4	2	2	2	1	1	15
at Rider	2-16	20	4-8	1-1	2-2	1-3-4	4	0	1	0	0	11
at Fairfield	2-18	35	10-18	2-3	3-5	1-1-2	1	4	4	2	2	25
SAINT PETER'S	2-23	40-	7-13	0-2	7-9	0-6-6	3	4	3	0	1	21
IONA												
at Canisius												
at Niagara												
FAIRFIELD												

CAREER STATISTICS

MONTGOMERY, De'shayne

				Field Goals		3-Point		F-Throws		Rebounds									Scoring	
SEASON	TEAM	GP-GS	MIN/AVG	FG-FGA	FG%	3FG-3FGA	3FG%	FT-FTA	FT%	OFF	DEF	TOT	AVG	PF-FO	A	TO	BLK	STL	PTS	AVG
2023-24	MSM	27-5	711/26.3	116-227	.511	20-55	.364	63-87	.724	21	72	93	3.4	58-1	43	69	20	49	315	11.7
TOTAL		27-5	711/26.3	116-227	.511	20-55	.364	63-87	.724	21	72	93	3.4	58-1	43	69	20	49	315	11.7

JONATHAN OGUNFUYE

3

Forward | Fr. | 6-7 | 190
Houston, Texas
Spire Academy



2023-24 SEASON HIGHS		
Category	Opponent	Date
Pts.....		
Reb.....		
FG.....		
FGA.....		
3FG.....		
3FGA.....		
FT.....		
FTA.....		
Ast.....		
Stl.....		
Blk.....		
Min.....		

CAREER HIGHS		
Category	Opponent	Date
Pts.....		
Reb.....		
FG.....		
FGA.....		
3FG.....		
3FGA.....		
FT.....		
FTA.....		
Ast.....		
Stl.....		
Blk.....		
Min.....		

MISCELLANEOUS		
Category	2023-24	Career
10+ points.....	0	0
20+ points.....	0	0
5+ rebounds.....	0	0
10+ rebounds.....	0	0
2+ three-pointers.....	0	0
5+ assists.....	0	0
2+ steals.....	0	0
2+ blocks.....	0	0
Double-Doubles.....	0	0
Leading Scorer.....	0	0
Leading Rebounder.....	0	0
Assists Leader.....	0	0

2023-24 SEASON

◆ Freshman forward in his first season as a Mountaineer.

CAREER NOTES

◆ Played at Spire Academy in his final season of high school.

2023-24 Game-by-Game Statistics

Opponent	Date	MIN	FG-A	3FG-A	FT-A	O-R-D	PF	AST	TO	BLK	STL	PTS
at Maryland	DNP--Did Not Dress											
COPPIN STATE	DNP--Did Not Dress											
at Georgetown	DNP--Did Not Dress											
at American	DNP--Did Not Dress											
HOWARD	DNP--Did Not Dress											
at Manhattan	DNP--Did Not Dress											
SIENA	DNP--Did Not Dress											
at Mississippi	DNP--Did Not Dress											
at Loyola	DNP--Did Not Dress											
at Saint Francis U	DNP--Did Not Dress											
at Georgia	DNP--Did Not Dress											
LIU	DNP--Did Not Dress											
at Delaware State	DNP--Did Not Dress											
Canisius	DNP--Did Not Dress											
at Saint Peter's	DNP--Did Not Dress											
at Iona	DNP--Did Not Dress											
MARIST	DNP--Did Not Dress											
NIAGARA	DNP--Did Not Dress											
at Quinnipiac	DNP--Did Not Dress											
RIDER	DNP--Did Not Dress											
at Marist	DNP--Did Not Dress											
at Siena	DNP--Did Not Dress											
MANHATTAN	DNP--Did Not Dress											
QUINNIPAC	DNP--Did Not Dress											
at Rider	DNP--Did Not Dress											
at Fairfield	DNP--Did Not Dress											
SAINT PETER'S	DNP--Did Not Dress											
IONA												
at Canisius												
at Niagara												
FAIRFIELD												

CAREER STATISTICS

Year	GP-GS	Min/Avg	Total		3-Point		Rebounds		PF-FO		Ast		TO		Blk		Stl		Pts/Avg	
			FG-FGA	Pct	FG-FGA	Pct	FT-FTA	Pct	Off-Def	Tot	Avg									
2023-24																				
TOTAL																				



Forward | R-So. | 6-8 | 190
Ocala, Fla.
Canterbury School



2023-24 SEASON HIGHS		
Category	Opponent	Date
Pts.....16	vs. two opponents	
Reb.....10	at St. Francis U	12-15-23
FG.....7	Rider	1-27-24
FGA.....13	at Siena	2-4-24
3FG.....2	Quinnipiac	2-10-24
3FGA.....3	vs. two opponents	
FT.....4	vs. two opponents	
FTA.....7	at Georgetown	11-18-23
Ast.....4	at Rider	2-16-24
Stl.....3	vs. two opponents	
Blk.....4	at Saint Peter's	1-7-24
Min.....31	at Manhattan	12-1-23

CAREER HIGHS		
Category	Opponent	Date
Pts.....16	vs. two opponents	
Reb.....10	at St. Francis U	12-15-23
FG.....7	Rider	1-27-24
FGA.....13	at Siena	2-4-24
3FG.....2	Quinnipiac	2-10-24
3FGA.....3	vs. three opponents	
FT.....5	vs. two opponents	
FTA.....7	at Georgetown	11-18-23
Ast.....4	at Rider	2-16-24
Stl.....3	vs. two opponents	
Blk.....4	at Saint Peter's	1-7-24
Min.....31	at Manhattan	12-1-23

MISCELLANEOUS		
Category	2023-24	Career
10+ points.....	6	7
20+ points.....	0	0
5+ rebounds.....	11	12
10+ rebounds.....	1	1
2+ three-pointers.....	1	1
5+ assists.....	0	0
2+ steals.....	7	7
2+ blocks.....	7	8
Double-Doubles.....	0	0
Leading Scorer.....	1	2
Leading Rebounder.....	5	5
Assists Leader.....	2	2

2023-24 SEASON

♦ Had six points and three boards in exhibition win over Bucknell... Had six points and five rebounds in win over Coppin State...Tallied career high 14 points while adding four rebounds, three blocks and two steals at Georgetown...Had 13 points and six rebounds in double-overtime loss to Howard...His dunk with 1.7 seconds left in regulation forced the first overtime period...Recorded nine points and eight rebounds in overtime loss at Manhattan...His putback with 34 seconds left tied the score and forced overtime...Had eight points and career-high 10 rebounds in win at Saint Francis U... Made first start of season, posting five points, three rebounds, three blocks and two steals in home win over Marist...Scored career high 16 points while adding seven rebounds in the Mount's 66-62 loss to Rider...Matched career high of 16 points with seven rebounds in win at Siena...Tallied 11 points and six rebounds in home win over Manhattan...Had 10 points in home win over Quinnipiac.

CAREER NOTES

♦ Played in 27 games with a pair of starts for the Mount in his freshman season...Averaged 1.8 points and 0.9 minutes while shooting 42.5 percent from the field...Made first collegiate start at Iona and responded with career highs of 13 points and six rebounds...Sat out the 2021-22 season as a redshirt.

2023-24 Game-by-Game Statistics

Opponent	Date	MIN	FG-A	3FG-A	FT-A	O-R-D	PF	AST	TO	BLK	STL	PTS
at Maryland	11-7	18	0-1	0-0	1-3	0-2-2	0	0	0	2	0	1
COPPIN STATE	11-11	11	2-3	0-1	2-2	1-4-5	1	1	0	0	0	6
at Georgetown	11-18	26	5-7	0-1	4-7	2-2-4	3	1	0	2	3	14
at American	11-22	5	0-0	0-0	0-0	0-0-0	0	0	2	0	0	0
HOWARD	11-25	25	5-7	1-1	2-4	3-3-6	2	0	0	0	2	13
at Manhattan	12-1	31	4-11	1-3	0-0	6-2-8	3	3	0	0	1	9
SIENA	12-3	23	1-5	0-1	4-4	1-3-4	1	1	1	1	1	6
at Mississippi	12-5	21	2-5	1-2	0-0	0-4-4	5	0	1	2	1	5
at Loyola	12-9	23	3-6	1-1	0-0	1-3-4	4	0	0	0	3	7
at Saint Francis U	12-15	23	4-8	0-1	0-1	4-6-10	0	1	0	2	0	8
at Georgia	12-20	15	0-0	0-0	2-2	0-1-1	2	0	2	0	2	2
LIU	12-23	16	2-3	0-1	2-2	0-4-4	2	3	1	0	2	6
at Delaware State	12-30	25	3-5	0-2	3-5	4-2-6	1	0	0	2	0	9
Canisius	1-5	11	4-5	0-1	0-1	1-2-3	0	0	0	0	0	8
at Saint Peter's	1-7	24	1-2	0-1	0-0	1-5-6	3	1	1	4	1	2
at Iona	1-14	8	0-1	0-0	2-2	1-0-1	0	1	0	0	0	2
MARIST	1-19	22	2-4	1-3	0-0	0-3-3	2	0	2	3	2	5
NIAGARA	1-21	31	2-3	1-1	0-0	0-7-7	1	2	3	0	1	5
at Quinnipiac	1-25	24	3-7	0-2	0-0	0-6-6	0	1	1	1	0	6
RIDER	1-27	27	7-9	1-1	1-1	1-6-7	2	2	1	1	1	16
at Marist	2-2	17	2-6	0-2	2-2	0-3-3	0	1	1	0	1	6
at Siena	2-4	29	6-13	1-2	3-3	5-2-7	4	2	1	0	1	16
MANHATTAN	2-8	25	4-6	1-2	2-2	2-4-6	5	1	1	1	2	11
QUINNIPAC	2-10	24	4-6	2-2	0-0	1-3-4	2	3	0	1	1	10
at Rider	2-16	24	1-3	0-1	0-0	4-4-8	4	4	2	1	2	2
at Fairfield	2-18	13	1-2	0-0	3-4	0-3-3	2	1	0	0	0	5
SAINT PETER'S	2-23	26	4-6	0-1	0-0	1-3-4	4	2	1	1	1	8
IONA												
at Canisius												
at Niagara												
FAIRFIELD												

CAREER STATISTICS

ADEBAYO, Dola

				Field Goals		3-Point		F-Throws		Rebounds										Scoring	
SEASON	TEAM	GP-GS	MIN/AVG	FG-FGA	FG%	3FG-3FGA	3FG%	FT-FTA	FT%	OFF	DEF	TOT	AVG	PF-FO	A	TO	BLK	STL	PTS	AVG	
2022-23	MSM	27-2	153/5.7	17-40	.425	4-11	.364	11-16	.688	11	14	25	0.9	18-0	1	11	8	2	49	1.8	
2023-24	MSM	27-11	568/21.0	72-134	.537	11-33	.333	33-45	.733	39	87	126	4.7	53-2	31	21	24	28	188	7.0	
TOTAL		54-13	721/13.3	89-174	.511	15-44	.341	44-61	.721	50	101	151	2.8	71-2	32	32	32	30	237	4.4	

MALCOLM DREAD

5

Guard | So. | 6-4 | 210
Detroit, Mich.
Gonzaga (D.C.)



2023-24 SEASON

◆ In his first season with the Mount after transferring from Richmond...Made Mount debut against Siena, recording pair of rebounds in two minutes of action...Scored first collegiate points in 87-59 win over LIU...Hit three-pointer at Fairfield.

CAREER NOTES

◆ Played in three games for Richmond last year after sitting out the 2021-22 season as a redshirt.

2023-24 SEASON HIGHS

Category	Opponent	Date
Pts.....3	at Fairfield	2-18-24
Reb.....2	Siena	12-3-23
FG.....1	vs. two opponents	
FGA.....2	at Fairfield	2-18-24
3FG.....1	at Fairfield	2-18-24
3FGA.....2	at Fairfield	2-18-24
FT.....		
FTA.....		
Ast.....		
Stl.....1	at Fairfield	2-18-24
Blk.....		
Min.....3	vs. two opponents	

CAREER HIGHS

Category	Opponent	Date
Pts.....3	at Fairfield	2-18-24
Reb.....2	vs. two opponents	
FG.....1	vs. two opponents	
FGA.....2	at Fairfield	2-18-24
3FG.....1	at Fairfield	2-18-24
3FGA.....2	at Fairfield	2-18-24
FT.....		
FTA.....		
Ast.....		
Stl.....1	at Fairfield	2-18-24
Blk.....		
Min.....3	vs. three opponents	

MISCELLANEOUS

Category	2023-24	Career
10+ points.....	0	0
20+ points.....	0	0
5+ rebounds.....	0	0
10+ rebounds.....	0	0
2+ three-pointers.....	0	0
5+ assists.....	0	0
2+ steals.....	0	0
2+ blocks.....	0	0
Double-Doubles.....	0	0
Leading Scorer.....	0	0
Leading Rebounder.....	0	0
Assists Leader.....	0	0

2023-24 Game-by-Game Statistics

Opponent	Date	MIN	FG-A	3FG-A	FT-A	O-R-D	PF	AST	TO	BLK	STL	PTS
at Maryland	DNP-Did Not Dress											
COPPIN STATE	DNP-Did Not Dress											
at Georgetown	DNP-Did Not Dress											
at American	DNP-Did Not Dress											
HOWARD	DNP-Coaches Decision											
at Manhattan	DNP-Coaches Decision											
SIENA	12-3	2	0-0	0-0	0-0	0-2-2	1	0	0	0	0	0
at Mississippi	DNP-Coaches Decision											
at Loyola	DNP-Coaches Decision											
at Saint Francis U	DNP-Coaches Decision											
at Georgia	DNP-Coaches Decision											
LIU	12-23	3	1-1	0-0	0-0	0-0-0	0	0	0	0	0	2
at Delaware State	DNP-Coaches Decision											
Canisius	DNP-Did Not Dress											
at Saint Peter's	DNP-Did Not Dress											
at Iona	DNP-Did Not Dress											
MARIST	1-19	1	0-0	0-0	0-0	0-0-0	0	0	0	0	0	0
NIAGARA	DNP-Coaches Decision											
at Quinnipiac	1-25	1	0-0	0-0	0-0	0-0-0	0	0	0	0	0	0
RIDER	DNP-Coaches Decision											
at Marist	2-2	2	0-0	0-0	0-0	0-0-0	0	0	0	0	0	0
at Siena	DNP-Coaches Decision											
MANHATTAN	DNP-Coaches Decision											
QUINNIPIAC	DNP-Coaches Decision											
at Rider	DNP-Coaches Decision											
at Fairfield	2-18	3	1-2	1-2	0-0	0-0-0	0	0	0	0	1	3
SAINT PETER'S	DNP-Coaches Decision											
IONA												
at Canisius												
at Niagara												
FAIRFIELD												

CAREER STATISTICS

DREAD, Malcolm

				Field Goals		3-Point		F-Throws		Rebounds								Scoring		
SEASON	TEAM	GP-GS	MIN/AVG	FG-FGA	FG%	3FG-3FGA	3FG%	FT-FTA	FT%	OFF	DEF	TOT	AVG	PF-FO	A	TO	BLK	STL	PTS	AVG
2022-23	UR	3-0	6/2.1	0-2	.000	0-1	.000	0-0	.000	0	2	2	0.7	0-0	0	0	0	0	0	0.0
2023-24	MSM	6-0	12/1.9	2-3	.667	1-2	.500	0-0	.000	0	2	2	0.3	1-0	0	0	0	1	5	0.8
TOTAL FOR MSM		6-0	12/1.9	2-3	.667	1-2	.500	0-0	.000	0	2	2	0.3	1-0	0	0	0	1	5	0.8
TOTAL		9-0	18/2.0	2-5	.400	1-3	.333	0-0	.000	0	4	4	0.4	1-0	0	0	0	1	5	0.6

PATRICK HAIGH 10

Guard | Fr. | 6-4 | 190
Altoona, Pa.
Bishop Guilfoyle



2023-24 SEASON

◆ In his first season as a walk-on for the Mountaineers...Made collegiate debut against Siena, recording one assist in two minutes of action...Scored first collegiate points on a three-pointer at Iona...Hit three-pointer in career-best 12 minutes of action at Fairfield...Scored six points, hitting 2-of-2 from three-point range, in 70-65 loss to Saint Peter's.

CAREER NOTES

◆ Broke Bishop Guilfoyle's all-time scoring record by recording 1,744 career points during his high school career...Led his team to the Laurel Highlands Athletic Conference (LHAC) Championship as a senior...Named to the LHAC All-Star team...Named First Team All-State in Class 3A in Pennsylvania.

2023-24 SEASON HIGHS

Category	Opponent	Date
Pts.....6	Saint Peter's	2-23-24
Reb.....1	Saint Peter's	2-23-24
FG.....2	Saint Peter's	2-23-24
FGA.....2	vs. two opponents	
3FG.....2	Saint Peter's	2-23-24
3FGA.....2	vs. two opponents	
FT.....		
FTA.....		
Ass.....1	vs. two opponents	
Stl.....		
Blk.....		
Min.....12	at Fairfield	2-18-24

CAREER HIGHS

Category	Opponent	Date
Pts.....6	Saint Peter's	2-23-24
Reb.....1	Saint Peter's	2-23-24
FG.....2	Saint Peter's	2-23-24
FGA.....2	vs. two opponents	
3FG.....2	Saint Peter's	2-23-24
3FGA.....2	vs. two opponents	
FT.....		
FTA.....		
Ass.....1	vs. two opponents	
Stl.....		
Blk.....		
Min.....12	at Fairfield	2-18-24

MISCELLANEOUS

Category	2023-24	Career
10+ points.....	0	0
20+ points.....	0	0
5+ rebounds.....	0	0
10+ rebounds.....	0	0
2+ three-pointers.....	1	1
5+ assists.....	0	0
2+ steals.....	0	0
2+ blocks.....	0	0
Double-Doubles.....	0	0
Leading Scorer.....	0	0
Leading Rebounder.....	0	0
Assists Leader.....	0	0

2023-24 Game-by-Game Statistics

Opponent	Date	MIN	FG-A	3FG-A	FT-A	O-R-D	PF	AST	TO	BLK	STL	PTS
at Maryland	DNP--Coaches Decision											
COPPIN STATE	DNP--Coaches Decision											
at Georgetown	DNP--Coaches Decision											
at American	DNP--Coaches Decision											
HOWARD	DNP--Coaches Decision											
at Manhattan	DNP--Coaches Decision											
SIENA	12-3	2	0-1	0-0	0-0	0-0-0	0	1	0	0	0	0
at Mississippi	DNP--Coaches Decision											
at Loyola	DNP--Coaches Decision											
at Saint Francis U	DNP--Coaches Decision											
at Georgia	DNP--Coaches Decision											
LIU	12-23	4	0-1	0-1	0-0	0-0-0	1	0	0	0	0	0
at Delaware State	DNP--Coaches Decision											
Canisius	DNP--Coaches Decision											
at Saint Peter's	DNP--Coaches Decision											
at Iona	1-14	2	1-1	1-1	0-0	0-0-0	0	0	0	0	0	3
MARIST	1-19	1	0-0	0-0	0-0	0-0-0	0	0	0	0	0	0
NIAGARA	DNP--Coaches Decision											
at Quinnipiac	1-25	4	0-1	0-1	0-0	0-0-0	0	0	0	0	0	0
RIDER	DNP--Coaches Decision											
at Marist	2-2	2	0-0	0-0	0-0	0-0-0	0	0	0	0	0	0
at Siena	DNP--Coaches Decision											
MANHATTAN	DNP--Coaches Decision											
QUINNIPAC	DNP--Coaches Decision											
at Rider	DNP--Coaches Decision											
at Fairfield	2-18	12	1-2	1-2	0-0	0-1-1	0	1	1	0	0	3
SAINT PETER'S	2-23	8	2-2	2-2	0-0	1-0-1	0	0	0	0	0	6
IONA												
at Canisius												
at Niagara												
FAIRFIELD												

CAREER STATISTICS

HAIGH, Patrick

				Field Goals		3-Point		F-Throws		Rebounds									Scoring	
SEASON	TEAM	GP-GS	MIN/AVG	FG-FGA	FG%	3FG-3FGA	3FG%	FT-FTA	FT%	OFF	DEF	TOT	AVG	PF-FO	A	TO	BLK	STL	PTS	AVG
2023-24	MSM	8-0	35/4.3	4-8	.500	4-7	.571	0-0	.000	1	1	2	0.3	1-0	2	1	0	0	12	1.5
TOTAL		8-0	35/4.3	4-8	.500	4-7	.571	0-0	.000	1	1	2	0.3	1-0	2	1	0	0	12	1.5

GEORGE TINSLEY 11

Forward | Gr. | 6-6 | 210
Clarks Summit, Pa.
Abington Heights



2023-24 SEASON HIGHS

Category	Opponent	Date
Pts.....18	Canisius	1-5-24
Reb.....10	LIU	12-23-23
FG.....7	Canisius	1-5-24
FGA.....10	Canisius	1-5-24
3FG.....4	Canisius	1-5-24
3FGA.....5	Canisius	1-5-24
FT.....3	vs. two opponents	
FTA.....6	LIU	12-23-23
Ast.....4	vs. two opponents	
Stl.....2	vs. three opponents	
Blk.....2	at American	11-22-23
Min.....35	at American	11-22-23

CAREER HIGHS

Category	Opponent	Date
Pts.....25	at Hartford	1-19-20
Reb.....13	UMBC	1-8-20
FG.....9	at Loyola (Md.)	12-1-19
FGA.....19	at Loyola (Md.)	12-1-19
3FG.....6	vs. two opponents	
3FGA.....12	at Loyola (Md.)	12-1-19
FT.....5	vs. two opponents	
FTA.....6	vs. four opponents	
Ast.....8	at Marist	12-6-20
Stl.....5	UMass Lowell	2-20-22
Blk.....4	vs. two opponents	
Min.....45	Boston Univ.	12-7-19

MISCELLANEOUS

Category	2023-24	Career
10+ points.....	4	42
20+ points.....	0	3
5+ rebounds.....	13	86
10+ rebounds.....	1	15
2+ three-pointers.....	1	28
5+ assists.....	0	8
2+ steals.....	3	23
2+ blocks.....	1	14
Double-Doubles.....	1	8
Leading Scorer.....	1	2
Leading Rebounder.....	7	19
Assists Leader.....	3	7

2023-24 SEASON

♦ Played 45 minutes in Bucknell exhibition victory, finishing with eight points, four boards and three assists...Had a team-high seven rebounds in season opener at Maryland...Had 11 points, eight rebounds and four assists in win over Coppin State...Recorded nine points and five boards at Georgia...Notched double-double with season highs of 16 points and 10 rebounds in win over LIU...Had 18 points, hitting 4-of-5 from three-point range, in win over Canisius...Tallied 11 points and five boards at Iona.

CAREER NOTES

♦ Averaged 7.1 points and 6.0 rebounds for the Mountaineers in his first season after transferring from Binghamton...Scored double figures on nine occasions while collecting 10 or more rebounds in a game four times...Recorded two double-doubles on the year...Named America East Rookie of the Year after averaging 11.6 points and 7.4 rebounds per game for Binghamton in 2019-20.

2023-24 Game-by-Game Statistics

Opponent	Date	MIN	FG-A	3FG-A	FT-A	O-R-D	PF	AST	TO	BLK	STL	PTS
at Maryland	11-7	28	1-5	0-3	0-0	4-3-7	1	0	2	0	0	2
COPPIN STATE	11-11	31	4-8	1-2	2-2	3-5-8	2	4	4	0	1	11
at Georgetown	11-18	16	1-2	0-1	0-0	0-1-1	0	1	0	0	0	2
at American	11-22	35	3-4	0-1	0-0	1-2-3	2	3	1	2	2	6
HOWARD	11-25	25	0-3	0-2	0-0	0-2-2	2	3	1	1	0	0
at Manhattan	12-1	18	0-2	0-2	0-0	1-3-4	0	1	0	1	0	0
SIENA	12-3	19	3-3	0-0	0-0	0-2-2	1	1	1	0	1	6
at Mississippi	12-5	24	4-7	0-1	0-0	2-4-6	2	1	0	0	0	8
at Loyola	12-9	20	0-2	0-2	3-4	0-1-1	0	0	0	0	1	3
at Saint Francis U	12-15	20	1-2	0-0	1-2	4-2-6	0	0	3	1	1	3
at Georgia	12-20	23	4-5	0-1	1-1	1-4-5	3	0	1	1	0	9
LIU	12-23	28	6-8	1-2	3-6	3-7-10	3	1	0	1	1	16
at Delaware State	12-30	18	2-3	0-0	0-0	1-0-1	3	0	0	0	0	4
Canisius	1-5	29	7-10	4-5	0-1	5-2-7	1	1	1	0	0	18
at Saint Peter's	1-7	22	3-4	0-1	0-0	1-2-3	2	1	2	1	0	6
at Iona	1-14	34	4-7	0-1	2-2	2-3-5	1	1	1	0	1	11
MARIST	1-19	25	2-3	0-1	0-1	3-2-5	1	2	1	0	2	5
NIAGARA	1-21	28	3-4	0-0	0-1	0-3-3	0	3	0	0	0	6
at Quinnipiac	1-25	20	1-3	0-2	0-0	1-1-2	0	0	3	0	0	2
RIDER	1-27	22	0-3	0-2	0-0	1-1-2	2	0	0	0	1	0
at Marist	2-2	20	2-3	0-0	0-0	4-1-5	0	1	0	0	0	4
at Siena	2-4	11	0-0	0-0	0-0	1-0-1	0	0	1	0	0	0
MANHATTAN	2-8	19	2-5	0-3	2-2	0-3-3	2	1	1	0	0	6
QUINNIPAC	2-10	27	2-4	0-0	1-2	4-4-8	0	2	0	0	2	5
at Rider	2-16	18	0-1	0-0	2-2	1-4-5	1	1	0	1	0	2
at Fairfield	2-18	31	1-4	1-2	0-0	0-7-7	0	4	1	0	0	3
SAINT PETER'S	2-23	33	0-1	0-0	0-2	0-4-4	0	0	1	0	0	0
IONA												
at Canisius												
at Niagara												
FAIRFIELD												

CAREER STATISTICS

TINSLEY, George

SEASON	TEAM	GP-GS	MIN/AVG	Field Goals		3-Point		F-Throws		Rebounds				Scoring				
				FG-FGA	FG%	3FG-3FGA	3FG%	FT-FTA	FT%	OFF	DEF	TOT	AVG	PF-FO	A	TO	BLK	STL
2019-20	Bingha	28-28	1075/38.4	116-285	.407	54-166	.325	40-56	.714	66	141	207	7.4	65-1	50	48	31	30
2020-21	Bingha	18-18	589/32.7	61-150	.407	15-57	.263	16-29	.552	39	79	118	6.6	40-2	41	28	7	13
2021-22	Bingha	28-10	488/17.4	49-105	.467	13-43	.302	16-24	.667	39	61	100	3.6	13-0	26	19	4	13
2022-23	MSM	33-31	1065/32.3	90-218	.413	24-83	.289	30-43	.698	84	114	198	6.0	65-0	43	43	16	26
2023-24	MSM	27-26	644/23.9	56-106	.528	8-34	.235	17-28	.607	43	73	116	4.3	29-0	32	25	9	13
TOTAL FOR MSM		60-57	1709/28.5	146-324	.451	32-117	.274	47-71	.662	127	187	314	5.2	94-0	75	68	25	39
TOTAL		134-113	3861/28.8	372-864	.431	114-383	.298	119-180	.661	271	468	739	5.5	212-3	192	163	67	95

NCAA TOURNAMENT 1995, 1999, 2008, 2014, 2017, 2021

JEDY CORDILIA 12

Forward | Jr. | 6-9 | 210
Tilburg, Netherlands
West Nottingham Academy (Md.)



2023-24 SEASON HIGHS

Category	Opponent	Date
Pts.....16	Howard	11-25-23
Reb.....11	at Manhattan	12-1-23
FG.....7	at Rider	2-16-24
FGA.....11	at Rider	2-16-24
3FG.....		
3FGA.....3	at Delaware St.	12-30-23
FT.....5	at Saint Peter's	1-7-24
FTA.....6	vs. three opponents	
Ast.....2	vs. two opponents	
Stl.....2	vs. three opponents	
Blk.....3	Quinnipiac	2-10-24
Min.....40	Howard	11-25-23

CAREER HIGHS

Category	Opponent	Date
Pts.....22	at Quinnipiac	2-5-23
Reb.....11	vs. two opponents	
FG.....11	at Quinnipiac	2-5-23
FGA.....13	vs. three opponents	
3FG.....1	Rider	12-3-22
3FGA.....3	at Delaware St.	12-30-23
FT.....5	at Saint Peter's	1-7-24
FTA.....6	vs. three opponents	
Ast.....3	Canisius	2-19-23
Stl.....2	vs. five opponents	
Blk.....3	Quinnipiac	2-10-24
Min.....40	Howard	11-25-23

MISCELLANEOUS

Category	2023-24	Career
10+ points.....	7	16
20+ points.....	0	1
5+ rebounds.....	13	27
10+ rebounds.....	1	2
2+ three-pointers.....	0	0
5+ assists.....	0	0
2+ steals.....	3	5
2+ blocks.....	2	5
Double-Doubles.....	1	2
Leading Scorer.....	1	4
Leading Rebounder.....	5	12
Assists Leader.....	0	0

2023-24 SEASON

♦ Had four points and four rebounds in 20 minutes of action in Bucknell exhibition win...Had four points and six boards in season opener at Maryland...Had 13 points and seven boards at American...Had 16 points and eight rebounds in double-overtime loss to Howard...Recorded second career double-double with 13 points and 11 rebounds at Manhattan...Tallied 10 points in win at Loyola...Had 13 points on 6-of-7 shooting at Georgia...Had 10 points and six boards in win over LIU...Had 14 points and seven rebounds in loss at Rider.

CAREER NOTES

♦ Appeared in 32 games with 13 starts for the Mountaineers last season...Averaged 6.7 points and 3.8 rebounds while shooting 58.2 percent from the floor and 87.5 percent (35-of-40) at the foul line...Scored in double figures nine times...Scored career high 22 points while adding eight boards at Quinnipiac.

2023-24 Game-by-Game Statistics

Opponent	Date	MIN	FG-A	3FG-A	FT-A	O-R-D	PF	AST	TO	BLK	STL	PTS
at Maryland	11-7	14	2-5	0-0	0-0	2-4-6	5	0	1	0	0	4
COPPIN STATE	11-11	20	1-1	0-0	2-2	0-5-5	4	0	3	1	0	4
at Georgetown	11-18	14	1-3	0-0	0-0	0-0-0	3	0	3	0	2	2
at American	11-22	22	6-9	0-1	1-2	5-2-7	5	1	2	0	0	13
HOWARD	11-25	40	6-8	0-0	4-6	5-3-8	5	0	0	0	0	16
at Manhattan	12-1	30	5-8	0-0	3-4	3-8-11	3	1	3	0	1	13
SIENA	12-3	22	0-2	0-0	2-2	0-4-4	0	1	0	1	0	2
at Mississippi	12-5	14	1-4	0-0	0-0	2-1-3	1	0	1	1	0	2
at Loyola	12-9	14	5-7	0-0	0-0	0-0-0	3	1	1	1	2	10
at Saint Francis II	12-15	10	0-4	0-0	0-0	2-1-3	3	0	1	0	1	0
at Georgia	12-20	21	6-7	0-0	1-2	0-3-3	5	2	1	0	0	13
LIU	12-23	18	3-5	0-0	4-6	1-5-6	3	0	0	0	0	10
at Delaware State	12-30	30	2-7	0-3	3-3	0-8-8	2	0	2	0	0	7
Canisius	1-5	24	3-3	0-0	0-0	1-4-5	4	2	4	0	0	6
at Saint Peter's	1-7	29	2-4	0-0	5-6	0-3-3	3	0	1	2	0	9
at Iona	1-14	12	3-7	0-0	1-2	1-2-3	4	0	0	1	0	7
MARIST	1-19	23	3-5	0-0	3-4	2-5-7	0	2	0	0	2	9
NIAGARA	1-21	17	3-5	0-0	0-0	1-2-3	1	1	3	0	1	6
at Quinnipiac	1-25	16	3-4	0-0	0-0	1-6-7	0	2	1	0	1	6
RIDER	1-27	24	2-3	0-0	0-0	1-1-2	2	0	2	0	0	4
at Marist	2-2	21	2-7	0-0	0-0	2-4-6	1	0	1	0	1	4
at Siena	2-4	17	2-5	0-0	0-0	2-1-3	1	1	0	0	1	4
MANHATTAN	2-8	18	3-4	0-0	1-1	1-1-2	3	1	1	1	0	7
QUINNIPAC	2-10	12	2-3	0-0	0-0	0-1-1	0	1	1	3	0	4
at Rider	2-16	26	7-11	0-1	0-1	1-6-7	4	0	3	1	0	14
at Fairfield	2-18	18	3-4	0-0	0-1	2-4-7	0	0	0	0	0	6
SAINT PETER'S	2-23	23	3-6	0-0	0-0	1-3-4	2	1	2	1	1	6
IONA												
at Canisius												
at Niagara												
FAIRFIELD												

CAREER STATISTICS

CORDILIA, Jedy

SEASON	TEAM	GP-GS	MIN/AVG	Field Goals		3-Point		F-Throws		Rebounds				Scoring			
				FG-FGA	FG%	3FG-3FGA	3FG%	FT-FTA	FT%	OFF	DEF	TOT	AVG	PF-FO	A	TO	BLK
2021-22	MSM	24-1	107/4.5	14-23	.609	0-0	.000	5-9	.556	14	21	35	1.5	15-0	3	11	1
2022-23	MSM	32-13	571/17.9	89-153	.582	1-6	.167	35-40	.875	37	83	120	3.8	80-7	16	33	12
2023-24	MSM	27-27	548/20.3	79-141	.560	0-5	.000	30-42	.714	36	87	123	4.6	67-4	17	37	14
TOTAL		83-41	1226/14.8	182-317	.574	1-11	.091	70-91	.769	87	191	278	3.3	162-11	36	81	27

DALLAS HOBBS 13

Guard | Fr. | 6-1 | 160
Dallas, Texas
Dynamic Prep



2023-24 SEASON HIGHS		
Category	Opponent	Date
Pts.....20	vs. two opponents	
Reb.....10	at Georgetown	11-18-23
FG.....7	vs. two opponents	
FGA.....15	Howard	11-25-23
3FG.....3	at Saint Peter's	1-7-24
3FGA.....6	vs. three opponents	
FT.....8	at Loyola	12-9-23
FTA.....9	at Loyola	12-9-23
Ast.....8	LIU	12-23-23
Stl.....3	vs. two opponents	
Blk.....1	vs. two opponents	
Min.....40	Howard	11-25-23

CAREER HIGHS		
Category	Opponent	Date
Pts.....20	vs. two opponents	
Reb.....10	at Georgetown	11-18-23
FG.....7	vs. two opponents	
FGA.....15	Howard	11-25-23
3FG.....3	at Saint Peter's	1-7-24
3FGA.....6	vs. three opponents	
FT.....8	at Loyola	12-9-23
FTA.....9	at Loyola	12-9-23
Ast.....8	LIU	12-23-23
Stl.....3	vs. two opponents	
Blk.....1	vs. two opponents	
Min.....40	Howard	11-25-23

MISCELLANEOUS		
Category	2023-24	Career
10+ points.....	7	7
20+ points.....	2	2
5+ rebounds.....	8	8
10+ rebounds.....	1	1
2+ three-pointers.....	5	5
5+ assists.....	6	6
2+ steals.....	4	4
2+ blocks.....	0	0
Double-Doubles.....	1	1
Leading Scorer.....	1	1
Leading Rebounder.....	2	2
Assists Leader.....	7	7

2023-24 SEASON

♦ Hit 7-of-8 from the foul line to finish with seven points in the Mount's exhibition win over Bucknell...Had nine points in collegiate debut at Maryland...Made first collegiate start at Georgetown, recording 10 points, 10 rebounds and five assists for his first career double-double...Had 20 points, four rebounds and three assists against Howard...Had seven points, seven rebounds and seven assists in overtime loss at Manhattan...Dished out season high eight assists in win over LIU...Notched 16 points, six rebounds, five assists and three steals at Delaware State...Had 11 points and five assists off the bench in win over Canisius...Had 12 points in the Mount's loss to Niagara.

CAREER NOTES

♦ Averaged 11 points and 4.5 assists at Dynamic Prep as a senior.

2023-24 Game-by-Game Statistics

Opponent	Date	MIN	FG-A	3FG-A	FT-A	O-R-D	PF	AST	TO	BLK	STL	PTS
at Maryland	11-7	22	4-11	0-1	1-1	0-1-1	2	1	1	0	1	9
COPPIN STATE	11-11	12	0-3	0-1	2-2	0-1-1	1	1	1	0	0	2
at Georgetown	11-18	31	4-13	1-1	1-2	4-6-10	3	5	3	0	2	10
at American	11-22	27	2-8	1-3	3-6	0-5-5	4	1	0	0	1	8
HOWARD	11-25	40	7-15	1-2	5-5	0-4-4	4	3	2	0	1	20
at Manhattan	12-1	26	3-9	1-3	0-0	1-6-7	2	7	2	0	0	7
SIENA	12-3	23	2-6	0-1	2-2	0-2-2	3	2	6	0	1	6
at Mississippi	12-5	20	1-6	0-1	1-2	0-0-0	3	1	2	0	0	3
at Loyola	12-9	32	5-7	2-2	8-9	0-2-2	1	3	2	0	1	20
at Saint Francis II	12-15	26	1-4	0-2	1-2	0-1-1	1	2	3	1	0	3
at Georgia	12-20	26	2-7	0-1	3-4	1-6-7	4	6	1	0	0	7
LIU	12-23	24	1-4	1-3	0-0	0-1-1	3	8	3	0	0	3
at Delaware State	12-30	30	7-14	2-6	0-3	2-4-6	1	5	3	0	3	16
Canisius	1-5	25	4-9	1-4	2-2	1-0-1	1	5	2	0	2	11
at Saint Peter's	1-7	25	5-10	3-6	3-5	1-4-5	5	1	5	0	3	16
at Iona	1-14	23	1-7	1-6	2-2	0-2-2	3	0	2	1	0	5
MARIST	1-19	11	1-7	0-3	0-0	0-2-2	0	2	1	0	0	2
NIAGARA	1-21	23	4-6	0-0	4-5	0-1-1	5	0	0	0	1	12
at Quinnipiac	1-25	20	1-7	1-4	3-4	2-0-2	2	2	3	0	1	6
RIDER	1-27	19	1-3	1-3	0-0	0-2-2	1	1	1	0	0	3
at Marist	2-2	24	3-7	2-3	1-2	0-5-5	1	2	3	0	0	9
at Siena	2-4	19	3-4	2-3	0-0	1-4-5	0	2	2	0	0	8
MANHATTAN	2-8	17	0-4	0-3	0-0	0-3-3	3	1	1	0	0	0
QUINNIPAC	2-10	13	0-3	0-1	0-0	1-3-4	1	3	3	0	0	0
at Rider	2-16	16	3-5	1-2	0-0	0-4-4	1	1	4	0	1	7
at Fairfield	DNP--Did Not Dress											
SAINT PETER'S	DNP--Did Not Dress											
IONA												
at Canisius												
at Niagara												
FAIRFIELD												

CAREER STATISTICS

HOBBS, Dallas

				Field Goals		3-Point		F-Throws		Rebounds								Scoring		
SEASON	TEAM	GP-GS	MIN/AVG	FG-FGA	FG%	3FG-3FGA	3FG%	FT-FTA	FT%	OFF	DEF	TOT	AVG	PF-FO	A	TO	BLK	STL	PTS	AVG
2023-24	MSM	25-11	574/23.0	65-179	.363	21-65	.323	42-58	.724	14	69	83	3.3	55-2	65	55	2	18	193	7.7
TOTAL		25-11	574/23.0	65-179	.363	21-65	.323	42-58	.724	14	69	83	3.3	55-2	65	55	2	18	193	7.7

TERRELL ARD, JR. 15

Forward | Jr. | 6-7 | 220
Marietta, Ga.
Putnam Science Academy (Conn.)



2023-24 SEASON HIGHS		
Category	Opponent	Date
Pts.....11	Manhattan	2-8-24
Reb.....8	Marist	1-19-24
FG.....5	LIU	12-23-23
FGA.....9	vs. two opponents	
3FG.....		
3FGA.....2	vs. two opponents	
FT.....3	vManhattan	2-8-24
FTA.....4	vs. three opponents	
Ast.....2	vs. three opponents	
Stl.....1	vs. five opponents	
Blk.....2	Saint Peter's	2-23-24
Min.....21	at Iona	1-14-24

CAREER HIGHS		
Category	Opponent	Date
Pts.....18	at Winthrop	1-4-23
Reb.....14	at UAB	11-16-22
FG.....7	two times	
FGA.....15	at UNC Asheville	1-25-23
3FG.....1	six times	
3FGA.....3	at Gardner-Webb	2-4-23
FT.....7	Radford	2-1-23
FTA.....13	Radford	2-1-23
Ast.....4	at Charleston So.	2-25-23
Stl.....4	at USC Upstate	1-18-23
Blk.....2	three times	
Min.....38	Radford	2-1-23

MISCELLANEOUS		
Category	2023-24	Career
10+ points.....	2	11
20+ points.....	0	0
5+ rebounds.....	2	29
10+ rebounds.....	0	4
2+ three-pointers.....	0	0
5+ assists.....	0	0
2+ steals.....	0	7
2+ blocks.....	1	3
Double-Doubles.....	0	1
Leading Scorer.....	0	0
Leading Rebounder.....	1	1
Assists Leader.....	0	0

2023-24 SEASON

♦ Ard, Jr., joins the Mountaineers this season after transferring from Presbyterian...A two-time transfer, made collegiate debut at Georgia after the NCAA ruled two-time transfers immediately eligible...Had a pair of rebounds in seven minutes against Georgia in his first game as a Mountaineer...Scored 10 points in his second appearances for the Mount in win over LIU...Had nine points and three boards at Iona...Grabbed team-high eight rebounds in win over Marist...Scored season-high 11 points while adding seven rebounds in home win over Manhattan.

CAREER NOTES

♦ Averaged 7.1 points and a team-high 5.8 rebounds last season at Presbyterian...Had seven double-figure scoring games and three with double figures in rebounds...Began his career at UAB, playing four games before suffering season-ending ACL injury during his freshman season.

2023-24 Game-by-Game Statistics

Opponent	Date	MIN	FG-A	3FG-A	FT-A	O-R-D	PF	AST	TO	BLK	STL	PTS
at Maryland	DNP--Did Not Dress											
COPPIN STATE	DNP--Did Not Dress											
at Georgetown	DNP--Did Not Dress											
at American	DNP--Did Not Dress											
HOWARD	DNP--Did Not Dress											
at Manhattan	DNP--Did Not Dress											
SIENA	DNP--Did Not Dress											
at Mississippi	DNP--Did Not Dress											
at Loyola	DNP--Did Not Dress											
at Saint Francis U	DNP--Did Not Dress											
at Georgia	12-20	7	0-3	0-0	0-0	0-2-2	1	0	0	0	0	0
LIU	12-23	14	5-9	0-2	0-0	0-3-3	2	0	1	0	1	10
at Delaware State	12-30	6	0-1	0-0	0-0	0-1-1	0	0	0	0	0	0
Canisius	DNP--Did Not Dress											
at Saint Peter's	DNP--Did Not Dress											
at Iona	1-14	21	4-6	0-0	1-2	0-3-3	3	1	1	0	1	9
MARIST	1-19	12	0-3	0-0	1-2	4-4-8	2	1	2	0	1	1
NIAGARA	1-21	8	1-1	0-0	2-2	1-1-2	1	0	2	0	0	4
at Quinnipiac	1-25	4	0-0	0-0	0-0	1-0-1	0	0	2	0	0	0
RIDER	DNP--Coaches Decision											
at Marist	2-2	13	0-3	0-1	0-0	2-0-2	3	2	0	1	0	0
at Siena	2-4	10	2-5	0-2	2-4	0-1-1	1	0	0	0	0	6
MANHATTAN	2-8	13	4-9	0-1	3-4	5-2-7	0	2	1	0	1	11
QUINNIPAC	2-10	14	3-6	0-1	2-4	0-2-2	4	0	0	0	0	8
at Rider	2-16	16	1-4	0-0	0-0	0-3-3	0	0	2	0	1	2
at Fairfield	2-18	19	4-6	0-0	0-0	0-4-4	0	2	4	1	0	8
SAINT PETER'S	2-23	14	1-5	0-0	2-2	1-3-4	3	0	2	2	0	4
IONA												
at Canisius												
at Niagara												
FAIRFIELD												

CAREER STATISTICS

ARD, JR., Terrell

				Field Goals		3-Point		F-Throws		Rebounds									Scoring	
SEASON	TEAM	GP-GS	MIN/AVG	FG-FGA	FG%	3FG-3FGA	3FG%	FT-FTA	FT%	OFF	DEF	TOT	AVG	PF-FO	A	TO	BLK	STL	PTS	AVG
2020-21	UAB	4-0	8/2.1	1-1	1.000	0-0	.000	0-0	.000	0	2	2	0.5	1-0	0	0	0	0	2	0.5
2021-22	Presb	31-13	510/16.5	46-119	.387	3-14	.214	25-46	.543	32	74	106	3.4	51-2	30	36	9	15	120	3.9
2022-23	Presb	32-30	777/24.3	87-201	.433	3-12	.250	50-95	.526	59	126	185	5.8	72-2	37	65	11	25	227	7.1
2023-24	MSM	14-0	173/12.4	25-61	.410	0-7	.000	13-20	.650	14	29	43	3.1	20-0	8	17	4	5	63	4.5
TOTAL FOR MSM		14-0	173/12.4	25-61	.410	0-7	.000	13-20	.650	14	29	43	3.1	20-0	8	17	4	5	63	4.5
TOTAL		81-43	1469/18.1	159-382	.416	6-33	.182	88-161	.547	105	231	336	4.1	144-4	75	118	24	45	412	5.1

NCAA TOURNAMENT 1995, 1999, 2008, 2014, 2017, 2021

RONALD JESSAMY

21

Forward | Fr. | 6-8 | 210
Philadelphia, Pa.
Palmetto Ridge (Fla.)



2023-24 SEASON HIGHS		
Category	Opponent	Date
Pts.....11	vs. two opponents	
Reb.....6	vs. three opponents	
FG.....5	at Quinnipiac	1-25-24
FGA.....6	vs. two opponents	
3FG.....		
3FGA.....		
FT.....6	at Siena	2-4-24
FTA.....7	Quinnipiac	2-10-24
Ast.....2	at Georgetown	11-18-23
Stl.....3	Rider	1-27-24
Blk.....2	at Rider	2-16-24
Min.....22	Siena	2-10-24

CAREER HIGHS		
Category	Opponent	Date
Pts.....11	vs. two opponents	
Reb.....6	vs. three opponents	
FG.....5	at Quinnipiac	1-25-24
FGA.....6	vs. two opponents	
3FG.....		
3FGA.....		
FT.....6	at Siena	2-4-24
FTA.....7	Quinnipiac	2-10-24
Ast.....2	at Georgetown	11-18-23
Stl.....3	Rider	1-27-24
Blk.....2	at Rider	2-16-24
Min.....22	Siena	2-10-24

MISCELLANEOUS		
Category	2023-24	Career
10+ points.....	4	4
20+ points.....	0	0
5+ rebounds.....	5	5
10+ rebounds.....	0	0
2+ three-pointers.....	0	0
5+ assists.....	0	0
2+ steals.....	1	1
2+ blocks.....	1	1
Double-Doubles.....	0	0
Leading Scorer.....	0	0
Leading Rebounder.....	0	0
Assists Leader.....	0	0

2023-24 SEASON

◆Made collegiate debut at Maryland, finishing with seven points and six rebounds in just seven minutes of action...Had seven points and six boards in win over Coppin State...Had six points in win over Canisius...Scored eight points in loss to Niagara...Tallied career-best 11 points, hitting 5-of-6 from the field, in the Mount's loss at Quinnipiac...Had 10 points, four rebounds and three steals in 66-62 loss to Rider...Matched career high with 11 points while adding six boards in the Mount's win over Manhattan...Had 10 points and five rebounds in win over Quinnipiac.

CAREER NOTES

◆Played in three games last year before season was cut short due to injury

2023-24 Game-by-Game Statistics

Opponent	Date	MIN	FG-A	3FG-A	FT-A	O-R-D	PF	AST	TO	BLK	STL	PTS
at Maryland	11-7	7	2-3	0-0	3-4	4-2-6	1	0	0	0	0	7
COPPIN STATE	11-11	7	3-3	0-0	1-1	2-4-6	0	0	3	0	0	7
at Georgetown	11-18	17	2-3	0-0	0-0	2-1-3	4	2	1	0	1	4
at American	11-22	1	0-1	0-0	0-0	0-0-0	1	0	0	0	0	0
HOWARD	11-25	3	0-0	0-0	0-0	0-0-0	0	0	1	0	0	0
at Manhattan	12-1	11	2-3	0-0	0-0	1-0-1	1	0	1	0	1	4
SIENA	12-3	12	1-3	0-0	2-2	2-1-3	3	0	1	0	0	4
at Mississippi	12-5	8	1-3	0-0	0-0	1-1-2	1	1	1	0	0	2
at Loyola	12-9	7	1-1	0-0	2-4	1-1-2	3	0	0	1	0	4
at Saint Francis U	12-15	8	1-1	0-0	2-5	3-2-5	1	1	0	0	0	4
at Georgia	DNP--Coaches Decision											
LIU	DNP--Did Not Dress											
at Delaware State	12-30	3	0-1	0-0	0-0	0-1-1	1	0	1	0	0	0
Canisius	1-5	17	3-5	0-0	0-0	0-2-2	5	1	1	1	1	6
at Saint Peter's	1-7	5	1-2	0-0	1-1	0-0-0	0	0	1	0	0	3
at Iona	DNP--Coaches Decision											
MARIST	1-19	1	0-0	0-0	2-2	0-0-0	0	0	0	0	0	2
NIAGARA	1-21	8	3-4	0-0	2-2	1-1-2	2	0	0	1	2	8
at Quinnipiac	1-25	7	5-6	0-0	1-1	1-1-2	3	1	0	0	1	11
RIDER	1-27	12	4-6	0-0	2-3	3-1-4	5	1	1	0	3	10
at Marist	2-2	9	2-5	0-0	1-2	2-2-4	4	0	3	1	1	4
at Siena	2-4	21	1-2	0-0	6-6	0-4-4	2	0	0	1	1	8
MANHATTAN	2-8	18	4-5	0-0	3-6	0-6-6	1	0	2	1	0	11
QUINNIPAC	2-10	22	3-4	0-0	4-7	2-3-5	0	1	0	0	0	10
at Rider	2-16	14	0-4	0-0	3-4	2-1-3	2	0	2	2	0	3
at Fairfield	2-18	13	2-2	0-0	0-0	0-2-2	0	0	1	1	1	4
SAINT PETER'S	2-23	12	1-6	0-0	4-4	3-0-3	1	0	1	0	0	6
IONA												
at Canisius												
at Niagara												
FAIRFIELD												

CAREER STATISTICS

JESSAMY, Ronald

				Field Goals		3-Point		F-Throws		Rebounds								Scoring		
SEASON	TEAM	GP-GS	MIN/AVG	FG-FGA	FG%	3FG-3FGA	3FG%	FT-FTA	FT%	OFF	DEF	TOT	AVG	PF-FO	A	TO	BLK	STL	PTS	AVG
2023-24	MSM	24-0	252/10.5	42-73	.575	0-0	.000	39-54	.722	31	36	67	2.8	43-2	8	21	9	12	123	5.1
TOTAL		24-0	252/10.5	42-73	.575	0-0	.000	39-54	.722	31	36	67	2.8	43-2	8	21	9	12	123	5.1

JOSHUA REAVES 23

Guard | Jr. | 6-4 | 205
Hamden, Conn.
South Kent School



2023-24 SEASON HIGHS

Category	Opponent	Date
Pts.....24	Quinnipiac	2-10-24
Reb.....5	vs. three opponents	
FG.....9	Quinnipiac	2-10-24
FGA.....15	Quinnipiac	2-10-24
3FG.....6	vs. two opponents	
3FGA.....10	Quinnipiac	2-10-24
FT.....2	Canisius	1-5-24
FTA.....2	vs. five opponents	
Ast.....4	at Loyola	12-9-23
Stl.....2	vs. two opponents	
Blk.....1	vs. two opponents	
Min.....40-	Saint Peter's	2-23-24

CAREER HIGHS

Category	Opponent	Date
Pts.....24	Quinnipiac	2-10-24
Reb.....8	Long Island	2-12-21
FG.....9	Quinnipiac	2-10-24
FGA.....15	Quinnipiac	2-10-24
3FG.....6	vs. two opponents	
3FGA.....10	Quinnipiac	2-10-24
FT.....3	at Bryant	1-15-22
FTA.....3	vs. two opponents	
Ast.....4	vs. two opponents	
Stl.....4	Sacred Heart	1-31-21
Blk.....1	vs. two opponents	
Min.....40	at Saint Francis U	2-25-21

MISCELLANEOUS

Category	2023-24	Career
10+ points.....	9	23
20+ points.....	2	3
5+ rebounds.....	3	10
10+ rebounds.....	0	0
2+ three-pointers.....	14	43
5+ assists.....	0	0
2+ steals.....	2	9
2+ blocks.....	0	0
Double-Doubles.....	0	0
Leading Scorer.....	4	16
Leading Rebounder.....	0	1
Assists Leader.....	0	1

2023-24 SEASON

♦ Had 14 points in 41 minutes in the Mount's double-overtime exhibition win over Bucknell...Scored team-high 10 points in the season opener at Maryland...Had 12 points in win over Coppin State...Led the Mount with season-high 20 points in the win at Saint Francis U...Hit 6-of-8 from three-point range in the game...Hit 5-of-7 from three-point range en route to team-high 17 points in win over LIU...Scored 12 points in his hometown in loss at Quinnipiac...Hit 4-of-6 from three-point range en route to 15-point effort in win over Manhattan...Scored Quinnipiac for a career-high 24 points, hitting 6-of-10 from three-point range in the game...Had 17 points in loss at Fairfield...Scored 14 points in the Mount's 70-65 setback to Saint Peter's.

CAREER NOTES

♦ Played in three games last year before season was cut short due to injury...Averaged 5.3 points in those three appearances...Made season debut at Coppin State, tallying eight points in 18 minutes of action.

2023-24 Game-by-Game Statistics

Opponent	Date	MIN	FG-A	3FG-A	FT-A	O-R-D	PF	AST	TO	BLK	STL	PTS
at Maryland	11-7	28	4-8	2-3	0-0	0-1-1	3	0	1	0	0	10
COPPIN STATE	11-11	28	4-12	2-8	2-2	0-0-0	3	0	3	1	0	12
at Georgetown	11-18	30	2-8	1-4	0-0	0-0-0	0	2	0	0	0	5
at American	11-22	30	1-5	0-2	0-0	0-2-2	0	0	2	0	0	2
HOWARD	11-25	29	3-6	2-4	0-0	0-5-5	2	1	5	0	1	8
at Manhattan	12-1	33	2-5	1-4	0-0	0-1-1	1	3	1	0	0	5
SIENA	12-3	30	2-10	2-8	0-0	1-2-3	0	3	1	0	0	6
at Mississippi	12-5	31	2-8	2-8	0-0	0-5-5	1	1	2	0	1	6
at Loyola	12-9	31	2-7	2-5	0-0	0-4-4	2	4	4	0	1	6
at Saint Francis U	12-15	26	7-9	6-8	0-0	0-1-1	2	1	2	0	2	20
at Georgia	12-20	25	0-2	0-2	0-0	0-2-2	2	1	3	0	0	0
LIU	12-23	31	6-9	5-7	0-0	0-2-2	1	1	0	0	1	17
at Delaware State	12-30	20	1-5	1-5	0-0	0-2-2	1	1	1	0	0	3
Canisius	1-5	24	1-7	1-7	2-2	0-4-4	1	1	0	0	0	5
at Saint Peter's	1-7	33	2-5	0-2	0-0	0-2-2	0	1	0	0	0	4
at Iona	1-14	30	4-8	1-4	0-0	0-1-1	1	1	0	0	0	9
MARIST	1-19	31	3-8	2-4	0-0	0-5-5	2	0	1	0	0	8
NIAGARA	1-21	24	3-5	0-1	0-0	0-1-1	0	1	0	0	0	6
at Quinnipiac	1-25	30	4-12	2-7	2-2	1-1-2	0	2	2	0	1	12
RIDER	1-27	24	1-7	1-4	0-0	0-0-0	1	0	1	0	0	3
at Marist	2-2	23	1-7	1-6	0-0	0-1-1	1	0	1	0	1	3
at Siena	2-4	30	1-6	1-4	2-2	0-4-4	1	0	1	0	1	5
MANHATTAN	2-8	25	5-7	4-6	1-2	0-2-2	0	1	1	0	1	15
QUINNIPAC	2-10	29	9-15	6-10	0-0	0-2-2	3	0	1	0	0	24
at Rider	2-16	27	3-8	2-5	0-0	0-0-0	1	1	1	0	0	8
at Fairfield	2-18	33	6-10	2-5	0-0	0-1-1	0	3	1	0	0	17
SAINT PETER'S	2-23	40-	6-14	2-8	0-0	0-3-3	0	3	4	1	2	14
IONA												
at Canisius												
at Niagara												
FAIRFIELD												

CAREER STATISTICS

REAVES, Joshua

				Field Goals		3-Point		F-Throws		Rebounds								Scoring		
SEASON	TEAM	GP-GS	MIN/AVG	FG-FGA	FG%	3FG-3FGA	3FG%	FT-FTA	FT%	OFF	DEF	TOT	AVG	PF-FO	A	TO	BLK	STL	PTS	AVG
2020-21	MSM	23-19	624/27.1	58-156	.372	40-106	.377	5-7	.714	6	51	57	2.5	37-0	20	38	0	13	161	7.0
2021-22	MSM	29-14	611/21.1	68-175	.389	40-115	.348	14-15	.933	7	54	61	2.1	36-0	26	28	0	17	190	6.6
2022-23	MSM	3-0	48/16.0	6-16	.375	4-11	.364	0-3	.000	2	2	4	1.3	2-0	3	3	0	0	16	5.3
2023-24	MSM	27-27	775/28.7	85-213	.399	52-141	.369	11-12	.917	2	53	55	2.0	29-0	32	39	2	12	233	8.6
TOTAL		82-60	2058/25.1	217-560	.388	136-373	.365	30-37	.811	17	160	177	2.2	104-0	81	108	2	42	600	7.3

FRANTIŠEK BARTOŇ 24

Forward | Sr. | 6-7 | 210
Brno, Czech Republic
Get Better Academy (Prague)



2023-24 SEASON HIGHS		
Category	Opponent	Date
Pts.....6	vs. two opponents	
Reb.....6	Coppin State	11-11-23
FG.....3	at St. Francis U	12-15-23
FGA.....4	vs. two opponents	
3FG.....		
3FGA.....		
FT.....2	at Ole Miss	12-5-23
FTA.....2	vs. two opponents	
Ast.....2	at St. Francis U	12-15-23
Stl.....1	vs. three opponents	
Blk.....2	at St. Francis U	12-15-23
Min.....21	at St. Francis U	12-15-23

CAREER HIGHS		
Category	Opponent	Date
Pts.....9	at Coppin State	11-11-22
Reb.....10	at FDU	2-20-21
FG.....4	vs. three opponents	
FGA.....6	vs. three opponents	
3FG.....1	vs. three opponents	
3FGA.....1	vs. 12 opponents	
FT.....4	at Saint Peter's	12-1-22
FTA.....6	vs. two opponents	
Ast.....2	vs. four opponents	
Stl.....2	at Pacific	11-22-22
Blk.....2	vs. eight opponents	
Min.....28	at Coppin State	11-11-22

MISCELLANEOUS		
Category	2023-24	Career
10+ points.....	0	0
20+ points.....	0	0
5+ rebounds.....	4	18
10+ rebounds.....	0	1
2+ three-pointers.....	0	0
5+ assists.....	0	0
2+ steals.....	0	1
2+ blocks.....	1	8
Double-Doubles.....	0	0
Leading Scorer.....	0	0
Leading Rebounder.....	1	3
Assists Leader.....	0	0

2023-24 SEASON

♦ Had four points and a team-high nine rebounds in 25 minutes off the bench in exhibition win over Bucknell...Had six points and five rebounds in win at Loyola...Had six points and five boards in season-high 21 minutes in win at Saint Francis U.

CAREER NOTES

♦ Played in 31 games last year, averaging 2.3 points and 3.0 rebounds...Made first start of season at Coppin State, finishing with career high nine points while grabbing six boards.

2023-24 Game-by-Game Statistics

Opponent	Date	MIN	FG-A	3FG-A	FT-A	O-R-D	PF	AST	TO	BLK	STL	PTS
at Maryland	11-7	13	2-4	0-0	0-0	1-1-2	1	1	1	1	0	4
COPPIN STATE	11-11	11	1-3	0-0	0-0	3-3-6	1	1	1	1	1	2
at Georgetown	11-18	9	2-3	0-0	0-0	0-1-1	1	0	0	0	1	4
at American	11-22	16	1-2	0-0	0-0	1-1-2	3	1	2	1	0	2
HOWARD	11-25	6	0-0	0-0	0-1	0-1-1	2	0	0	0	0	0
at Manhattan	12-1	4	0-0	0-0	0-0	0-0	0	0	1	0	0	0
SIENA	12-3	12	0-0	0-0	0-0	1-0-1	2	0	1	0	0	0
at Mississippi	12-5	12	1-1	0-0	2-2	3-2-5	1	0	1	1	0	4
at Loyola	12-9	18	3-3	0-0	0-0	3-2-5	4	1	1	1	0	6
at Saint Francis U	12-15	21	3-4	0-0	0-1	2-3-5	2	2	3	2	0	6
at Georgia	12-20	14	1-1	0-0	0-0	3-1-4	1	1	3	0	1	2
LIU	12-23	12	0-0	0-0	1-2	1-3-4	0	0	1	0	0	1
at Delaware State	12-30	8	0-1	0-0	0-0	1-1-2	0	0	0	1	0	0
Canisius	DNP-Did Not Dress											
at Saint Peter's	DNP-Did Not Dress											
at Iona	1-14	6	0-0	0-0	0-0	1-1-2	1	1	0	0	0	0
MARIST	1-19	15	1-2	0-0	0-0	0-5-5	2	1	1	1	0	2
NIAGARA	1-21	3	0-2	0-0	0-0	0-0-0	1	0	1	0	0	0
at Quinnipiac	1-25	8	0-1	0-0	0-0	0-0-0	2	0	0	0	0	0
RIDER	1-27	3	0-1	0-0	0-0	1-0-1	0	0	0	0	0	0
at Marist	2-2	10	1-2	0-0	0-0	0-4-4	1	0	0	0	0	2
at Siena	2-4	2	0-0	0-0	0-0	0-0-0	0	0	0	0	0	0
MANHATTAN	2-8	2	0-1	0-0	0-0	0-0-0	0	0	0	0	0	0
QUINNIPAC	DNP-Coaches Decision											
at Rider	DNP-Coaches Decision											
at Fairfield	2-18	10	0-0	0-0	0-0	0-2-2	0	0	0	0	0	0
SAINT PETER'S	2-23	5	0-0	0-0	0-0	0-0-0	0	0	0	1	0	0
IONA												
at Canisius												
at Niagara												
FAIRFIELD												

CAREER STATISTICS

BARTON, Frantisek

				Field Goals		3-Point		F-Throws		Rebounds									Scoring	
SEASON	TEAM	GP-GS	MIN/AVG	FG-FGA	FG%	3FG-3FGA	3FG%	FT-FTA	FT%	OFF	DEF	TOT	AVG	PF-FO	A	TO	BLK	STL	PTS	AVG
2020-21	MSM	21-0	202/9.6	21-37	.568	3-6	.500	7-9	.778	18	20	38	1.8	21-0	3	13	7	4	52	2.5
2021-22	MSM	30-1	293/9.8	30-62	.484	0-2	.000	6-20	.300	19	30	49	1.6	26-0	10	14	9	4	66	2.2
2022-23	MSM	31-8	465/15.0	28-79	.354	0-4	.000	15-30	.500	30	64	94	3.0	43-0	17	19	11	4	71	2.3
2023-24	MSM	23-0	218/9.5	16-31	.516	0-0	.000	3-6	.500	21	31	52	2.3	25-0	9	18	9	3	35	1.5
TOTAL		105-9	1178/11.2	95-209	.455	3-12	.250	31-65	.477	88	145	233	2.2	115-0	39	64	36	15	224	2.1

JOSHUA OLAOSEBIKAN 25

Guard | Jr. | 6-1 | 185
Waldorf, Md.
Northpoint



2023-24 SEASON

◆ In his first season with the Mountaineers...Made collegiate debut against LIU.

2023-24 SEASON HIGHS

Category	Opponent	Date
Pts.....		
Reb.....1	at Fairfield	2-18-24
FG.....		
FGA.....		
3FG.....		
3FGA.....		
FT.....		
FTA.....		
Ast.....		
Stl.....		
Blk.....		
Min.....2	LIU	12-23-23

CAREER HIGHS

Category	Opponent	Date
Pts.....		
Reb.....1	at Fairfield	2-18-24
FG.....		
FGA.....		
3FG.....		
3FGA.....		
FT.....		
FTA.....		
Ast.....		
Stl.....		
Blk.....		
Min.....2	LIU	12-23-23

MISCELLANEOUS

Category	2023-24	Career
10+ points.....	0	0
20+ points.....	0	0
5+ rebounds.....	0	0
10+ rebounds.....	0	0
2+ three-pointers.....	0	0
5+ assists.....	0	0
2+ steals.....	0	0
2+ blocks.....	0	0
Double-Doubles.....	0	0
Leading Scorer.....	0	0
Leading Rebounder.....	0	0
Assists Leader.....	0	0

2023-24 Game-by-Game Statistics

Opponent	Date	MIN	FG-A	3FG-A	FT-A	O-R-D	PF	AST	TO	BLK	STL	PTS
at Maryland	DNP--Did Not Dress											
COPPIN STATE	DNP--Did Not Dress											
at Georgetown	DNP--Coaches Decision											
at American	DNP--Coaches Decision											
HOWARD	DNP--Coaches Decision											
at Manhattan	DNP--Coaches Decision											
SIENA	DNP--Coaches Decision											
at Mississippi	DNP--Coaches Decision											
at Loyola	DNP--Coaches Decision											
at Saint Francis LI	DNP--Coaches Decision											
at Georgia	DNP--Coaches Decision											
LIU	12-23	2	0-0	0-0	0-0	0-0-0	0	0	0	0	0	0
at Delaware State	DNP--Coaches Decision											
Canisius	DNP--Coaches Decision											
at Saint Peter's	DNP--Coaches Decision											
at Iona	DNP--Coaches Decision											
MARIST	1-19	1	0-0	0-0	0-0	0-0-0	0	0	0	0	0	0
NIAGARA	DNP--Coaches Decision											
at Quinnipiac	DNP--Coaches Decision											
RIDER	DNP--Coaches Decision											
at Marist	DNP--Coaches Decision											
at Siena	DNP--Coaches Decision											
MANHATTAN	DNP--Coaches Decision											
QUINNIPIAC	DNP--Coaches Decision											
at Rider	DNP--Coaches Decision											
at Fairfield	2-18	1	0-0	0-0	0-0	1-0-1	1	0	0	0	0	0
SAINT PETER'S	DNP--Coaches Decision											
IONA												
at Canisius												
at Niagara												
FAIRFIELD												

CAREER STATISTICS

OLAOSEBIKAN, Joshua

				Field Goals		3-Point		F-Throws		Rebounds								Scoring		
SEASON	TEAM	GP-GS	MIN/AVG	FG-FGA	FG%	3FG-3FGA	3FG%	FT-FTA	FT%	OFF	DEF	TOT	AVG	PF-FO	A	TO	BLK	STL	PTS	AVG
2023-24	MSM	3-0	4/1.3	0-0	.000	0-0	.000	0-0	.000	1	0	1	0.3	1-0	0	0	0	0	0	0.0
TOTAL		3-0	4/1.3	0-0	.000	0-0	.000	0-0	.000	1	0	1	0.3	1-0	0	0	0	0	0	0.0

XAVIER LIPSCOMB 45

Guard | Sr. | 6-2 | 195
Washington, D.C.
St. Stephen's & St. Agnes School



2023-24 SEASON

♦ Had two points, seven rebounds in five assists in exhibition win over Bucknell...Started season opener at Maryland, finishing with team-high three assists...Had 10 points, seven boards and five assists in win over Coppin State...Out for the remainder of the season with a foot injury.

CAREER NOTES

♦ Averaged 4.0 points, 2.6 rebounds and 1.3 assists in 32 games played with six starts in his first season at the Mount after transferring from Radford...Scored in double figures on three occasions...Shot 46.2 percent (18-of-39) from three-point range and 84.8 percent (28-of-33) at the foul line.

2023-24 SEASON HIGHS

Category	Opponent	Date
Pts.....10	Coppin State	11-11-23
Reb.....7	Coppin State	11-11-23
FG.....4	Coppin State	11-11-23
FGA.....6	Coppin State	11-11-23
3FG.....2	Coppin State	11-11-23
3FGA.....4	Coppin State	11-11-23
FT.....		
FTA.....		
Ast.....5	Coppin State	11-11-23
Stl.....2	at Maryland	11-7-23
Blk.....		
Min.....30	Coppin State	11-11-23

CAREER HIGHS

Category	Opponent	Date
Pts.....14	vs. two opponents	
Reb.....9	at UNC Asheville	1-24-21
FG.....4	vs. four opponents	
FGA.....8	vs. four opponents	
3FG.....3	Hampton	1-5-21
3FGA.....5	vs. two opponents	
FT.....7	at UNC Asheville	1-25-21
FTA.....9	at UNC Asheville	1-24-21
Ast.....7	at James Madison	12-11-21
Stl.....5	at Howard	12-21-22
Blk.....1	vs. five opponents	
Min.....37	at UNC Asheville	1-24-21

MISCELLANEOUS

Category	2023-24	Career
10+ points.....	0	10
20+ points.....	0	0
5+ rebounds.....	0	11
10+ rebounds.....	0	0
2+ three-pointers.....	0	8
5+ assists.....	0	2
2+ steals.....	0	9
2+ blocks.....	0	0
Double-Doubles.....	0	0
Leading Scorer.....	0	1
Leading Rebounder.....	0	2
Assists Leader.....	1	3

2023-24 Game-by-Game Statistics

Opponent	Date	MIN	FG-A	3FG-A	FT-A	O-R-D	PF	AST	TO	BLK	STL	PTS
at Maryland	11-7	18	0-3	0-1	0-0	0-2-2	2	3	1	0	2	0
COPPIN STATE	11-11	30	4-6	2-4	0-0	3-4-7	1	5	3	0	0	10
at Georgetown	DNP--Did Not Dress											
at American	DNP--Did Not Dress											
HOWARD	DNP--Did Not Dress											
at Manhattan	DNP--Did Not Dress											
SIENA	DNP--Did Not Dress											
at Mississippi	DNP--Did Not Dress											
at Loyola	DNP--Did Not Dress											
at Saint Francis U	DNP--Did Not Dress											
at Georgia	DNP--Did Not Dress											
LIU	DNP--Did Not Dress											
at Delaware State	DNP--Did Not Dress											
Canisius	DNP--Did Not Dress											
at Saint Peter's	DNP--Did Not Dress											
at Iona	DNP--Did Not Dress											
MARIST	DNP--Did Not Dress											
NIAGARA	DNP--Did Not Dress											
at Quinnipiac	DNP--Did Not Dress											
RIDER	DNP--Did Not Dress											
at Marist	DNP--Did Not Dress											
at Siena	DNP--Did Not Dress											
MANHATTAN	DNP--Did Not Dress											
QUINNIPAC	DNP--Did Not Dress											
at Rider	DNP--Did Not Dress											
at Fairfield	DNP--Did Not Dress											
SAINT PETER'S	DNP--Did Not Dress											
IONA												
at Canisius												
at Niagara												
FAIRFIELD												

CAREER STATISTICS

LIPSCOMB, Xavier

				Field Goals		3-Point		F-Throws		Rebounds									Scoring	
SEASON	TEAM	GP-GS	MIN/AVG	FG-FGA	FG%	3FG-3FGA	3FG%	FT-FTA	FT%	OFF	DEF	TOT	AVG	PF-FO	A	TO	BLK	STL	PTS	AVG
2020-21	Rad	27-17	665/24.6	50-120	.417	19-48	.396	60-74	.811	4	79	83	3.1	49-0	44	60	2	12	179	6.6
2021-22	Rad	20-8	271/13.5	17-54	.315	6-21	.286	6-10	.600	4	25	29	1.5	17-0	34	26	1	9	46	2.3
2022-23	MSM	32-6	601/18.8	41-100	.410	18-39	.462	28-33	.848	4	78	82	2.6	41-0	43	35	2	24	128	4.0
2023-24	MSM	2-2	47/23.7	4-9	.444	2-5	.400	0-0	.000	3	6	9	4.5	3-0	8	4	0	2	10	5.0
TOTAL FOR MSM		34-8	648/19.1	45-109	.413	20-44	.455	28-33	.848	7	84	91	2.7	44-0	51	39	2	26	138	4.1
TOTAL		81-33	1585/19.6	112-283	.396	45-113	.398	94-117	.803	15	188	203	2.5	110-0	129	125	5	47	363	4.5

NCAA TOURNAMENT 1995, 1999, 2008, 2014, 2017, 2021

2023-24 OVERALL STATISTICS



2023-24 Mount St. Mary's Men's Basketball Combined Team Statistics All games

Page 1/1
as of Feb 24, 2024

Game Records

Record	Overall	Home	Away	Neutral
ALL GAMES	11-16	7-4	4-12	0-0
CONFERENCE	7-9	5-3	2-6	0-0
NON-CONFERENCE	4-7	2-1	2-6	0-0

Score by Periods

Team	1st	2nd	OT	TOT
Mount St. Mary's	930	1003	22	1955
Opponents	855	1045	27	1927

Team Box Score

No.	Player	Total				3-Point			F-Throw		Rebounds															
		GP-GS	MIN	AVG	FG-FGA	FG%	3FG-3FGA	3FG%	FT-FTA	FT%	OFF	DEF	TOT	AVG	PF	DQ	A	TO	BLK	STL	PTS	AVG				
1	LEFFEWE, Dakota	26-26	913:20	35.1	167-387	.432	60-174	.345	59-77	.766	13	98	111	4.3	45	0	98	73	17	41	453	17.4				
2	MONTGOMERY, De'Shayne	27-5	711:21	26.3	116-227	.511	20-55	.364	63-87	.724	21	72	93	3.4	58	1	43	69	20	49	315	11.7				
23	REAVES, Joshua	27-27	775:13	28.7	85-213	.399	52-141	.369	11-12	.917	2	53	55	2.0	29	0	32	39	2	12	233	8.6				
13	HOBBS, Dallas	25-11	574:11	23.0	65-179	.363	21-65	.323	42-58	.724	14	69	83	3.3	55	2	65	55	2	18	193	7.7				
12	CORDILIA, Jedy	27-27	547:33	20.3	79-141	.560	0-5	.000	30-42	.714	36	87	123	4.6	67	4	17	37	14	12	188	7.0				
4	ADEBAYO, Dola	27-11	567:43	21.0	72-134	.537	11-33	.333	33-45	.733	39	87	126	4.7	53	2	31	21	24	28	188	7.0				
21	JESSAMY, Ronald	24-0	252:21	10.5	42-73	.575	0-0	.000	39-54	.722	31	36	67	2.8	43	2	8	21	9	12	123	5.1				
11	TINSLEY, George	27-26	644:05	23.9	56-106	.528	8-34	.235	17-28	.607	43	73	116	4.3	29	0	32	25	9	13	137	5.1				
45	LIPSCOMB, Xavier	2-2	47:28	23.7	4-9	.444	2-5	.400	0-0	.000	3	6	9	4.5	3	0	8	4	0	2	10	5.0				
15	ARD, JR., Terrell	14-0	173:21	12.4	25-61	.410	0-7	.000	13-20	.650	14	29	43	3.1	20	0	8	17	4	5	63	4.5				
24	BARTON, Frantisek	23-0	218:11	9.5	16-31	.516	0-0	.000	3-6	.500	21	31	52	2.3	25	0	9	18	9	3	35	1.5				
10	HAIGH, Patrick	8-0	34:39	4.3	4-8	.500	4-7	.571	0-0	.000	1	1	2	0.3	1	0	2	1	0	0	12	1.5				
5	DREAD, Malcolm	6-0	11:41	1.9	2-3	.667	1-2	.500	0-0	.000	0	2	2	0.3	1	0	0	0	1	5	0.8					
25	OLAOSEBIKAN, Joshua	3-0	03:54	1.3	0-0	.000	0-0	.000	0-0	.000	1	0	1	0.3	1	0	0	0	0	0	0	0.0				
Team											37	35	72					15								
Total		27	5475		733-1572	.466	179-528	.339	310-429	.723	276	679	955	35.4	430	11	353	395	110	196	1955	72.4				
Opponents		27	5475		679-1582	.429	186-529	.352	383-505	.758	272	612	884	32.7	402	5	336	350	80	243	1927	71.4				

Team Statistics

	MSM	OPP
Scoring	1955	1927
Points per game	72.4	71.4
Scoring margin	+1.0	-
Field goals-att	733-1572	679-1582
Field goal pct	.466	.429
3 point fg-att	179-528	186-529
3-point FG pct	.339	.352
3-pt FG made per game	6.6	6.9
Free throws-att	310-429	383-505
Free throw pct	.723	.758
F-Throws made per game	11.5	14.2
Rebounds	955	884
Rebounds per game	35.4	32.7
Rebounding margin	+2.6	-
Assists	353	336
Assists per game	13.1	12.4
Turnovers	395	350
Turnovers per game	14.6	13.0
Turnover margin	-1.7	-
Assist/turnover ratio	0.9	1.0
Steals	196	243
Steals per game	7.3	9.0
Blocks	110	80
Blocks per game	4.1	3.0
Winning streak	0	-
Home win streak	0	-
Attendance	22055	49034
Home games-Avg/Game	11-2005	16-3065
Neutral site-Avg/Game	-	0-0

Team Results

Date	Opponent	Score	Att.
11/07/2023	at Maryland	L 53-68	14044
11/11/2023	Coppin St.	W 74-60	2206
11/18/2023	at Georgetown	L 72-83	4648
11/22/2023	at American	L 65-68	584
11/25/2023	Howard	Lot2 83-87	1215
12/01/2023	at Manhattan	Lot 74-75	1097
12/03/2023	Siena	W 80-48	1863
12/05/2023	at Ole Miss	L 68-77	6950
12/09/2023	at Loyola Maryland	W 77-64	821
12/15/2023	at Saint Francis (PA)	W 72-65	502
12/20/2023	at Georgia	L 82-94	6045
12/23/2023	LIU	W 87-59	1782
12/30/2023	at Delaware St.	L 73-77	550
01/05/2024	Canisius	W 74-69	1307
01/07/2024	at Saint Peter's	L 64-70	426
01/14/2024	at Iona	L 70-87	1434
01/19/2024	Marist	W 65-48	1808
01/21/2024	Niagara	L 71-82	2412
01/25/2024	at Quinnipiac	L 65-79	929
01/27/2024	Rider	L 62-66	2965
02/02/2024	at Marist	W 76-58	1360
02/04/2024	at Siena	W 68-61	5730
02/08/2024	Manhattan	W 82-78	2270
02/10/2024	Quinnipiac	W 96-79	2166
02/16/2024	at Rider	L 57-61	1587
02/18/2024	at Fairfield	L 80-94	2327
02/23/2024	Saint Peter's	L 65-70	2061

2023-24 MAAC STATISTICS



2023-24 Mount St. Mary's Men's Basketball Combined Team Statistics In Conference games

Page 1/1
as of Feb 24, 2024

Game Records

Record	Overall	Home	Away	Neutral
ALL GAMES	7-9	5-3	2-6	0-0
CONFERENCE	7-9	5-3	2-6	0-0
NON-CONFERENCE	0-0	0-0	0-0	0-0

Score by Periods

Team	1st	2nd	OT	TOT
Mount St. Mary's	534	610	5	1149
Opponents	507	612	6	1125

Team Box Score

No. Player					Total		3-Point		F-Throw		Rebounds											
		GP-GS	MIN	AVG	FG-FGA	FG%	3FG-3FGA	3FG%	FT-FTA	FT%	OFF	DEF	TOT	AVG	PF	DQ	A	TO	BLK	STL	PTS	AVG
1	LEFFEY, Dakota	15-15	518:14	34.5	100-211	.474	38-99	.384	29-37	.784	7	67	74	4.9	26	0	55	46	8	21	267	17.8
2	MONTGOMERY, De'Shayne	16-5	436:04	27.3	64-127	.504	12-29	.414	42-57	.737	15	44	59	3.7	33	1	27	50	14	28	182	11.4
23	REAVES, Joshua	16-16	466:21	29.1	53-134	.396	29-85	.341	9-10	.900	2	29	31	1.9	12	0	20	16	1	6	144	9.0
4	ADEBAYO, Dola	16-11	358:12	22.4	46-89	.517	8-23	.348	17-19	.895	24	56	80	5.0	33	1	25	15	14	15	117	7.3
12	CORDILIA, Jedy	16-16	330:31	20.7	46-81	.568	0-1	.000	15-21	.714	19	55	74	4.6	28	0	13	22	11	7	107	6.7
13	HOBBS, Dallas	14-2	283:06	20.2	31-87	.356	13-42	.310	17-22	.773	7	38	45	3.2	28	2	29	34	1	9	92	6.6
21	JESSAMY, Ronald	15-0	190:09	12.7	32-57	.561	0-0	.000	31-40	.775	18	24	42	2.8	31	2	4	14	8	11	95	6.3
15	ARD, JR., Terrell	11-0	145:15	13.2	20-48	.417	0-5	.000	13-20	.650	14	23	37	3.4	17	0	8	16	4	4	53	4.8
11	TINSLEY, George	16-15	375:18	23.5	30-57	.526	6-19	.316	7-13	.538	24	42	66	4.1	11	0	19	13	3	7	73	4.6
10	HAIGH, Patrick	7-0	30:57	4.4	4-7	.571	4-6	.667	0-0	.000	1	1	2	0.3	0	0	2	1	0	0	12	1.7
5	DREAD, Malcolm	5-0	09:03	1.8	1-2	.500	1-2	.500	0-0	.000	0	2	2	0.4	1	0	0	0	0	1	3	0.6
24	BARTON, Frantisek	12-0	79:29	6.6	2-9	.222	0-0	.000	0-0	.000	3	12	15	1.3	9	0	2	4	2	0	4	0.3
25	OLAOSBIKAN, Joshua	2-0	02:20	1.2	0-0	.000	0-0	.000	0-0	.000	1	0	1	0.5	1	0	0	0	0	0	0	0.0
Team											21	20	41				8					
Total		16	3225		429-909	.472	111-311	.357	180-239	.753	156	413	569	35.6	230	6	204	239	66	109	1149	71.8
Opponents		16	3225		409-965	.424	122-325	.375	185-248	.746	163	346	509	31.8	224	2	200	189	47	147	1125	70.3

Team Statistics

	MSM	OPP
Scoring	1149	1125
Points per game	71.8	70.3
Scoring margin	+1.5	-
Field goals-att	429-909	409-965
Field goal pct	.472	.424
3 point fg-att	111-311	122-325
3-point FG pct	.357	.375
3-pt FG made per game	6.9	7.6
Free throws-att	180-239	185-248
Free throw pct	.753	.746
F-Throws made per game	11.3	11.6
Rebounds	569	509
Rebounds per game	35.6	31.8
Rebounding margin	+3.8	-
Assists	204	200
Assists per game	12.8	12.5
Turnovers	239	189
Turnovers per game	14.9	11.8
Turnover margin	-3.1	-
Assist/turnover ratio	0.9	1.1
Steals	109	147
Steals per game	6.8	9.2
Blocks	66	47
Blocks per game	4.1	2.9
Winning streak	0	-
Home win streak	0	-
Attendance	16852	14890
Home games-Avg/Game	8-2107	8-1861
Neutral site-Avg/Game	-	0-0

Team Results

Date	Opponent		Score	Att.
12/01/2023	at Manhattan	Lot	74-75	1097
12/03/2023	Siena	W	80-48	1863
01/05/2024	Canisius	W	74-69	1307
01/07/2024	at Saint Peter's	L	64-70	426
01/14/2024	at Iona	L	70-87	1434
01/19/2024	Marist	W	65-48	1808
01/21/2024	Niagara	L	71-82	2412
01/25/2024	at Quinnipiac	L	65-79	929
01/27/2024	Rider	L	62-66	2965
02/02/2024	at Marist	W	76-58	1360
02/04/2024	at Siena	W	68-61	5730
02/08/2024	Manhattan	W	82-78	2270
02/10/2024	Quinnipiac	W	96-79	2166
02/16/2024	at Rider	L	57-61	1587
02/18/2024	at Fairfield	L	80-94	2327
02/23/2024	Saint Peter's	L	65-70	2061

2023-24 BOX SCORES



Official Basketball Box Score - Final
Mount St. Mary's at Maryland
11/02/23 XFINITY Center, College Park
2023-24 Men's Basketball

Game Time: 7:00 PM
Game Duration: 1:59
Attendance: 14,044

Officials: Jeffery Anderson, Mike Pearson, King Whitstone

Mount St. Mary's - 53

Record: 0-1

NO.	Name	Min	FG		3P	FT	Reb		Fouls		TP	AS	TO	ST	Blocks		+/-			
			M	A	M	A	OR	DR	PF	FD					BS	BA				
11	George Tinsley	F 28:03	1-5	0-3	0-0	4	3	7	1	2	2	0	2	0	0	0	-9			
12	Jedy Cordila	F 13:49	2-5	0-0	0-0	2	4	6	5	2	4	0	1	0	0	0	-18			
1	Dakota Leflew	G 33:35	3-14	0-4	2-2	0	2	2	3	1	8	2	4	1	0	0	-9			
23	Joshua Reeves	G 27:39	4-8	2-3	0-0	0	1	1	3	2	10	0	1	0	0	1	-20			
45	Xavier Lipscomb	G 17:57	0-3	0-1	0-0	0	2	2	2	0	0	3	1	2	0	2	-24			
24	Frankistek Barton	12:48	2-4	0-0	0-0	1	1	2	1	0	4	1	1	0	1	0	-4			
2	DeShayne Montgomery	18:33	3-5	0-0	2-2	1	0	1	3	3	8	0	2	2	0	2	-2			
4	Dola Adebayo	18:06	0-1	0-0	1-3	0	2	2	0	3	1	0	0	0	2	0	-3			
13	Dallas Hobbs	22:16	4-11	0-1	1-1	0	1	1	2	2	9	1	1	1	0	1	-9			
21	Ron Jessamy	07:14	2-3	0-0	3-4	4	2	6	1	2	7	0	0	0	0	0	-4			
Team						1			2			3			0					
Totals			21-59			12-12			9-13			20-33			21-17			53		

Technical Fouls: NONE

Maryland - 68

Record: 1-0

NO.	Name	Min	FG	3P	FT	Rebounds	Fouls	PF	TP	AS	TO	ST	BS	BA	+/-					
10	Julian Reese	F 22:44	8-11	0-0	0-0	2-7	3	5	8	4	7	18	0	4	0	-4				
22	Jordan Geronimo	F 17:12	1-1	0-0	0-1	2	3	5	3	2	2	0	2	0	0	12				
24	Donta Scott	F 35:00	3-8	1-3	2-2	0	0	2	2	1	9	0	0	1	0	22				
1	Jaheim Young	G 33:06	4-11	0-3	4-4	0	5	5	1	4	12	4	4	3	2	0	16			
5	DeShawn Harris-Smith	G 27:38	4-6	0-2	4-6	1	3	4	1	4	12	2	2	2	1	0	22			
2	Jahari Long	15:13	2-5	1-3	0-0	0	0	0	0	1	0	5	0	1	2	0	3			
11	Noah Batchelor	11:17	0-2	0-2	3-3	1	0	1	0	1	3	0	0	0	0	0	0			
35	Caelum Swanton-Rodger	10:59	0-0	0-0	2-2	0	4	4	2	2	2	0	1	0	0	0	9			
14	Mady Tratore	09:49	0-1	0-1	0-0	0	0	0	0	0	0	0	0	0	1	0	-3			
12	Jamie Kaiser, Jr.	14:20	2-4	1-2	0-0	2	0	2	4	0	5	0	1	0	0	1	-6			
0	Jahathan Lamothe	02:42	0-0	0-0	0-0	0	0	0	0	0	0	0	0	0	0	0	-4			
Team			1			4			5			0			0					
Totals			24-49			13-16			17-25			10-26			36			68		

Technical Fouls: NONE

MSM		UMD		Points from		MSM	UMD	Period by Period Scoring			
Biggest lead	1 (1 st 18:25)		22 (2 nd 10:14)		Turnovers	14	12		1st	2nd	TOT
Best Scoring Run	6 (2 nd 5:09)		8 (2 nd 19:11)		Paint	28	40	MSM	19	34	53
Lead Changes	2				Second Chance	12	7				
Times Tied	0				Fast Breaks	4	11	UMD	33	35	68
Time with Lead	00:13	38:58			Bench	29	15				



Official Basketball Box Score - Final
Mount St. Mary's at Georgetown
11/18/23 Capital One Arena, Washington
2023-24 Men's Basketball

Game Time: 12:00 PM
Game Duration: 1:58
Attendance: 4,648

Officials: Clarence Armstrong, Bill Covington Jr., Matt Potter

Mount St. Mary's - 72

Record: 1-2

NO.	Name	Min	FG	3P	FT	Rebounds	Fouls	TP	AS	TO	ST	Blocks	+/-							
11	George Tinsley	F 15:46	1-2	0-0	0-0	0	0	0	2	1	0	0	-18							
12	Jedy Cordila	F 14:11	1-3	0-0	0-0	0	0	3	0	3	2	0	-11							
1	Dakota Leflew	G 29:23	6-17	0-6	2-5	0	1	1	13	14	2	3	0	-14						
13	Dallas Hobbs	G 31:23	4-13	1-1	1-2	4	6	10	3	2	10	5	3	0	-8					
23	Joshua Reeves	G 30:29	2-8	1-4	0-0	0	0	0	1	0	5	2	0	0	-21					
24	Frankisek Barton	09:02	2-3	0-0	0-0	0	1	1	0	1	4	0	0	1	-2					
2	DeShayne Montgomery	27:12	7-13	1-2	2-2	1	3	4	1	1	17	1	0	2	3	1	8			
4	Dola Adebayo	25:47	5-7	0-1	4-7	2	2	4	3	6	14	1	0	3	2	0	9			
21	Ronald Jessamy	16:47	2-3	0-0	0-0	2	1	3	4	0	4	2	1	1	0	0	2			
Team			2			3			5			0			0					
Totals			30-69			13-15			11-18			29-16			12-72			72		

Technical Fouls: NONE

Georgetown - 63

Record: 2-2

NO.	Name	Min	FG	3P	FT	Rebounds	Fouls	PF	TP	AS	TO	ST	Blocks	BS	BA		
24	Supreme Cook	F 29:20	7-9	0-0	3-5	3	5	8	2	3	17	0	4	3	0	1	
0	Dontrez Styles	G 37:45	8-15	3-6	7-9	1	7	8	2	5	26	4	0	0	2	13	
1	Rowan Brumbaugh	G 23:35	2-6	0-3	3-4	1	1	2	1	4	7	1	3	1	0	0	
5	Jay Heath	G 30:01	6-13	3-5	2-4	2	6	8	2	2	17	2	3	0	0	1	
10	Jayden Epps	G 35:54	4-8	2-5	0-0	0	5	5	0	1	10	6	6	0	1	9	
20	Drew Fielder	13:09	1-3	0-1	0-0	0	3	3	4	1	2	1	1	0	1	1	
11	Cameron Bacote	15:12	0-0	0-0	0-0	1	1	2	1	0	0	3	2	1	0	0	
31	Wayne Bristol, Jr.	12:02	2-5	0-2	0-0	1	2	3	0	0	4	0	0	2	0	0	
21	Ryan Mutombo	03:02	0-0	0-0	0-0	0	0	0	0	0	0	0	0	0	0	0	
Team			4			2			6			0			1		
Totals			30-59			8-22			15-22			13-32			45		

Technical Fouls: NONE

	MSM	GU	Points from	MSM	GU	Period by Period Scoring		
Biggest lead	0 (1 st 20:00)	17 (1 st 7:01)	Turnovers	22	8	1st	2nd	TOT
Best Scoring Run	6 (1 st 12:51)	10 (1 st 7:01)	Paint	48	42	MSM	31	41
Lead Changes	0	0	Second Chance	13	19		72	
Times Tied	0	0	Fast Breaks	16	9	GU	43	40
Time with Lead	00:00	39:06	Bench	39	6		83	



Official Basketball Box Score - Final
Coppin St. at Mount St. Mary's
11/11/23 Reed Arena, Emmitsburg
2023-24 Men's Basketball

Game Time: 4:00 PM
Game Duration: 1:55
Attendance: 2,206

Officials: Adam Flore, Josean Vega, Will Flowers

Coppin St. - 60

Record: 0-3

NO.	Name	Min	FG		3P	FT	Rebounds		Fouls	PF	TP	AS	TO	ST	Blocks		BS	BA	+/-
			M	A	M	A	OR	DR	TO	PF					FD	BS			
4	Khal Horton	F 11:30	0-1	0-1	1-3	0	0	0	2	3	1	0	0	1	0	0	0	0	-9
35	Justin Winslow	F 18:57	4-10	1-3	1-2	0	0	0	0	1	10	0	2	3	0	0	0	0	-14
2	Zahree Harrison	G 17:16	0-2	0-1	1-2	0	0	1	1	1	1	1	0	1	0	0	0	0	-1
13	Preist Ryan	G 15:35	2-6	0-0	0-0	2	2	4	0	0	4	0	0	0	0	0	0	0	-1
23	Cameron Sparrow	G 23:27	1-3	0-1	1-2	2	2	4	4	2	4	0	1	3	0	1	0	0	-1
5	Trent Spaulding	28:28	6-12	1-5	1-2	1	4	5	1	3	14	0	1	2	0	0	0	0	-1
30	Josh Archey	F 13:31	1-6	0-1	0-0	0	0	0	0	0	0	0	0	0	0	0	0	0	-1
20	Gro Flagburne	10:39	1-2	0-0	0-0	0	0	0	2	2	2	1	1	1	0	0	0	0	-1
24	Ronnie Williams	27:52	2-10	0-5	0-0	0	1	1	1	0	4	0	0	1	1	0	0	0	-1
33	Luka Tekavich	00:00	0-0	0-0	0-0	0	0	0	0	2	0	0	1	0	0	0	0	0	-1
0	Malk Battle	19:18	2-5	2-4	10-10	1	2	3	1	5	16	1	0	0	0	0	0	0	-2
22	Darrian Prescott	02:04	0-0	0-0	0-0	0	0	0	0	0	0	0	0	0	0	0	0	0	-2
3	Andre'yon Jones	09:13	0-2	0-0	0-0	0	0	0	0	0	0	0	2	0	0	0	0	0	-2
Team						2	2	4	0	0	0	0	0	0	0	0	0	0	-2
Totals		20:50	40-58	4-21	16-21	9	15	24	18	60	6	6	9	15	1	3	1	0	-1

2023-24 BOX SCORES



Official Basketball Box Score - Final
Mount St. Mary's at Loyola Maryland
12/09/23 Reitz Arena, Baltimore, MD
2023-24 Men's Basketball

Game Time: 5:00 PM
Game Duration: 2:02
Attendance: 521

Officials: Greg Meyer, King Whelstone, Jason Stallworth

Mount St. Mary's - 77

Record: 3-6

NO.	Name	Min	FG M/A	3P M/A	FT M/A	Rebounds OR DR TOT	Fouls PF RD	TP	AS	TO	ST	Blocks BS BA	+/-				
11	George Tinsley	F 20:07	0-2	0-2	3-4	0	1	1	0	2	3	0	0	1	0	4	
12	Jedy Cordlia	F 13:47	5-7	0-0	0-0	0	0	0	3	0	10	1	1	2	1	-4	
1	Dakota Leffew	G 34:48	7-13	3-6	3-4	0	5	5	3	3	20	5	1	3	1	11	
13	Dallas Hobbs	G 31:38	5-7	2-2	8-9	0	2	2	1	9	20	3	2	1	0	6	
23	Joshua Reeves	G 30:58	2-7	2-5	0-0	0	4	4	2	0	6	4	4	1	0	6	
2	DeShayne Montgomery	20:13	0-5	0-1	1-2	0	1	1	1	2	1	2	4	1	1	2	
4	Dola Adebayo	23:17	3-6	1-1	0-0	1	3	4	0	7	0	3	0	0	0	13	
24	Frantisek Barton	18:00	3-3	0-0	0-0	3	2	5	4	0	6	1	1	0	1	10	
21	Ronald Jessamy	07:12	1-1	0-0	2-4	1	1	2	3	3	4	0	0	0	1	0	
Team						0	2	2			0	0					
Totals			26-51	8-17	17-23	5	21	26	21	19	77	16	13	12	5	4	-13

Technical Fouls: NONE

Loyola Maryland - 64

Record: 1-9

NO. Name	Min	FG M-A	3P M-A	FT M-A	Rebounds OR DR TOT	Fouls PF RD	TP	AS	TO	ST	Blocks BS BA	+/-				
10 Golden Dike	F 14:52	2-4	0-0	3-5	3	4	7	1	8	7	1	2	1	0	0	
11 Miles Ilic	F 30:24	3-6	0-2	0-1	1	6	7	1	1	6	1	2	1	2	-16	
12 Deon Perry	G 30:13	3-8	1-3	2-2	0	1	1	2	1	9	2	6	1	0	-11	
15 Tyson Commander	G 18:40	4-6	0-1	0-0	0	1	1	5	2	8	1	1	1	0	-7	
23 David Brown III	G 32:13	1-4	1-3	0-0	1	0	1	3	1	3	1	1	2	0	-1	
0 D'Angelo Stines	24:29	4-11	2-4	2-2	0	2	2	3	1	12	2	2	1	1	-14	
4 Alonzo Faure	25:08	3-6	1-1	2-3	2	2	4	1	3	9	1	3	0	1	-13	
3 Jordan Stienka	04:47	0-0	0-0	5-5	0	1	1	0	2	5	0	1	0	0	-1	
14 Garrett Brennan	19:14	2-3	0-1	1-2	1	4	5	3	2	0	0	0	0	1	-1	
Team					1	2	3				0	2				
Totals		22-48	5-15	15-20	9	23	32	20	21	64	12	22	7	4	5	-13

Technical Fouls: Stines 2nd 9:56

	Mount	LOYOLA
Biggest lead	22 (2 nd 10:33)	2 (1 st 16:54)
Best Scoring Run	8 (1 st 1:45)	8 (2 nd 18:21)
Lead Changes	2	
Times Tied	1	
Time with Lead	38:04	00:16

Points from Turnovers	Mount	LOYOLA
Paint	28	34
Second Chance	5	7
Fast Breaks	12	6
Bench	18	31

Period by Period Scoring	1st	2nd	TOT
Mount	38	39	77
LOYOLA	20	44	64

Shooting By Period	1 st FG%	2 nd FG%	3 rd FG%	4 th FG%	FT%
11 George Tinsley	14.3%	48.3%	57.1%		
12 Jedy Cordlia	6.8%	75%			
1 Dakota Leffew	12.22%	54.5%			
13 Dallas Hobbs	4.10%	40.0%			
23 Joshua Reeves	11.15%	73.3%			
2 DeShayne Montgomery	30.51%	51.0%			
4 Dola Adebayo	8.17%	47.1%			
24 Frantisek Barton	17.23%	73.9%			
21 Ronald Jessamy					
Team					
Totals					

Dead Ball Rebounds: 2.0

Shooting By Period	1 st FG%	2 nd FG%	3 rd FG%	4 th FG%	FT%
10 Golden Dike	7.30%	35.0%			
11 Miles Ilic	0.0%				
12 Deon Perry	6.7%	85.7%			
15 Tyson Commander	12.22%	53.0%			
23 David Brown III	5.9%	55.6%			
0 D'Angelo Stines	9.13%	69.2%			
4 Alonzo Faure	22.48%	45.9%			
3 Jordan Stienka	5.15%	33.3%			
14 Garrett Brennan	15.20%	75.0%			
Team					
Totals					

Dead Ball Rebounds: 1.1



Official Basketball Box Score - Final
Mount St. Mary's at Saint Francis
12/15/23 Maurice Stokes Athletics Center, Loretto
2023-24 Men's Basketball

Game Time: 7:00 PM
Game Duration: 1:47
Attendance: 502

Officials: Greg Evans, Matt Potter, Joe Salzer

Mount St. Mary's - 72

Record: 4-6

NO.	NAME	Min	FG M/A	3P M/A	FT M/A	Rebounds OR DR TOT	Fouls PF RD	TP AS	TO	ST	Blocks BS BA	+/-					
11	George Tinsley	F 19:47	1-2	0-0	1-2	4	2	6	0	2	3	0	3	1	1	0	
12	Jedy Cordlia	F 09:51	0-4	0-0	0-0	2	1	3	3	3	0	0	1	1	0	1	
1	Dakota Leffew	G 38:57	5-16	1-6	3-4	0	5	5	2	2	14	4	3	3	1	8	
23	Joshua Reeves	G 26:07	1-4	0-2	1-2	0	1	1	1	1	3	2	3	0	1	0	
2	Aaron Talbert	G 26:24	7-9	6-8	0-0	0	1	1	2	0	20	1	2	2	0	14	
4	Dola Adebayo	23:25	4-8	0-1	0-1	4	6	10	0	1	8	1	0	0	2	11	
24	Frantisek Barton	20:43	3-4	0-0	0-1	2	3	5	2	1	6	2	3	2	1	9	
2	DeShayne Montgomery	27:06	6-10	1-4	1-2	0	4	4	2	2	14	1	3	0	0	2	
21	Ronald Jessamy	07:40	1-1	0-0	2-5	3	2	5	1	3	4	1	0	0	0	-3	
Team						1	1	2				0	0				
Totals			28-58	8-21	8-17	16	26	42	13	15	72	12	18	7	7	3	7

Technical Fouls: NONE

Saint Francis - 65

Record: 4-7

NO. Name	Min	FG M-A	3P M-A	FT M-A	Rebounds OR DR TOT	Fouls PF RD	TP	AS	TO	ST	Blocks BS BA	+/-				
5 Eli Wilborn	F 19:14	2-4	0-1	2-2	2	3	5	5	1	6	2	2	1	3	0	
32 Aidan Harris	F 15:28	0-1	0-0	0-2	2	1	3	2	1	0	3	0	3	0	1	
0 Cam Gregory	G 38:57	7-15	4-7	2-2	0	2	2	1	2	20	2	4	1	0	-8	
2 Aaron Talbert	G 31:02	5-12	3-7	3-3	0	1	1	3	2	16	1	0	0	2	4	
14 Bobby Rosenberger	G 21:20	1-5	1-2	0-0	1	2	3	0	0	3	2	0	0	0	-1	
21 Gastin Liberto	17:20	0-1	0-0	2-4	2	3	1	2	1	2	1	1	1	0	-14	
3 Miles Webb	23:21	3-7	0-0	0-2	1	1	2	2	1	4	6	2	0	0	-11	
4 Carlos Lopez, Jr.	23:02	3-8	2-4	4-6	0	1	1	1	4	12	1	3	2	0	-7	
11 Chris Moncrief	07:04	0-2	0-1	0-0	1	1	2	0	0	0	0	1	1	0	-8	
1 Braylen Blue	03:12	0-0	0-0	0-0	0	0	0	0	0	0	0	0	0	0	-7	
Team					3	4	7				0	1				
Totals		21-55	10-22	13-21	12	19	31	15	13	65	14	14	9	3	7	-7

Technical Fouls: NONE

	MSM	SFU
Biggest lead	25 (1 st 0:27)	1 (1 st 15:57)
Best Scoring Run	22 (1 st 0:27)	9 (2 nd 15:11)
Lead Changes	4	
Times Tied	3	
Time with Lead	34:15	03:23

Points from Turnovers	MSM	SFU
Paint	18	15
Second Chance	36	20
Fast Breaks	16	8
Bench	5	11

Period by Period Scoring	1st	2nd	TOT
MSM	40	32	72
SFU	15	50	65



Official Basketball Box Score - Final
Mount St. Mary's at Georgia
12/20/23 Stogden Coliseum, Atlanta
2023-24 Men's Basketball

Game Time: 7:01 PM
Game Duration: 2:02
Attendance: 6,045

Officials: Vladimir Voyard-Tadai, Lucas Stares, Damon George

Mount St. Mary's - 82

Record: 4-7

NO.	Name	Min	FG M-A	3P M-A	FT M-A	Rebounds OR DR TOT	Fouls PF RD	TP	AS	TO	ST	Blocks BS BA	+/-				
11	George Tinsley	F 23:28	4-5	0-1	1-1	1	4	5	3	1	9	0	1	0	1		
12	Jedy Cordlia	F 21:19	6-7	0-0	1-2	0	3	3	5	1	13	2	1	0	2		
1	Dakota Leffew	G 37:04	10-18	2-6	4-5	1	2	3	5	1	26	5	3	1	1	-20	
13	Dallas Hobbs	G 26:26	2-7	0-1	3-4	0	6	7	4	4	7	6	1	0	0	1	
23	Joshua Reeves	G 24:44	0-2	0-2	0-0	0	2	2	2	0	0	1	3	0	0	-1	
2	DeShayne Montgomery	29:51	10-16	1-5	2-2	0	3	3	3	4	23	3	1	3	1	-8	
4	Dola Adebayo	15:14	0-0	0-0	2-2	0	1	1	2	2	2	0	2	2	0	-5	
24	Frantisek Barton	14:26	1-1	0-0	0-0	3	1	4	1	0	2	1	3	1	0	-13	
15	Terrell Ard, Jr.	07:28	0-3	0-0	0-0	0	2	2	1	0	0	0	0	0	0	-8	
Team						0	0	0				0	1				
Totals			33-59	3-15	13-16	6	24	30	21	14	82	18	16	9	3	2	-12

Technical Fouls: NONE

Georgia - 94

Record: 8-3

NO. Name	Min	FG M-A	3P M-A	FT M-A	Rebounds OR DR TOT	Fouls PF FO	TP	AS	TO	ST	Blocks BS BA	+/-				
10 RJ Sunahara	F 10:32	1-3	0-0	0-0	1	0	1	0	0	2	0	0	0	0	-4	
54 Russel Tchewa	C 18:39	0-1	0-0	2-2	2	2	4	1	1	5	2	1	0	0	2	
1 Jabri Abdur-Rahim	G 26:22	5-9	3-5	10-10	1	3	4	1	1	23	0	1	3	0	1	
3 Noah Thomassen	G 26:49	8-12	1-2	0-0	0	2	2	0	1	17	0	2	1	0	7	
4 Silas Demary Jr.	G 29:11	1-4	0-1	5-6	0	4	4	4	4	7	4	1	3	0	18	
0 Blue Cain	19:18	4-7	2-5	0-1	0	1	1	3	1	10	0	2	0	0	5	
11 Justin Hill	25:29	2-5	0-2	2-6	0	0	1	1	4	6	8	1	0	0	0	
15 RJ Melendez	22:19	5-13	1-4	7-7	2	4	6	2	4	18	4	1	2	1	11	
5 Frank Anselme-Ibe	09:19	2-2	0-0	1-1	1	1	2	2	1	5	0	1	0	1	6	
23 Jalen DeLoach	12:02	2-2	0-0	0-0	1	3	4	0	0	4	1	1	0	0	4	
Team					0	0	0				0	1				
Totals		30-58	7-19	27-33	8	21	29	14	21	94	17	12	11	2	3	12

Technical Fouls: NONE

	MSM	UGA
Biggest lead	9 (1 st 11:48)	15 (2 nd 16:37)
Best Scoring Run	9 (1 st 11:48)	9 (1 st 9:40)
Lead Changes	5	
Times Tied	4	
Time with Lead	09:42	2

2023-24 BOX SCORES



Official Basketball Box Score - Final
Mount St. Mary's at Delaware St.
12/20/23 Memorial, Dover
2023-24 Men's Basketball

Game Time: 12:00 PM
Game Duration: 1:47
Attendance: 550

Officials: Antone Dawkins, Cuerti McDaniel, Kevin Aage

Mount St. Mary's - 73

Record: 5-8

NO.	Name	Min	FG	3P	FT	Reb	Or	Dr	Fouls	TP	AS	TO	ST	Blocks	BS	BA	+/-
11	George Tinsley	F 17:49	2-3	0-0	0-0	1	0	1	3	0	4	0	0	0	0	0	-2
12	Jedy Cordilla	F 29:32	2-7	0-3	3-3	0	8	8	2	2	7	0	2	0	0	0	6
1	Dakota Leflew	G 33:43	8-17	5-8	0-0	1	5	6	3	1	21	3	0	1	0	0	-11
13	Dallas Hobbs	G 30:27	7-14	2-6	0-3	2	4	6	1	6	16	5	3	3	0	0	11
23	Joshua Reeves	G 19:52	1-5	1-5	0-0	0	2	2	1	1	3	1	1	0	0	0	-12
2	De'Shayne Montgomery	G 25:49	5-8	2-2	1-2	0	0	0	4	1	13	0	1	0	0	0	0
4	Dola Adebayo	25:20	3-5	0-2	3-5	4	2	6	1	3	9	0	0	0	0	0	12
24	Frantisek Barton	07:39	0-1	0-0	0-0	1	1	2	0	0	0	1	0	0	0	0	-7
15	Terrell Ard, Jr.	06:28	0-1	0-0	0-0	0	1	1	0	0	0	0	0	0	0	0	-10
21	Ronald Jessamy	03:21	0-0	0-0	0-0	0	1	1	1	0	0	0	1	0	0	0	-1
Team						0			0	0	0	5					
Totals			28-62	10-26	7-13	9	24	33	16	14	73	9	14	4	2	1	-4

Technical Fouls:Montgomery 1st4:11

Shooting By Period
1 st FG% 15.33 45.5%
3PT% 6.16 37.5%
FT% 5.8 62.5%
2 nd FG% 13.29 44.8%
3PT% 4.10 40.0%
FT% 2.5 40%
GM FG% 28.62 45.2%
3PT% 10.26 38.5%
FT% 7.13 53.8%
Dead Ball Rebounds: 5, 4

Delaware St. - 77

Record: 7-9

NO.	Name	Min	FG	3P	FT	Rebounds	Fouls	TP	AS	TO	ST	Blocks	BS	BA	+/-	
1	Alston Andrews	F 32:23	4-5	0-0	0-1	0	2	2	2	1	8	0	1	0	7	
24	Raymond Somerville	C 15:32	2-7	0-0	0-0	0	1	1	0	0	4	1	1	0	0	
0	Deywik Tavaraz	G 33:44	5-12	2-5	0-0	1	7	8	2	1	12	3	1	0	8	
3	Maria Robinson	G 39:10	6-14	2-4	6-6	1	4	5	3	3	20	2	0	0	7	
5	Jevin Muniz	G 32:29	3-9	0-1	12-13	1	6	7	3	18	5	2	3	0	1	
15	Wesley Oba	24:49	4-7	0-2	0-0	2	3	5	0	1	8	0	0	0	13	
4	Kyle Johnson	02:59	0-0	0-0	0-0	0	0	0	0	0	1	1	0	0	0	
11	Khyrie Staten	02:45	1-2	0-0	0-0	0	1	1	0	2	0	1	0	0	-7	
10	Cameron Stitt	06:23	1-2	0-0	1-1	1	0	1	0	1	3	0	0	0	-12	
22	Brandon Stone	04:49	1-3	0-1	0-0	0	1	1	0	2	1	0	0	0	-6	
22	Dean Shepherd	04:57	0-0	0-0	0-0	0	1	1	0	0	0	0	0	0	0	
	Team		0	0	0	0	0	0	0	0	2					
Totals			27-61	4-13	19-21	6	25	31	14	15	77	12	10	5	1	2

Technical Fouls:NONE

	MOU	DEL	Points from		MOU	DEL	Period by Period Scoring		
Biggest lead	10 (1 st 1:38)	7 (2 nd 4:04)	Turnovers	11	16		1st	2nd	TOT
Best Scoring Run	7 (1 st 1:38)	7 (2 nd 8:47)	Paint	30	40	MOU	41	32	73
Lead Changes			Second Chance	10	9				
Times Tied	9		Fast Breaks	16	25	DEL	33	44	77
Time with Lead	18:14	16:30	Bench	22	15				



Official Basketball Box Score - Final
Mount St. Mary's at Saint Peter's
01/07/24 Yarnell Center, Jersey City
2023-24 Men's Basketball

Game Time: 2:00 PM
Game Duration: 2:19
Attendance: 426

Officials: Pat Driscoll, Brent Hampton, Michael Luckie

Mount St. Mary's - 64

Record: 6-9 (2-2)

NO.	Name	Min	FG	3P	FT	Rebounds	Fouls	TP	AS	TO	ST	Blocks	BS	BA
11	George Tinsley	F 21:52	3-4	0-1	0-0	1	2	3	2	0	6	1	2	0
12	Jedy Cordilla	F 28:55	2-4	0-0	5-6	0	3	3	4	9	10	1	0	2
1	Dakota Leflew	G 37:17	7-18	4-12	1-1	2	4	4	2	19	3	4	1	0
2	De'Shayne Montgomery	G 25:17	1-2	0-0	3-4	2	2	4	5	4	5	0	1	1
23	Joshua Reeves	G 32:34	2-5	0-2	0-0	0	1	1	0	0	4	1	0	0
13	Dallas Hobbs	24:39	5-10	3-6	3-5	1	4	5	5	16	1	5	3	0
4	Dola Adebayo	24:27	1-2	0-1	0-0	1	5	6	3	2	2	1	1	1
21	Ronald Jessamy	04:59	1-2	0-0	1-1	0	0	0	0	1	3	0	1	0
Team						0	1	1	0	0	1			
Totals			22-47	7-22	13-17	7	22	29	22	18	94	7	20	6

Technical Fouls:Hobbs 2nd9:33

Shooting By Period
1 st FG% 11-21 52.4%
3PT% 4-8 50.0%
FT% 5-8 62.5%
2 nd FG% 11-26 42.3%
3PT% 3-14 21.4%
FT% 8-9 88.9%
GM FG% 22-47 46.8%
3PT% 7-22 31.8%
FT% 13-17 76.5%
Dead Ball Rebounds: 0, 1

Saint Peter's - 70

Record: 8-5 (4-0)

NO.	Name	Min	FG	3P	FT	Rebounds	Fouls	TP	AS	TO	ST	Blocks	BS	BA
3	Corey Washington	F 35:04	10-16	2-4	3-3	0	2	2	2	3	25	0	1	2
15	Stephen Roberts	F 21:54	3-3	1-1	4-4	4	0	4	4	3	11	0	0	1
0	Latrell Reid	G 31:29	3-10	0-2	7-10	3	4	7	2	6	13	5	4	2
1	Brent Bland	G 34:33	1-4	1-2	3-4	0	4	4	3	6	13	4	0	5
5	Armoni Zeigler	G 16:05	1-4	0-1	0-0	0	0	0	1	1	2	0	0	2
4	Roy Clarke	29:07	2-9	0-0	3-3	1	4	5	0	3	7	3	5	0
35	Mouhammed Sow	18:06	1-4	0-1	2-2	3	6	3	1	4	1	2	0	0
7	Elijah Perkins	05:15	0-3	0-0	0-0	0	1	1	1	0	0	0	1	0
10	Elijah Wood	02:50	0-0	0-0	0-0	0	1	1	0	0	0	0	1	0
2	Marcus Randolph	05:37	1-2	0-1	0-1	0	1	1	2	2	2	0	0	0
Team			2	2	4	0	0	0	0	0	1			
Totals			22-55	4-12	22-27	13	22	35	18	22	70	10	14	13

Technical Fouls:NONE

	MSM	SPU	Period by Period Scoring			
Biggest lead	6 (1 st 4:24)	12 (2 nd 5:32)				
Best Scoring Run	13 (1 st 4:24)	9 (1 st 11:33)				
Lead Changes						
Times Tied	5					
Time with Lead	09:47	24:09				
Points from Turnovers	17	20				
Paint	30	22				
Second Chance	4	14				
Fast Breaks	8	11				
Bench	21	13				
			MSM	SPU	TOT	
			1st	2nd	TOT	
			MSM	31	33	64
			SPU	29	41	70



Official Basketball Box Score - Final
Canisius at Mount St. Mary's
12/20/23 West Ave., Lumburg
2023-24 Men's Basketball

Game Time: 7:00 PM
Game Duration: 1:54
Attendance: 1,307

Officials: Evon Burroughs, Ed Corles, Adam Vandenberg

Canisius - 69

Record: 6-7 (1-2)

NO.	Name	Min	FG	3P	FT	Rebounds	Fouls	TP	AS	TO	ST	Blocks	BS	BA	+/-		
		M-A	M-A	M-A	M-A	OR	DR	TOT	F	P							
4	Youni Fritz	F 12:11	2-3	0-0	1-1	3	1	4	4	1	5	0	2	1	0	-10	
23	Frank Mitchell	F 36:03	5-11	0-1	3-6	7	4	11	1	5	13	1	3	1	0	-10	
0	Tre Dinkins	G 34:04	6-18	2-10	4-5	0	3	3	1	3	18	3	3	1	0	-10	
5	Siem Uijlendaal	G 36:38	6-13	0-3	0-0	0	2	2	2	3	12	2	1	3	0	-4	
21	TJ Gadavien	G 28:33	3-8	3-5	2-2	0	6	6	3	1	11	0	0	1	0	-10	
12	Bryce Okpoh	28:42	2-8	0-1	0-0	6	5	11	1	0	4	2	1	0	0	-12	
2	TJ Porter	05:04	0-1	0-1	1-2	0	0	0	0	1	1	1	0	0	0	-11	
3	Cam Palesse	15:48	2-4	1-1	0-0	0	0	0	0	1	0	5	0	2	0	-3	
1	Devean Williams	03:57	0-2	0-1	0-0	1	0	1	0	0	0	0	0	0	0	-3	
Team						2	0	2	0	0	0	0					
Totals			26-68	6-23	11-16	19	21	40	14	14	89	8	12	8	2	-1	-5
Technical Fouls:NON																	

Technical Fouls:NONE

Shooting By Period
1 st FG% 12-31 38.7%
3PT% 2-11 18.2%
FT% 8-10 80%
2 nd FG% 14-37 37.8%
3PT% 4-12 33.3%
FT% 5-6 50%
GM FG% 26-68 38.2%
3PT% 6-23 26.1%
FT% 11-16 68.8%
Dead Ball Rebounds: 5, 0

Mount St. Mary's - 74

Record: 5-8 (2-1)

NO.	Name	Min	FG M-A	3P M-A	Rebounds CR	Turnovers TOT	Fouls TOT	TP P	AS	TO	ST	Blocks BS	+/-			
11	George Tinsley	F 29:17	7-10	4-5	0-1	5	2	7	1	3	18	1	1	0	0	6
12	Jedy Cordilla	F 23:47	3-3	0-0	0-0	1	4	5	4	1	6	2	4	0	0	0
1	Dakota Leflew	G 35:13	4-12	2-6	2-2	1	6	7	1	2	12	3	4	0	0	-5
2	De'Shayne Montgomery	G 34:42	4-8	0-2	0-0	1	1	2	1	1	8	4	2	0	0	1
23	Joshua Reeves	G 24:16	1-7	1-7	2-2	0	4	4	1	1	5	1	0	0	0	0
4	Dola Adebayo	10:43	4-5	0-1	0-1	1	2	3	0	2	8	0	0	0	0	-1
13	Dallas Hobbs	24:54	4-9	1-4	2-2	1	0	1	1	3	11	5	1	2	0	0
21	Ronald Jessamy	17:08	3-5	0-0	0-0	0	2	2	5	1	6	1	1	1	0	0
Team					0	2	2	0	0	0	1					
Totals			30-59	8-25	6-8	10	23	33	14	14	74	17	16	5	2	5

Technical Fouls:NONE

	CAN	MOUNT	Points from		CAN	MOUNT	Period by Period Scoring		
Biggest lead	4 (1 st 15:34)	11 (1 st 6:42)	Turnovers	14	13	CAN	1st	2nd	TOT
Best Scoring Run	7 (1 st 15:34)	13 (9 th 9:11)	Paint	28	44		34	35	69
Lead Changes	5		Second Chance	14	10	MOUNT	37	37	74
Times Tied	4		Fast Breaks	11	8		37	37	74
Time with Lead	05:17	32:10	Bench	10	25				

2023-24 BOX SCORES



Official Basketball Box Score - Final
Marist at Mount St. Mary's
01/25/24 Knott Arena, Emmitsburg
2023-24 Men's Basketball

Game Time: 7:00 PM
Game Duration: 1:48
Attendance: 1,008

Officials: Adam Vanderburgh, John Cahill, Jr., Brian Zink

Marist - 48

Record: 8-7 (3-3)

NO.	Name	Min	FG	3P	FT	Rebounds	Fouls	TP	AS	TO	ST	Blocks	BS	BA	+/		
11	Jaden Daughtry	F 25:00	2-5	0-1	1-1	0	2	2	1	5	1	2	1	2	0	-15	
13	Max Allen II	F 26:33	1-4	0-0	1-4	1	2	3	1	3	3	2	1	2	0	-13	
23	Javon Cooley	F 32:12	3-5	1-2	3-4	0	5	1	3	10	1	1	3	0	0	-4	
0	Jadin Collins	G 22:57	2-5	0-0	0-0	0	2	2	1	0	4	2	4	0	0	-18	
15	Josh Pascarelli	G 26:25	2-10	0-4	0-0	0	4	4	0	2	4	0	1	0	0	-16	
23	Joshua Reeves	G 14:09	0-2	0-1	0-0	0	2	2	0	0	0	0	1	0	0	-1	
2	Kam Farris	14:52	3-8	1-4	0-0	0	0	0	0	0	0	0	1	0	1	-7	
2	Noah Harris	24:25	5-9	3-5	2-3	0	1	1	0	2	15	0	3	0	1	-9	
21	Matt McCool	13:27	0-0	0-0	0-0	0	2	2	3	1	0	0	0	0	0	-4	
Team						1	3	4	0	0	0	0	0	0	0	-17	
Totals			18-48	5-17	7-12	2	23	25	8	12	48	7	14	6	3	5	-17

Technical Fouls: NONE

Mount St. Mary's - 65

Record: 7-10 (3-3)

NO.	Name	Min	FG	3P	FT	OR	Rebounds	Fouls	TP	AS	TO	ST	Blocks	BS	BA	+/	
4	Dola Adebayo	F 22:07	2-4	1-3	0-0	0	3	3	2	0	5	0	2	2	3	0	7
11	George Tinsley	F 24:37	2-3	0-1	0-1	3	2	5	1	1	4	2	1	2	0	0	13
12	Jedy Cordia	F 22:52	3-5	0-0	3-4	2	5	7	0	3	9	2	0	0	0	12	
1	Dakota Leflew	G 34:15	9-15	5-10	0-0	0	2	2	2	0	21	5	4	1	0	0	15
23	Joshua Reeves	G 31:20	3-8	2-4	0-0	5	5	2	0	8	0	1	0	0	1	0	11
2	DeShayne Montgomery	22:45	4-7	3-4	0-0	1	1	1	1	1	1	0	3	1	1	0	14
15	Terrell Ard, Jr.	11:53	0-3	0-0	1-2	4	8	2	1	1	1	2	1	0	0	0	5
13	Dallas Hobbs	11:27	1-7	0-3	0-0	0	2	2	0	0	2	2	1	0	0	1	3
24	Franksek Barton	14:44	1-2	0-0	0-0	0	5	5	2	1	1	0	1	0	1	2	2
5	Malcolm Dread	00:50	0-0	0-0	0-0	0	0	0	0	0	0	0	0	0	0	0	0
10	Patrick Haigh	00:50	0-0	0-0	0-0	0	0	0	0	0	0	0	0	0	0	0	0
21	Ronald Jessamy	00:50	0-0	0-0	2-2	0	0	0	0	1	2	0	0	0	0	0	0
34	Joshua Olasebikan	00:50	0-0	0-0	0-0	0	0	0	0	0	0	0	0	0	0	0	5
Team						0	1	1	0	0	1	0	0	0	0	0	1
Totals		24-54	11-25	6-9	9	30	39	12	8	65	13	16	9	5	3	17	

Technical Fouls: NONE

Biggest lead	MARIST	MOUNT	Points from Turnovers	MARIST	MOUNT	Period by Period Scoring
Biggest lead	2 (1 st 19:01)	20 (2 nd 1:16)	Turnovers	13	14	
Best Scoring Run	8 (2 nd 5:19)	10 (1 st 12:33)	Paint	14	22	MARIST 21 27 48
Lead Changes	1		Second Chance	2	10	
Times Tied	0		Fast Breaks	4	7	MOUNT 29 36 65
Time with Lead	00:22	38:39	Bench	22	18	



Official Basketball Box Score - Final
Niagara at Mount St. Mary's
01/21/24 Knott Arena, Emmitsburg
2023-24 Men's Basketball

Game Time: 2:00 PM
Game Duration: 1:47
Attendance: 2,412

Officials: Tim Smith, Nathan Hall, Mike Ruffalo, Henry

Niagara - 82

Record: 9-9 (5-3)

NO.	Name	Min	FG	3P	FT	Rebounds	Fouls	TP	AS	TO	ST	Blocks	BS	BA			
15	Yaw Obeng-Mensah	F 20:09	4-7	1-1	0-0	1	3	4	1	1	9	0	3	1	0	0	11
55	Harlan Obioha	C 22:12	2-4	0-0	0-0	0	4	4	2	1	4	1	1	1	0	0	2
1	Randy Tucker	G 26:35	4-5	3-3	0-0	0	2	2	3	0	11	0	0	1	0	0	15
5	Luke Bumbalough	G 33:19	2-8	1-3	4-5	1	2	3	1	5	9	7	0	1	0	0	5
11	Ahmad Henderson II	G 34:46	7-15	3-6	6-7	1	2	3	3	7	23	2	2	1	0	1	1
13	Quandre Bullock	25:20	3-6	2-3	2-2	0	3	3	1	1	10	1	1	1	0	0	12
12	Kwane Marble II	26:10	6-7	1-1	0-0	1	3	4	1	1	13	2	1	2	0	0	5
24	Aime Rutayisire	11:29	1-1	1-1	0-0	0	0	0	0	0	3	1	0	1	0	0	4
Team						0	0	0	0	0	0	0	0	0	0	0	0
Totals			29-53	12-18	12-14	4	19	23	12	16	82	14	8	9	0	1	11

Technical Fouls: NONE

Mount St. Mary's - 71

Record: 7-11 (3-4)

No.	Name	Min	FG	3P	FT	Rebounds	Fouls	TP	AS	TO	ST	Blocks	BS	BA	+/		
4	Dola Adebayo	F 31:01	2-3	1-1	0-0	0	7	7	1	1	5	2	3	1	0	0	2
11	George Tinsley	F 28:17	3-4	0-0	0-1	0	3	3	0	2	6	3	0	0	0	0	-11
12	Jedy Cordia	F 16:50	3-5	0-0	0-0	0	1	2	3	1	0	6	1	3	1	0	-9
1	Dakota Leflew	G 35:28	9-15	0-2	0-0	0	2	2	3	2	18	1	0	0	0	0	-9
23	Joshua Reeves	G 24:04	3-5	0-1	0-0	0	1	1	0	0	6	1	0	0	0	0	-10
13	Dallas Hobbs	22:41	4-6	0-0	4-5	0	1	1	5	4	12	0	0	1	0	0	2
15	Terrell Ard, Jr.	07:58	1-1	0-0	2-2	1	1	2	1	1	4	0	2	0	0	0	-12
24	Franksek Barton	03:00	0-2	0-0	0-0	0	0	0	0	1	0	0	1	0	0	0	-8
2	DeShayne Montgomery	22:37	2-6	0-0	2-2	1	2	3	2	1	6	0	3	2	0	0	-6
21	Ronald Jessamy	08:05	3-4	0-0	2-2	1	1	2	2	1	8	0	0	2	1	0	6
Team						0	1	1	0	0	0	0	0	0	0	0	0
Totals			30-51	1-4	10-12	4	21	25	16	12	71	8	12	7	1	0	-11

Technical Fouls: NONE

Biggest lead	NIA	MOUNT	Points from Turnovers	NIA	MOUNT	Period by Period Scoring
Biggest lead	18 (1 st 8:21)	0 (1 st 20:00)	Turnovers	18	12	
Best Scoring Run	7 (1 st 11:57)	14 (1 st 1:24)	Paint	34	44	NIA 38 44 82
Lead Changes	6	2	Second Chance	6	2	
Times Tied	1		Fast Breaks	11	13	MOUNT 34 37 71
Time with Lead	39:12	00:00	Bench	26	30	



Official Basketball Box Score - Final
Mount St. Mary's at Quinnipiac
01/25/24 MBT Bank Arena, Hamden
2023-24 Men's Basketball

Game Time: 7:30 PM
Game Duration: 1:47
Attendance: 929

Officials: Matt Potter, Ed Corkins, Will Flowers

Mount St. Mary's - 65

Record: 7-12 (3-5)

NO.	Name	Min	FG	3P	FT	Rebounds	Fouls	TP	AS	TO	ST	Blocks	BS	BA			
4	Dola Adebayo	F 23:41	3-7	0-2	0-0	0	6	6	1	5	1	0	1	1	-2		
11	George Tinsley	F 20:12	1-3	0-2	0-0	1	1	2	0	0	2	0	3	0	-6		
12	Jedy Cordia	F 25:34	3-4	0-0	0-0	0	1	6	7	0	6	2	1	1	0	0	
1	Dakota Leflew	G 32:54	6-12	1-5	2-2	1	2	3	1	2	15	4	2	2	0	1	-10
23	Joshua Reeves	G 29:34	4-12	2-7	2-2	1	1	2	0	2	12	2	2	1	0	0	-10
2	DeShayne Montgomery	24:34	2-8	1-3	2-2	0	5	5	1	1	7	0	4	2	0	0	-19
13	Dallas Hobbs	20:21	1-8	1-5	3-4	2	0	2	2	3	6	2	3	1	0	1	-3
15	Terrell Ard, Jr.	04:19	0-0	0-0	0-0	1	0	1	0	0	0	0	2	0	0	0	-8
24	Frankstsek Barton	05:01	0-1	0-0	0-0	0	0	0	2	0	0	0	0	0	0	0	-8
21	Ronald Jessamy	07:29	5-5	0-0	1-1	1	1	2	3	2	11	1	0	0	0	0	-5
10	Patrick Haigh	04:09	0-1	0-1	0-0	0	0	0	0	0	0	0	0	0	0	0	2
5	Malcolm Dread	01:04	0-0	0-0	0-0	0	0	0	0	0	0	0	0	0	0	0	-1
Team						0	0	0	0	0	0	0	0	0	0	0	0
Totals			25-61	5-25	10-11	8	22	30	9	11	85	12	18	7	1	3	-14
															Technical Fouls:NON		

Technical Fouls: NONE

Quinnipiac - 79

Record: 15-4 (7-1)

NO.	Name	Min	M.A	M.A	O.R	D.T	FF	TP	AS	TO	ST	BS	BA	+/-	
15	Amari Tice	F 21:29	4-9	0-3	0	2	2	4	1	0	8	0	2	4	0
33	Paul Otieno	F 31:29	4-8	0-1	2	22	4	8	4	2	10	1	5	2	0
0	Alexis Reyes	G 31:31	2-8	2-7	0	0	1	5	6	1	0	6	1	2	1
2	Matt Balanc	G 37:10	6-15	3-10	3	3	1	3	4	0	2	18	0	2	0
3	Savon Lewis	G 31:27	5-8	0-1	1	2	0	2	1	3	1	11	6	2	1
5	Doug Young	19:23	4-6	1-2	1	2	1	2	1	1	10	2	2	0	0
1	Richie Springs	08:31	2-4	1-1	0	0	1	2	1	1	5	0	0	0	0
13	Daemar Kelly	07:43	2-2	1-1	0	0	0	0	0	0	5	0	0	1	0
12	Rihards Vavers	07:23	2-4	2-4	0	0	1	1	0	0	6	0	1	0	1
23	Jamir Higgins	03:17	0-1	0-0	0	0	0	0	0	1	0	0	1	0	0
10	Nicholas Margetson	00:37	0-0	0-0	0	0	1	1	1	0	0	0	0	0	-1
Team					0	1	1	0	0	0	0	0	0	0	0
Totals			31-65	10-30	7-9	10	21	31	11	9	79	11	12	12	3

Technical Fouls: NONE

2023-24 BOX SCORES



Official Basketball Box Score - Final
Mount St. Mary's at Marist
02/08/24 NCAA Arena, Emmitsburg, NY
2023-24 Men's Basketball

Game Time: 7:00 PM
Game Duration: 2:05
Attendance: 1,360

Officials: Nathan Farrell, Bill Covington Jr., Adam Fiere

Mount St. Mary's - 76

Record: 6-13 (4-6)

NO. Name	Min	FG	3P	FT	Rebounds	Fouls	TP	AS	TO	ST	Blocks	BS	BA	+	-
4 Dola Adebayo	F 17:29	2-6	0-2	2-2	0 3 3	0 1	6	1	1	1	0	0	0	8	
11 George Tinsley	F 20:23	2-3	0-0	0-0	4 1 5	0 0	4	1	0	0	0	0	0	21	
12 Jedy Cordila	F 20:51	2-7	0-0	0-0	2 4 6	1 0	4	0	1	1	0	0	0	8	
11 Dakota Leflew	G 37:12	12-17	7-11	3-3	0 8 8	1 3	34	6	3	3	1	0	0	24	
23 Joshua Reeves	G 22:52	1-7	1-6	0-0	0 1 1	1 2	3	0	1	1	0	0	0	4	
2 De'Shayne Montgomery	G 22:31	3-4	1-2	2-2	0 0 0	3 1	9	3	1	3	0	0	0	13	
21 Ronald Jessamy	G 05:55	2-5	0-0	1-2	2 2 4	4 1	5	0	3	1	1	2	-2		
13 Dallas Hobbs	G 23:30	3-7	2-3	1-2	0 5 5	1 2	9	2	3	0	0	0	1	11	
15 Terrell Ard, Jr.	G 13:14	0-3	0-1	0-0	2 0 2	3 0	0	2	0	0	1	0	2		
24 Frantisek Barton	G 09:57	1-2	0-0	0-0	0 4 4	1 0	2	0	0	0	0	0	1	9	
5 Malcolm Dread	G 01:33	0-0	0-0	0-0	0 0 0	0 0	0	0	0	0	0	0	0	-4	
10 Patrick Haigh	G 01:33	0-0	0-0	0-0	0 0 0	0 0	0	0	0	0	0	0	0	-4	
Team		2	0	2				0	1						
Totals		28-61	11-25	9-11	12 28 40	15 10	76	15	14	10	3	4	18		

Technical Fouls: NONE

Marist - 58

Record: 10-9 (5-5)

NO. Name	Min	FG	3P	FT	Rebounds	Fouls	TP	AS	TO	ST	Blocks	BS	BA	+	-
		MA	MA	MA	OR	DR	TO								
11 Jaden Daughtry	F 21:17	1-5	0-3	0-0	0	4	4	1	0	2	1	0	0	1	-17
13 Max Allen II	F 24:40	2-7	0-1	0-1	1	1	2	1	1	4	2	3	0	2	-21
23 Javon Cooley	F 17:06	0-2	0-1	2-2	1	0	1	0	1	2	1	0	0	0	-21
0 Jaden Collins	G 20:39	1-3	0-1	0-0	0	1	1	2	1	2	3	5	2	0	-11
15 Josh Pascarelli	G 24:40	3-11	2-4	1-2	0	1	1	1	2	9	2	0	1	0	-18
5 Isaiah Brickner	G 19:21	3-9	0-3	4-4	0	2	2	3	4	10	2	4	0	0	-7
4 Jackson Price	G 15:20	1-3	1-1	2-2	2	3	0	5	0	5	0	1	1	1	3
10 Trace Salton	G 18:43	4-5	1-1	2-2	0	2	2	1	2	11	1	0	0	0	-1
24 Kam Farris	G 27:45	4-8	2-5	0-0	0	1	1	1	1	10	0	0	0	1	3
30 Isaiah Sulack	G 10:29	1-1	1-1	0-0	0	1	0	0	3	0	0	0	0	0	0
Team					2	4	6			0	1				
Totals		20-54	7-21	11-13	6	20	26	10	15	59	12	14	6	4	3

Technical Fouls: NONE

	Mount	Marist	Points from	Mount	Marist	Period by Period Scoring			
Biggest lead	32 (2 nd 14:41)	2 (1 st 18:55)	Turnovers	21	25	1 st	2 nd	TOT	
Best Scoring Run	13 (1 st 1:13)	9 (2 nd 11:35)	Paint	30	20	Mount	41	35	76
Lead Changes	3		Second Chance	14	5		Marist	20	38
Times Tied	1		Fast Breaks	6	13				
Time with Lead	36:29	01:56	Bench	25	39				

Shooting By Period
1st FG% 7-22 31.8%
3PT% 2-9 22.2%
FT% 4-5 80.0%
2nd FG% 13-32 40.6%
3PT% 5-12 41.7%
FT% 7-8 87.5%
GM FG% 20-54 37.0%
3PT% 7-21 33.3%
FT% 11-13 84.6%
Dead Ball Rebounds: 2.0



Official Basketball Box Score - Final
Mount St. Mary's at Siena
02/09/24 NCAA Arena, Albany, NY
2023-24 Men's Basketball

Game Time: 2:00 PM
Game Duration: 2:07
Attendance: 5,730

Officials: Pat Driscoll, Ryan Corbett, Michael Kirts

Mount St. Mary's - 68

Record: 9-13 (5-6)

NO. Name		Min	FG	3P	FT	Rebounds	Fouls	TP	AS	TO	ST	Blocks	BS	BA	+	-
		MA	MA	MA	MA	OR	DR	OT								
4 Dola Adebayo	F	28:54	6-13	1-2	3-3	5	2	7	4	3	16	2	1	1	0	0
11 George Tinsley	F	10:37	0-0	0-0	0-0	1	0	1	0	0	0	0	1	0	0	-2
12 Jedy Cordila	F	17:08	2-5	0-0	0-0	2	1	3	1	0	4	1	0	1	0	-1
11 Dakota Leflew	G	36:15	4-14	1-2	4-8	0	9	9	1	4	13	2	3	2	4	3
23 Joshua Reeves	G	20:53	1-6	1-4	2-2	0	4	4	1	1	5	0	1	1	0	0
2 De'Shayne Montgomery	G	25:47	3-6	0-1	2-6	0	2	2	3	4	8	1	2	1	2	0
13 Dallas Hobbs	G	18:42	3-4	2-3	0-0	1	4	5	0	0	8	2	2	0	0	0
15 Terrell Ard, Jr.	G	09:52	2-5	0-2	2-4	0	1	1	1	3	6	0	0	0	0	0
21 Ronald Jessamy	G	20:41	1-2	0-0	6-6	0	4	4	2	3	8	0	0	1	1	1
24 Frantisek Barton	G	02:11	0-0	0-0	0-0	0	0	0	0	0	0	0	0	0	0	0
Team						1	3	4			0					
Totals		22:55	5-14	19-27	10	30	40	13	18	68	8	10	7	7	5	7

Technical Fouls: NONE

Siena - 61

Record: 3-19 (2-9)

NO. Name	Min	FG	3P	FT	Rebounds	Fouls	TP	AS	TO	ST	Blocks	BS	BA	+	-
					OR	DR	OT								
1 Sean Durugordon	F 30:00	3-18	0-5	2-2	3 6 9	1 2	8	1	1	2	0	2	-16		
5 Giovanni Emejorju	F 29:01	5-7	0-0	1-5	2 3 5	2 4	11	2	0	2	1	0	-12		
11 Michael Opi	F 24:31	4-7	4-4	2-2	1 5 6	4 1	14	1	0	1	3	0	-3		
12 Sveinn Birgisson	F 23:28	0-3	0-1	2-4	1 1 2	5 3	2	3	0	0	0	0	1	4	
15 Mason Courtney	G 19:56	0-3	0-1	0-0	0 1 1	0 1	0	0	1	0	0	0	1	-7	
3 Michael Eley	G 27:43	9-20	3-5	3-5	0 4 4	1 2	24	1	5	2	0	3	-1		
34 Max Frazier	G 08:11	0-0	0-0	0-0	0 2 2	3 0	0	0	0	0	0	0	0	-1	
2 Bralyn Smith	G 10:23	0-0	0-0	0-0	0 2 2	0 0	0	2	3	0	0	0	0	-13	
13 Kyle Winters	G 12:51	0-1	0-1	0-0	0 0 0	0 0	2	0	1	1	0	0	0	0	
20 Killian Gribben	G 13:56	1-2	0-0	0-0	1 0 1	0 0	2	0	0	0	1	0	0	5	
Team					4 2 6			0	2						
Totals		22-61	7-17	10-18	12 26 38	18 13	51	11	13	7	5	7	-7		

Technical Fouls: NONE

	MSM	SIE	Points from	MSM	SIE	Period by Period Scoring			
Biggest lead	16 (1 st 7:33)	3 (1 st 19:39)	Turnovers	11	8	MSM	1st	2nd	TOT
Best Scoring Run	11 (1 st 15:04)	8 (2 nd 9:00)	Paint	22	26		43	25	68
Lead Changes	3	2	Second Chance	7	10		SIE	31	30
Times Tied			Fast Breaks	5	6				
Time with Lead	36:36	02:31	Bench	30	26				

Shooting By Period
1st FG% 7-22 31.8%
3PT% 2-9 22.2%
FT% 4-5 80.0%
2nd FG% 13-32 40.6%
3PT% 5-12 41.7%
FT% 7-8 87.5%
GM FG% 20-54 37.0%
3PT% 7-21 33.3%
FT% 11-13 84.6%
Dead Ball Rebounds: 2.0



Official Basketball Box Score - Final
Manhattan at Mount St. Mary's
02/08/24 Knott Arena, Emmitsburg, NY
2023-24 Men's Basketball

Game Time: 7:00 PM
Game Duration: 1:57
Attendance: 2,270

Officials: Jamie Luckie, Tommy Morrissey, Jason Bradwell

Manhattan - 78

Record: 5-16 (2-10)

NO. Name	Min	FG	3P	FT	Rebounds	Fouls	TP	AS	TO	ST	Blocks	BS	BA	+	-
					OR	DR	PF	FF							
23 Daniel Rouzan	F 26:37	6-9	0-0	0-0	0	2	2	3	0	12	3	2	0	0	1
34 Logan Padgett	F 25:51	3-5	1-3	2-3	2	2	4	4	9	1	1	0	0	0	1
0 Seydou Traore	G 32:07	4-12	2-4	1-2	1	5	6	3	11	4	4	0	0	1	-8
12 Jaden Winston	G 30:59	3-10	1-3	5-5	0	5	5	4	12	4	1	2	0	0	-9
11 Briggs McClain	G 30:47	3-10	1-8	4-5	0	4	4	3	11	0	2	1	0	1	0
24 Xinyi Li	G 14:54	1-4	1-3	2-2	1	1	2	0	5	1	0	0	0	0	0
5 Lorenzo Washington	G 03:15	1-1	0-0	0-0	0	0	0	2	2	4	0	1	0	0	12
10 Rokas Jocy	G 16:11	2-5	2-4	0-0	0	1	1	0	6	1	0	1	0	0	-6
3 Perry Cowan	G 16:21	1-2	1-2	0-0	0	0	0	0	3	0	0	1	0	0	-11
14 Wesley Robinson	G 02:59	2-2	0-0	3-3	2	0	2	0	7	0	0	0	0	0	12
Team		0	1	1					0	1					
Totals		26-60	9-27	17-20	6	21	27	19	78	18	11	12	1	3	4

Technical Fouls: NONE

Mount St. Mary's - 82

Record: 10-13 (6-6)

Mount St. Mary's - 82		Record: 10-13 (5-6)													
NO.	Name	Pos	Min	FG	3P	FT	Rebounds	Fouls	TP	AS	TO	ST	Blocks	+	-
				5-8	1-2	1-2	OR	PR	FG						
4	Dola Adebayo	F	24:51	4-6	1-2	2-2	2	0	5	11	1	2	1	0	1
12	Jedy Cordilla	F	18:26	3-4	0-0	1-1	1	1	2	3	2	1	0	1	0
1	Dakota Leflew	G	37:38	7-14	2-9	4-4	0	5	5	22	20	5	2	0	10
2	De'Shayne Montgomery	G	23:45	0-2	0-1	1-2	0	2	2	2	3	1	1	4	2
23	Joshua Reeves	G	25:06	5-7	4-6	1-2	0	2	2	0	1	15	1	1	0
13	Dallas Hobbs	G	17:16	0-4	0-3	0-0	0	3	3	3	1	0	1	0	0
21	Ronald Jessamy	G	18:23	4-5	0-0	3-6	0	6	6	1	4	11	0	2	0
15	Terrell Ard, Jr.	G	13:26	4-9	0-1	3-4	5	2	7	0	4	11	2	1	0
11	George Tinsley	G	19:11	2-5	0-3	2-2	0	3	3	2	1	6	1	0	0
24	Frantisek Barton	G	01:58	0-1	0-0	0-0	0	0	0	0	0	0	0	0	0
Team							2	2	4	0	1				

2023-24 BOX SCORES



Official Basketball Box Score - Final
Mount St. Mary's at Rider
02/16/24 Alumni Gymnasium, Lawrence Township
2023-24 Men's Basketball

Game Time: 7:00 PM
Game Duration: 2:03
Attendance: 1,567

Officials: Rob Riley, A.J. Desai, Bob Flowers

Mount St. Mary's - 57

Record: 11-14 (7-7)

NO.	Name	Min	FG	3P	FT	Rebounds	Fouls	TP	AS	TO	ST	Blocks	BS	BA	+	-	
4	Dola Adebayo	F 23:49	1-3	0-1	0-0	4	4	8	4	1	2	4	2	2	1	0	5
11	George Tinsley	F 18:04	0-1	0-0	2-2	1	4	5	1	1	2	1	0	0	1	1	5
12	Jedy Cordilla	F 25:46	7-11	0-1	0-1	1	6	7	4	4	14	0	3	0	1	0	3
1	Dakota Leflew	G 38:33	4-18	0-4	0-0	2	6	8	2	2	8	1	3	1	0	1	0
23	Joshua Reeves	G 27:06	3-8	2-5	0-0	0	0	0	1	0	8	1	1	0	0	0	-3
2	De'Shayne Montgomery	20:08	4-8	1-1	2-2	1	3	4	3	11	0	1	0	0	0	0	-7
21	Ronald Jessamy	14:14	0-4	0-0	3-4	2	3	2	2	3	0	2	0	2	1	0	-7
13	Dallas Hobbs	16:09	3-5	1-2	0-0	0	4	4	1	1	7	1	4	1	0	0	-7
15	Terrell Ard, Jr.	16:11	1-4	0-0	0-0	0	3	3	0	1	2	0	2	1	0	1	-9
Team						2	0	2			0						
Totals			23-62	4-14	7-9	13	31	44	19	15	57	8	18	5	5	4	-4

Technical Fouls: NONE

Shooting By Period		
1 st FG%	11-27	40.7%
3PT%	0-6	0.0%
FT%	5-6	83.3%
2 nd FG%	12-35	34.3%
3PT%	4-8	50.0%
FT%	2-3	66.7%
GM FG%	23-62	37.1%
3PT%	4-14	28.6%
FT%	7-9	77.8%
Dead Ball Rebounds: 1.0		

Rider - 61

Record: 9-16 (6-6)

NO.	Name	Min	FG	3P	FT	Rebounds	Fouls	TP	AS	TO	ST	Blocks	BS	BA	+	-	
5	Mervin James	F 37:06	6-14	2-4	2-2	0	5	5	4	2	16	4	3	0	2	0	7
33	Tarik Ingram	F 22:34	3-8	0-0	6-7	0	8	8	3	7	12	0	1	2	2	1	5
2	Allen Powell	G 26:01	3-10	2-7	2-2	0	1	1	3	3	10	4	2	3	0	1	10
3	Corey McKelthan	G 22:41	2-6	1-3	0-1	1	0	1	1	2	5	2	0	0	0	0	-14
35	T.J. Weeks Jr.	G 17:24	1-5	0-1	0-0	1	3	4	1	0	2	1	1	2	0	1	-10
14	JT Langston Jr.	14:41	0-1	0-0	0-0	1	3	4	1	1	0	0	2	1	0	1	-12
0	DJ Dudley	20:20	4-8	0-0	2-2	1	4	5	1	2	10	1	3	1	0	1	3
12	Ruben Rodriguez	21:34	1-2	0-0	2-4	0	2	2	0	2	4	1	1	4	0	0	18
23	Anthony McCall	01:09	0-0	0-0	0	0	0	0	0	0	0	0	1	0	0	0	-4
13	Ife West-Ingram	04:30	1-2	0-0	0-0	0	1	1	0	1	0	2	0	0	0	0	2
Team						3	0	3			0						
Totals			21-56	5-15	14-18	7	27	34	15	19	61	13	14	13	4	5	4

Technical Fouls: NONE

	MSM	RID	Points from Turnovers	MSM	RID	Period by Period Scoring	1st	2nd	TOT
Biggest lead	13 (2 nd 15:40)	5 (2 nd 4:23)	14	16					
Best Scoring Run	8 (1 st 6:36)	12 (2 nd 4:23)	Paint	28	26				
Lead Changes	6		Second Chance	12	11				
Times Tied	2		Fast Breaks	2	13				
Time with Lead	28:25	08:19	Bench	23	16				
			RID	22	39				



Official Basketball Box Score - Final
Mount St. Mary's at Fairfield
02/16/24 Lee O. Mahoney Arena, Fairfield, Conn.
2023-24 Men's Basketball

Game Time: 2:00 PM
Game Duration: 1:37
Attendance: 2,327

Officials: Matt Potter, Adam Vanderburgh, John Cahill Jr.

Mount St. Mary's - 80

Record: 11-15 (7-8)

No.	Name	Min	FG	3P	FT	Reb	DR	PF	Fouls	TP	AS	TO	ST	Blocks	BS	BA	+
4	Dola Adebayo	F 12:45	1-2	0-0	3-4	0	3	3	2	3	5	1	0	0	0	0	-16
11	George Tinsley	F 30:59	1-4	1-2	0-0	0	7	7	0	0	3	4	1	0	0	0	-14
12	Jedy Cordilla	F 17:37	3-4	0-0	0-1	2	4	6	0	2	6	0	0	0	0	0	-19
1	Dakota Leflew	G 12:38	2-7	2-5	0-0	0	1	1	1	0	6	0	1	0	1	1	-10
23	Joshua Reeves	G 32:55	6-10	3-5	2-2	0	1	1	0	1	17	3	1	0	0	0	-8
2	De'Shayne Montgomery	34:41	10-18	2-3	3-5	1	1	2	1	4	25	4	4	2	2	2	-22
15	Terrell Ard, Jr.	19:11	4-6	0-0	0-0	0	4	4	0	1	8	2	4	0	1	0	-3
21	Ronald Jessamy	12:38	2-2	0-0	0-0	1	2	3	2	0	4	0	1	1	1	0	-7
24	Frantisek Barton	09:45	0-0	0-0	0-0	0	2	2	0	0	0	0	0	0	0	0	12
10	Patrick Haigh	12:17	1-2	1-2	0-0	0	1	1	0	0	3	1	1	0	0	0	9
5	Malcolm Dread	03:14	1-2	1-2	0-0	0	0	0	0	0	3	0	0	1	0	0	2
25	Joshua Oloosebikan	01:20	0-0	0-0	0-0	1	0	1	0	0	0	0	0	0	0	0	6
Team						1	0	1			0	1					
Totals			31-57	10-19	8-12	6	26	32	7	11	80	15	14	4	5	3	-14

Technical Fouls: NONE

Fairfield - 94

Record: 16-10 (10-5)

NO.	Name	Min	FG	3P	FT	Reb	TR	Fouls	TP	AS	TO	ST	Blocks	BS	BA	+	-	
1	Birma Seck	F 12:57	2-2	0-0	0-0	2	2	4	1	0	4	0	0	0	0	1	0	3
0	Caleb Fields	G 26:01	9-13	7-10	1-2	2	1	3	3	1	26	3	1	1	1	1	1	18
3	Jalen Leach	G 31:49	7-12	0-2	0-0	1	3	4	1	1	14	6	1	2	0	0	22	
4	Jasper Floyd	G 25:43	7-14	2-5	0-0	0	9	9	2	2	18	5	2	2	0	2	23	
14	James Johns Jr.	G 12:58	0-6	0-1	0-0	1	2	3	0	0	0	0	0	1	1	0	8	
2	Brycen Goodine	17:43	7-12	6-8	0-0	1	0	1	3	1	20	2	1	2	0	0	10	
12	Louis Bleechmore	21:28	2-6	1-3	1-1	0	1	1	0	1	6	1	0	0	0	0	16	
10	Alexis Yetna	14:06	3-6	2-4	0-0	3	4	7	1	0	8	1	0	0	0	1	8	
33	Peyton Smith	11:37	0-4	0-1	0-0	2	0	2	0	0	0	2	0	0	0	1	9	
5	Matt Curtis	11:07	0-2	0-2	0-0	0	0	0	0	0	0	1	0	0	0	0	-9	
15	Jack Brown	08:11	0-0	0-0	0-0	0	0	0	0	0	0	0	1	0	0	0	-8	
22	Luke Davidson	02:57	0-0	0-0	0-0	0	0	0	0	0	0	0	0	0	0	0	-14	
13	Anthony Davis Jr.	02:03	0-0	0-0	0-0	0	0	0	0	0	0	0	1	0	0	0	-10	
20	Ryan McPartian	01:20	0-0	0-0	0-2	0	0	0	0	0	1	0	0	0	0	0	-6	
	Team					4	0	4			0							
	Totals		37-77	18-36	2-5	16	22	38	11	7	94	22	7	8	3	5	14	

Technical Fouls: NONE

	MSM	FFD	Points from Turnovers	MSM	FFD	Period by Period Scoring	1st	2nd	TOT
Biggest lead	2 (1 st 18:12)	30 (2 nd 2:44)	8	26					
Best Scoring Run	16 (2 nd 0:16)	9 (2 nd 14:50)	Paint	36	36				
Lead Changes	4		Second Chance	9	17				
Times Tied			Fast Breaks	13	20				
Time with Lead	03:23	31:52	Bench	43	34				
			FFD	43	51				



Official Basketball Box Score - Final
Saint Peter's at Mount St. Mary's
02/23/24 Knott Arena, Ennsburg
2023-24 Men's Basketball

Game Time: 7:00 PM
Game Duration: 2:05
Attendance: 2,061

Officials: Nathan Farrell, Greg Evans, Mike Peltz

Saint Peter's - 70

Record: 14-11 (10-4)

NO.	Name	Min	FG	3P	FT	Rebounds	Fouls	TP	AS	TO	ST	Blocks	BS	BA	+	-	
3	Corey Washington	F 30:45	10-15	1-2	4-6	2	6	8	2	8	25	1	2	1	1	2	8
35	Mouhamed Sow	F 25:20	3-3	0-0	2-2	4	4	8	2	1	8	1	0	2	2	0	3
0	Latrell Reid	G 38:04	7-17	0-2	2-4	3	1	4	2	2	16	6	3	0	0	1	7
2	Marcus Randolph	G 29:26	3-6	3-5	0-0	0	3	3	2	1	9	0	0	2	0	0	2
4	Roy Clarke	G 30:46	0-8	0-1	2-2	0	2	2	1	0	2	2	2	1	0	3	11
15	Stephon Roberts	10:26	1-1	0-0	0-0	1	0	1	3	0	2	0	0	0	1	0	-6
1	Brent Bland	20:55	2-7	2-5	0-0	0	3	3	0	0	6	0	0	1	0	0	2
5	Armoni Zeigler	14:18	0-4	0-1	2-2	0	1	1	0	1	2	1	1	0	0	0	-2
Team						3	2	5			0						
Totals			26-61	6-16	12-16	13	22	35	15	13	70	11	9	7	4	6	5

Technical Fouls: NONE

Shooting By Period		
1 st FG%	11-31	35.5%
3PT%	2-7	28.6%
FT%	5-6	83.3%
2 nd FG%	15-30	50.0%
3PT%	4-9	44.4%
FT%	7-10	70%
GM FG%	26-61	42.6%
3PT%	6-16	37.5%
FT%	12-16	75.0%
Dead Ball Rebounds: 2.0		

Mount St. Mary's - 65

Record: 11-16 (7-9)

NO.	Name	Min	FG	3P	FT	Reb	Unr	PF	Fouls	TP	AS	TO	ST	Blocks	BS	BA	+	-
4	Dola Adebayo	F 25:50	4-6	0-1	0-0	1	3	4	2	5	2	1	1	1	1	1	0	-8
11	George Tinsley	F 33:02	0-1	0-0	0-2	0	4	4	0	2	0	1	0	0	0	0	0	-7
12	Jedy Cordilla	F 23:25	3-6	0-0	0-0	1	3	4	2	1	6	1	2	1	1	1	0	-6
2	De'Shayne Montgomery	G 39:40	7-13	0-2	7-9	0	6	6	3	5	21	4	3	1	0	1	1	-3
23	Joshua Reeves	G 39:40	6-14	2-8	0-0	0	3	3	0	0	14	3	4	2	1	1	1	-3
15	Terrill Arr, Jr	G 39:40	1-2	0-0	2-2	2	1	1	0	0	0	2	2	2	2	2	3	-3
21	Ronald Jessamy	11:54	1-6	0-0	4-4	3	3	3	1	2	6	0	1	0	0	0	0	-2
10	Patrick Haigh	07:38	2-2	2-2	0-0	1	0	1	0	0	6	0	0	0	0	0	0	-2
16	Frankston Barton	04:41	0-0	0-0	0-0	0	0	0	0	0	0	0	0	0	0	0	0	-2
Total			24-53	10-23	13-17	10	24	34	13	65	60	15	5	6	4	4	5	-5