



2024-25 MEN'S BASKETBALL GAME NOTES

GAME 18 • CANISIUS • THURSDAY, JANUARY 16, 2025

6 p.m. • New Rochelle, NY • Hynes Center • ESPN+ (David Resnick & Kevin Hamilton)



@IonaGaels, @IonaGaelsMBB, #GaelNation

2024-25 SCHEDULE/RESULTS

Overall: 5-12 H: 2-5 A: 2-5 N: 1-2 MAAC: 2-4

NOVEMBER (2-6)

Date	Day	Opponent	Time/Result
4	Mon	at Princeton (ESPN+)	L, 80-81
8	Fri	at Hofstra (MSGSN/FloCollege)	L, 76-90
12	Tue	DELAWARE (ESPN+)	L, 58-64
15	Fri	VERMONT (ESPN+)	W, 62-59
20	Wed	at West Virginia (ESPN+)	L, 43-86
25	Mon	CORNELL (ESPN+)	L, 68-84

Baha Mar Hoops Nassau Championship - Nassau, Bahamas

29	Fri	vs. Tarleton State (FloCollege)	W, 62-51
30	Sat	vs. Indiana State (FloCollege)	L, 80-83

DECEMBER (2-3)

Baha Mar Hoops Nassau Championship - Nassau, Bahamas

1	Sun	vs. Rice (FloCollege)	L, 66-70
6	Fri	at Sacred Heart* (ESPN+)	L, 59-83
8	Sun	SAINT PETER'S* (ESPN+)	W, 72-63
22	Sun	at Colgate (ESPN+)	W, 79-73
29	Sun	HARVARD (ESPN+)	L, 61-67

JANUARY (1-3)

3	Fri	MARIST* (ESPN+)	L, 65-70
5	Sun	at Siena* (ESPN+)	W, 74-73
10	Fri	at Fairfield* (ESPN+)	L, 64-68
12	Sun	QUINNIPIAC* (ESPN+)	L, 62-63
16	Thu	CANISIUS* (ESPN+)	7 p.m.
23	Thu	at Rider* (ESPN+)	7 p.m.
25	Sat	SIENA* (ESPN+)	1 p.m.
31	Fri	at Manhattan* (ESPNU/+)	7 p.m.

FEBRUARY

2	Sun	FAIRFIELD* (ESPN+)	1 p.m.
6	Thu	at Mount St. Mary's* (ESPNU/+)	7 p.m.
8	Sat	at Marist* (ESPN+)	7 p.m.
14	Fri	RIDER* (ESPNU/+)	7 p.m.
16	Sun	at Quinnipiac* (ESPN+)	2 p.m.
21	Fri	MANHATTAN* (ESPNU/+)	7 p.m.
23	Sun	MERRIMACK* (ESPN+)	1 p.m.
28	Fri	at Niagara* (ESPNU/+)	6:30 p.m.

MARCH

2	Sun	at Canisius* (ESPN+)	1 p.m.
8	Sat	SACRED HEART* (ESPN+)	4 p.m.
2025 MAAC Championship - Atlantic City, NJ			
11	Tue	First Round (ESPN+)	
12	Wed	Quarterfinal Round (ESPN+)	
13	Thu	Quarterfinal Round (ESPN+)	
14	Fri	Semifinal Round	
15	Sat	Championship Game	

Home events in CAPS & BOLD;

MAAC Games noted by an asterisk

All times are Eastern

The Iona University men's basketball team (5-12, 2-4 MAAC) completes a two-game homestand when it faces Canisius (1-15, 1-4 MAAC) Thursday evening at the Hynes Center.

IONA VS. CANISIUS - SERIES HISTORY

- The Gaels and Griffs meet for the 85th time in history with Iona holding a 50-34 advantage.
- Canisius snapped a 10-game losing streak to Iona in the last meeting to forge a split in the season series.
- The Maroon & Gold has won 17 of the last 22 meetings.
- Iona is 28-7 at home.

SCOUTING CANISIUS (1-15, 1-4 MAAC)

- Three Griffs average 9+ points led by Paul McMillan's MAAC leading 19.6 ppg. He is also No. 2 on the team in with 3.6 rpg and 2.9 apg.
- Tana Kopa averages 12.1 ppg with a team-best 47 3FG.
- Jasman Sangha's 9.3 ppg is No. 3.
- Cam Palesse leads with 4.9 rpg and Anthony Benard with 3.7 apg.
- The Griffs were selected to finish 12th in the MAAC this season.

GAELS IN MAAC REGULAR SEASON PLAY

- Since the inception of the MAAC in the 1981-82 season, Iona has compiled a **449-272 (.623)** record in regular season play.
- The Gaels' **449** wins and **.623** win percentage are the highest of any current MAAC member.
- The Gaels became the first team to reach 400 wins with its win at Rider on Dec. 19, 2020.
- Iona is **102** wins ahead of Siena, No. 2 on the list.

GAELS IN MAAC PLAY AT HOME

- Iona was 6-4 in its MAAC home regular season contests in 2023-24, 1-2 this season and are 28-7 in its last 34 MAAC games at the Hynes Center.

- Iona is **106-29 (.785)** in MAAC contests at the Hynes Center in its last **135** games.
- The Gaels overall record in home conference games is an outstanding **253-101 (.715)**.

Iona vs. Canisius

Overall: 50-34 (.595) • Anderson (1-1)
Home: 28-7
Away: 16-23
Neutral: 6-4

LAST 15 MEETINGS






Date	W-L	Score	Site
1/8/17	W	98-75	H
2/14/17	L	83-89	A
12/31/17	L	78-85	A
1/21/18	L	82-84	H
1/13/19	W	88-70	A
2/24/19	W	87-80	H
1/24/20	W	69-66	H
2/27/20	W	86-65	A
3/10/20	W	70-60	N
2/4/22	W	70-62	A
2/25/22	W	72-65	H
12/4/22	W	90-60	H
2/10/23	W	80-59	A
1/19/24	W	70-58	H
2/10/24	L	69-73	A

84 games		
Iona	6,277 pts	74.7 ppg
Canisius	6,012 pts	71.6 ppg

GAELS VS. GOLDEN GRIFFINS

NAME	GP	MIN	PTS	REB	AST
Rupert	1	15.0	7.0	3.0	1.0

LAST GAME'S STARTERS

				
0 PATTERSON JR • FORWARD	2 NJIE JR. FR • GUARD	3 REAVES SR • GUARD	8 WINBORNE JR • GUARD	32 MOUNDI JR • FORWARD
MIN 22.9	MIN 29.7	MIN 33.4	MIN 21.0	MIN 19.5
PPG 9.5	PPG 11.0	PPG 15.7	PPG 5.3	PPG 7.4
REB 5.9	REB 2.6	REB 5.1	REB 2.3	REB 6.5
STL 1.9	AST 3.1	AST 1.7	STL 1.8	STL 1.2
3FG/g 0.7	STL 1.6	STL 2.1	FT% 90.0	BLK 0.8"



2024-25 MAAC STANDINGS

SCHOOL	MAAC			OVERALL		
	W	L	PCT	W	L	PCT
Marist	5	0	1.000	12	2	.857
Merrimack	5	0	1.000	8	8	.500
Quinnipiac	5	1	.833	9	8	.529
Mt. St. Mary's	4	1	.800	11	5	.688
Niagara	2	3	.400	7	9	.438
Siena	2	3	.400	7	9	.438
Fairfield	2	3	.400	6	10	.375
Sacred Heart	2	3	.400	6	10	.375
Manhattan	2	4	.333	7	8	.467
IONA	2	4	.333	5	12	.294
Saint Peter's	1	4	.200	6	7	.462
Rider	1	4	.200	5	11	.313
CANISIUS	1	4	.200	1	15	.063

THIS WEEK'S MAAC ACTION

Thursday, January 16, 2025

Merrimack at Quinnipiac	7 p.m.
Sacred Heart at Siena	7 p.m.
Mount St. Mary's at Rider	7 p.m.
Niagara at Fairfield	7 p.m.
CANISIUS AT IONA	7 p.m.
Marist at Saint Peter's	7 p.m.

Saturday, January 18, 2025

Canisius at Fairfield	2 p.m.
Niagara at Manhattan	2 p.m.
Saint Peter's at Sacred Heart	2 p.m.
Siena at Merrimack	3 p.m.
Quinnipiac at Mount St. Mary's	4 p.m.
Rider at Marist	7 p.m.

Thursday, January 23, 2025

Marist at Niagara	6:30 p.m.
Mount St. Mary's at Siena	7 p.m.
IONA AT RIDER	7 p.m.
Fairfield at Manhattan	7 p.m.
Merrimack at Saint Peter's	7 p.m.
Sacred Heart at Canisius	7 p.m.

Saturday, January 25, 2025

SIENA AT IONA	1 p.m.
Marist at Canisius	1 p.m.
Sacred Heart at Niagara	2 p.m.
Rider at Quinnipiac	2 p.m.
Manhattan at Mount St. Mary's	4 p.m.
Merrimack at Fairfield	7 p.m.

Friday, January 31, 2025

Siena at Marist	7 p.m.
Saint Peter's at Rider	7 p.m.
Fairfield at Quinnipiac	7 p.m.
IONA AT MANHATTAN	7 p.m.
Mount St. Mary's at Merrimack	7 p.m.
Niagara at Canisius	7 p.m.

CHAIRMEN OF THE BOARDS (PART I)

- **Iona ranks No. 2 in the NCAA in offensive rebounds (16.4/g).**
- The Gaels have dropped the first battle of the offensive glass vs. Quinnipiac last Sunday, after winning the first 16 games thus far. Overall the Gaels hold a 6.9 per game advantage. (+8.6 home, +5.8 away/neutral)
- Overall the Maroon & Gold has outrebounded its opponent in 10 of the 17 games, posting a 5-5 record (0-6 when opponents have more boards, 0-1 equal rebounds).
- At home, Iona holds a +6.9 overall rebound margin advantage and +3.9 away from home.

THE GAELS GIVETH & THE GAELS TAKETH AWAY

- **Iona ranks No. 6 in the NCAA and first in the MAAC in turnovers forced (17.4/g).**
- Over the last 11 games, the Gaels have forced 18.9 giveaways per game.
- At Siena on Jan. 5, the Maroon & Gold forced 25 turnovers, the most since 25 vs. Long Beach State in Las Vegas on Nov. 19, 2018, a span of 193 games.
- On the flip side, Iona's 16.7 turnovers per game is 352nd in the nation.

NCAA TEAM LEADERBOARD

Iona ranks in the Top 10 in the NCAA in three statistics and top 80 in a fourth heading into Wednesday's games:

- Rebounds (Offensive) Per Game (2nd)
- Steals Per Game (5th)
- Turnovers Forced Per Game (5th)
- Rebound Margin (77th)

NCAA INDIVIDUAL LEADERBOARD

Two Gaels rank in the Top 96 in the NCAA in six statistics heading into Wednesday's games:

- **Dejour Reaves** (STL, 39th, 35)
- **Dejour Reaves** (SPG, 49th, 2.06)
- **Dejour Reaves** (FT%, 63rd, 86.9)
- **Dejour Reaves** (FGA, 68th, 228)
- **James Patterson** (REB, 91st, 2.73)
- **James Patterson** (SPG, 92nd, 1.87)

DOUBLE TROUBLE

- Senior **Dejour Reaves** posted his first Div. I double-double with 16 points and 10 rebounds vs. Quinnipiac on Jan. 12.
- Junior **James Patterson** had his first as a Div. I player vs. Saint Peter's with an 18-point, 11-rebound effort in the Gaels' win on Dec. 8.
- Patterson posted 16 double-doubles in two seasons at Division II St. Thomas Aquinas, including 13 as a sophomore last season.
- Reaves was the third Iona player to complete a double-double this season following Patterson and junior **Yaphet Moundi's** 16 points and 18 rebounds vs. Delaware on Nov. 12.

TWO AND TWO

- Among the 5,202 NCAA Division I players to log minutes in 2024-25, junior **Yaphet Moundi** is one of 162 to record two or more blocks and two or more steals in a game on multiple occasions.
- He posted three blocks and three steals vs. Delaware on Nov. 12 and two blocks and three steals at Sacred Heart on Dec. 6.
- Moundi is tied for the MAAC lead with six others including: Jaden Daughtry (Marist), Bryan Etumnu (Merrimack), Tana Kopa (Canisius), Amiri Stewart (Sacred Heart), Amarri Tice (Quinnipiac), and Myles Wilmoth (Siena). Seven other MAAC players have recorded one this season.

30-POINT CLUB

- Senior **Dejour Reaves** became the most recent member of Iona's 30-point in a game club, the 49th player in program history to reach it.
- Reaves had his second NCAA 30-point effort, matching his career-best with 30 vs. Indiana State.
- The last five members include: **Greg Gordon** and **Idan Tretout** in 2023-24, **Walter Clayton Jr.** and **Daniss Jenkins** in 2022-23 and **Isaiah Ross** in 2020-21.

2024-25 TEAM CAPTAINS

- Head coach **Tobin Anderson** named graduate **Jalen Barr** and seniors **Dejour Reaves** and **Clarence Rupert** as team captains for the 2024-25 season during the Gaels trip to the Baha Mar Hoops Nassau Championship in November.
- The three veteran student athletes have combined to play more than 260 games in their collegiate careers.

KING OF THE HILL, TOP OF THE LIST

- No team among the 13 NYC Metropolitan Area Division I basketball programs within 30 miles of the center of NY College basketball, Madison Square Garden has won more games than Iona University in the 27 seasons (550; Hofstra #2, 540).
- Over the last decade-plus, Iona's 296 wins and .627 win percentage are also the best in both categories. (Seton Hall, 274 wins; .578 win pct.)
- Since 1995-96, the Maroon & Gold hold the lead in wins (550), 10 more than Hofstra, 37 more than No. 3 Seton Hall and the top win percentage (.590).
- Iona's 12 postseason appearances (eight NCAA, three NIT, one CIT) since 2010-11 are the most during the time frame, **four more** than Seton Hall (six NCAA, two NIT) and **seven more** than St. John's (three NCAA, two NIT).

TOP NEW YORK METRO TEAMS (2010-pres.)*

Team	2010-pres.		1995-pres.	
	W-L	Pct	W-L	Pct
IONA	296-176	.627	550-382	.590
Seton Hall	274-200	.578	513-417	.552
Hofstra	268-202	.570	540-391	.580
Wagner	244-189	.564	447-421	.515
St. John's	254-217	.539	495-435	.532

* - All teams with .500 or better record since 2010

BRAND NEW (ROCHELLE)

- Iona's roster features 16 newcomers for the 2024-25 season.
- Tobin Anderson and staff completed their roster with a talented mix of transfers and first-year players.
- The Gaels' five Division I transfers include sophomore **Comeh Emuobor** (UCF), junior **Luke Jungers**, (Omaha), seniors **DeJour Reaves** (Northern Colorado) and **Clarence Rupert** (Southern Illinois/Saint Peter's) and junior **Christian Winborne** (Saint Joseph's).
- Reaves and Rupert are the most accomplished of the five. Reaves was an All-Big Sky performer and conference Sixth Man of the Year in 2023-24. Rupert helped lead Saint Peter's to an Elite Eight appearance as a rookie in 2022.
- The newcomer list includes two impact Division II transfers in senior **Jalen Barr** (Flagler) and junior **James "Biggie" Patterson** (STAC).
- Patterson was originally recruited by Anderson at St. Thomas Aquinas and starred for two seasons across the Hudson River for the Spartans.
- Anderson and his staff brought in two junior college transfers in juniors **Kernan Bundy** (Hutchison CC) and **Yaphet Moundi** (Panola College)
- The Gaels freshman class includes **Jacob Hogarth** (Brooklyn, NY), **Justin Menard** (Higganum, CT), **Adam Njie Jr.** (Bronx, NY) **JoJo Wallace** (Milford, CT).
- Njie is the highest rated freshman guard ever recruited by Iona. Wallace is the son of former Syracuse standout John Wallace.
- The final three spots are filled by junior walk-on **Tyruse Boock** (New York, NY) and freshmen **Connor Horan** (Fairfax, VA) and **Josh Michigan** (Brick, NJ).

WHO'S BACK?

- Nobody.

REAVES, PATTERSON AND RUPERT NAMED PRESEASON ALL-MAAC

- Seniors **Dejour Reaves** and **Clarence Rupert** and junior **James "Biggie" Patterson** were Iona's representatives on the Preseason All-MAAC Teams selected by the league's 13 head coaches.
- Reaves was picked on the first team, Patterson the second team and Rupert on the third.

CHAIRMEN OF THE BOARDS (PART II)

- Junior **Yaphet Moundi** completed his first Division I double-double with 16 points and 18 rebounds vs. Delaware.
- It has been 10 seasons since an Iona player reached a rebounding total that high. Former MAAC Player of the Year **David Laury** also grabbed 18 at Marist on February 20, 2015. The school record remains 20, held by **Jonathan Duck** in the 1990-91 season. Moundi had nine offensive rebounds.
- It is tied for the seventh highest total in the NCAA this season, as of Tuesday's games.

GAELS PICKED THIRD IN MAAC PRESEASON POLL

- Iona was selected No. 3 in the preseason poll of the league's 13 head coaches.
- The Maroon & Gold has captured a league best 13 regular season championships in 43 MAAC seasons.

2024-25 MAAC PRESEASON COACHES POLL

No.	Team (FPV)	Points
1.	Quinnipiac (11)	166
2.	Marist (1)	144
3.	IONA	139
4.	Fairfield (1)	119
5.	Saint Peter's	118
6.	Merrimack	112
7.	Rider	99
8.	Niagara	66
9.	Siena	54
10.	Manhattan	49
11.	Mount St. Mary's	42
12.	Canisius	38
13.	Sacred Heart	37

NJIE NAMED MAAC ROOKIE OF THE WEEK

- Freshman Adam Njie Jr. was named MAAC Rookie of the Week on November 11 following his performance in the Gaels opening contests of 2024-25.
- Njie averaged 13.0 points, 2.5 rebounds, 3.5 assists in his first two collegiate games at Princeton and Hofstra.
- Iona earned four MAAC Rookie of the Week and two Player of the Week honors in 2023-24.

ROOKIE DEBUTS

- Freshman **Adam Njie's** 19-point effort at Princeton in his first collegiate game for the Gaels was the second highest effort for an Iona freshman in his debut this century.
- Njie was one point shy of former MAAC Rookie of the Year **Schadrac Casmir's** 20 points in his first contest vs. Cleveland State in 2014.
- Steve Burt Jr.** holds the third highest effort, with 18 points vs. Lipscomb in 2002.

MID-MAJOR ACCOLADES

- Senior **Dejour Reaves** was named to Bracketeer.org's 2025 Preseason Non-Power Conference All-America watch list.
- Reaves is one of 68 players to appear on the All-America teams or watch list.
- Iona's 2025 opponents on the list include first teamers Xavian Lee and Caden Pierce of Princeton and watch list members Josh Piscarelli (Marist), Budd Clark (Merrimack), Amarri Monroe (Quinnipiac), and Paul Otieno (Quinnipiac).

FUN WITH NUMBERS

Tobin Anderson record by month...

Month	Pre-Iona	22-23 (FDU)	23-24	24-25	Total
Nov.	73-31	3-6	2-5	2-6	77-41
Dec.	64-34	5-2	4-2	2-3	70-39
Jan.	120-64	6-2	3-3	1-3	123-69
Feb.	126-61	3-4	4-4		129-64
Mar.	32-17	4-2	3-3		38-22
Total	415-207	21-16	16-17	5-12	436-236

Iona All-Time Win-Loss Records

2,224 Games Played

All-Time (1940-present) - 1,287-936 (.579)
Home (1948-present) - 599-204 (.746)
Away (1948-present) - 389-480 (.448)
Neutral (1948-present) 223-213 (.511)
Overtime games (1947-present) - 61-54 (.530)
Home, Away Neutral not available 1940-47

Iona MAAC Records (1982-present)

719 Games Played

MAAC All-Time - 449-272 (.623)
MAAC Home - 253-101 (.715)
MAAC Away - 187-169 (.525)
MAAC Neutral - 9-2 (.818)
MAAC Tournament - 65-28 (.699)

Hynes Athletics Center Records (1974-present)

617 games played

Overall - 454-162 (.737)
Non-Conference Games - 201-57 (.779)
MAAC Games - 253-101 (.715)

ALL-TIME MAAC STANDINGS

(CURRENT TEAMS BY OVERALL WINS)

School	2010-pres			ALL-TIME		FIRST SEAS
	W-L	PCT		W-L	PCT	
Iona	172-75	.696		449-272	.623	1981
Siena	125-128	.494		347-276	.557	1989
Saint Peter's	120-135	.471		342-387	.469	1981
Manhattan	118-138	.461		340-390	.466	1981
Fairfield	116-139	.455		340-389	.466	1981
Niagara	108-145	.427		309-314	.496	1989
Rider	141-114	.553		282-225	.556	1998
Canisius	119-130	.478		270-349	.436	1989
Marist	95-160	.373		209-298	.412	1998
Quinnipiac	109-110	.498		109-110	.498	2013
Mt. St. Mary's	21-24	.467		21-24	.467	2022
Merrimack	5-0	1.000		5-0	1.000	2024
Sacred Heart	2-3	.400		2-3	.400	2024

INDIVIDUAL CAREER TOTALS

NCAA Statistics Only

Player	G	Pts	Reb	Asst	Blk	Stl
Patterson	76	1,316	563	85	16	133
Barr	93	772	638	123	103	128
Reaves	47	713	190	71	6	73
Rupert	107	649	434	97	57	56
Jungers	53	301	118	21	4	18
Winborne	40	225	80	47	2	39
Njie Jr.	17	187	44	52	0	27
Moundi	17	126	110	11	14	21
Menard	14	76	6	31	3	9
Emuobor	24	55	40	8	0	5
Bundy	14	54	45	9	2	9
Wallace	6	18	7	0	0	0
Hogarth	12	14	16	3	3	5
Michigan	3	8	5	1	0	0
Boock	0	0	0	0	0	0

DOUBLE DIGIT DYNAMICS				
Games with:	24-25	23-24	Tot	Rec
at least 10 points				
Reaves	14	21	35	17-18
Njie Jr.	9	-	9	3-6
Patterson	6	30	59	46-13
Moundi	5	-	5	1-4
Rupert	3	11	22	14-8
Jungers	2	1	11	4-7
Menard	2	-	2	2-0
Barr	1	9	37	30-7
Winborne	1	0	7	2-5
Emuobor	1	0	1	0-1
at least 20 points				
Reaves	4	8	12	6-6
Rupert	1	0	1	0-1
Njie Jr.	1	-	1	0-1
Patterson	0	25	32	24-8
Barr	0	1	2	2-0
at least 30 points				
Reaves	1	1	2	0-2
Patterson	0	6	6	4-2
at least 10 rebounds				
Patterson	3	13	18	13-5
Rupert	1	7	8	2-6
Moundi	1	-	1	0-1
Reaves	1	0	1	0-1
Barr	0	5	21	15-6
at least 10 assists				
None				
Double-Doubles				
Patterson	1	13	16	13-3
Moundi	1	-	1	0-1
Reaves	1	0	1	0-1
Barr	0	0	10	7-3
Rupert	0	3	3	1-2
Leading Scorer (including ties)				
Reaves	11	10	21	8-13
Njie Jr.	4	-	4	1-3
Patterson	2	23	37	28-9
Rupert	1	1	4	1-3
Moundi	1	-	1	0-1
Barr	0	3	4	3-1
Jungers	0	0	3	2-1
Leading Rebounder (including ties)				
Moundi	7	-	7	2-5
Patterson	5	19	41	30-11
Reaves	3	0	3	1-2
Rupert	1	15	23	12-11
Emuobor	1	0	1	0-1
Bundy	1	-	1	1-0
Barr	0	14	45	34-11
Jungers	0	0	2	1-1
Leading Assists (including ties)				
Njie Jr.	11	-	11	2-9
Menard	5	-	5	1-4
Rupert	3	1	5	4-1
Reaves	3	2	5	2-3
Patterson	2	3	7	3-4
Barr	1	1	3	2-1
Winborne	0	0	3	2-1
Jungers	0	0	1	0-1

IN THE BOOKS

- All 14 new Gaels who have appeared in during 2024-25 campaign have scored their first points for the Maroon & Gold. Nine came at Princeton on opening night.
- Seniors **Dejour Reaves** and **Clarence Rupert**, juniors **Luke Jungers**, **James Patterson**, **Yaphet Moundi** and **Kernan Bundy**, sophomore **Comeh Emuobor** and freshmen **Adam Njie** and **Jacob Hogarth** and scored their first collegiate points vs. the Tigers.
- Rookies **JoJo Wallace** and **Justin Menard** got in the scoring column for the first time at Hofstra.
- Graduate **Jalen Barr** made his Iona debut vs. Vermont got in the scoring column vs. Cornell.
- Freshman walk-on **Josh Michigan** scored eight points in his second appearance of the season at Sacred Heart.
- Junior **Christian Winborne** returned from injury and scored four points in his Gael debut at Colgate.

REGULAR SEASON CHAMPIONS

- Iona has earned 13 MAAC regular season championship, a league record total.
- Iona has earned six regular season titles in the last 13 seasons.
- The Gaels regular season titles have come in 1982-83, 1983-84, 1984-85, 1995-96, 1996-97, 1997-98, 2000-01, 2011-12, 2013-14, 2014-15, 2018-19, 2021-22, 2022-23.

TOTAL MAAC REG. SEASON CHAMPIONSHIPS*

IONA	13	Saint Peter's	3
Siena	9	Canisius	2
Manhattan	6	Marist	2
Niagara	4	Quinnipiac	1
Rider	4	Mt. St. Mary's	0
Fairfield	3		

*-current members

20/20 VISION

- Iona has posted 24 20+ win season in the 79-year history of the program.
- The Gaels have 11 such campaigns since 2009-10, spanning the last 15 seasons.
- Iona won 25+ games, the seventh and eighth time in history and fifth in the last 12 seasons - in 2021-22 and 2022-23.

IONA'S 20+ WIN SEASONS

1949-50 (21), 1978-79 (23), 1979-80 (29), 1981-82 (24), 1982-83 (22), 1983-84 (23), 1984-85 (26), 1995-96 (21), 1996-97 (22), 1997-98 (27), 1999-00 (20), 2000-01 (22), 2005-06 (23), 2009-10 (21), 2010-11 (25), 2011-12 (25), 2012-13 (20), 2013-14 (22), 2014-15 (26), 2015-16 (22), 2016-17 (22), 2017-18 (20), 2021-22 (25), 2022-23 (27).

TOBIN ANDERSON YEAR 2

- **Tobin Anderson** is in his second season as head coach of the Iona program in 2024-25.
- Anderson served as head coach at FDU where he led the No. 16 seeded Knights to the NCAA Tournament's second round after a stunning upset over No. 1 Purdue. His FDU squad finished 21-16 overall, earning the NEC's automatic bid.

- He led the Knights to two NCAA Tournament wins, over Texas Southern and the Boilermakers.
- The year before Anderson's arrival, the Knights posted a 4-22 record.
- Anderson had a highly successful coaching career at St. Thomas Aquinas, located less than 25 miles from Iona's New Rochelle Campus.
- A perennial Top 25 program in Division II, STAC won 209 games in nine seasons under Anderson, with five ECC regular season and six tournament titles.
- STAC reached the NCAA Division II tournament in each of his final seven seasons with an Elite 8 appearance in 2017 and Sweet 16 appearances in 2019, 2021 and 2022.
- He was a four-time ECC Coach of the Year (2015, 2016, 2021, 2022) and six-time Metropolitan Basketball Writers Association Division II Coach of the Year (2015, 2016, 2017, 2021, 2022, 2023).
- Prior to STAC, Anderson served as an assistant at Iona's MAAC-rival Siena for two seasons.
- Before his Siena, he was an established Division III head coach at Hamilton and Clarkson in upstate New York.
- Anderson graduated from Wesleyan in 1995 where he was a four-year starter, two-year captain, and is one of the top 10 leading scorers in school history.

IONA IN SEASON OPENERS

- The Gaels are 52-26 record in their first game of the season since 1945.
- Iona opened the season on the road for second straight year.
- The Maroon & Gold is just 16-22 in season openers away from home and have lost 22 straight since the 2006-07 campaign.

HYNES DOMINANCE

- Iona had a 21-game Hynes Center winning streak snapped vs. Rider on Jan. 15, 2023.
- The 21-game streak tied the second longest home winning streak in program history, behind 2014-16 (26) and matching 1979-80 and 1951-53.
- The Gaels are **35-11 (.761)** in the last 3+ seasons.
- Iona is **136-38 (.782)** since 2009.
- The Maroon & Gold are **22-8 (.733)** over the last 10+ seasons in non-conference home games.

LET IT RAIN

- After **17 games**, Iona has made a three-pointer in **530** straight and **975** out of its last **977** games.
- In 2019-20, the Gaels eclipsed their previous program record of 386 straight from Jan. 5, 1994 - Dec. 16, 2006.
- The Gaels have failed to hit a three-pointer in just 18 of their **1,203** games played since the line was adopted for the 1986-87 season.

GOING DEEP

- Iona has posted 10 or more 3FG in **12** of its **50** games under head coach Tobin Anderson, posting a 9-3 record.
- Hitting the mark in **36.4%** of its games in 2023-24 was the highest percentage since 2018-19 under former head coach Tim Cluess (42.4%).

TALE OF THE TAPE				
MAAC Rnk	Iona		Canisius	MAAC Rnk
	5-12 / 2-4	Record / MAAC	1-15 / 1-4	
	3-7 (L2)	Last 10 Games (Streak)	1-9 (L1)	
	295/298/276	RPI*/NET*/KenPom	351/358/354	
10th	66.5	Scoring Offense	63.6	13th
7th	72.2	Scoring Defense	79.7	13th
11th	-5.7	Scoring Margin	-16.1	13th
13th	.388	FG%	.422	7th
11th	.292	3-pt FG%	.351	4th
13th	.664	FT%	.805	1st
10th	.466	Opponent FG%	.494	13th
9th	.361	Opponent 3-pt FG%	.358	7th
2nd-2nd	37.6-32.8	Rebounding	26.3-37.4	0th-12th
1st	+4.8	Rebound Margin	-11.1	13th
7th	11.9	Assists/game	11.7	10th
12th	16.7	Turnovers/game	12.1	5th
1st	10.4	Steals/game	5.4	12th
9th	2.7	Blocks/game	2.3	12th
13th	0.72	Assist/Turnover Ratio	0.97	9th
13th	5.9	3FG Made	8.1	5th
333rd	96.6	Adj. Off. Efficiency^	100.6	278th
170th	105.9	Adj. Def. Efficiency^	120.6	361st
68th	70.4	Tempo^	65.8	269th
^ - from KenPom.com (rank in nation)				
* - from WarrenNolan.com (as of 1/11/25)				

- Since 2007, the highest single-season rate was 60.6%, or 22-of-33 games in 2013-14.
- Among the Gaels last five head coaches, Anderson's rate ranks is third highest behind Cluess (41.7%) and Tra Arnold (31.0%) and ahead of Rick Pitino (19.8%) and Kevin Willard (11.7%).

10+ 3FG MADE IN A GAME

Coach	10+	GP	PCT	W-L
Cluess	128	307	41.7%	101-27
Pitino	17	86	19.8%	13-4
ANDERSON	12	48	24.0%	9-3
Willard	11	94	11.7%	6-5
Arnold	9	29	31.0%	4-5

MAAC DOMINANCE

- Iona University is one of 10 schools in NCAA Division I to have an all-time winning record against every opponent in its league.
- One team in just under a third of the 31 conferences holds stake to the claim:
Amer. East - Vermont ACC - UNC
Big 12 - Kansas Big Sky - Weber St.
Big West - LBSU Ivy - Penn
MAAC - Iona MEAC - Norfolk St.
SEC - Kentucky WCC - Gonzaga

JIMMY V TO THE RAFTERS

- Iona Athletics celebrated of recent Naismith Basketball Hall of Fame Inductee **Jim Valvano** with a recognition ceremony on Sunday, January 7, 2024.
- Valvano served as head coach of the men's basketball program from 1975-1980, as Director of Athletics from 1977-1980, and was inducted into the Iona University Arrigoni Hall of Fame in 1994.
- Valvano led the Gaels to a 95-46 (.674) record in five seasons remains top-five all-time in program

- history in wins and win percentage.
- Valvano taught Iona to "Dare to Dream" while recruiting some of the Maroon & Gold's finest talent ever and the results showed.
 - Iona's 1979-80 team finished 29-5, setting a program record for wins that stands to this day.
 - The Gaels were ECAC Champions and defeated eventual national champion Louisville, 77-60, in front of sold-out Madison Square Garden in February 1980, while advancing to the second round of the NCAA Tournament before falling to Georgetown.

RICHIE GUERIN'S #14 HANGS IN THE RAFTERS

- Iona honored the legacy of **Richie Guerin '54** by retiring his number 14 on Jan. 31, 2014 the first ever in school history.
- Guerin is an Iona University Goal Club (1983), Marine Corps Sports (2004), and Naismith Memorial Basketball Hall of Fame (2013) inductee who starred for the Maroon & Gold from 1951-1954.
- He rewrote the basketball record books at Iona, scoring 1,375 points and graduated as the leading scorer in school history.
- A two-time All-Metropolitan selection with the Gaels, he scored a then school-record 40 points against John Carroll in 1954 and was the first Gael to score 40 or more points in a game.
- Following his playing days at Iona, Guerin played with the National Basketball Association's New York Knicks from 1956-1963 and was a player-coach of the St. Louis/Atlanta Hawks franchise for nine years.
- In 13 years as a professional player, Guerin accumulated 14,676 points (17.3 per game), 4,278 rebounds (5.1 per game), and 4,211 assists (5.0 per game) over 848 games.



MAAC OVERALL LEADERBOARD
(as of 1/16/25)

TEAM RANKINGS

Scoring Offense	10th	66.5
Scoring Defense	7th	72.2
Scoring Margin	11th	-5.7
Free Throw Pct	13th	.664
Field Goal Percentages	13th	.388
Field Goal Pct Defense	10th	.466
3-Point Fg Pct	11th	.292
3-Point Fg Pct Defense	9th	.361
Rebounding Offense	2nd	37.6
Rebounding Defense	2nd	32.8
REBOUNDING MARGIN	1ST	+4.8
Blocked Shots	9th	2.7
Assists	7th	11.9
STEALS	1ST	10.4
Turnover Margin	3rd	+1.1
Assist/Turnover Ratio	13th	0.72
OFFENSIVE REBOUNDS	1ST	16.4
Defensive Rebounds	11th	21.2
3-Point Fg Made	13th	5.9
Turnovers	12th	16.7
TURNOVERS FORCED	1ST	17.4

INDIVIDUAL RANKINGS

Justin Menard		
Assists	18th	2.2
3-Point FG Pct	19th	.370
Yaphet Moundi		
Rebounding	8th	6.5
Steals	17th	1.2
Blocked Shots	14th	.8
Adam Njie Jr.		
Scoring	25th	11.0
Assists	9th	3.1
Steals	11th	1.6
A/T Ratio	9th	1.1
Minutes Played	21st	29.7
James Patterson		
Rebounding	14th	5.9
Free Throw Pct	13th	.767
Steals	5th	1.9
Dejour Reaves		
Scoring	5th	15.7
Rebounding	21st	5.1
Free Throw Pct	2nd	.869
Steals	3rd	2.1
3-Point FG Made	18th	1.5
Minutes Played	7th	33.4





MAAC CONFERENCE-ONLY LEADERBOARD

(as of 1/16/25)

TEAM RANKINGS

Scoring Offense	10th	66.0
Scoring Defense	7th	70.0
Scoring Margin	8th	-4.0
Free Throw Pct	11th	.698
Field Goal Percentages	12th	.381
Field Goal Pct Defense	6th	.435
3-Point Fg Pct	13th	.283
3-Point Fg Pct Defense	5th	.318
Rebounding Offense	3rd	38.3
Rebounding Defense	6th	33.5
Rebounding Margin	3rd	+4.8
Blocked Shots	8th	3.2
Assists	4th	14.2
STEALS	1ST	11.0
Turnover Margin	3rd	+1.2
Assist/Turnover Ratio	12th	0.79
OFFENSIVE REBOUNDS	1ST	16.3
Defensive Rebounds	9th	22.0
3-Point Fg Made	13th	5.3
Turnovers	12th	19.0
TURNOVERS FORCED	1ST	19.2

INDIVIDUAL RANKINGS

Justin Menard			
Assists	10th	3.3	
3-Point FG Pct	11th	.429	
3-Point FG Made	23rd	1.5	
A/T Ratio	1st	5.0	
Yaphet Moundi			
Rebounding	12th	6.2	
Blocked Shots	15th	.8	
Adam Njie Jr.			
Free Throw Pct	25th	.700	
Steals	2nd	2.5	
James Patterson			
Rebounding	18th	5.7	
Free Throw Pct	7th	.875	
Steals	5th	2.0	
Dejour Reaves			
Scoring	10th	14.0	
Rebounding	24th	5.2	
Free Throw Pct	5th	.889	
Minutes Played	23rd	31.0	
Clarence Rupert			
Assists	23rd	2.3	

GAEL GREATS

In addition to Naismith Hall of Famers **Richie Guerin '54** and **Jim Valvano** here are additional significant names in Iona basketball history:

• **Jeff Ruland '91** - All-American during his time at Iona and, two-time NBA All-Star with the Washington Bullets, Philadelphia 76ers and Detroit Pistons. Following his career, returned to Iona and served as head coach from 1998-2007 where he won three MAAC Championships.

• **Tim Cluess** - head coach from 2010-2020. At the helm during one the Gaels' most successful decades in program history. Cluess won 199 games in nine seasons on the sideline including six NCAA appearances, five MAAC tournament championships, and four MAAC regular season titles. He is the all-time MAAC leader in MAAC tournament victories.

• **Pat Kennedy** - head coach from 1980-86. Went on to coach at Florida State, DePaul, Montana, and Towson following a highly successful tenure in New Rochelle.

• **Warren Isaac '65** - Iona's only 50-point scorer, Isaac played six seasons in Europe following his tenure at Iona. A New York City school legend, Isaac started for Power Memorial paving the way for NBA Hall of Famer Kareem Abdul-Jabbar a 1965 graduate of the high school.

• **Tim Welsh** - head coach from 1995-98 who went on to coach in the Big East with Providence for 10 seasons. Currently an ESPN college basketball analyst. Holds the highest career winning percentage ever at Iona.

• **Kevin Willard** - Iona coach from 2007-10, now head coach at Big 10's Maryland. Helped turn around a program which won two games in the season prior to his arrival to 20 wins in his final season in Maroon & Gold.

• **Steve Burt '84 & Steve Burt '06** - All-time NCAA father/son scoring leaders, both netting over 2,000 career points. Burt, the father, had a four-season NBA career and most notably appeared off the bench for the Phoenix Suns in the 1992 NBA Playoffs. He was inducted into the prestigious NYC Basketball Hall of Fame this past fall. Burt, the son, continues to play professionally in Europe.

• **Sean Green '91** - Played 84 NBA games over three seasons for the Indiana Pacers, Philadelphia 76ers and Utah Jazz from 1991-94. Currently a high school basketball coach in Southern California.

• **Scott Machado '12** - The last Gael to appear in an NBA game. Machado played in regular season NBA contests in 2012-13 with the Houston Rockets and postseason with the Golden State Warriors. Played the majority 2018-19 season in the NBA G-League for the South Bay Lakers and played four games with the Los Angeles Lakers. The MAAC & Iona's all-time assist leader. He currently plays professionally in Australia.

• **Bob Santini '53** - Iona's first NBA player, appeared in four games with the New York Knicks in 1955-56.

NOTABLE ALUMNI (ATHLETICS/POP CULTURE)

• **Brendan Malone '62** - longtime NBA assistant coach, last with the Detroit Pistons from 2014-16. Coach Malone passed away in 2023 at age 88.

• **Don McLean** - Singer-songwriter noted most famous for his 1971 single "American Pie".

• **Dennis Leonard** - Kansas City Royals Hall of Famer and 12-year MLB veteran who won 20 games on three occasions from 1977-80. He was inducted in May 2015 into the New York Baseball Hall of Fame.

• **Kyle Flood '93** - Former head football coach at Rutgers, current offensive coordinator and offensive line coach at Texas.

• **Maggie Timoney '89** - The Iona women's basketball Hall of Famer recently _became the first female CEO of Heineken USA.

• **Jason Motte** - Major League Baseball relief pitcher recorded the final out of the 2011 World Series with the world champion St. Louis Cardinals. Has also appeared in Major League games with the Chicago Cubs, Colorado Rockies and Atlanta Braves.

• **Leonard Korir '12** - a two time NCAA track and field champion while at Iona, Korir represented Team USA in the 2016 Rio Olympic Games in the 10,000-meters and 2024 Paris Games in the Marathon.

• **Ignacio Maganto** - was selected by the LA Galaxy with the 21st pick in the first round of the 2015 MLS SuperDraft, the first Major League Soccer draft pick in Iona history. Maganto scored his first MLS goal with the Galaxy in the spring of 2015.

• **Mariano Rivera III '15** - Earned his degree in May 2015 and was selected in the fourth round by the Washington Nationals.

• **Emma Hayes** - Iona's women's soccer coach from 2003-2005, Hayes was named the 10th full-time United States Women's Soccer National Team head coach in November 2023 and won Gold in the 2024 Paris Olympic Games.

• **Juana Camilion** - Two-time MAAC Defensive Player of the Year and 2023 MAAC Player of the Year, Camilion represented Spain the 3x3 women's basketball at the 2024 Paris Olympics, earning a silver medal.

MAROON & GOLD ON FACEBOOK, TWITTER & INSTAGRAM

Follow Iona Athletics on your favorite social media sites at [@IonaGaels](#) and receive immediate updates on the Gaels. The men's basketball program can be found at [@IonaGaelsMBB](#). A list of student-athletes and coaches on social media can be found on the roster page in the game notes package.

IONA UNIVERSITY NOTES OF INTEREST

- Founded in 1940, Iona is inspired by the legacy of Blessed Edmund Rice and the Christian Brothers, embodying opportunity, justice and the liberating power of education.
- Building on its proud legacy, Iona officially became a University on July 1, 2022, turning the page to the next chapter ahead.
- With a total enrollment of nearly 4,000 students and an alumni base of over 50,000 around the world, Iona is a diverse community of learners and scholars.
- Iona University is a small Catholic liberal arts school that has emerged as an anomaly in higher education, with new-student enrollment spiking over 40 percent since 2019.
- Iona students can expect small class sizes, engaged professors and a wide range of undergraduate and graduate programs within the School of Arts & Science, LaPenta School of Business, NewYork-Presbyterian Iona School of Health Sciences and Hynes Institute for Entrepreneurship & Innovation.
- Iona now has two campuses in Westchester County, N.Y., just north of New York City. Iona's beautiful 45-acre campus in New Rochelle, N.Y., and new 28-acre campus in Bronxville, N.Y., are both just 30 minutes via Metro-North train to Midtown Manhattan.
- With the support of a \$20 million gift from NewYork-Presbyterian, Iona has established the NewYork-Presbyterian Iona School of Health Sciences on its new Bronxville campus, developing a premier new school in collaboration with one of the nation's top hospitals.
- The flagship building of Iona's new Bronxville campus has been named the Kelly Center for Health Sciences thanks to benefactors Al and Peggy Kelly. Both are double alumni and longtime Iona basketball fans; Al Kelly is formerly the CEO of Visa.
- Iona also continues to beautify its New Rochelle campus, where it opened a vibrant new green space called the "Murphy Green" in the heart of campus.

- In May 2024, Iona opened a new campus in County Mayo, Ireland. Located within the historic Westport House Estate along the Atlantic coast, Iona looks forward to returning Summer 2025.
- It pays to go to Iona: 94 percent of Iona graduates are employed full-time or enrolled in graduate school within six months of graduation. Iona is also in the top 5 percent nationwide for its long-term return on investment, according to Georgetown University's Center on Education and the Workforce.
- Iona has also achieved national recognition. Most recently for 2025, Iona has been recognized by The Princeton Review, The Wall Street Journal, Forbes and others as one of the nation's best colleges. Additionally, U.S. News & World Report recognized Iona as one of top for social mobility in the country.
- Iona has added three new Division I Varsity programs in the last two years – men's lacrosse, women's acrobatics & tumbling and women's golf.
- Iona also continues to expand its Club Sports program, which is geared toward those with an interest in organized sports outside of Iona's rigorous Division I Athletics program, including a highly popular esports club team that was featured on Yahoo's In the Know.
- Tradition: Iona's world-renowned Pipe Band performs at major campus events, and even leads the University's march up Fifth Avenue in the New York City St. Patrick's Day parade.
- In 2023, Iona hired head coach Tobin Anderson after his historic win leading #16 FDU to beat #1 Purdue; he immediately became a beloved figure on campus inspiring the community on the court and off.
- Members of the Iona community are known as Gaels, who are people with Irish-Gaelic ancestry.
- Notable Iona alumni include Al Kelly Jr., retired CEO of Visa Inc.; Margaret C. Timoney, CEO of HEINEKEN USA; and musician Don McLean, most famous for his song "American Pie."



PRESIDENT SEAMUS CAREY, Ph.D.

- Seamus Carey, Ph.D., serves as the ninth president of Iona University.
- A Bronx native and first-generation college student, Carey began his Iona presidency in July 2019.
- Propelling the University on a path of innovation, President Carey has since overseen the school's growth and expansion to include the acquisition of a new second campus in Bronxville, the launch of the NewYork-Presbyterian Iona School of Health Sciences and new programs inside and outside the classroom.
- President Carey also successfully led the transition to become Iona University, reflecting both the strength and diversity of its academic programs.
- New student enrollment is up over 40% under President Carey's leadership and the University welcomed its largest incoming class in over 20 years this fall.



WHAT IS A GAEL?

- The symbol of Iona University's athletic teams is the popular Gael. A Gael is anyone of Irish-Gaelic ancestry, consistent with the Irish tradition of Iona.
- The University was founded in 1940 by the Congregation of Christian Brothers, commonly known as the Irish Christian Brothers.
- The Gael, which is depicted as a spunky character, provides Iona with a nickname consistent with the school motto, certa bonum certamen ("fight the good fight") and personifies strength.



IONA
UNIVERSITY

Tobin ANDERSON

Head Coach

Wesleyan '95 - Second Season



THE ANDERSON FILE

Year at Iona:	Second Season
Birth Date:	December 1, 1971
Age:	53
Hometown:	Truro, Iowa
Wife:	Jodi
Children:	Bryce and Alexa
High School:	Interstate 35 High School Truro, Iowa
College:	BA, Wesleyan University, 1995 MA, Florida State University, 1996

BASKETBALL COACHING EXPERIENCE

1996-97	Assistant Coach	Clarkson
1997-99	Assistant Coach	Le Moyne
1999-04	Head Coach	Clarkson
2004-11	Head Coach	Hamilton
2011-13	Assistant Coach	Siena
2013-22	Head Coach	St. Thomas Aquinas
2022-23	Head Coach	Fairleigh Dickinson
2023-Pres.	Head Coach	Iona University

AWARDS/ACCOLADES

2015	MBWA D-II Coach of the Year
2015	ECC Coach of the Year
2016	MBWA D-II Coach of the Year
2016	ECC Coach of the Year
2017	MBWA D-II Coach of the Year
2021	MBWA D-II Coach of the Year
2021	ECC Coach of the Year
2022	MBWA D-II Coach of the Year
2022	ECC Coach of the Year
2023	MBWA D-I Coach of the Year

Tobin Anderson is in his second season as head coach of the Iona University men's basketball program. He was appointed to the position on March 21, 2023. Anderson came to New Rochelle after serving as head coach at FDU where he led the No. 16 seeded Knights to the NCAA Tournament's second round after a stunning upset over No. 1 Purdue.

Anderson led the 2022-23 FDU squad to a 21-16 overall record and 10-6 in Northeast Conference play. The Knights earned the NEC's automatic bid and earned two wins in this year's NCAA Tournament, a First Four win over Texas Southern and the first-round win over the Boilermakers. It was just the second-ever win for a No. 16 seed over a No. 1 seed in tournament history. The year before Anderson's arrival, the Knights posted a 4-22 record.

Prior to FDU, Anderson had a highly successful coaching career at St. Thomas Aquinas, located less than 25 miles from Iona's New Rochelle Campus. In nine seasons, he turned STAC into a perennial Top 25 program in Division II after inheriting a team that won just five games prior to his hire. In total he led the Spartans to a 209-62 (.771) overall mark, earning five East Coast Conference regular season and six tournament titles. Anderson's STAC program reached the NCAA Division II tournament in each of his final seven seasons with an Elite 8 appearance in 2017 and Sweet 16 appearances in 2019, 2021 and 2022. A highlight of Anderson's first NCAA tournament season in 2015-16 was a 90-58, exhibition win over St. John's to open the campaign on November 4, 2015. Under Anderson, the Spartans posted a 128-30 (.810) mark in regular season ECC play. He was a four-time ECC Coach of the Year (2015, 2016, 2021, 2022) and five-time Metropolitan Basketball Writers Association

Division II Coach of the Year (2015, 2016, 2017, 2021, 2022).

Anderson got his first taste of Division I coaching, serving as an assistant at Iona's MAAC-rival Siena for two seasons from 2011-2013. Before his time at Siena, Anderson was an established head coach at the Division III level at Hamilton College and Clarkson University in upstate New York.

While at Hamilton, Anderson posted a 118-63 (.652) record in seven seasons. The Continentals reached the league tournament five times including a tournament championship and a trip to the NCAA D-III tournament. He guided his team to the second round of the NCAA tournament in 2006 and earned three regular season titles.

Anderson earned his first head coaching position at Clarkson University in Potsdam, NY. In his five years with the Golden Knights, he broke the school record for wins, with a 19-10 season in 2001-02. The team advanced to the ECAC regional championship game and was the third-most improved Division III men's basketball team from the previous season. Anderson's first team finished the 1999-00 season with a 14-12 record, the program's first winning season in 25 years and its first-ever post season bid.

To begin his coaching career, Anderson spent three years as an assistant coach; one year at Clarkson in 1996-97 and two years at Le Moyne College, from 1997-1999.

Anderson graduated from Wesleyan University in 1995 with a bachelor's degree in American Studies. He was a four-year starter, two-year captain, and is one of the top 10 leading scorers in school history. Anderson earned his master's in Athletic Administration from Florida State University in 1996. He is originally a native of Truro, Iowa. He and his wife Jodi have two children, Bryce and Alexa.

TOBIN ANDERSON HEAD COACHING RECORD

Year	School	Conference	Overall	Conf. (Pl.)	Postseason
1999-00	Clarkson	Liberty	14-12	6-6	
2000-01	Clarkson	Liberty	7-18	3-11	
2001-02	Clarkson	Liberty	19-10	9-5	
2002-03	Clarkson	Liberty	11-14	6-8	
2003-04	Clarkson	Liberty	16-12	9-5	
2004-05	Hamilton	Liberty	15-11	-	
2005-06	Hamilton	Liberty	23-5	12-2 (1st)	NCAA Second Round
2006-07	Hamilton	Liberty	19-7	11-3 (1st)	
2007-08	Hamilton	Liberty	17-9	9-5	
2008-09	Hamilton	Liberty	18-7	12-2 (1st)	
2009-10	Hamilton	Liberty	10-14	6-8	
2010-11	Hamilton	Liberty	16-10	9-5	
2013-14	St. Thomas Aquinas	East Coast	15-14	9-11 (5th)	
2014-15	St. Thomas Aquinas	East Coast	21-11	17-3 (1st)	
2015-16	St. Thomas Aquinas	East Coast	27-5	18-2 (1st)	NCAA Second Round
2016-17	St. Thomas Aquinas	East Coast	28-6	15-3 (1st)	NCAA Elite Eight
2017-18	St. Thomas Aquinas	East Coast	26-7	15-3 (2nd)	NCAA First Round
2018-19	St. Thomas Aquinas	East Coast	25-7	15-3 (2nd)	NCAA Sweet 16
2019-20	St. Thomas Aquinas	East Coast	25-5	13-3 (2nd)	NCAA Tournament
2020-21	St. Thomas Aquinas	East Coast	14-2	9-1 (1st)	NCAA Sweet 16
2021-22	St. Thomas Aquinas	East Coast	28-5	17-1 (1st)	NCAA Sweet 16
2022-23	Fairleigh Dickinson	Northeast	21-16	10-6 (2nd)	NCAA Second Round
2023-24	Iona	MAAC	16-17	10-10	
2024-25	Iona	MAAC	5-12	2-4	
Clarkson (5 seas.)			67-66 (.504)	33-35 (.485)	
Hamilton (7 seas.)			118-63 (.652)	59-25 (.702)	
STAC (9 seas.)			209-62 (.771)	128-30 (.810)	
FDU (1 seas.)			21-16 (.568)	10-6 (.625)	
Iona (2 seas.)			21-29 (.420)	12-14 (.462)	
NCAA (24th seas.)			436-236 (.649)	242-110 (.688)	

IONA SEASON/CAREER STATISTICS

Summary

Player	Season Statistics										Career Statistics									
	GP-GS	MIN/G	FG%	3FG%	FT%	R/G	A/G	STL	BLK	PTS/G	GP-GS	MIN/G	FG%	3FG%	FT%	R/G	A/G	STL	BLK	PTS/G
BARR, Jalen	12-7	16.7	.313	.000	.391	3.1	0.6	9	8	2.4	93-79	25.3	.452	.223	.550	6.9	1.3	128	103	8.3
BUNDY, Kernan	14-3	16.1	.425	.421	.857	3.2	0.6	9	2	3.9	14-3	16.1	.425	.421	.857	3.2	0.6	9	2	3.9
EMUOBOR, Comeh	14-2	11.5	.311	.100	.467	2.2	0.5	4	0	2.6	24-2	9.1	.323	.188	.526	1.7	0.3	5	0	2.3
HOGARTH, Jacob	12-1	9.4	.333	.000	.500	1.3	0.3	5	3	1.2	12-1	9.4	.333	.000	.500	1.3	0.3	5	3	1.2
JUNGERS, Luke	14-3	11.8	.372	.351	.400	1.1	0.4	9	2	3.4	53-5	15.2	.365	.374	.759	2.2	0.4	18	4	5.7
MENARD, Justin	14-0	19.5	.338	.370	.929	0.4	2.2	9	3	5.4	14-0	19.5	.338	.370	.929	0.4	2.2	9	3	5.4
MICHIGAN, Josh	3-0	10.8	1.000	.000	.000	1.7	0.3	0	0	2.7	3-0	10.8	1.000	.000	.000	1.7	0.3	0	0	2.7
MOUNDI, Yaphet	17-12	19.3	.484	.000	.486	6.5	0.6	21	14	7.4	17-12	19.3	.484	.000	.486	6.5	0.6	21	14	7.4
NJIE JR., Adam	17-13	29.6	.370	.273	.667	2.6	3.1	27	0	11.0	17-13	29.6	.370	.273	.667	2.6	3.1	27	0	11.0
PATTERSON, James	15-12	23.1	.350	.224	.767	5.9	0.9	28	5	9.5	76-70	24.9	.419	.328	.779	7.4	1.1	133	16	17.3
REAVES, Dejour	17-17	33.4	.412	.317	.869	5.1	1.7	35	2	15.7	47-28	30.7	.446	.355	.842	4.0	1.5	73	6	15.2
RUPERT, Clarence	13-9	22.9	.500	.286	.600	4.6	1.8	10	7	7.3	107-69	17.5	.551	.250	.519	4.1	0.9	56	57	6.1
WALLACE, Jojo	6-0	10.4	.286	.200	.000	1.2	0.0	0	0	3.0	6-0	10.4	.286	.200	.000	1.2	0.0	0	0	3.0
WINBORNE, Christian	6-6	20.9	.286	.231	.900	2.3	1.5	11	0	5.3	40-9	21.2	.315	.184	.687	2.0	1.2	39	2	5.6

Scoring

Player	Season Statistics									Career Statistics								
	FG-FGA	FG%	3FG-3FGA	3FG%	FT-FTA	FT%	PTS	PTS/G		FG-FGA	FG%	3FG-3FGA	3FG%	FT-FTA	FT%	PTS	PTS/G	
BARR, Jalen	10-32	.313	0-4	.000	9-23	.391	29	2.4		282-624	.452	21-94	.223	187-340	.550	772	8.3	
BUNDY, Kernan	17-40	.425	8-19	.421	12-14	.857	54	3.9		17-40	.425	8-19	.421	12-14	.857	54	3.9	
EMUOBOR, Comeh	14-45	.311	1-10	.100	7-15	.467	36	2.6		21-65	.323	3-16	.188	10-19	.526	55	2.3	
HOGARTH, Jacob	6-18	.333	0-4	.000	2-4	.500	14	1.2		6-18	.333	0-4	.000	2-4	.500	14	1.2	
JUNGERS, Luke	16-43	.372	13-37	.351	2-5	.400	47	3.4		96-263	.365	65-174	.374	44-58	.759	301	5.7	
MENARD, Justin	23-68	.338	17-46	.370	13-14	.929	76	5.4		23-68	.338	17-46	.370	13-14	.929	76	5.4	
MICHIGAN, Josh	4-4	1.000	0-0	.000	0-0	.000	8	2.7		4-4	1.000	0-0	.000	0-0	.000	8	2.7	
MOUNDI, Yaphet	46-95	.484	0-0	.000	34-70	.486	126	7.4		46-95	.484	0-0	.000	34-70	.486	126	7.4	
NJIE JR., Adam	71-192	.370	15-55	.273	30-45	.667	187	11.0		71-192	.370	15-55	.273	30-45	.667	187	11.0	
PATTERSON, James	49-140	.350	11-49	.224	33-43	.767	142	9.5		434-1037	.419	89-271	.328	360-462	.779	1317	17.3	
REAVES, Dejour	94-228	.412	26-82	.317	53-61	.869	267	15.7		259-581	.446	72-203	.355	123-146	.842	713	15.2	
RUPERT, Clarence	35-70	.500	4-14	.286	21-35	.600	95	7.3		270-490	.551	13-52	.250	96-185	.519	649	6.1	
WALLACE, Jojo	8-28	.286	2-10	.200	0-0	.000	18	3.0		8-28	.286	2-10	.200	0-0	.000	18	3.0	
WINBORNE, Christian	10-35	.286	3-13	.231	9-10	.900	32	5.3		69-219	.315	19-103	.184	68-99	.687	225	5.6	

Totals

Player	Season Statistics									Career Statistics								
	O-REB	D-REB	TOTAL	PF	FO	A	TO	A/TO		O-REB	D-REB	TOTAL	PF	FO	A	TO	A/TO	
BARR, Jalen	12	25	37	38	2	7	10	0.7		203	435	638	294	9	123	168	0.7	
BUNDY, Kernan	25	20	45	27	0	9	14	0.6		25	20	45	27	0	9	14	0.6	
EMUOBOR, Comeh	17	14	31	10	0	7	17	0.4		18	22	40	16	0	8	18	0.4	
HOGARTH, Jacob	6	10	16	18	0	3	7	0.4		6	10	16	18	0	3	7	0.4	
JUNGERS, Luke	3	13	16	21	0	6	13	0.5		16	102	118	96	2	21	40	0.5	
MENARD, Justin	1	5	6	20	0	31	12	2.6		1	5	6	20	0	31	12	2.6	
MICHIGAN, Josh	3	2	5	7	0	1	0	0.0		3	2	5	7	0	1	0	0.0	
MOUNDI, Yaphet	40	70	110	37	0	11	29	0.4		40	70	110	37	0	11	29	0.4	
NJIE JR., Adam	15	29	44	33	1	52	49	1.1		15	29	44	33	1	52	49	1.1	
PATTERSON, James	41	48	89	35	0	13	38	0.3		204	359	563	162	1	84	197	0.4	
REAVES, Dejour	29	57	86	35	0	29	26	1.1		49	141	190	76	0	71	70	1.0	
RUPERT, Clarence	32	28	60	26	0	24	32	0.8		147	287	434	218	4	97	122	0.8	
WALLACE, Jojo	2	5	7	1	0	0	4	0.0		2	5	7	1	0	0	4	0.0	
WINBORNE, Christian	5	9	14	15	1	9	7	1.3		21	59	80	89	4	47	40	1.2	

CAREER STATISTICS FOR CURRENT PLAYERS

BARR, Jalen

				Field Goals		3-Point		F-Throws		Rebounds									Scoring	
SEASON	TEAM	GP-GS	MIN/AVG	FG-FGA	FG%	3FG-3FGA	3FG%	FT-FTA	FT%	OFF	DEF	TOT	AVG	PF-FO	A	TO	BLK	STL	PTS	AVG
2020-21	Flag	21-17	551/26.2	77-162	.475	6-21	.286	38-78	.487	48	115	163	7.8	68-2	14	35	28	31	198	9.4
2021-22	Flag	31-30	849/27.4	102-219	.466	10-35	.286	77-140	.550	81	164	245	7.9	101-3	43	56	41	44	291	9.4
2023-24	Flag	29-25	756/26.1	93-211	.441	5-34	.147	63-99	.636	62	131	193	6.7	87-2	59	67	26	44	254	8.8
2024-25	Iona	12-7	201/16.7	10-32	.313	0-4	.000	9-23	.391	12	25	37	3.1	38-2	7	10	8	9	29	2.4
TOTAL FOR Iona		12-7	201/16.7	10-32	.313	0-4	.000	9-23	.391	12	25	37	3.1	38-2	7	10	8	9	29	2.4
TOTAL		93-79	2356/25.3	282-624	.452	21-94	.223	187-340	.550	203	435	638	6.9	294-9	123	168	103	128	772	8.3

BUNDY, Kernan

				Field Goals		3-Point		F-Throws		Rebounds									Scoring	
SEASON	TEAM	GP-GS	MIN/AVG	FG-FGA	FG%	3FG-3FGA	3FG%	FT-FTA	FT%	OFF	DEF	TOT	AVG	PF-FO	A	TO	BLK	STL	PTS	AVG
2024-25	Iona	14-3	226/16.1	17-40	.425	8-19	.421	12-14	.857	25	20	45	3.2	27-0	9	14	2	9	54	3.9
TOTAL		14-3	226/16.1	17-40	.425	8-19	.421	12-14	.857	25	20	45	3.2	27-0	9	14	2	9	54	3.9

EMUOBOR, Comeh

				Field Goals		3-Point		F-Throws		Rebounds									Scoring	
SEASON	TEAM	GP-GS	MIN/AVG	FG-FGA	FG%	3FG-3FGA	3FG%	FT-FTA	FT%	OFF	DEF	TOT	AVG	PF-FO	A	TO	BLK	STL	PTS	AVG
2023-24	UCF	10-0	59/5.9	7-20	.350	2-6	.333	3-4	.750	1	8	9	0.9	6-0	1	1	0	1	19	1.9
2024-25	Iona	14-2	161/11.5	14-45	.311	1-10	.100	7-15	.467	17	14	31	2.2	10-0	7	17	0	4	36	2.6
TOTAL FOR Iona		14-2	161/11.5	14-45	.311	1-10	.100	7-15	.467	17	14	31	2.2	10-0	7	17	0	4	36	2.6
TOTAL		24-2	219/9.1	21-65	.323	3-16	.188	10-19	.526	18	22	40	1.7	16-0	8	18	0	5	55	2.3

HOGARTH, Jacob

				Field Goals		3-Point		F-Throws		Rebounds									Scoring	
SEASON	TEAM	GP-GS	MIN/AVG	FG-FGA	FG%	3FG-3FGA	3FG%	FT-FTA	FT%	OFF	DEF	TOT	AVG	PF-FO	A	TO	BLK	STL	PTS	AVG
2024-25	Iona	12-1	112/9.4	6-18	.333	0-4	.000	2-4	.500	6	10	16	1.3	18-0	3	7	3	5	14	1.2
TOTAL		12-1	112/9.4	6-18	.333	0-4	.000	2-4	.500	6	10	16	1.3	18-0	3	7	3	5	14	1.2

JUNGERS, Luke

				Field Goals		3-Point		F-Throws		Rebounds									Scoring	
SEASON	TEAM	GP-GS	MIN/AVG	FG-FGA	FG%	3FG-3FGA	3FG%	FT-FTA	FT%	OFF	DEF	TOT	AVG	PF-FO	A	TO	BLK	STL	PTS	AVG
2022-23	UNO	32-2	558/17.4	71-190	.374	44-114	.386	37-46	.804	11	77	88	2.8	64-2	14	25	2	7	223	7.0
2023-24	UNO	7-0	83/11.9	9-30	.300	8-23	.348	5-7	.714	2	12	14	2.0	11-0	1	2	0	2	31	4.4
2024-25	Iona	14-3	165/11.8	16-43	.372	13-37	.351	2-5	.400	3	13	16	1.1	21-0	6	13	2	9	47	3.4
TOTAL FOR Iona		14-3	165/11.8	16-43	.372	13-37	.351	2-5	.400	3	13	16	1.1	21-0	6	13	2	9	47	3.4
TOTAL		53-5	806/15.2	96-263	.365	65-174	.374	44-58	.759	16	102	118	2.2	96-2	21	40	4	18	301	5.7

MENARD, Justin

				Field Goals		3-Point		F-Throws		Rebounds									Scoring	
SEASON	TEAM	GP-GS	MIN/AVG	FG-FGA	FG%	3FG-3FGA	3FG%	FT-FTA	FT%	OFF	DEF	TOT	AVG	PF-FO	A	TO	BLK	STL	PTS	AVG
2024-25	Iona	14-0	273/19.5	23-68	.338	17-46	.370	13-14	.929	1	5	6	0.4	20-0	31	12	3	9	76	5.4
TOTAL		14-0	273/19.5	23-68	.338	17-46	.370	13-14	.929	1	5	6	0.4	20-0	31	12	3	9	76	5.4

MICHIGAN, Josh

				Field Goals		3-Point		F-Throws		Rebounds									Scoring	
SEASON	TEAM	GP-GS	MIN/AVG	FG-FGA	FG%	3FG-3FGA	3FG%	FT-FTA	FT%	OFF	DEF	TOT	AVG	PF-FO	A	TO	BLK	STL	PTS	AVG
2024-25	Iona	3-0	32/10.8	4-4	1.000	0-0	.000	0-0	.000	3	2	5	1.7	7-0	1	0	0	0	8	2.7
TOTAL		3-0	32/10.8	4-4	1.000	0-0	.000	0-0	.000	3	2	5	1.7	7-0	1	0	0	0	8	2.7

CAREER STATISTICS FOR CURRENT PLAYERS

MOUNDI, Yaphet

				Field Goals		3-Point		F-Throws		Rebounds										Scoring	
SEASON	TEAM	GP-GS	MIN/AVG	FG-FGA	FG%	3FG-3FGA	3FG%	FT-FTA	FT%	OFF	DEF	TOT	AVG	PF-FO	A	TO	BLK	STL		PTS	AVG
2024-25	Iona	17-12	328/19.3	46-95	.484	0-0	.000	34-70	.486	40	70	110	6.5	37-0	11	29	14	21		126	7.4
TOTAL		17-12	328/19.3	46-95	.484	0-0	.000	34-70	.486	40	70	110	6.5	37-0	11	29	14	21		126	7.4

NJIE JR., Adam

				Field Goals		3-Point		F-Throws		Rebounds										Scoring	
SEASON	TEAM	GP-GS	MIN/AVG	FG-FGA	FG%	3FG-3FGA	3FG%	FT-FTA	FT%	OFF	DEF	TOT	AVG	PF-FO	A	TO	BLK	STL		PTS	AVG
2024-25	Iona	17-13	503/29.6	71-192	.370	15-55	.273	30-45	.667	15	29	44	2.6	33-1	52	49	0	27		187	11.0
TOTAL		17-13	503/29.6	71-192	.370	15-55	.273	30-45	.667	15	29	44	2.6	33-1	52	49	0	27		187	11.0

PATTERSON, James

				Field Goals		3-Point		F-Throws		Rebounds										Scoring	
SEASON	TEAM	GP-GS	MIN/AVG	FG-FGA	FG%	3FG-3FGA	3FG%	FT-FTA	FT%	OFF	DEF	TOT	AVG	PF-FO	A	TO	BLK	STL		PTS	AVG
2022-23	STA	30-29	681/22.7	146-355	.411	17-52	.327	123-161	.764	84	128	212	7.1	69-1	26	55	3	48		432	14.4
2023-24	STA	31-29	867/28.0	239-542	.441	61-170	.359	204-258	.791	79	183	262	8.5	58-0	45	104	8	57		743	24.0
2024-25	Iona	15-12	346/23.1	49-140	.350	11-49	.224	33-43	.767	41	48	89	5.9	35-0	13	38	5	28		142	9.5
TOTAL FOR Iona		15-12	346/23.1	49-140	.350	11-49	.224	33-43	.767	41	48	89	5.9	35-0	13	38	5	28		142	9.5
TOTAL		76-70	1894/24.9	434-1037	.419	89-271	.328	360-462	.779	204	359	563	7.4	162-1	84	197	16	133		1317	17.3

REAVES, Dejour

				Field Goals		3-Point		F-Throws		Rebounds										Scoring	
SEASON	TEAM	GP-GS	MIN/AVG	FG-FGA	FG%	3FG-3FGA	3FG%	FT-FTA	FT%	OFF	DEF	TOT	AVG	PF-FO	A	TO	BLK	STL		PTS	AVG
2023-24	UNC	30-11	876/29.2	165-353	.467	46-121	.380	70-85	.824	20	84	104	3.5	41-0	42	44	4	38		446	14.9
2024-25	Iona	17-17	567/33.4	94-228	.412	26-82	.317	53-61	.869	29	57	86	5.1	35-0	29	26	2	35		267	15.7
TOTAL FOR Iona		17-17	567/33.4	94-228	.412	26-82	.317	53-61	.869	29	57	86	5.1	35-0	29	26	2	35		267	15.7
TOTAL		47-28	1443/30.7	259-581	.446	72-203	.355	123-146	.842	49	141	190	4.0	76-0	71	70	6	73		713	15.2

RUPERT, Clarence

				Field Goals		3-Point		F-Throws		Rebounds										Scoring	
SEASON	TEAM	GP-GS	MIN/AVG	FG-FGA	FG%	3FG-3FGA	3FG%	FT-FTA	FT%	OFF	DEF	TOT	AVG	PF-FO	A	TO	BLK	STL		PTS	AVG
2021-22	SP	30-7	402/13.4	54-117	.462	2-10	.200	22-42	.524	33	46	79	2.6	53-0	20	19	13	12		132	4.4
2022-23	SIU	33-23	524/15.9	84-130	.646	2-9	.222	21-52	.404	34	83	117	3.5	63-0	20	32	12	16		191	5.8
2023-24	SIU	31-30	644/20.8	97-173	.561	5-19	.263	32-56	.571	48	130	178	5.7	76-4	33	39	25	18		231	7.5
2024-25	Iona	13-9	298/22.9	35-70	.500	4-14	.286	21-35	.600	32	28	60	4.6	26-0	24	32	7	10		95	7.3
TOTAL FOR Iona		13-9	298/22.9	35-70	.500	4-14	.286	21-35	.600	32	28	60	4.6	26-0	24	32	7	10		95	7.3
TOTAL		107-69	1868/17.5	270-490	.551	13-52	.250	96-185	.519	147	287	434	4.1	218-4	97	122	57	56		649	6.1

WALLACE, Jojo

				Field Goals		3-Point		F-Throws		Rebounds										Scoring	
SEASON	TEAM	GP-GS	MIN/AVG	FG-FGA	FG%	3FG-3FGA	3FG%	FT-FTA	FT%	OFF	DEF	TOT	AVG	PF-FO	A	TO	BLK	STL		PTS	AVG
2024-25	Iona	6-0	62/10.4	8-28	.286	2-10	.200	0-0	.000	2	5	7	1.2	1-0	0	4	0	0		18	3.0
TOTAL		6-0	62/10.4	8-28	.286	2-10	.200	0-0	.000	2	5	7	1.2	1-0	0	4	0	0		18	3.0

WINBORNE, Christian

				Field Goals		3-Point		F-Throws		Rebounds										Scoring	
SEASON	TEAM	GP-GS	MIN/AVG	FG-FGA	FG%	3FG-3FGA	3FG%	FT-FTA	FT%	OFF	DEF	TOT	AVG	PF-FO	A	TO	BLK	STL		PTS	AVG
2022-23	SJU	30-3	668/22.3	53-173	.306	15-86	.174	59-88	.670	15	43	58	1.9	69-3	33	29	2	27		180	6.0
2023-24	SJU	4-0	55/13.7	6-11	.545	1-4	.250	0-1	.000	1	7	8	2.0	5-0	5	4	0	1		13	3.3
2024-25	Iona	6-6	126/20.9	10-35	.286	3-13	.231	9-10	.900	5	9	14	2.3	15-1	9	7	0	11		32	5.3
TOTAL FOR Iona		6-6	126/20.9	10-35	.286	3-13	.231	9-10	.900	5	9	14	2.3	15-1	9	7	0	11		32	5.3
TOTAL		40-9	849/21.2	69-219	.315	19-103	.184	68-99	.687	21	59	80	2.0	89-4	47	40	2	39		225	5.6

THE LAST TIME... (TEAM STATISTICS)

The Last Time	Iona	Gms Since	Opponent	Gms Since
Game Duration				
Played in Overtime	Iona 84, Manhattan 76 OT (1/20/23)	67	Iona 84, Manhattan 76 OT (1/20/23)	67
Won in Overtime	Iona 84, Manhattan 76 OT (1/20/23)	67	Niagara 100, Iona 91 OT (2/29/20)	141
Played in Double Overtime	Iona 87, Quinnipiac 82 2OT (2/2/18)	210	Iona 87, Quinnipiac 82 2OT (2/2/18)	210
Won in Double Overtime	Iona 87, Quinnipiac 82 2OT (2/2/18)	210	Manhattan 74, Iona 73 2OT (2/14/13)	377
Played in Triple Overtime	Canisius 90, Iona 88 3OT (1/30/05)	639	Canisius 90, Iona 88 3OT (1/30/05)	639
Won in Triple Overtime	Never (0-2)		Canisius 90, Iona 88 3OT (1/30/05)	639
Ranked Opponent				
Beat a Ranked Opponent	Iona 72, No. 10 Alabama 68 (11/25/21)	113		
Played a Ranked Opponent	No. 18 Colorado 85, Iona 68 (11/26/23)	45		
Score Margin				
Won by 15-19 points	19, Iona 70, Siena 51 (1/26/24)	32	16, Cornell 84, Iona 68 (11/25/24)	12
Won by 20-29 points	20, Iona 85, Colgate 65 (12/21/23)	39	24, Sacred Heart 83, Iona 59 (12/6/24)	8
Won by 30-39 points	33, Iona 93, Siena 60 (2/26/23)	57	31, Louisville 67, Iona 36 (12/29/07)	554
Won by 40-49 points	44, Iona 105, Bucknell 61 (12/2/00)	775	43, West Virginia 86, Iona 43 (11/20/24)	13
Won by 50 points or more	50, Iona 126, Delaware State 76 (11/26/14)	331	50, No. 1 UConn 104, Iona 54 (12/20/03)	681
Score Total				
Scored 100 points or more	103, Iona 103, Monmouth 84 (1/3/19)	187	100, Niagara 100, Iona 91 (2/29/20)	141
Scored 90-99 points	94, Iona 94, Rider 93 (2/4/24)	30	90, Hofstra 90, Iona 76 (11/8/24)	10
Scored 80-89 points	80, Indiana State 83, Iona 80 (11/30/24)	10	83, Sacred Heart 83, Iona 59 (12/6/24)	8
Scored less than 60 points	59, Sacred Heart 83, Iona 59 (12/6/24)	8	51, Iona 62, Tarleton State 51 (11/29/24)	11
Scored less than 50 points	43, West Virginia 86, Iona 43 (11/20/24)	13	48, Iona 72, Quinnipiac 48 (3/9/21)	123
Scored less than 40 points	39, Manhattan 52, Iona 39 (2/9/09)	510	39, Iona 62, Loyola (Md.) 39 (3/7/03)	689
Both teams scored less than 60	Saint Peter's 59, Iona 53 (2/18/24)	26		
Both teams scored less than 50	Iona 49, Saint Peter's 48 (2/28/10)	474		
Field Goal Percentage				
Shot 70.0% or better from the floor	70.0%, vs. Wagner (12/3/02)	712		
Shot 60.0-69.9% from the floor	64.7%, at Canisius (2/10/23)	62	60.8%, at Colorado (11/26/23)	45
Shot 55.0-59.9% from the floor	57.1%, at Saint Peter's (2/19/23)	59	55.4%, at Princeton (11/4/24)	17
Shot 30-35.0% from the floor	33.3%, vs. Marist (1/3/25)	4	34.4%, vs. Quinnipiac (1/12/25)	1
Shot 25.0-29.9% from the floor	27.7%, vs. Saint Joseph's (12/16/23)	40	27.6%, at Saint Peter's (2/19/23)	59
Shot less than 25.0% from the floor	23.7%, at West Virginia (11/20/24)	13	23.7%, vs. St. Bonaventure (11/19/04)	656
Three Point Field Goals				
Made 24 or more three-point FGs	24, vs. Delaware State (11/26/14)*	331	Never	
Made 20-23 three-point FGs	20, at Holy Cross (12/19/17)	222	Never	
Made 19 three-point FG	19, vs. Fairfield (12/1/15)	297	Never	
Made 19 three-point FG	19, vs. Monmouth (3/8/15)	303		
Made 18 three-point FG	18, vs. Liberty (12/18/12)	394	Never	
Made 18 three-point FG	18, at Albany (11/23/10)	468		
Made 17 three-point FG	17, vs. Monmouth (1/26/20)	151	17, at Colorado (12/29/19)	159
Made 16 three-point FG	16, vs. Rider (1/14/18)	215	16, vs. Fairfield (1/5/19)	186
Made 15 three-point FG	15, vs. North Carolina (3/22/19)	166	15, at West Virginia (11/20/24)	13
Made 10-14 three-point FG	10, vs. Manhattan (3/12/24)	19	10, at Colgate (12/22/24)	6
Did not make a three-pt. FG	0-10, at Marist (12/5/08)	529	0-12, vs. St. John's (12/17/17)	223
Free Throws				
Attempted 50 or more FT	50 (38-50), at Marist (1/28/05)	640	54 (38-54), vs. Niagara (3/6/04)	659
Attempted 40 or more FT	41 (24-41), vs. Marist (11/29/23)	44	42 (28-42), vs. Marist (11/29/23)	44
Made 35 or more FT	38 (38-50), at Marist (1/28/05)	640	38 (38-50), vs. Niagara (3/6/04)	659
Made 30 or more FT	32 (32-42), vs. Harvard (11/13/21)	145	32 (32-45), vs. Seattle (12/23/22)	74
Rebounds				
Had 55 or more rebounds	58, vs. Delaware (11/12/24)	15	56, at Niagara (12/29/17)	220
Had 50-54 rebounds	50, vs. Belmont (11/26/21)	112	52, vs. North Carolina (3/22/19)	166
Had 45-49 rebounds	45, vs. Vermont (11/15/24)	14	47, vs. Quinnipiac (1/12/25)	1
Had 40-44 rebounds	42, vs. Quinnipiac (1/12/25)	1	44, vs. Quinnipiac (3/1/24)	23
Had 25 or less rebounds	19, at Manhattan (3/7/24)	21	21, vs. Vermont (11/15/24)	14
Assists				
Had 35 or more assists	35, vs. Delaware State (11/26/14)*	331		
Had 30-34 assists	34, vs. Niagara (1/4/14)	357	30, at Yale (12/22/18)	189
Had 28-29 assists	29, vs. Marist (2/8/15)	312	28, at UConn (12/20/03)	681
Had 25-27 assists	25, vs. Rider (2/4/24)	30	27, at Manhattan (3/7/24)	21
Had 20-24 assists	21, vs. Manhattan (2/16/24)	27	22, vs. Cornell (11/25/24)	12
Steals				
Made 15-19 steals	16, at Siena (1/5/25)	3	16, at Monmouth (1/5/20)	157
Made 20 or more steals	20, at Loyola Maryland (1/6/08)	551	19, vs. Wagner (12/4/01)	741
Turnovers				
Had 25 or more turnovers	27, vs. Monmouth (2/19/21)	125	25, at Siena (1/5/25)	3
Had 20-24 turnovers	21, at West Virginia (11/20/24)	13	23, vs. Marist (1/3/25)	4
Had 6-10 turnovers	7, vs. Manhattan (3/12/24)	19	10, at Princeton (11/4/24)	17
Had 5 or less turnovers	3, vs. Rider (2/4/24)	30	5, at Niagara (2/6/22)	96
Blocks				
Blocked 10 or more shots	11, vs. Quinnipiac (1/29/23)	65	11, at West Virginia (11/20/24)	13
Double Digit Scorers				
Seven or more players	vs. Niagara (1/4/14)	357		
Six players	vs. Marist (1/18/19)	183		
Five players	vs. Mount St. Mary's (1/14/24)	35	vs. Indiana State (11/30/24)	10
Zero Players	vs. Siena (12/7/09)	496	vs. Quinnipiac (3/9/21)	123

THE LAST TIME AN IONA PLAYER...

Points Scored

Scored 50 or more	50 – Warren Issac vs. Bates (Dec. 18, 1964)
Scored 45-49 points	45 – A.J. English vs. Monmouth (Jan. 15, 2016)
Scored 40-44 points	40 – Rickey McGill at Rider (Feb. 25, 2018)
Scored 35-39 points	35 – Greg Gordon vs. Fairfield (Feb. 2, 2024)
Scored 30-34 points	30 – Dejour Reaves vs. Indiana State (Nov. 30, 2024)
Scored 25-29 points	25 – Dejour Reaves vs. Harvard (Dec. 29, 2024)
Scored back-to-back 30+ point efforts	A.J. English at Monmouth, at Siena (Feb. 19-22, 2015)
Two players had at least 30 points	Mike Glover (34) and Scott Machado (33) vs. Saint Joseph's (Nov. 23, 2011)
Two players had at least 20 points	Greg Gordon (35) and Jeremiah Quigley (20) vs. Fairfield (Feb. 2, 2024)
Three players had at least 20 points	Asante Gist (23), Tajuan Agee (21), E.J. Crawford (21) vs. Princeton (Dec. 17, 2019)

Three-Point Field Goals

Hit more than 10 3-point field goals	13 – A.J. English vs. Fairfield (Dec. 1, 2015) (School/MAAC Record)
Hit 10 3-point field goals	10 – Sean Armand vs. Siena (Jan. 3, 2012)
Hit 9 3-point field goals	9 – Isaiah Williams vs. Monmouth (Mar. 8, 2015)
Hit 8 3-point field goals	8 – Deyshonee Much at Canisius (Feb. 5, 2016)
Hit 7 3-point field goals	7 – Wheza Panzo vs. Manhattan (Feb. 16, 2023)
Hit 6 3-point field goals	6 – Dejour Reaves vs. Indiana State (Nov. 30, 2024)
Hit 5 3-point field goals	5 – Idan Tretout vs. Manhattan (Mar. 13, 2024)

Free Throws

Made at least 10 free throws	11 – Jeremiah Quigley vs. Rider (Feb. 4, 2024)
Made at least 15 free throws	16 – Devon Clarke at Fairfield (Dec. 7, 2008)

Rebounds

Had 20 or more rebounds	20 – Jonathan Duck vs. Seton Hall (Nov. 24, 1990)
Had 18-19 rebounds	18 – Yaphet Moundi vs. Delaware (Nov. 12, 2024)
Had 17 rebounds	17 – Nelly Jr. Joseph vs. Manhattan (Feb. 17, 2023)
Had 15-16 rebounds	15 – James Patterson vs. Harvard (Dec. 29, 2024)
Two players had 10 rebounds or more	Walter Clayton Jr. (12) and Osborn Shema (10) vs. Saint Louis (Dec. 6, 2022)
Three players had 10 rebounds or more	Berrick JeanLouis (11), Dylan van Eyck (10), Osborn Shema (10) vs. Quinnipiac (Mar. 9, 2021)

Assists

Had 17 or more assists	17 – Danny Doyle vs. Fairfield (Feb. 19, 1994) (school record)
Had 16 assists	16 – Scott Machado vs. Manhattan (Jan. 12, 2012)
Had 15 assists	15 – Scott Machado vs. Nevada (Feb. 18, 2012)
Had 14 assists	14 – Rickey McGill vs. Canisius (Jan. 8, 2017)
Had 13 assists	13 – A.J. English vs. Monmouth (Feb. 14, 2014)
Had 12 assists	12 – Rickey McGill vs. Canisius (Jan. 21, 2018)
Had 11 assists	11 – Dylan van Eyck at Marist (Dec. 1, 2021)
Had 10 assists	10 – Daniss Jenkins vs. Marist (Mar. 5, 2023)
Had back-to-back 10+ assist efforts	Scott Machado 2 gms (Dec. 21-29, 2011)
Had three straight 10+ assist efforts	Scott Machado 5 gms (Nov. 17-28, 2011)
Had four straight 10+ assist efforts	Scott Machado 5 gms (Nov. 17-28, 2011)
Had five straight 10+ assist efforts	Scott Machado 5 gms (Nov. 17-28, 2011)

Steals

Had 10 or more steals	10 – Ricky Soliver vs. Portland State (Nov. 25, 2005)
Had 9 steals	9 – Ricky Rivers vs. Akron (Dec. 4, 1993)
Had 8 steals	8 – Ricky Soliver at Rider (Feb. 11, 2006)
Had 7 steals	7 – Walter Clayton Jr. vs. Siena (Feb. 26, 2023)
Had 6 steals	6 – Dejour Reaves at Colgate (Dec. 22, 2024)
Had 5 steals	5 – Adam Njie Jr. at Siena (Jan. 5, 2025)

Blocks

Had 10 or more blocks	11 – Nakiea Miller vs. Fairfield (Mar. 5, 2000)
Had 9 blocks	9 – Greg Jenkins vs. Manhattan (Jan. 25, 2004)
Had 8 blocks	8 – Nakiea Miller vs. St. Francis NY (Nov. 28, 2000)
Had 7 blocks	7 – Isaiah Williams at Manhattan (Feb. 28, 2014)
Had 6 blocks	6 – Nelly Jr. Joseph at Hofstra (Nov. 11, 2022)
Had 5 blocks	5 – Nelly Jr. Joseph vs. Marist (Jan. 2, 2022)

Double-Doubles

Registered a double-double	Dejour Reaves (16p/10r) vs. Quinnipiac (Jan. 12, 2025)
Back-to-back double-doubles	Greg Gordon 2 gms (Feb. 8-10, 2024)
Three straight double-doubles	Greg Gordon 3 gms (Jan. 21-Feb.2, 2024)
Four straight double-doubles	Nelly Jr. Joseph 11 gms (Dec. 25, 2022-Feb.5, 2023)
Five straight double-doubles	Nelly Jr. Joseph 11 gms (Dec. 25, 2022-Feb.5, 2023)
Ten straight double-doubles	Nelly Jr. Joseph 11 gms (Dec. 25, 2022-Feb.5, 2023)
Eleven straight double-doubles	Nelly Jr. Joseph 11 gms (Dec. 25, 2022-Feb.5, 2023)
At least two players had a double-double	Daniss Jenkins (23p, 10a), Nelly Jr. Joseph (19p/12r) at Marist (Jan. 6, 2023)
Three or more players had a double-double	Mike Glover (13p/12r), Taaj Ridley (16p/12r), Scott Machado (14p/11a) vs. Purdue (Nov. 17, 2011)

IONA'S TRIPLE-DOUBLES...

Nakiea Miller (14p/10r/11b) vs. Fairfield (Mar. 5, 2000)
Scott Machado (10p/11r/10a) vs. Marist (Feb. 12, 2012)
Isaiah Washington (14p/10r/11a) at Canisius (Feb. 27, 2020)

SEASON/CAREER HIGHS

0 • JAMES PATTERSON

Season High		Career High
19, vs. Rice (12/1/24)	PTS	41, vs. Post (11/18/23)
15, vs. HARV (12/29/24)	REB	15, vs. HARV (12/29/24)
7, vs. UVM (11/15/24)	FG	13, vs. Post (11/18/23)
2, 2x (vs. Rice, 12/1/24)	3FG	5, at Mercy (3/2/24)
9, vs. Rice (12/1/24)	FT	14, vs. Post (3/16/24)
3, 2x (at SIE, 1/5/25)	AST	7, at CSI (12/9/23)
1, 5x (vs. QUI, 1/12/25)	BLK	2, 2x (vs. DAE, 3/10/24)
4, vs. Rice (12/1/24)	STL	5, vs. R-Wes (3/9/24)
33, at PRIN (11/4/24)	MIN	38, vs. Post (11/18/23)

1 • JACOB HOGARTH

Season High		Career High
4, vs. Ind. St. (11/30/24)	PTS	4, vs. Ind. St. (11/30/24)
5, vs. CORN (11/25/24)	REB	5, vs. CORN (11/25/24)
2, vs. Ind. St. (11/30/24)	FG	2, vs. Ind. St. (11/30/24)
0	3FG	0
2, vs. Rice (12/1/24)	FT	2, vs. Rice (12/1/24)
1, 3x (vs. Rice, 12/1/24)	AST	1, 3x (vs. Rice, 12/1/24)
2, vs. Rice (12/1/24)	BLK	2, vs. Rice (12/1/24)
2, vs. Ind. St. (11/30/24)	STL	2, vs. Ind. St. (11/30/24)
20, at WVU (11/20/24)	MIN	20, at WVU (11/20/24)

2 • ADAM NJIE JR.

Season High		Career High
21, vs. Ind. St. (11/30/24)	PTS	21, vs. Ind. St. (11/30/24)
6, 2x (vs. Ind. St., 11/30/24)	REB	6, 2x (vs. Ind. St., 11/30/24)
8, 2x (vs. Rice, 12/1/24)	FG	8, 2x (vs. Rice, 12/1/24)
3, 2x (vs. Rice, 12/1/24)	3FG	3, 2x (vs. Rice, 12/1/24)
6, at FFD (1/10/25)	FT	6, at FFD (1/10/25)
6, 2x (vs. CORN, 11/25/24)	AST	6, 2x (vs. CORN, 11/25/24)
0	BLK	0
5, at SIE (1/5/25)	STL	5, at SIE (1/5/25)
37, vs. UVM (11/15/24)	MIN	37, vs. UVM (11/15/24)

3 • DEJOUR REAVES

Season High		Career High
30, vs. Ind. St. (11/30/24)	PTS	30, 2x (vs. Ind. St., 11/30/24)
10, vs. QUI (1/12/25)	REB	10, vs. QUI (1/12/25)
11, vs. Ind. St. (11/30/24)	FG	12, at Port St. (2/15/24)
6, vs. Ind. St. (11/30/24)	3FG	6, vs. Ind. St. (11/30/24)
9, vs. SPU (12/8/24)	FT	9, 2x (vs. SPU, 12/8/24)
5, at PRIN (11/4/24)	AST	6, at UNA (3/4/24)
1, 2x (vs. QUI, 1/12/25)	BLK	1, 6x (vs. QUI, 1/12/25)
6, at COLG (12/22/24)	STL	6, at COLG (12/22/24)
39, 2x (vs. Rice, 12/1/24)	MIN	43, at TAMCC (12/11/23)

4 • CLARENCE RUPERT

Season High		Career High
20, at HOF (11/8/24)	PTS	20, at HOF (11/8/24)
10, vs. DEL (11/12/24)	REB	11, 6x (vs. UIC, 3/7/24)
5, 3x (at SIE, 1/5/25)	FG	7, at WSU (12/16/23)
2, at COLG (12/22/24)	3FG	2, at COLG (12/22/24)
9, at HOF (11/8/24)	FT	9, at HOF (11/8/24)
5, at COLG (12/22/24)	AST	5, at COLG (12/22/24)
2, 2x (at COLG, 12/22/24)	BLK	4, vs. UIC (12/30/23)
3, at HOF (11/8/24)	STL	3, 5x (at HOF, 11/8/24)
34, vs. SPU (12/8/24)	MIN	34, vs. SPU (12/8/24)

7 • LUKE JUNGERS

Season High		Career High
10, 2x (vs. QUI, 1/12/25)	PTS	27, at S.Dak (1/21/23)
4, at FFD (1/10/25)	REB	6, 2x (vs. UMKC, 3/3/23)
4, vs. QUI (1/12/25)	FG	8, at S.Dak (1/21/23)
3, at WVU (11/20/24)	3FG	6, at S.Dak (1/21/23)
1, 2x (at FFD, 1/10/25)	FT	6, vs. South (11/26/22)
1, 6x (vs. QUI, 1/12/25)	AST	3, at W ILL (1/5/23)
1, 2x (vs. QUI, 1/12/25)	BLK	1, 4x (vs. QUI, 1/12/25)
2, vs. CORN (11/25/24)	STL	2, 3x (vs. CORN, 11/25/24)
21, vs. QUI (1/12/25)	MIN	31, at ORU (1/28/23)

8 • CHRISTIAN WINBORNE

Season High		Career High
10, vs. MAR (1/3/25)	PTS	19, vs. FDU (12/3/22)
3, 3x (at FFD, 1/10/25)	REB	5, at TEMP (12/6/22)
3, vs. MAR (1/3/25)	FG	6, vs. FDU (12/3/22)
1, 3x (vs. QUI, 1/12/25)	3FG	3, vs. Loy (III.) (1/14/23)
3, vs. MAR (1/3/25)	FT	8, 2x (vs. Loy (III.), 3/7/23)
3, 2x (vs. QUI, 1/12/25)	AST	4, 2x (at Loy (III.), 2/8/23)
0	BLK	1, 2x (vs. Loy (III.), 1/14/23)
3, 3x (vs. QUI, 1/12/25)	STL	4, vs. LAF (11/14/22)
28, at COLG (12/22/24)	MIN	34, at TEMP (12/6/22)

10 • COMEH EMUOBOR

Season High		Career High
11, at PRIN (11/4/24)	PTS	11, at PRIN (11/4/24)
8, at WVU (11/20/24)	REB	8, at WVU (11/20/24)
4, at PRIN (11/4/24)	FG	4, at PRIN (11/4/24)
1, at PRIN (11/4/24)	3FG	1, 3x (at PRIN, 11/4/24)
2, at PRIN (11/4/24)	FT	2, 2x (at PRIN, 11/4/24)
2, vs. TARL (11/29/24)	AST	2, vs. TARL (11/29/24)
0	BLK	0
2, vs. TARL (11/29/24)	STL	2, vs. TARL (11/29/24)
22, at WVU (11/20/24)	MIN	22, at WVU (11/20/24)

12 • JOSH MICHIGAN

Season High		Career High
8, at SHU (12/6/24)	PTS	8, at SHU (12/6/24)
3, at SHU (12/6/24)	REB	3, at SHU (12/6/24)
4, at SHU (12/6/24)	FG	4, at SHU (12/6/24)
0	3FG	0
0	FT	0
1, at SHU (12/6/24)	AST	1, at SHU (12/6/24)
0	BLK	0
0	STL	0
19, at SHU (12/6/24)	MIN	19, at SHU (12/6/24)

23 • JOJO WALLACE

Season High		Career High
7, at HOF (11/8/24)	PTS	7, at HOF (11/8/24)
3, 2x (vs. TARL, 11/29/24)	REB	3, 2x (vs. TARL, 11/29/24)
3, at HOF (11/8/24)	FG	3, at HOF (11/8/24)
1, 2x (vs. TARL, 11/29/24)	3FG	1, 2x (vs. TARL, 11/29/24)
0	FT	0
0	AST	0
0	BLK	0
0	STL	0
22, at WVU (11/20/24)	MIN	22, at WVU (11/20/24)

24 • JUSTIN MENARD

Season High		Career High
13, vs. TARL (11/29/24)	PTS	13, vs. TARL (11/29/24)
2, vs. TARL (11/29/24)	REB	2, vs. TARL (11/29/24)
4, vs. TARL (11/29/24)	FG	4, vs. TARL (11/29/24)
3, 3x (vs. QUI, 1/12/25)	3FG	3, 3x (vs. QUI, 1/12/25)
3, 2x (at FFD, 1/10/25)	FT	3, 2x (at FFD, 1/10/25)
6, vs. MAR (1/3/25)	AST	6, vs. MAR (1/3/25)
1, 3x (vs. QUI, 1/12/25)	BLK	1, 3x (vs. QUI, 1/12/25)
3, at SIE (1/5/25)	STL	3, at SIE (1/5/25)
28, vs. MAR (1/3/25)	MIN	28, vs. MAR (1/3/25)

25 • KERNAN BUNDY

Season High		Career High
8, 2x (at SIE, 1/5/25)	PTS	8, 2x (at SIE, 1/5/25)
8, vs. Ind. St. (11/30/24)	REB	8, vs. Ind. St. (11/30/24)
3, 2x (at SIE, 1/5/25)	FG	3, 2x (at SIE, 1/5/25)
2, 2x (at SIE, 1/5/25)	3FG	2, 2x (at SIE, 1/5/25)
4, at HOF (11/8/24)	FT	4, at HOF (11/8/24)
2, 2x (vs. QUI, 1/12/25)	AST	2, 2x (vs. QUI, 1/12/25)
1, 2x (vs. Ind. St., 11/30/24)	BLK	1, 2x (vs. Ind. St., 11/30/24)
3, vs. CORN (11/25/24)	STL	3, vs. CORN (11/25/24)
27, vs. DEL (11/12/24)	MIN	27, vs. DEL (11/12/24)

32 • YAPHET MOUNDI

Season High		Career High
16, vs. DEL (11/12/24)	PTS	16, vs. DEL (11/12/24)
18, vs. DEL (11/12/24)	REB	18, vs. DEL (11/12/24)
6, 2x (at COLG, 12/22/24)	FG	6, 2x (at COLG, 12/22/24)
0	3FG	0
5, vs. CORN (11/25/24)	FT	5, vs. CORN (11/25/24)
2, vs. MAR (1/3/25)	AST	2, vs. MAR (1/3/25)
4, vs. HARV (12/29/24)	BLK	4, vs. HARV (12/29/24)
5, vs. CORN (11/25/24)	STL	5, vs. CORN (11/25/24)
27, vs. Ind. St. (11/30/24)	MIN	27, vs. Ind. St. (11/30/24)

33 • JALEN BARR

Season High		Career High
10, vs. CORN (11/25/24)	PTS	22, vs. Lander (2/28/24)
9, 2x (vs. QUI, 1/12/25)	REB	19, vs. Colmb. St. (2/5/22)
3, vs. CORN (11/25/24)	FG	10, vs. Lander (2/28/24)
0	3FG	2, 3x (vs. Lander, 2/28/24)
4, vs. CORN (11/25/24)	FT	9, vs. Colmb. St. (2/5/22)
2, 2x (vs. Rice, 12/1/24)	AST	5, 2x (at USC Beau, 2/24/24)
2, 2x (vs. SPU, 12/8/24)	BLK	4, 2x (at Colmb. St., 1/5/22)
5, vs. TARL (11/29/24)	STL	5, 4x (vs. TARL, 11/29/24)
24, vs. SPU (12/8/24)	MIN	37, 2x (vs. N.Ga., 3/1/22)

GAELS BY THE NUMBERS... (UNDER TOBIN ANDERSON IN PARENTHESIS)

Iona Record:

Overall	5-12 (21-29)
MAAC	2-4 (12-14)
At the Hynes Athletics Center	2-5 (11-10)
On the Road	2-5 (7-13)
Neutral Sites	1-2 (3-6)
MAAC Home Games	1-2 (7-6)
MAAC Away Games	1-2 (5-8)
MAAC Neutral Games	0-0 (0-0)
Leading at the half	3-3 (14-6)
Trailing at the half	2-6 (5-19)
Tied at the half	0-3 (2-4)
Overtime	0-0 (0-0)
After a win	1-4 (7-14)
After a loss	4-8 (14-15)

Day of the Week:

Sunday	3-3 (7-9)
Monday	0-2 (0-4)
Tuesday	0-1 (1-2)
Wednesday	0-1 (1-4)
Thursday	0-0 (1-1)
Friday	2-4 (9-7)
Saturday	0-1 (2-2)

Month:

November	2-6 (4-11)
December	2-3 (6-5)
January	1-3 (4-6)
February	0-0 (4-4)
March	0-0 (3-3)

Tip-off Time

Day games	4-4 (11-12)
Night games (after 5 p.m.)	1-8 (10-17)

When Iona Scores

Less than 50 points	0-1 (0-1)
50-59 points	0-2 (0-6)
60-69 points	2-6 (6-15)
70-79 points	3-1 (9-4)
80-89 points	0-2 (4-3)
90-99 points	0-0 (2-0)
More than 99 points	0-0 (0-0)

When Opponent Scores:

Less than 50 points	0-0 (0-0)
50-59 points	2-0 (7-1)
60-69 points	1-4 (7-8)
70-79 points	2-2 (4-8)
80-89 points	0-5 (2-10)
90-99 points	0-1 (1-2)
More than 99 points	0-0 (0-0)

When Iona's FG Percentage is:

Less than 35%	0-4 (1-7)
35-39.9%	1-5 (2-9)
40-44.9%	2-1 (7-8)
45-49.9%	2-1 (5-3)
50% or higher	0-1 (6-2)

When Opponents' FG Percentage is:

Less than 35%	0-1 (1-1)
35-39.9%	2-1 (5-1)
40-44.9%	1-0 (6-7)
45-49.9%	1-5 (6-9)
50% or higher	1-5 (3-11)

When Iona's 3FG Percentage is:

Less than 35%	5-8 (11-21)
35% or greater	0-4 (10-8)
35-39.9%	0-3 (3-5)
40-44.9%	0-0 (1-0)
45-49.9%	0-1 (2-3)
50% or higher	0-0 (4-0)

When Opponents' FG Percentage is:

Less than 35%	3-4 (13-9)
35% or greater	2-8 (8-20)
35-39.9%	0-2 (4-7)
40-44.9%	1-4 (2-6)
45-49.9%	1-2 (1-4)
50% or higher	0-0 (1-3)

At the Free Throw Line:

When Iona makes more FTs	2-3 (9-5)
When Iona shoots more FTs	2-3 (10-5)
When opponents make more FTs	3-8 (11-22)
When opponents shoot more FTs	2-7 (8-22)
When free throws made are equal	0-1 (1-2)
When free throws shot are equal	1-2 (3-2)

From Behind the Arc:

When Iona makes more threes	2-1 (13-7)
When opponents make more threes	3-9 (6-18)
Three pointers are equal	0-2 (2-4)

Rebounds:

When Iona out rebounds opponent	5-5 (11-8)
When opponent out rebounds Iona	0-6 (9-19)
When rebounds are equal	0-1 (1-2)

Assists:

When Iona has more assists	2-4 (13-10)
When opponent has more assists	2-7 (7-15)
When assists are equal	1-1 (1-4)

Turnovers:

When Iona has more TOs	2-6 (2-9)
When opponent has more TOs	3-6 (18-18)
When turnovers are equal	0-0 (1-2)

Margin of Victory/Loss:

1 point	1-2 (2-2)
2 points	0-0 (0-2)
4 points or less	2-5 (5-12)
5-9 points	2-3 (7-7)
Less than 10	4-8 (12-19)
10 or more	1-4 (9-10)
10-14 points	1-1 (5-3)
15-19 points	0-1 (2-4)
20 or more points	0-2 (2-3)

Uniform Color

White	1-3 (8-9)
Maroon	2-5 (6-12)
Gold	2-2 (6-5)
Grey	0-2 (1-3)

Assists:

	Iona	Opponent
Less than 10	1-3 (3-6)	1-2 (3-5)
10-14	4-7 (8-15)	3-3 (11-9)
15-19	0-2 (5-8)	1-5 (7-11)
15+	0-2 (10-8)	1-7 (7-15)
20+	0-0 (5-0)	0-2 (0-4)
25+	0-0 (1-0)	0-0 (0-1)
30+	0-0 (0-0)	0-0 (0-0)

3-Pt Field Goals:

	Iona	Opponent
Less than 5	0-5 (1-8)	0-1 (2-4)
Less than 10	5-12 (12-26)	4-7 (18-19)
5-9	5-7 (11-18)	4-6 (16-15)
10-14	0-0 (9-3)	1-4 (3-8)
15-19	0-0 (0-0)	0-1 (0-2)
10+	0-0 (9-3)	1-5 (3-10)
15+	0-0 (0-0)	0-1 (0-2)
20+	0-0 (0-0)	0-0 (0-0)

Turnovers:

	Iona	Opponent
Less than 5	0-0 (1-0)	0-0 (0-0)
Less than 10	0-0 (10-4)	0-0 (0-0)
5-9	0-0 (9-4)	0-0 (0-0)
10-14	1-4 (6-15)	0-2 (7-11)
15-19	3-7 (4-9)	3-9 (10-16)
10+	5-12 (11-25)	5-12 (21-29)
15+	4-8 (5-10)	5-10 (14-18)
20+	1-1 (1-1)	2-1 (4-2)

Free Throw Made:

	Iona	Opponent
Less than 10	1-1 (7-9)	1-0 (5-3)
10-14	2-8 (9-14)	2-4 (10-6)
15-19	1-2 (2-4)	0-6 (3-14)
10+	4-11 (14-20)	4-12 (16-26)
15+	2-3 (5-6)	2-8 (6-20)
20+	1-1 (3-2)	2-2 (3-6)

Free Throw Att:

	Iona	Opponent
Less than 10	0-0 (2-3)	0-0 (0-2)
10-14	1-1 (4-8)	1-0 (6-1)
15-19	1-6 (6-10)	2-5 (8-6)
10+	5-12 (19-26)	5-12 (21-27)
15+	4-11 (15-18)	4-12 (15-26)
20+	3-5 (9-8)	2-7 (7-20)

Free Throw Pct:

	Iona	Opponent
50-59.9%	1-1 (4-4)	0-1 (3-1)
60-69.9%	3-3 (9-8)	3-2 (8-8)
70-79.9%	3-5 (9-12)	2-3 (3-6)
80-89.9%	0-2 (2-4)	0-6 (5-12)
90-100%	0-0 (0-1)	0-0 (1-2)
Less than 75%	5-8 (19-20)	4-3 (13-10)
75% or greater	0-4 (2-9)	1-9 (8-19)

Margin:

	Rebound	Turnover
+15 or more	1-1 (1-1)	0-0 (2-0)
+10 to +15	1-1 (2-1)	0-0 (2-1)
+5 to +10	1-2 (4-3)	1-4 (10-10)
+3 to +4	2-1 (3-3)	1-2 (1-6)
+1 to +2	0-0 (1-0)	1-0 (3-1)
Even	0-1 (1-2)	0-0 (1-2)
-1 to -2	0-2 (2-4)	0-3 (0-5)
-3 to -4	0-3 (1-4)	2-1 (2-2)
-5 to -10	0-1 (3-5)	0-2 (0-2)
-10 to -15	0-0 (0-4)	0-0 (0-0)
-15 or more	0-0 (3-2)	0-0 (0-0)

IONA GAME-BY GAME TEAM STATISTICS

			Total		3-Pointers		Free throws		Rebounds										
Opponent	Date	Score	FG-FGA	PCT	3FG-3FGA	PCT	FT-FTA	PCT	OFF	DEF	TOT	AVG	PF	A	TO	BLK	STL	PTS	AVG
at Princeton	11/04/2024	80-81 L	30-56	.536	6-13	.462	14-22	.636	11	22	33	33.0	21	14	17	0	7	80	80.0
at Hofstra	11/08/2024	76-90 L	23-59	.390	8-24	.333	22-30	.733	15	20	35	34.0	22	10	15	2	10	76	78.0
Delaware	11/12/2024	58-64 L	22-73	.301	4-22	.182	10-22	.455	31	27	58	42.0	17	9	17	5	10	58	71.3
Vermont	11/15/2024	62-59 W	21-57	.368	5-19	.263	15-23	.652	19	26	45	42.8	15	8	19	1	8	62	69.0
at West Virginia	11/20/2024	43-86 L	14-59	.237	5-19	.263	10-15	.667	18	18	36	41.4	17	6	21	2	7	43	63.8
Cornell	11/25/2024	68-84 L	26-65	.400	4-21	.190	12-19	.632	13	23	36	40.5	20	13	14	3	11	68	64.5
vs Tarleton St.	11/29/2024	62-51 W	24-53	.453	9-27	.333	5-10	.500	10	22	32	39.3	18	11	15	0	10	62	64.1
vs Indiana St.	11/30/2024	80-83 L	30-64	.469	9-23	.391	11-19	.579	14	22	36	38.9	17	12	14	3	10	80	66.1
vs Rice	12/01/2024	66-70 L	22-62	.355	8-22	.364	14-20	.700	17	15	32	38.1	26	8	15	3	12	66	66.1
at Sacred Heart	12/06/2024	59-83 L	22-60	.367	3-14	.214	12-16	.750	13	22	35	37.8	17	14	19	2	8	59	65.4
Saint Peter's	12/08/2024	72-63 W	21-50	.420	6-18	.333	24-35	.686	20	21	41	38.1	22	10	19	6	8	72	66.0
at Colgate	12/22/2024	79-73 W	31-63	.492	7-22	.318	10-16	.625	15	17	32	37.6	16	14	14	3	14	79	67.1
Harvard	12/29/2024	61-67 L	23-67	.343	3-18	.167	12-14	.857	18	16	34	37.3	19	12	11	5	12	61	66.6
Marist	01/03/2025	65-70 L	20-60	.333	7-20	.350	18-24	.750	15	20	35	37.1	20	17	16	1	13	65	66.5
at Siena	01/05/2025	74-73 W	27-61	.443	6-19	.316	14-20	.700	17	20	37	37.1	27	13	24	2	16	74	67.0
at Fairfield	01/10/2025	64-68 L	22-59	.373	4-18	.222	16-19	.842	16	24	40	37.3	18	12	17	1	10	64	66.8
Quinnipiac	01/12/2025	62-63 L	25-70	.357	6-24	.250	6-15	.400	17	25	42	37.6	11	19	12	7	11	62	66.5
Total		1131	403-1038	.388	100-343	.292	225-339	.664	279	360	639	37.6	323	202	279	46	177	1131	66.5
Opponents		1228	409-878	.466	138-382	.361	272-369	.737	161	396	557	32.8	291	234	297	78	127	1228	72.2

Iona Averages

Games Played	Points/game	FG Pct	3FG Pct	FT Pct	Rebounds/game	Assists/game	Turnovers/game	Assist/Turnover ratio	Steals/game	Blocks/game
17	66.5	38.8	29.2	66.4	37.6	11.9	16.4	0.7	10.4	2.7

OPPONENT GAME-BY GAME TEAM STATISTICS

			Total		3-Pointers		Free throws		Rebounds										
Opponent	Date	Score	FG-FGA	PCT	3FG-3FGA	PCT	FT-FTA	PCT	OFF	DEF	TOT	AVG	PF	A	TO	BLK	STL	PTS	AVG
at Princeton	11/04/2024	80-81 L	31-56	.554	8-26	.308	11-22	.500	9	16	25	25.0	15	14	10	2	6	81	81.0
at Hofstra	11/08/2024	76-90 L	32-59	.542	10-21	.476	16-24	.667	12	27	39	32.0	23	22	14	8	7	90	85.5
Delaware	11/12/2024	58-64 L	22-59	.373	7-20	.350	13-17	.765	13	26	39	34.3	19	8	15	6	9	64	78.3
Vermont	11/15/2024	62-59 W	21-46	.457	8-25	.320	9-12	.750	1	20	21	31.0	21	12	16	7	8	59	73.5
at West Virginia	11/20/2024	43-86 L	29-56	.518	15-31	.484	13-19	.684	12	27	39	32.6	17	15	16	11	11	86	76.0
Cornell	11/25/2024	68-84 L	27-56	.482	13-32	.406	17-20	.850	8	29	37	33.3	15	22	19	3	8	84	77.3
vs Tarleton St.	11/29/2024	62-51 W	17-43	.395	5-12	.417	12-18	.667	7	21	28	32.6	8	5	18	2	6	51	73.6
vs Indiana St.	11/30/2024	80-83 L	27-51	.529	11-27	.407	18-24	.750	6	23	29	32.1	15	17	17	2	6	83	74.8
vs Rice	12/01/2024	66-70 L	21-46	.457	3-19	.158	25-29	.862	10	26	36	32.6	21	6	19	2	5	70	74.2
at Sacred Heart	12/06/2024	59-83 L	28-57	.491	10-24	.417	17-21	.810	10	27	37	33.0	15	18	16	1	7	83	75.1
Saint Peter's	12/08/2024	72-63 W	19-51	.373	5-22	.227	20-33	.606	16	17	33	33.0	24	10	16	4	5	63	74.0
at Colgate	12/22/2024	79-73 W	26-49	.531	10-21	.476	11-16	.688	9	20	29	32.7	15	16	20	2	7	73	73.9
Harvard	12/29/2024	61-67 L	20-44	.455	7-19	.368	20-24	.833	8	26	34	32.8	14	14	19	9	6	67	73.4
Marist	01/03/2025	65-70 L	24-48	.500	7-17	.412	15-19	.789	7	25	32	32.7	19	18	23	3	7	70	73.1
at Siena	01/05/2025	74-73 W	20-45	.444	7-21	.333	26-36	.722	9	17	26	32.3	20	11	25	5	12	73	73.1
at Fairfield	01/10/2025	64-68 L	23-48	.479	6-19	.316	16-19	.842	4	22	26	31.9	16	10	16	3	9	68	72.8
Quinnipiac	01/12/2025	62-63 L	22-64	.344	6-26	.231	13-16	.813	20	27	47	32.8	14	16	18	8	8	63	72.2
Total		1228	409-878	.466	138-382	.361	272-369	.737	161	396	557	32.8	291	234	297	78	127	1228	72.2
Iona		1131	403-1038	.388	100-343	.292	225-339	.664	279	360	639	37.6	323	202	279	46	177	1131	66.5

Opponents Averages

Games Played	Points/game	FG Pct	3FG Pct	FT Pct	Rebounds/game	Assists/game	Turnovers/game	Assist/Turnover ratio	Steals/game	Blocks/game
17	72.2	46.6	36.1	73.7	32.8	13.8	17.5	0.8	7.5	4.6

SUPERLATIVES

Individual Superlatives	IONA HIGHS	OPPONENT HIGHS
Points, Game:	30, Dejour Reaves, vs. Indiana State (11/30/24)	29, Marcus Randolph, vs. Saint Peter's (12/8/24)
Points, 1st Half:	23, Dejour Reaves, vs. Indiana State (11/30/24)	17, Nicolas Louis-Jacques, at Colgate (12/22/24)
Points, 2nd Half:	15, Adam Njie Jr., vs. Indiana State (11/30/24)	19, Xavian Lee, at Princeton (11/4/24)
Points, Overtime:	0	0
Field Goals Made:	11, Dejour Reaves, vs. Indiana State (11/30/24)	11, Nicolas Louis-Jacques, at Colgate (12/22/24)
Field Goals Attempted:	18, 3x (Dejour Reaves), vs. Harvard (12/29/24)	18, Nicolas Louis-Jacques, at Colgate (12/22/24)
FG Pct. (min. 10 att.):	70.0% (7-10), Dejour Reaves, vs. Tarleton State (11/29/24)	70.0% (7-10), 3x (Deon Perry), at Fairfield (11/10/25)
FG Pct. (min. 5 att.):	83.3% (5-6), 2x (Clarence Rupert), at Siena (1/5/25)	100% (5-5), 2x (Silas Sunday), at Hofstra (11/8/24)
3-Point FG Made:	6, Dejour Reaves, vs. Indiana State (11/30/24)	5, 2x (Javon Small), at West Virginia (11/20/24)
3-Point FG Attempted:	9, Dejour Reaves, vs. Indiana State (11/30/24)	11, Nicolas Louis-Jacques, at Colgate (12/22/24)
3-FG% (4 att.):	75.0% (3-4), 2x (Adam Njie Jr.), vs. Rice (12/1/24)	66.7% (4-6), 2x (Brendan Coyle), at Siena (1/5/25)
Free Throws Made:	9, 3x (Dejour Reaves), vs. Saint Peter's (12/8/24)	11, Marcus Randolph, vs. Saint Peter's (12/8/24)
Free Throws Attempted:	13, Clarence Rupert, at Hofstra (11/8/24)	13, Marcus Randolph, vs. Saint Peter's (12/8/24)
FT% (10 att.):	90.0% (9-10), Dejour Reaves, vs. Saint Peter's (12/8/24)	84.6% (11-13), Marcus Randolph, vs. Saint Peter's (12/8/24)
FT% (7 att.):	100% (7-7), Dejour Reaves, vs. Vermont (11/15/24)	100% (7-7), 2x (Reid Ducharme), at Siena (1/5/25)
Rebounds:	18, Yaphet Moundi, vs. Delaware (11/12/24)	13, Paul Otieno, vs. Quinnipiac (1/12/25)
Off. Rebounds:	9, 2x (James Patterson), vs. Harvard (12/29/24)	9, Paul Otieno, vs. Quinnipiac (1/12/25)
Def. Rebounds:	9, 3x (Yaphet Moundi), vs. Indiana State (11/30/24)	8, 3x (Jeff Woodward), at Colgate (12/22/24)
Assists:	6, 3x (Justin Menard), vs. Marist (1/3/25)	9, Jean Aranguren, at Hofstra (11/8/24)
Turnovers:	6, 4x (Clarence Rupert), at Siena (1/5/25)	8, Trae Broadnax, vs. Rice (12/1/24)
Blocks:	4, Yaphet Moundi, vs. Harvard (12/29/24)	6, Thomas Batties II, vs. Harvard (12/29/24)
Steals:	6, Dejour Reaves, at Colgate (12/22/24)	4, 3x (Amiri Stewart), at Sacred Heart (12/6/24)
Minutes Played:	39, 2x (Dejour Reaves), vs. Rice (12/1/24)	40, 4x (Jordan Mizell), vs. Tarleton State (11/29/24)

Team Superlatives	IONA HIGH	IONA LOW	OPPONENT HIGH	OPPONENT LOW
Points	80, 2x (vs. Indiana State)	43, at West Virginia	90, at Hofstra	51, vs. Tarleton State
Points (1st Half)	49, at Princeton	18, vs. Delaware	47, at Sacred Heart	20, vs. Tarleton State
Points (2nd Half)	43, at Colgate	21, at West Virginia	46, at Hofstra	28, vs. Vermont
Victory Margin	11, vs. Tarleton State	1, at Siena	43, at West Virginia	1, 2x (vs. Quinnipiac)
Field Goals Made	31, at Colgate	14, at West Virginia	32, at Hofstra	17, vs. Tarleton State
Field Goals Att.	73, vs. Delaware	50, vs. Saint Peter's	64, vs. Quinnipiac	43, vs. Tarleton State
Field Goal Pct.	53.6%, at Princeton	23.7%, at West Virginia	55.4%, at Princeton	34.4%, vs. Quinnipiac
First Half FG%	56.3%, vs. Indiana State	21.1%, vs. Delaware	62.1%, at Sacred Heart	29.3%, vs. Delaware
Second Half FG%	52.0%, vs. Tarleton State	19.4%, at West Virginia	65.0%, at West Virginia	26.5%, vs. Quinnipiac
3-Pt FG Made	9, 2x (vs. Indiana State)	3, 2x (vs. Harvard)	15, at West Virginia	3, vs. Rice
3-Pt FG Attempted	27, vs. Tarleton State	13, at Princeton	32, vs. Cornell	12, vs. Tarleton State
3-Pt FG%	46.2%, at Princeton	16.7%, vs. Harvard	48.4%, at West Virginia	15.8%, vs. Rice
Free Throws Made	24, vs. Saint Peter's	5, vs. Tarleton State	26, at Siena	9, vs. Vermont
Free Throws Att.	35, vs. Saint Peter's	10, vs. Tarleton State	36, at Siena	12, vs. Vermont
Free Throw %	85.7%, vs. Harvard	40.0%, vs. Quinnipiac	86%, vs. Rice	50.0%, at Princeton
Offensive Rebounds	31, vs. Delaware	10, vs. Tarleton State	20, vs. Quinnipiac	1, vs. Vermont
Defensive Rebounds	27, vs. Delaware	15, vs. Rice	29, vs. Cornell	16, at Princeton
Rebounds	58, vs. Delaware	32, 3x (at Colgate)	47, vs. Quinnipiac	21, vs. Vermont
Assists	19, vs. Quinnipiac	6, at West Virginia	22, 2x (vs. Cornell)	5, vs. Tarleton State
Turnovers	24, at Siena	11, vs. Harvard	25, at Siena	10, at Princeton
Steals	16, at Siena	7, 2x (at West Virginia)	12, at Siena	5, 2x (vs. Saint Peter's)
Blocked Shots	7, vs. Quinnipiac	0, 2x (vs. Tarleton State)	11, at West Virginia	1, at Sacred Heart
Possessions	78, at Siena	63, vs. Tarleton State	78, at Siena	63, vs. Tarleton State
Double Digit Scorers	4, 3x (at Colgate)	1, at Sacred Heart	5, 2x (vs. Indiana State)	2, 6x (vs. Marist)

IONA POINTS-REBOUNDS-ASSISTS

Opponent	Date	Score		0	1	2	3	4	7	8	10	12	23	24
				PATTERSON, HOGARTH,JA	NJIE JR.,A	REAVES,DEJ	RUPERT,CLA	JUNGERS,LU	WINBORNE,C	EMUOBOR,CO	MICHIGAN,J	WALLACE,JO	MENARD,JUS	
at Princeton	11/04/2024	80-81	L	8-10-0	2-0-0	19-1-6	12-7-5	15-6-0	6-1-1	DNP	11-4-1	DNP	0-0-0	DNP
at Hofstra	11/08/2024	76-90	L	7-1-2	0-0-0	7-4-1	12-6-1	20-6-3	3-0-1	DNP	4-3-0	DNP	7-3-0	3-0-0
Delaware	11/12/2024	58-64	L	5-5-0	0-1-0	6-6-3	16-4-3	1-10-1	5-1-1	DNP	0-0-0	DNP	4-0-0	0-0-0
Vermont	11/15/2024	62-59	W	18-6-1	DNP	5-4-4	22-5-2	6-4-0	0-1-0	DNP	1-1-0	DNP	DNP	DNP
at West Virginia	11/20/2024	43-86	L	12-4-1	0-0-0	6-1-4	0-4-0	5-1-0	10-0-0	DNP	1-8-1	DNP	2-1-0	DNP
Cornell	11/25/2024	68-84	L	7-1-0	0-5-1	14-4-6	19-5-1	DNP	0-3-1	DNP	5-2-0	DNP	DNP	0-0-1
vs Tarleton St.	11/29/2024	62-51	W	DNP	2-3-1	9-1-3	17-5-0	DNP	0-0-0	DNP	0-4-2	DNP	5-3-0	13-2-4
vs Indiana St.	11/30/2024	80-83	L	DNP	4-1-0	21-6-4	30-4-2	DNP	0-1-0	DNP	3-2-1	DNP	0-0-0	3-0-1
vs Rice	12/01/2024	66-70	L	19-9-0	2-2-1	19-0-2	10-2-2	DNP	DNP	DNP	4-1-1	0-2-0	DNP	8-0-0
at Sacred Heart	12/06/2024	59-83	L	8-4-2	2-3-0	4-1-1	17-4-1	0-1-2	0-1-0	DNP	5-4-1	8-3-1	DNP	4-1-4
Saint Peter's	12/08/2024	72-63	W	18-11-0	0-0-0	16-2-1	19-4-3	9-9-4	3-0-0	DNP	0-1-0	DNP	DNP	3-1-1
at Colgate	12/22/2024	79-73	W	11-4-0	DNP	12-3-3	20-9-1	9-3-5	3-0-0	4-3-1	0-1-0	DNP	DNP	7-1-3
Harvard	12/29/2024	61-67	L	2-15-3	2-0-0	12-1-3	25-4-2	0-3-1	DNP	6-1-1	0-0-0	DNP	DNP	4-0-2
Marist	01/03/2025	65-70	L	5-3-1	DNP	2-2-1	17-3-0	6-3-3	DNP	10-3-3	DNP	DNP	DNP	8-1-6
at Siena	01/05/2025	74-73	W	4-5-3	DNP	13-5-3	6-5-1	12-4-2	3-1-1	4-2-1	DNP	DNP	DNP	11-0-2
at Fairfield	01/10/2025	64-68	L	14-9-0	DNP	18-2-3	9-5-3	4-5-0	4-4-0	5-3-0	DNP	0-0-0	DNP	3-0-3
Quinnipiac	01/12/2025	62-63	L	4-2-0	0-1-0	4-1-4	16-10-2	8-5-3	10-3-1	3-2-3	2-0-0	DNP	DNP	9-0-4

Opponent	Date	Score		25	32	33
				BUNDY,KERN	MOUNDI,YAP	BARR,JALEN
at Princeton	11/04/2024	80-81	L	2-1-0	5-1-1	DNP
at Hofstra	11/08/2024	76-90	L	7-4-1	6-1-1	DNP
Delaware	11/12/2024	58-64	L	5-7-0	16-18-1	DNP
Vermont	11/15/2024	62-59	W	5-6-1	5-7-0	0-4-0
at West Virginia	11/20/2024	43-86	L	5-4-0	2-7-0	DNP
Cornell	11/25/2024	68-84	L	0-0-1	13-9-1	10-4-1
vs Tarleton St.	11/29/2024	62-51	W	8-7-0	8-6-1	0-1-0
vs Indiana St.	11/30/2024	80-83	L	7-8-1	12-9-1	0-1-2
vs Rice	12/01/2024	66-70	L	DNP	4-5-0	0-4-2
at Sacred Heart	12/06/2024	59-83	L	DNP	5-8-1	6-0-1
Saint Peter's	12/08/2024	72-63	W	DNP	0-0-1	4-9-0
at Colgate	12/22/2024	79-73	W	0-0-0	13-5-0	0-0-1
Harvard	12/29/2024	61-67	L	2-2-0	8-5-0	0-0-0
Marist	01/03/2025	65-70	L	5-3-1	10-8-2	2-3-0
at Siena	01/05/2025	74-73	W	8-1-0	9-9-0	4-2-0
at Fairfield	01/10/2025	64-68	L	0-0-2	7-8-1	DNP
Quinnipiac	01/12/2025	62-63	L	0-2-2	3-4-0	3-9-0

STARTING LINEUPS (17 GAMES, 11 LINEUPS)

Opponent	F	F	G	G	G	Record
at Princeton	Moundi	Rupert	Patterson	Reaves	Njie	-
at Hofstra	Moundi	Rupert	Patterson	Reaves	Njie	-
DELAWARE	Hogarth	Rupert	Bundy	Reaves	Njie	0-1
VERMONT	Moundi	Rupert	Patterson	Reaves	Njie	-
at West Virginia	Moundi	Rupert	Patterson	Reaves	Njie	1-3
CORNELL	Moundi	Jungers	Patterson	Reaves	Bundy	0-1
vs. Tarleton State	Moundi	Barr	Bundy	Reaves	Njie	-
vs. Indiana State	Moundi	Barr	Bundy	Reaves	Njie	1-1
vs. Rice	Moundi	Barr	Emuobor	Reaves	Njie	-
at Sacred Heart	Moundi	Barr	Emuobor	Reaves	Njie	0-2
SAINT PETER'S	Rupert	Barr	Patterson	Reaves	Njie	1-0
at Colgate	Rupert	Patterson	Winborne	Reaves	Njie	-
HARVARD	Rupert	Patterson	Winborne	Reaves	Njie	1-1
MARIST	Rupert	Barr	Patterson	Reaves	Winborne	0-1
at Siena	Moundi	Barr	Patterson	Reaves	Winborne	1-0
at Fairfield	Moundi	Patterson	Bundy	Reaves	Winborne	0-1
QUINNIPIAC	Moundi	Patterson	Winborne	Reaves	Njie	0-1
CANISIUS						
at Rider						
SIENA						
at Manhattan						
FAIRFIELD						
at Mount St. Mary's						
at Marist						
RIDER						
at Quinnipiac						
MANHATTAN						
MERRIMACK						
at Niagara						
at Canisius						
SACRED HEART						

SPECIALTY STATISTICS

Opponent	Points Off Turnovers	Paint Points	2nd Chance Points	Fast Break Points	Bench Points	Lead Changes	Tie Scores	Leads overcome
at Princeton	15-19 (-4)	44-42 (+2)	13-12 (+1)	10-12 (-2)	21-13 (+8)	19	12	led by 16 (2nd-16:35)
at Hofstra	22-15 (+7)	30-44 (-14)	13-14 (-1)	11-16 (-5)	24-14 (+10)	2	1	led by 1 (1st-18:12)
DELAWARE	14-14 (0)	32-24 (+8)	18-9 (+9)	11-18 (-7)	30-21 (+9)	3	4	led by 2 (1st-18:28)
VERMONT	18-20 (-2)	28-22 (+6)	18-2 (+16)	7-9 (-2)	6-9 (-3)	5	4	trailed by 15 (2nd-14:43)
at West Virginia	7-26 (-19)	10-24 (-14)	12-19 (-7)	5-12 (-7)	18-27 (-9)	0	0	
CORNELL	20-10 (+10)	40-26 (+14)	12-6 (+6)	18-10 (+8)	29-25 (+4)	2	1	led by 2 (1st-16:16)
vs. Tarleton State	29-21 (+8)	20-16 (+4)	9-5 (+4)	2-4 (-2)	29-4 (+25)	3	3	trailed by 4 (1st-18:37)
vs. Indiana State	37-18 (+19)	38-32 (+6)	10-7 (+3)	18-7 (+11)	17-38 (-21)	11	6	led by 11 (1st-12:35)
vs. Rice	13-23 (-10)	14-30 (-16)	10-17 (-7)	3-5 (-2)	29-19 (+10)	3	10	led by 6 (1st-15:40)
at Sacred Heart	11-19 (-8)	34-42 (-8)	10-12 (-2)	10-16 (-6)	22-25 (-3)	3	1	led by 5 (1st-18:54)
SAINT PETER'S	16-18 (-2)	28-24 (+4)	16-12 (+4)	11-4 (+7)	6-8 (-2)	10	3	trailed by 3 (1st-16:48)
at Colgate	27-12 (+15)	40-26 (+14)	12-9 (+3)	18-21 (-3)	23-15 (+8)	5	8	trailed by 3 (1st-18:16)
HARVARD	20-14 (+6)	38-22 (+16)	15-9 (+6)	14-11 (+3)	30-19 (+11)	9	3	led by 6 (2nd-10:11)
MARIST	20-16 (+4)	22-32 (-10)	11-6 (+5)	7-11 (-4)	25-24 (+1)	10	4	led by 5 (2nd-16:13)
at Siena	21-27 (-6)	38-24 (+14)	13-12 (+1)	11-6 (+5)	47-22 (+25)	6	6	trailed by 4 (1st- 8:39)
at Fairfield	18-16 (+2)	32-30 (+2)	16-4 (+12)	12-19 (-7)	29-33 (-4)	7	7	led by 3 (1st-15:05)
QUINNIPIAC	18-15 (+3)	34-26 (+8)	12-30 (-18)	12-10 (+2)	32-24 (+8)	5	2	led by 14 (1st- 7:51)
CANISIUS								
at Rider								
SIENA								
at Manhattan								
FAIRFIELD								
at Mount St. Mary's								
at Marist								
RIDER								
at Quinnipiac								
MANHATTAN								
MERRIMACK								
at Niagara								
at Canisius								
SACRED HEART								

MAAC STATISTICS

Game Records

Record	Overall	Home	Away	Neutral
ALL GAMES	2-4	1-2	1-2	0-0
CONFERENCE	2-4	1-2	1-2	0-0
NON-CONFERENCE	0-0	0-0	0-0	0-0

Score by Periods

Team	1st	2nd	OT	TOT
Iona	199	197	0	396
Opponents	211	209	0	420

Team Box Score

No.	Player				Total		3-Point		F-Throw		Rebounds											
		GP-GS	MIN	AVG	FG-FGA	FG%	3FG-3FGA	3FG%	FT-FTA	FT%	OFF	DEF	TOT	AVG	PF	DQ	A	TO	BLK	STL	PTS	AVG
3	REAVES, Dejour	6-6	185:34	30.9	27-70	.386	6-21	.286	24-27	.889	10	21	31	5.2	14	0	10	9	1	7	84	14.0
2	NJIE JR., Adam	6-3	167:07	27.9	20-63	.317	3-18	.167	14-20	.700	4	9	13	2.2	10	0	13	19	0	15	57	9.5
0	PATTERSON, James	6-5	128:48	21.5	18-50	.360	3-15	.200	14-16	.875	17	17	34	5.7	12	0	6	16	3	12	53	8.8
4	RUPERT, Clarence	6-2	127:47	21.3	17-30	.567	0-2	.000	5-11	.455	17	10	27	4.5	11	0	14	14	3	4	39	6.5
24	MENARD, Justin	6-0	134:07	22.4	10-27	.370	9-21	.429	9-10	.900	0	3	3	0.5	11	0	20	4	2	7	38	6.3
32	MOUNDI, Yaphet	6-4	106:26	17.7	11-30	.367	0-0	.000	12-20	.600	14	23	37	6.2	12	0	5	14	5	6	34	5.7
8	WINBORNE, Christian	4-4	77:01	19.3	7-25	.280	3-10	.300	5-6	.833	5	5	10	2.5	7	0	7	6	0	7	22	5.5
7	JUNGERS, Luke	5-0	58:25	11.7	7-19	.368	5-15	.333	1-1	1.000	2	7	9	1.8	12	0	2	7	1	3	20	4.0
12	MICHIGAN, Josh	2-0	25:37	12.8	4-4	1.000	0-0	.000	0-0	.000	1	2	3	1.5	3	0	1	0	0	0	8	4.0
33	BARR, Jalen	5-4	87:21	17.5	7-17	.412	0-2	.000	5-15	.333	6	17	23	4.6	15	1	1	3	3	2	19	3.8
25	BUNDY, Kernan	4-1	53:38	13.4	5-12	.417	3-8	.375	0-2	.000	2	4	6	1.5	5	0	5	4	0	2	13	3.3
10	EMUOBOR, Comeh	3-1	27:28	9.2	3-8	.375	0-1	.000	1-1	1.000	3	2	5	1.7	1	0	1	3	0	0	7	2.3
1	HOGARTH, Jacob	3-0	20:41	6.9	1-5	.200	0-0	.000	0-0	.000	1	3	4	1.3	2	0	0	0	1	1	2	0.7
Team											16	9	25					8				
Total		6	1200		137-360	.381	32-113	.283	90-129	.698	98	132	230	38.3	115	1	85	107	19	66	396	66.0
Opponents		6	1200		136-313	.435	41-129	.318	107-144	.743	66	135	201	33.5	108	4	83	114	24	48	420	70.0

Team Statistics

	IONA	OPP
Scoring	396	420
Points per game	66.0	70.0
Scoring margin	-4.0	-
Field goals-att	137-360	136-313
Field goal pct	.381	.435
3 point fg-att	32-113	41-129
3-point FG pct	.283	.318
3-pt FG made per game	5.3	6.8
Free throws-att	90-129	107-144
Free throw pct	.698	.743
F-Throws made per game	15.0	17.8
Rebounds	230	201
Rebounds per game	38.3	33.5
Rebounding margin	+4.8	-
Assists	85	83
Assists per game	14.2	13.8
Turnovers	107	114
Turnovers per game	17.8	19.0
Turnover margin	+1.2	-
Assist/turnover ratio	0.8	0.7
Steals	66	48
Steals per game	11.0	8.0
Blocks	19	24
Blocks per game	3.2	4.0
Winning streak	0	-
Home win streak	0	-
Attendance	5136	8513
Home games-Avg/Game	3-1712	3-2838
Neutral site-Avg/Game	-	0-0

Team Results

Date	Opponent		Score	Att.
12/06/2024	at Sacred Heart	L	59-83	1126
12/08/2024	Saint Peter's	W	72-63	1610
01/03/2025	Marist	L	65-70	1702
01/05/2025	at Siena	W	74-73	5225
01/10/2025	at Fairfield	L	64-68	2162
01/12/2025	Quinnipiac	L	62-63	1824

CANISIUS GOLDEN GRIFFINS ROSTER AND STATISTICS

Roster

No.	Name	Cl.	Pos.	Ht.	Wt.	Hometown / High School
0	Alonso Easterling	Fr.	F	6-11	210	Fayetteville, NC / Peninsula Catholic (VA)
1	Cam Palesse	So.	G	6-5	205	Waukesha, WI / Waukesha West / Valparaiso
2	TJ Porter	Sr.	F	6-8	215	Atlanta, GA / Grayson / Georgia Highlands
3	Anthony Benard	So.	G	6-0	170	Detroit, MI / Grosse Pointe South / Mercer
4	William Scott Jr.	So.	G	6-4	190	Akron, OH / Archbishop Hoban / Triton College
5	Nicco DiGiulio	Fr.	G	5-11	170	Williamsville, NY / Williamsville South
6	Tana Kopa	Sr.	G	6-6	180	Perth, Australia / Grace Baptist Acad. (MS) / LIU
7	Dylan Godfrey	So.	F	6-8	205	Newport Beach, CA / Pacifica Christian / East Los Angeles Coll.
8	Carter Jackson	Fr.	G	6-3	180	Cleveland, OH / Garfield Heights
9	Evan van der Plas	Fr.	F	6-5	190	Rosmalen, Netherlands / BC Triple Threat
15	Maji David-Maji	Jr.	F	6-5	245	Kogi, Nigeria / Day Waterman / Erie CC
24	Jasman Sangha	Gr.	F	6-8	230	Brampton, Ontario / Louise Arbour Secondary / CSUN
33	Gianni Thompson	Jr.	F	6-8	205	Dorchester, MA / Brimmer and May / UMass
34	Paul McMillan IV	Jr.	G	6-3	180	Cincinnati, OH / Woodward Career Tech / Central Michigan

Head Coach: Jim Christian (Rhode Island '88), first season
Assistant Coach: Bill Wuczynski (UNLV '96)
Assistant Coach: Herschel Jenkins (Staten Island '14)
Assistant Coach: Kevin Zabo (Kent State '16)
Graduate Manager: Jasper Torres (Canisius '23)

Statistics

No.	Player				Total		3-Point		F-Throw		Rebounds											
		GP-GS	MIN	AVG	FG-FGA	FG%	3FG-3FGA	3FG%	FT-FTA	FT%	OFF	DEF	TOT	AVG	PF	DQ	A	TO	BLK	STL	PTS	AVG
34	MCMILLAN IV, Paul	16-15	576:57	36.1	111-248	.448	21-61	.344	74-89	.831	10	47	57	3.6	28	1	46	35	0	7	317	19.8
6	KOPA, Tana	16-14	526:04	32.9	65-163	.399	47-116	.405	16-20	.800	9	38	47	2.9	28	1	21	12	11	19	193	12.1
24	SANGHA, Jasman	16-7	374:30	23.4	60-116	.517	10-22	.455	16-20	.800	9	41	50	3.1	42	0	14	30	9	10	146	9.1
7	GODFREY, Dylan	16-12	350:16	21.9	46-118	.390	22-72	.306	12-14	.857	6	37	43	2.7	24	0	7	13	5	9	126	7.9
1	PALESSE, Cam	15-12	392:22	26.2	27-63	.429	9-28	.321	13-15	.867	20	53	73	4.9	26	0	19	7	4	9	76	5.1
3	BENARD, Anthony	16-12	422:44	26.4	29-65	.446	7-22	.318	3-6	.500	1	44	45	2.8	38	1	59	40	2	19	68	4.3
33	THOMPSON, Gianni	14-0	165:22	11.8	15-44	.341	2-10	.200	6-10	.600	10	19	29	2.1	19	0	5	14	5	3	38	2.7
9	VAN DER PLAS, Evan	16-8	254:10	15.9	12-32	.375	10-23	.435	5-7	.714	9	12	21	1.3	39	2	9	14	1	6	39	2.4
11	OGHENE, Tyson	5-0	35:53	7.2	2-6	.333	2-6	.333	0-0	.000	0	1	1	0.2	4	0	1	0	0	1	6	1.2
4	SCOTT JR., William	7-0	90:04	12.9	2-16	.125	0-8	.000	4-4	1.000	1	6	7	1.0	8	0	5	4	0	4	8	1.1
5	DIGIULIO, Nicco	4-0	05:06	1.3	0-1	.000	0-1	.000	0-0	.000	0	0	0	0.0	0	0	0	0	0	0	0	0.0
15	DAVID-MAJI, Maji	6-0	06:32	1.1	0-2	.000	0-1	.000	0-0	.000	2	0	2	0.3	2	0	1	1	0	0	0	0.0
Team											24	22	46					23				
Total		16	3200		369-874	.422	130-370	.351	149-185	.805	101	320	421	26.3	258	5	187	193	37	87	1017	63.6
Opponents		16	3200		459-930	.494	138-385	.358	219-297	.737	183	415	598	37.4	186	1	268	157	51	83	1275	79.7

LAST TIME OUT... (QUINNIPIAC 63, IONA 62 • JAN. 12, 2025)



Official Basketball Box Score - Final
Quinnipiac at Iona
01/12/25 Hynes Center, New Rochelle
2024-25 Men's Basketball

Game Time: 1:00 PM
Game Duration: 2:04
Attendance: 1,824

Officials: John Gaffney, Adam Vanderburgh, Tommy Deneen

Quinnipiac - 63			Record: 9-8 (5-1)														
NO. Name		Min	FG M-A	3P M-A	FT M-A	Rebounds			Fouls		TP	AS	TO	ST	Blocks		+/-
						OR	DR	TOT	PF	FD					BS	BA	
2	Amarri Monroe	F 35:09	5-13	0-5	2-2	0	5	5	2	1	12	2	3	2	2	1	1
33	Paul Otieno	F 20:33	5-9	0-1	2-3	9	4	13	4	4	12	2	2	1	0	0	-1
4	Khaden Bennett	G 22:32	1-9	1-3	3-4	3	5	8	5	2	6	2	4	3	0	2	4
7	Ryan Mabrey	G 15:17	0-2	0-2	0-0	0	2	2	0	0	0	2	0	0	0	0	-20
24	Jaden Zimmerman	G 28:12	2-13	1-6	4-4	2	1	3	0	2	9	4	1	0	1	3	13
0	Alexis Reyes	31:54	2-3	2-3	2-3	0	4	4	0	1	8	3	3	1	4	0	7
5	Doug Young	24:52	4-6	2-4	0-0	1	1	2	2	1	10	0	4	1	0	0	3
8	Grant Randall	12:47	1-6	0-2	0-0	1	1	2	1	0	2	0	0	0	1	1	2
1	Richie Springs	08:44	2-3	0-0	0-0	0	2	2	0	0	4	1	0	0	0	0	-4
Team						4	2	6			0			1			
Totals			22-64	6-26	13-16	20	27	47	14	11	63	16	18	8	8	7	1

Shooting By Period			
1 st	FG%	13-30	43.3%
	3PT%	4-13	30.8%
	FT%	3-4	75%
2 nd	FG%	9-34	26.5%
	3PT%	2-13	15.4%
	FT%	10-12	83.3%
GM	FG%	22-64	34.4%
	3PT%	6-26	23.1%
	FT%	13-16	81.3%

Dead Ball Rebounds: 0, 4

Technical Fouls::NONE

Iona - 62			Record: 5-12 (2-4)															
			Min	FG M-A	3P M-A	FT M-A	Rebounds			Fouls		TP	AS	TO	ST	Blocks		+/-
NO. Name							OR	DR	TOT	PF	FD					BS	BA	
32	Yaphet Moundi	F	08:48	0-1	0-0	3-4	3	1	4	0	2	3	0	1	0	1	0	-3
0	James Patterson	G	11:01	2-3	0-1	0-0	2	0	2	0	0	4	0	0	0	1	0	-2
2	Adam Njie Jr.	G	26:25	2-10	0-2	0-0	0	1	1	2	0	4	4	1	2	0	1	-2
3	DeJour Reaves	G	28:30	7-17	0-3	2-2	3	7	10	1	1	16	2	1	2	1	1	-6
8	Christian Winborne	G	19:07	1-8	1-4	0-0	1	1	2	1	0	3	3	0	3	0	1	6
4	Clarence Rupert		24:09	4-7	0-0	0-0	1	4	5	0	2	8	3	1	1	1	2	6
7	Luke Jungers		21:11	4-8	2-5	0-0	1	2	3	3	1	10	1	1	1	1	1	0
10	Comeh Emuobor		02:22	1-1	0-0	0-0	0	0	0	0	0	2	0	0	0	0	0	4
24	Justin Menard		26:07	3-9	3-7	0-0	0	0	0	1	0	9	4	1	0	1	1	-11
25	Kernan Bundy		08:52	0-1	0-1	0-0	1	1	2	0	1	0	2	2	0	0	0	4
33	Jalen Barr		16:26	1-4	0-1	1-9	3	6	9	1	7	3	0	1	1	0	1	3
1	Jacob Hogarth		07:03	0-1	0-0	0-0	0	1	1	2	0	0	0	0	1	1	0	-4
Team							2	1	3			0			3			
Totals				25-70	6-24	6-15	17	25	42	11	14	62	19	12	11	7	8	-1

Shooting By Period			
1 st	FG%	15-36	41.7%
	3PT%	5-14	35.7%
	FT%	2-6	33.3%
2 nd	FG%	10-34	29.4%
	3PT%	1-10	10.0%
	FT%	4-9	44.4%
GM	FG%	25-70	35.7%
	3PT%	6-24	25.0%
	FT%	6-15	40.0%

Dead Ball Rebounds: 6, 0

Technical Fouls::NONE

	QUIN	IONA	Points from		QUIN	IONA	Period by Period Scoring			
Biggest lead	5 (2 nd 1:03)	14 (1 st 7:51)	Turnovers	15	18		1st	2nd	TOT	
Best Scoring Run	11(2 nd 7:40)	11(1 st 14:35)	Paint	26	34	QUIN	33	30	63	
Lead Changes	5		Second Chance	30	12		IONA	37	25	62
Times Tied	2		Fast Breaks	10	12					
Time with Lead	07:53	31:26	Bench	24	32					

- IONA PERFORMERS
- Reaves 16 points came on 7-of-17 shooting from the field. With a career-high 10 rebounds, he secured his first double-double as an NCAA Division I performer. He added two assists and two steals in 28 minutes.
 - Jungers had his second double-digit point effort of the year with 10 points. He shot 4-for-8 from the field with three rebounds, an assist, a steal and a block.
 - Menard posted nine points with three three-pointers and four assists.
 - Rupert had eight points, five boards and three assists.
 - Njie Jr. had four assists and two steals while junior Christian Winborne led with three steals.

- THE OPPONENT
- Amarri Monroe and Paul Otieno each had 12 points to lead the visitors.
 - Monroe had five rebounds with two assists, two steals and two blocks.
 - Otieno completed a double-double with a game-high 13 rebounds.
 - Doug Young added 10 points off the bench.

- TEAM STATS
- Iona out shot Quinnipiac 35.7% - 34.4% from the field and 25.0% - 23.1% from long distance. The Bobcats converted 13-of-16 free throw attempts while Iona was just 6-for-15.
 - Quinnipiac held a 47-42 rebounding advantage, the first time in seven games the Gaels saw a deficit. It was also the first time this season Iona's opponent held an advantage on the offensive glass with the Bobcats leading 20-17.
 - Another key deficit for the Maroon & Gold was 30-12 on second chance points.
 - Iona had 19 turnovers and 12 assists while Quinnipiac posted 16 assists and 18 turnovers.

LAST TIME VS. CANISIUS... (CANISIUS 73, IONA 69 • FEB. 10, 2024)



Official Basketball Box Score - Final

Iona at Canisius

02/10/24 Koessler Athletic Center, Buffalo, N.Y.

2023-24 Men's Basketball

Game Time: 1:02 PM

Game Duration: 2:01

Attendance: 621

Officials: Nathan Hall, Josean Vega, Will Flowers

Iona - 69			Record: 12-11 (7-5)															
NO.	Name	Min	FG M-A	3P M-A	FT M-A	Rebounds			Fouls		TP	AS	TO	ST	Blocks		+/-	
						OR	DR	TOT	PF	FD						BS	BA	
1	Wheza Panzo	F 37:19	0-5	0-5	0-0	0	2	2	1	1	0	0	3	1	0	0	3	
55	Osborn Shema	F 10:51	0-1	0-1	2-2	0	1	1	2	1	2	0	1	0	1	0	0	
2	Greg Gordon	G 30:11	8-18	1-2	2-5	5	5	10	1	5	19	0	0	4	0	2	-10	
3	Jeremiah Quigley	G 34:09	7-18	0-0	3-4	0	4	4	2	4	17	3	3	1	0	4	8	
5	Joel Brown	G 31:55	4-6	0-0	0-0	2	2	4	5	2	8	4	1	3	0	0	-7	
11	Sultan Adewale	03:41	0-1	0-0	0-0	0	0	0	0	0	0	0	0	0	0	1	-7	
4	Jean Aranguren	26:40	9-12	2-4	1-2	1	5	6	2	1	21	3	2	1	1	0	-7	
13	Alex Bates IV	17:56	0-2	0-0	0-0	0	2	2	1	0	0	0	0	0	0	0	4	
10	Terrell Williams Jr.	05:30	1-3	0-0	0-0	1	1	2	1	1	2	0	1	2	0	0	-4	
23	Dylan Saunders	01:48	0-0	0-0	0-0	0	0	0	0	0	0	0	0	0	0	0	0	
Team						3 1 4					0		1					
Totals			29-66	3-12	8-13	12	23	35	15	15	69	10	12	12	2	7	-4	

Shooting By Period			
1 st	FG%	10-33	30.3%
	3PT%	1-6	16.7%
	FT%	2-2	100%
2 nd	FG%	19-33	57.6%
	3PT%	2-6	33.3%
	FT%	6-11	54.5%
GM	FG%	29-66	43.9%
	3PT%	3-12	25.0%
	FT%	8-13	61.5%

Dead Ball Rebounds: 1, 0

Shooting By Period			
1 st	FG%	10-33	30.3%
	3PT%	1-6	16.7%
	FT%	2-2	100%
2 nd	FG%	19-33	57.6%
	3PT%	2-6	33.3%
	FT%	6-11	54.5%
GM	FG%	29-66	43.9%
	3PT%	3-12	25.0%
	FT%	8-13	61.5%

Dead Ball Rebounds: 1, 0

Canisius - 73																		Record: 9-14 (4-9)										Technical Fouls:Quigley 1 st 5:24									
NO. Name		Min	FG M-A	3P M-A	FT M-A	Rebounds			Fouls		TP	AS	TO	ST	Blocks		+/-																				
						OR	DR	TOT	PF	FD						BS	BA																				
4	Youri Fritz	F 21:54	3-5	0-0	2-4	2	5	7	1	3	8	1	2	0	0	0	0	8																			
0	Tre Dinkins	G 38:55	7-14	5-9	2-3	0	0	0	2	3	21	2	5	1	0	0	0	4																			
1	Devean Williams	G 39:40	1-8	0-2	3-4	0	4	4	3	1	5	5	2	2	3	0	0	4																			
3	Cam Palesse	G 37:20	3-6	0-2	4-5	3	7	10	4	3	10	2	0	1	1	1	0	4																			
5	Siem Uijtendaal	G 40:00	9-17	5-8	2-3	0	6	6	2	3	25	2	6	1	1	1	0	4																			
12	Bryce Okpoh	18:30	2-3	0-0	0-2	2	3	5	2	1	4	1	1	0	0	2	0	-6																			
11	Davon Ware	03:41	0-1	0-1	0-0	0	0	0	1	0	0	0	0	0	0	0	0	2																			
Team						3 4 7					0		3																								
Totals			25-54	10-22	13-21	10	29	39	15	14	73	13	19	5	7	2	0	4																			

Shooting By Period			
1 st	FG%	16-29	55.2%
	3PT%	7-12	58.3%
	FT%	3-9	33.3%
2 nd	FG%	9-25	36.0%
	3PT%	3-10	30.0%
	FT%	10-12	83.3%
GM	FG%	25-54	46.3%
	3PT%	10-22	45.5%
	FT%	13-21	61.9%

Dead Ball Rebounds: 4, 0

Technical Fouls::NONE

Shooting By Period			
1 st	FG%	16-29	55.2%
	3PT%	7-12	58.3%
	FT%	3-9	33.3%
2 nd	FG%	9-25	36.0%
	3PT%	3-10	30.0%
	FT%	10-12	83.3%
GM	FG%	25-54	46.3%
	3PT%	10-22	45.5%
	FT%	13-21	61.9%

Dead Ball Rebounds: 4, 0

	ION	CAN
Biggest lead	2 (1 st 18:52)	23 (1 st 2:05)
Best Scoring Run	9 (2 nd 7:00)	10 (1 st 11:08)
Lead Changes	1	
Times Tied	1	
Time with Lead	01:02	37:29

Points from	ION	CAN
Turnovers	19	18
Paint	44	26
Second Chance	9	12
Fast Breaks	20	14
Bench	23	4

Period by Period Scoring			
	1 st	2 nd	TOT
ION	23	46	69
CAN	42	31	73

IONA PERFORMERS

- Jean Aranguren scored 19 of his 21 points in the second half and added six rebounds, three assists, a steal and a block. He shot 9-for-12 overall, 7-for-8 from inside the arc and 2-for-4 beyond it.
- Greg Gordon posted his eighth double-double and fifth in the last six games with his 19 points and 10 boards. He added four steals on the defensive end.
- Jeremiah Quigley had 17 points, four rebounds and three assists.
- Joel Brown had eight points, four rebounds, four assists and three steals.

THE OPPONENT

- Siem Uijtendaal led all scorers with 25 points, with the help of a 5-for-8 showing from beyond the arc. He added six rebounds and two assists.
- Tre Dinkins scored 11 of his 21 points before the first media timeout, also connecting on five three pointers.
- Cam Palesse posted a 10-point, 10-rebound double-double.

TEAM STATS

- Canisius outshot Iona for the game 46.3%-43.9%. They held a 55.2%-30.2% advantage in the first half, before Iona took control in the second at 57.6%-36.0%
- The Griffs held a 39-35 advantage on the boards and 12-9 on second chance points.
- Iona had 10 assists and 12 turnovers while Canisius posted 13 assists and 19 giveaways. Iona led 19-18 on points off turnovers.

IONA GAELS (5-2, 2-4 MAAC)



RECORD	THIS YR	LAST YR	STATS	IONA	OPPONENT	UPCOMING SCHEDULE			
OVERALL	5-12	16-17	FG%	38.8%	46.6%	1/23	at Rider*	7 p.m.	ESPN+
MAAC	2-4	10-10	FT%	66.4%	73.7%	1/25	SIENA*	1 p.m.	ESPN+
HOME	2-5	9-5	3FG%	29.2%	36.1%	1/31	at Manhattan*	7 p.m.	ESPN+
ROAD	2-5	5-8	POINTS	66.5	72.2	2/2	FAIRFIELD*	1 p.m.	ESPN+
VS. CAN	0-0	1-1	REBOUNDS	37.6	32.8	2/6	at Mt. St. Mary's*	7 p.m.	ESPN+
LAST5	1-4	3-2	TURNOVERS	16.4	17.5	2/8	at Marist*	7 p.m.	ESPN+

0	James PATTERSON Jr. • 6-7 • 200 • Richmond, VA						<ul style="list-style-type: none">• Ranks No. 5 in MAAC with 1.9 steals per game.• Goes by nickname "Biggie"• New York MET Writers DII Player of the Year, ECC Player of the Year.• Two time All-ECC First Team selection and 2023 ECC Rookie to the Year.	PRESEASON ALL-MAAC 2nd TEAM
	CAREER HIGH P-R-A	9.5 PPG		5.9 RPG		0.9 APG		LAST GAME
	41-15-7	35.0% FG		22.4% 3FG		76.7% FT		4 pts, 2 reb, 0 ast 2-3 FG
1	Jacob HOGARTH (HOE-garth) Fr. • 6-9 • 210 • Brooklyn, NY						<ul style="list-style-type: none">• Early signee in Fall 2023.• Versatile defender capable of altering shot and forcing turnovers.• Moves well and is very strong in the post.• Played at Archbishop Stepinac for his first two years.	LAST GAME
	CAREER HIGH P-R-A	1.2 PPG		1.3 RPG		0.3 APG		0 pts, 1 reb, 0 ast 0-1 FG
	4-5-1	33.3% FG		0.0% 3FG		50.0% FT		
2	Adam NJIE JR. (JYE) Fr. • 6-3 • 175 • Bronx, NY						<ul style="list-style-type: none">• Averaing 12.1 ppg in last 10 games.• One of Iona's highest rated freshman guard recruits in program history.• CSHAA product out from Cardinal Hayes High School in the Bronx.	MAAC ROOKIE OF THE WEEK (11/11)
	CAREER HIGH P-R-A	11.0 PPG		2.6 RPG		3.1 APG		LAST GAME
	21-6-6	37.0% FG		27.3% 3FG		66.7% FT		4 pts, 1 reb, 4 ast 2-10 FG
3	DeJour REAVES (dah-ZHOR) Sr. • 6-0 • 170 • Syracuse, NY						<ul style="list-style-type: none">• Goes by nickname "DaeDae"• Iona's top scorer and No. 5 in MAAC• Named 2024-25 tri-captain with Clarence Rupert and Jalen Barr.• Averaged 14.9 points, 3.5 rebounds, 1.4 assists, 38 3FG%, 1.5 makes per game in one season at Northern Colorado.• 2024 All-Big Sky Third Team and Big Sky Sixth Man of the Year.	PRESEASON ALL-MAAC 1ST TEAM TEAM CAPTAIN
	CAREER HIGH P-R-A	15.7 PPG		5.1 RPG		1.7 APG		LAST GAME
	30-10-6	41.2% FG		31.7% 3FG		86.9% FT		16 pts, 10 reb, 2 ast 7-17 FG
4	Clarence RUPERT (ROO-pert) Sr. • 6-8 • 240 • Philadelphia, PA						<ul style="list-style-type: none">• Named 2024-25 tri-captain with Dejour Reaves and Jalen Barr.• Tallied eight points in final six minutes at Siena.• Averaged 7.5 points, 5.7 rebounds as a junior at S. Illinois.• Played freshman season at Saint Peter's and was instrumental in Elite 8 run.• Vocal leader for the 2024-25 Gaels.	PRESEASON ALL-MAAC 3RD TEAM TEAM CAPTAIN
	CAREER HIGH P-R-A	7.3 PPG		4.6 RPG		1.8 APG		LAST GAME
	20-11-5	50.0% FG		28.6% 3FG		60.0% FT		8 pts, 5 reb, 3 ast 4-7 FG
7	Luke JUNGERS (JUNG-ers) Jr. • 6-9 • 220 • Omaha, NE						<ul style="list-style-type: none">• Averaged 7.0 points in 32 games as a freshman at Omaha.• Injured most of his sophomore season.• Shot 38 3FG% with 1.3 makes per game in two years.• Poured in a career-high 27 points vs. South Dakota as a freshman at Omaha.	LAST GAME
	CAREER HIGH P-R-A	3.4 PPG		1.1 RPG		0.4 APG		10 pts, 3 reb, 1 ast 4-8 FG, 2 3FG
	27-6-3	37.2% FG		35.1% 3FG		40.0% FT		
8	Christian WINBORNE Jr. • 6-2 • 185 • Baltimore, MD						<ul style="list-style-type: none">• Posted a season-best 10 points vs. Marist.• Made season debut at Colgate six games ago.• Has started all four games he has appeared in.• Averaged 6.0 points, 1.1 assists, 1.0 steals in 22.3 minutes per game as a freshman at St. Joseph's• Had his career-high point effort of 19 vs. Tobin Anderson's FDU squad.	LAST GAME
	CAREER HIGH P-R-A	5.3 PPG		2.3 RPG		1.5 APG		3 pts, 2 reb, 3 ast 3 stl, 1-8 FG, 1 3FG
	19-5-4	28.6% FG		23.1% 3FG		90.0% FT		
10	Comeh EMUOBOR (CO-may eh-MOE-bore) So. • 6-5 • 205 • Raleigh, NC						<ul style="list-style-type: none">• Earned starts vs. Rice and at Sacred Heart.• Enters his second season in Division I after competing for UCF as a freshman.• 3-star wing out of high school.• Appeared in 10 games as a freshman at UCF in the Big 12.	LAST GAME
	CAREER HIGH P-R-A	2.6 PPG		2.2 RPG		0.5 APG		2 pts, 0 reb, 0 ast 1-1 FG
	11-8-2	31.1% FG		10.0% 3FG		46.7% FT		

<div>12</div> <div>Josh MICHIGAN</div> <div>Fr. • 6-4 • 195 • Brick, NJ</div>	<div><div>CAREER HIGH P-R-A</div><div>8-3-1</div></div> <div>2.7 PPG1.7 RPG0.3 APG</div> <div>100.0% FG0-0 3FG0-0 FT</div>	<div><ul style="list-style-type: none">Made season debut vs. Rice in the Bahamas.Scored eight points of the bench at Sacred Heart.Rookie walk-on from the New Jersey shore.Played scholastically for Brick Memorial High School and Compass Academy in postgrad season.</div>	<div>LAST GAME</div> <div>DNP</div>
<div>23</div> <div>JoJo WALLACE</div> <div>Fr. • 6-3 • 175 • Milford, CT</div>	<div><div>CAREER HIGH P-R-A</div><div>7-3-0</div></div> <div>3.0 PPG1.2 RPG0.0 APG</div> <div>30.8% FG20.0% 3FG0-0 FT</div>	<div><ul style="list-style-type: none">Early signee in Fall 2023A pure scorer and another three-level scorerGreat in transition and finishes well at the rim with both hands.Son of former Syracuse standout and New York Knick draft pick John Wallace</div>	<div>LAST GAME</div> <div>DNP</div>
<div>24</div> <div>Justin MENARD</div> <div>Fr. • 6-3 • 175 • Higganum, CT</div>	<div><div>CAREER HIGH P-R-A</div><div>13-2-6</div></div> <div>5.4 PPG0.4 RPG2.2 APG</div> <div>33.8% FG37.0% 3FG92.9% FT</div>	<div><ul style="list-style-type: none">Averaging 6.6 ppg, 2.7 apg, 38.1% 3FG in last 11 games after 1.0 ppg, 0.3 apg, 25.0% 3FG in first six games.Has great size for the point guard position and can score from all three levels.Iona alums that played at St. Thomas More: Anthony Bruin, Tre Bowman, E.J. Crawford, and A.J. English.</div>	<div>LAST GAME</div> <div>9 pts, 0 reb, 4 ast 3-9 FG, 3 3FG</div>
<div>25</div> <div>Kernan BUNDY <i>(CURR-nan)</i></div> <div>Jr. • 6-3 • 190 • Overland Park, KS</div>	<div><div>CAREER HIGH P-R-A</div><div>8-8-2</div></div> <div>3.9 PPG3.2 RPG0.6 APG</div> <div>42.5% FG42.1% 3FG85.7% FT</div>	<div><ul style="list-style-type: none">Tallied eight points off the bench at Siena.Averaged 9.8 points, 3.6 rebounds and 2.1 assists in 68 career games at perennial JUCO national contender Hutchison Community College.</div>	<div>LAST GAME</div> <div>0 pts, 2 reb, 2 ast 0-1 FG</div>
<div>32</div> <div>Yaphet MOUNDI <i>(ya-FET MOON-dee)</i></div> <div>Jr. • 6-8 • 205 • Paris, France</div>	<div><div>CAREER HIGH P-R-A</div><div>16-18-2</div></div> <div>7.4 PPG6.5 RPG0.6 APG</div> <div>48.4% FG0-0 3FG48.6% FT</div>	<div><ul style="list-style-type: none">Ranks No. 8 in MAAC in rebounding.#26 ranked JUCO joining recent Iona Top 30 recruits Daniss Jenkins #3, Greg Gordon #16, Berrick Jeanlouis #27 and Osborn Shema #29Averaged 13.7 points, 10.1 rebounds with 54.2 FG% in 62 games at Panola College (JUCO)</div>	<div>LAST GAME</div> <div>3 pts, 4 reb, 0 ast 0-1 FG</div>
<div>33</div> <div>Jalen BARR <i>(JAY-len)</i></div> <div>Sr. • 6-4 • 185 • Charlotte, NC</div>	<div><div>CAREER HIGH P-R-A</div><div>22-19-5</div></div> <div>2.4 PPG3.1 RPG0.6 APG</div> <div>31.3% FG0.0% 3FG39.1% FT</div>	<div><ul style="list-style-type: none">Has started seven games.Missed Fairfield game due to illnessNamed 2024-25 tri-captain with Clarence Rupert and Dejour Reaves.Averaged 8.8 points, 6.7 rebounds, 2.0 assists as a red shirt junior at Flagler CollegeTwo time All-Peach Belt Conference team selection and two-time PBC Defender of the Year</div>	<div>TEAM CAPTAIN</div> <div>LAST GAME</div> <div>3 pts, 9 reb, 0 ast 1-4 FG</div>

MAAC TEAM STATS LEADERBOARD

Scoring Offense	10th	66.5	3-Point Fg Pct Defense	9th	.361	Turnover Margin	3rd	+1.1
Scoring Defense	7th	72.2	Rebounding Offense	2nd	37.6	Assist/Turnover Ratio	13th	0.72
Scoring Margin	11th	-5.7	Rebounding Defense	2nd	32.8	Offensive Rebounds	1st	16.4
Free Throw Pct	13th	.664	Rebounding Margin	1st	+4.8	Defensive Rebounds	11th	21.2
Field Goal Percentages	13th	.388	Blocked Shots	9th	2.7	3-Point Fg Made	13th	5.9
Field Goal Pct Defense	10th	.466	Assists	7th	11.9	Turnovers	12th	16.7
3-Point Fg Pct	11th	.292	Steals	1st	10.4	Turnovers Forced	1st	17.4

MAAC INDIVIDUAL STATS LEADERBOARD

<div>Justin Menard</div> <div>Assists18th2.2</div> <div>3-Point FG Pct19th.370</div>	<div>Adam Njie Jr.</div> <div>Scoring25th11.0</div> <div>Assists9th3.1</div> <div>Steals11th1.6</div> <div>A/T Ratio9th1.1</div> <div>Minutes Played21st29.7</div>	<div>James Patterson</div> <div>Rebounding14th5.9</div> <div>Free Throw Pct13th.767</div> <div>Steals5th1.9</div>	<div>Dejour Reaves</div> <div>Scoring5th15.7</div> <div>Rebounding21st5.1</div> <div>Free Throw Pct2nd.869</div> <div>Steals3rd2.1</div> <div>3-Point FG Made18th1.5</div> <div>Minutes Played7th33.4</div>
--	--	---	---

OVERALL STATISTICS

Game Records

Record	Overall	Home	Away	Neutral
ALL GAMES	5-12	2-5	2-5	1-2
CONFERENCE	2-4	1-2	1-2	0-0
NON-CONFERENCE	3-8	1-3	1-3	1-2

Score by Periods

Team	1st	2nd	OT	TOT
Iona	554	577	0	1131
Opponents	600	628	0	1228

Team Box Score

No.	Player				Total		3-Point		F-Throw		Rebounds												
		GP-GS	MIN	AVG	FG-FGA	FG%	3FG-3FGA	3FG%	FT-FTA	FT%	OFF	DEF	TOT	AVG	PF	DQ	A	TO	BLK	STL	PTS	AVG	
3	REAVES, Dejour	17-17	567:25	33.4	94-228	.412	26-82	.317	53-61	.869	29	57	86	5.1	35	0	29	26	2	35	267	15.7	
2	NJIE JR., Adam	17-13	503:24	29.6	71-192	.370	15-55	.273	30-45	.667	15	29	44	2.6	33	1	52	49	0	27	187	11.0	
0	PATTERSON, James	15-12	345:48	23.1	49-140	.350	11-49	.224	33-43	.767	41	48	89	5.9	35	0	13	38	5	28	142	9.5	
32	MOUNDI, Yaphet	17-12	328:19	19.3	46-95	.484	0-0	.000	34-70	.486	40	70	110	6.5	37	0	11	29	14	21	126	7.4	
4	RUPERT, Clarence	13-9	297:33	22.9	35-70	.500	4-14	.286	21-35	.600	32	28	60	4.6	26	0	24	32	7	10	95	7.3	
24	MENARD, Justin	14-0	272:36	19.5	23-68	.338	17-46	.370	13-14	.929	1	5	6	0.4	20	0	31	12	3	9	76	5.4	
8	WINBORNE, Christian	6-6	125:37	20.9	10-35	.286	3-13	.231	9-10	.900	5	9	14	2.3	15	1	9	7	0	11	32	5.3	
25	BUNDY, Kernan	14-3	225:47	16.1	17-40	.425	8-19	.421	12-14	.857	25	20	45	3.2	27	0	9	14	2	9	54	3.9	
7	JUNGERS, Luke	14-3	165:01	11.8	16-43	.372	13-37	.351	2-5	.400	3	13	16	1.1	21	0	6	13	2	9	47	3.4	
23	WALLACE, Jojo	6-0	62:11	10.4	8-28	.286	2-10	.200	0-0	.000	2	5	7	1.2	1	0	0	4	0	0	18	3.0	
12	MICHIGAN, Josh	3-0	32:25	10.8	4-4	1.000	0-0	.000	0-0	.000	3	2	5	1.7	7	0	1	0	0	0	8	2.7	
10	EMUOBOR, Comeh	14-2	160:53	11.5	14-45	.311	1-10	.100	7-15	.467	17	14	31	2.2	10	0	7	17	0	4	36	2.6	
33	BARR, Jalen	12-7	200:43	16.7	10-32	.313	0-4	.000	9-23	.391	12	25	37	3.1	38	2	7	10	8	9	29	2.4	
1	HOGARTH, Jacob	12-1	112:16	9.4	6-18	.333	0-4	.000	2-4	.500	6	10	16	1.3	18	0	3	7	3	5	14	1.2	
Team											48	25	73					21					
Total		17	3400		403-1038	.388	100-343	.292	225-339	.664	279	360	639	37.6	323	4	202	279	46	177	1131	66.5	
Opponents		17	3400		409-878	.466	138-382	.361	272-369	.737	161	396	557	32.8	291	6	234	297	78	127	1228	72.2	

Team Statistics

	IONA	OPP
Scoring	1131	1228
Points per game	66.5	72.2
Scoring margin	-5.7	-
Field goals-att	403-1038	409-878
Field goal pct	.388	.466
3 point fg-att	100-343	138-382
3-point FG pct	.292	.361
3-pt FG made per game	5.9	8.1
Free throws-att	225-339	272-369
Free throw pct	.664	.737
F-Throws made per game	13.2	16.0
Rebounds	639	557
Rebounds per game	37.6	32.8
Rebounding margin	+4.8	-
Assists	202	234
Assists per game	11.9	13.8
Turnovers	279	297
Turnovers per game	16.4	17.5
Turnover margin	+1.1	-
Assist/turnover ratio	0.7	0.8
Steals	177	127
Steals per game	10.4	7.5
Blocks	46	78
Blocks per game	2.7	4.6
Winning streak	0	-
Home win streak	0	-
Attendance	12974	22928
Home games-Avg/Game	7-1853	7-3275
Neutral site-Avg/Game	-	3-285

Team Results

Date	Opponent		Score	Att.
11/04/2024	at Princeton	L	80-81	1690
11/08/2024	at Hofstra	L	76-90	3347
11/12/2024	Delaware	L	58-64	2028
11/15/2024	Vermont	W	62-59	2200
11/20/2024	at West Virginia	L	43-86	8591
11/25/2024	Cornell	L	68-84	2000
11/29/2024	vs Tarleton St.	W	62-51	237
11/30/2024	vs Indiana St.	L	80-83	325
12/01/2024	vs Rice	L	66-70	294
12/06/2024	at Sacred Heart	L	59-83	1126
12/08/2024	Saint Peter's	W	72-63	1610
12/22/2024	at Colgate	W	79-73	787
12/29/2024	Harvard	L	61-67	1610
01/03/2025	Marist	L	65-70	1702
01/05/2025	at Siena	W	74-73	5225
01/10/2025	at Fairfield	L	64-68	2162
01/12/2025	Quinnipiac	L	62-63	1824



IONA GAELS BASKETBALL

ROSTER / QUICK FACTS

NUMERICAL

No.	Name	Cl.	Pos.	Ht.	Wt.	Hometown / Last School
0	James Patterson	Jr.	G/F	6-7	200	Richmond, VA / Church Hill Academy / STAC
1	Jacob Hogarth	Fr.	F	6-9	210	Brooklyn, NY / South Kent School (CT)
2	Adam Njie Jr.	Fr.	G	6-3	175	Bronx, NY / Cardinal Hayes
3	Dejour Reaves	Sr.	G	6-0	170	Syracuse, NY / Northern Colorado
4	Clarence Rupert	Sr.	F	6-8	240	Philadelphia, PA / Southern Illinois
5	Tyruse Boock	Jr.	G	6-3	180	New York, NY / Mohawk Valley CC
7	Luke Jungers	Jr.	F	6-9	220	Omaha, NE / Nebraska-Omaha
8	Christian Winborne	Jr.	G	6-2	185	Baltimore, MD / Saint Joseph's (PA)
10	Comeh Emuobor	So.	G	6-5	205	Raleigh, NC / UCF
12	Josh Michigan	Fr.	G	6-4	195	Brick, NJ / Compass Academy (GA)
15	Connor Horan	Fr.	F	6-8	230	Fairfax, VA / Blue Ridge School
23	JoJo Wallace	Fr.	G	6-3	175	Milford, CT / South Kent School
24	Justin Menard	Fr.	G	6-3	175	Higganum, CT / St. Thomas More
25	Kernan Bundy	Jr.	G	6-3	190	Overland Park, KS / Hutchison CC
32	Yaphet Moundi	Jr.	F	6-8	205	Paris, France / Panola College (TX)
33	Jalen Barr	Sr.	G/F	6-4	185	Charlotte, NC / Flagler College

Head Coach: Tobin Anderson (Wesleyan '95, Florida State '96MA), second season

Assistant Coaches: Tom Bonacum (Ramapo '18), Kam Murrell (St. Thomas Aquinas '19),
Patrick Wallace (Charleston Southern '17), Kyle Washington (Cincinnati '18)

Director of Operations: Ray Savage (Staten Island '19)

Director of Analytics/Player Personnel: Luke Testani (Michigan '20)

Graduate Managers: Parker Weiss (Iona '23), Pat Buckley (Catholic '23), Jules LeJamtel (Washington '22),
Robert Gerity (Xavier '24)

Strength & Conditioning Coach: Richard Irving (East Stroudsburg '15)

Athletic Communications Contact: Brian Beyrer (Iona '01)

SOCIAL

Twitter	Instagram
@_patt10	@_patt10
@JacobHogarth2	@easymoneyjacob
@2_adamm	@adammm.2
@reaves_dejour	@hoodrichsilk
@CMILLLY4	@1cmilly_
@luke_jungers21	@ljungo.7
@Polothedon__	@polothedon__
@comeh_emuobor	@comeh5
@JoshuaMichigan	@josh_michigan
@ConnorHoran35	@connorhran31
	@jojow44
@just_menard	@justin_menard
@13Kcb	@kernan.bundy
@yaphet_wmoundi	@yaphetmoundi32
@kingbarr23	@jbwitdabuckets

Coaching Staff (Twitter only):

Tobin Anderson	@andersontobin
Tom Bonacum	@tom_bonacum
Kam Murrell	@kam_murrell
Patrick Wallace	@PWfor3
Ray Savage	@Ray_Savageee
Kyle Washington	@Washingtonk24
Luke Testani	@luketestani
Parker Weiss	@parker_weiss4
Pat Buckley	@PBuckl3y

BASKETBALL INFORMATION

First Season 1940-41 (79 years)

All-Time Record 1,287-936 (.579)

NCAA Appearances **16**
(1979, 1980, 1984, 1985, 1998, 2000, 2001, 2006, 2012, 2013,
2016, 2017, 2018, 2019, 2021, 2023)

NIT Appearances **Six**
(1982, 1983, 1996, 1997, 2014, 2015)

MAAC Tournament Championships **14**
(1982, 1984, 1985, 1998, 2000, 2001, 2006, 2013, 2016, 2017,
2018, 2019, 2021, 2023)

MAAC Regular Season Championships **13**
(1982-83, 1983-1984, 1984-85, 1995-96, 1996-97, 1997-98, 2000-01,
2011-12, 2013-14, 2014-15, 2018-19, 2021-22, 2022-23)

2023-24 Record 16-17

2023-24 MAAC Record/Finish 10-10/7th

Head Coach Tobin Anderson

Record at Iona 21-29 (.420) / two seasons

NCAA Record 436-236 (.649) / 24 seasons

Assistant Coach Tom Bonacum

Assistant Coach Kam Murrell

Assistant Coach Patrick Wallace

Assistant Coach Kyle Washington

SOCIAL MEDIA GUIDE



@IonaGaels, @IonaGaelsMBB, #GaelNation

BY CLASS:

Seniors - 3	Sophomores - 1
Juniors - 6	Freshmen - 6

BY STATE:

4	New York
2	Connecticut, North Carolina, Virginia
1	Kansas, Maryland, Nebraska, New Jersey, Pennsylvania
Int'l	France

BY TENURE:

Returners - 0
Newcomers - 16

PRONUNCIATION GUIDE:

#	Player	Name	Hometown
1	J. Hogarth	HOE-garth	
2	A. Njie Jr.	JYE	
3	D. Reaves	dah-ZHOR	
4	C. Rupert	ROO-pert	
5	T. Boock	ty-ROOSE BOOK	
7	L. Jungers	JUNG-ers	
10	C. Emuobor	CO-may eh-MOE-bore	
24	J. Menard		HIGG-ah-num
25	K. Bundy	CURR-nan	
32	Y. Moundi	ya-FET MOON-dee	
33	J. Barr	JAY-len	

QUICK FACTS

Name	Iona University
Location	New Rochelle, NY 10801-1890
Founded	1940
Enrollment (2023-24)	3,134
Nickname	Gaels
Colors	Maroon & Gold
Affiliation	NCAA Division I
Conference	Metro Atlantic Athletic (MAAC)
Home Court (Capacity)	Hynes Center (2,578)
President	Seamus Carey, Ph.D.
Director of Athletics	Matthew Glovaski
Athletic Trainer	Stephanie Carpinello
Strength and Conditioning Coach	Richard Irving
Athletics Phone	(914) 633-2654

ATHLETIC COMMUNICATIONS

Sr. Associate AD	Brian Beyrer (Iona '01)
Office	(914) 637-2726
Cell	(914) 497-3136
E-mail	bbeyrer@iona.edu
Assistant AD	Brian Duane (York '15)
Office	(914) 633-2334
E-mail	bduane@iona.edu
Assistant AD	Garrett Murray (Iona '19)
Office	(914) 633-2057
E-mail	gmurray@iona.edu



IONA GAELS BASKETBALL RADIO-TV ROSTER



JAMES PATTERSON

0 Jr. • G/F • 6-7 • 200
RICHMOND, VA



JACOB HOGARTH

1 Fr. • F • 6-9 • 210
BROOKLYN, NY
HOG-E-GARTH



ADAM NJIE JR.

2 Fr. • G • 6-3 • 175
BRONX, NY
JYE



DEJOUR REAVES

3 Sr. • G • 6-0 • 170
SYRACUSE, NY
DAH-ZHOR



CLARENCE RUPERT

4 Sr. • F • 6-8 • 240
PHILADELPHIA, PA
ROO-PERT



TYRUSE BOOCK

5 Jr. • G • 6-3 • 190
NEW YORK, NY
TY-ROOSE BOOK



LUKE JUNGERS

7 Jr. • F • 6-9 • 220
OMAHA, NE
JUNG-ERS



CHRISTIAN WINBORNE

8 Jr. • G • 6-2 • 185
BALTIMORE, MD



COMEH EMUOBOR

10 So. • G • 6-5 • 205
RALEIGH, NC
CO-MAY EH-MOE-BORE



JOSH MICHIGAN

12 Fr. • G • 6-4 • 195
BRICK, NJ



JoJo WALLACE

23 Fr. • G • 6-3 • 175
MILFORD, CT



JUSTIN MENARD

24 Fr. • G • 6-3 • 175
HIGGANUM, CT
(HT: HIGG-AH-NUM)



KERNAN BUNDY

25 Jr. • G • 6-3 • 190
OVERLAND PARK, KS
CURR-NAN



YAPHET MOUNDI

32 Jr. • F • 6-8 • 205
PARIS, FRANCE
YA-FET MOON-DEE



JALEN BARR

33 Sr. • G/F • 6-4 • 185
CHARLOTTE, NC
JAY-LEN

COACHING STAFF



TOBIN ANDERSON

HEAD COACH
SECOND SEASON



TOM BONACUM

ASSISTANT COACH
SECOND SEASON



KAM MURRELL

ASSISTANT COACH
SECOND SEASON



PATRICK WALLACE

ASSISTANT COACH
SECOND SEASON



KYLE WASHINGTON

ASSISTANT COACH
SECOND SEASON



RAY SAVAGE

DIR. OF OPERATIONS
SECOND SEASON



LUKE TESTANI

DIR. OF ANALYTICS
SECOND SEASON