



2024-25 MEN'S BASKETBALL GAME NOTES

GAME 30 • CANISIUS • SUNDAY, MARCH 2, 2025

1 p.m. • Buffalo, NY • Koessler Center • ESPN+ (Jay Moran & Richard Walsh)



[@IonaGaels](#), [@IonaGaelsMBB](#), [#GaelNation](#)

2024-25 SCHEDULE/RESULTS

Overall: 13-16 H: 6-7 A: 6-7 N: 1-2 MAAC: 10-8

Date Day Opponent Time/Result

NOVEMBER (2-6)

4	Mon	at Princeton (ESPN+)	L, 80-81
8	Fri	at Hofstra (MSGSN/FloCollege)	L, 76-90
12	Tue	DELAWARE (ESPN+)	L, 58-64
15	Fri	VERMONT (ESPN+)	W, 62-59
20	Wed	at West Virginia (ESPN+)	L, 43-86
25	Mon	CORNELL (ESPN+)	L, 68-84

Baha Mar Hoops Nassau Championship - Nassau, Bahamas

29	Fri	vs. Tarleton State (FloCollege)	W, 62-51
30	Sat	vs. Indiana State (FloCollege)	L, 80-83

DECEMBER (2-3)

Baha Mar Hoops Nassau Championship - Nassau, Bahamas

1	Sun	vs. Rice (FloCollege)	L, 66-70
6	Fri	at Sacred Heart* (ESPN+)	L, 59-83
8	Sun	SAINT PETER'S* (ESPN+)	W, 72-63
22	Sun	at Colgate (ESPN+)	W, 79-73
29	Sun	HARVARD (ESPN+)	L, 61-67

JANUARY (4-4)

3	Fri	MARIST* (ESPN+)	L, 65-70
5	Sun	at Siena* (ESPN+)	W, 74-73
10	Fri	at Fairfield* (ESPN+)	L, 64-68
12	Sun	QUINNIPIAC* (ESPN+)	L, 62-63
16	Thu	CANISIUS* (ESPN+)	W, 82-61
23	Thu	at Rider* (ESPN+)	W, 73-67
25	Sat	SIENA* (ESPN+)	W, 72-68
31	Fri	at Manhattan* (ESPN+)	L, 55-76

FEBRUARY (5-3)

2	Sun	FAIRFIELD* (ESPN+)	W, 87-64
6	Thu	at Mount St. Mary's* (ESPN+)	W, 70-67 OT
8	Sat	at Marist* (ESPN+)	W, 75-71
14	Fri	RIDER* (ESPN+)	L, 71-74
16	Sun	at Quinnipiac* (ESPN+)	L, 75-79
21	Fri	MANHATTAN* (ESPN+)	W, 65-60
23	Sun	MERRIMACK* (ESPN+)	L, 70-77 OT
28	Fri	at Niagara* (ESPN+)	W, 65-63

MARCH

2	Sun	at Canisius* (ESPN+)	1 p.m.
8	Sat	SACRED HEART* (ESPN+)	4 p.m.
2025 MAAC Championship - Atlantic City, NJ			
11	Tue	First Round (ESPN+)	6/8:30 p.m.
12	Wed	Quarterfinal Round (ESPN+)	6/8:30 p.m.
13	Thu	Quarterfinal Round (ESPN+)	6/8:30 p.m.
14	Fri	Semifinal Round (ESPN+)	6/8:30 p.m.
15	Sat	Championship Game (ESPN+)	7:30 p.m.

Home events in CAPS & BOLD;

MAAC Games noted by an asterisk

All times are Eastern

The Iona University men's basketball team (13-16, 10-8 MAAC) looks for a second straight win when it faces Canisius (3-25, 3-14 MAAC) in the finale of two games on the program's annual Western New York swing. The Gaels and Golden Griffins tipoff at the Koessler Center at 1 p.m. on ESPN+

IONA VS. CANISIUS - SERIES HISTORY

- The Gaels and Griffs meet for the 86th time in history with Iona holding a 51-34 advantage.
- Canisius snapped a 10-game losing streak to Iona in Buffalo last season but has dropped 11 of the last 12.
- The Maroon & Gold has won 18 of the last 23 meetings.
- Iona is 16-23 on Canisius' home floor.

SCOUTING CANISIUS (3-25, 3-14 MAAC)

- Three Griffs average 9+ points led by Paul McMillan's MAAC leading 20.3 ppg. He is also No. 2 on the team in with 3.5 rpg and 2.8 apg.
- Tana Kopa averages 13.1 ppg with a team-best 85 3FG.
- Jasman Sangha's 9.3 ppg is No. 2.
- Cam Palesse leads with 5.0 rpg and Anthony Benard with 3.8 apg.
- The Griffs were selected to finish 12th in the MAAC this season.

GAELS IN MAAC REGULAR SEASON PLAY

- Since the inception of the MAAC in the 1981-82 season, Iona has compiled a **457-276 (.623)** record in regular season play.
- The Gaels' **457** wins and **.623** win percentage are the highest of any current MAAC member.
- The Gaels became the first team to reach 450 wins with its win vs. Canisius on Jan. 16, 2025.
- Iona is **104** wins ahead of Siena, No. 2 on the list.

GAELS IN MAAC PLAY AWAY FROM HOME

- The Gaels improved to 20 games over .500 in MAAC road contests all-time following its win at Niagara Friday night.
- The team is 5-4 in 2024-25.
- Iona holds a **191-171 (.528)** in its 44th season in the MAAC.

Iona vs. Canisius

Overall: 51-34 (.600) • Anderson (2-1)

Home: 29-7

Away: 16-23

Neutral: 6-4

ALL-TIME MEETINGS

Date	W-L	Score	Site
2/14/17	L	83-89	A
12/31/17	L	78-85	A
1/21/18	L	82-84	H
1/13/19	W	88-70	A
2/24/19	W	87-80	H
1/24/20	W	69-66	H
2/27/20	W	86-65	A
3/10/20	W	70-60	N
2/4/22	W	70-62	A
2/25/22	W	72-65	H
12/4/22	W	90-60	H
2/10/23	W	80-59	A
1/19/24	W	70-58	H
2/10/24	L	69-73	A
1/16/25	W	82-61	H

85 games

Iona 6,359 pts 74.8 ppg

Canisius 6,073 pts 71.4 ppg

GAELS VS. GOLDEN GRIFFINS

NAME	GP	MIN	PTS	REB	AST
Reaves	1	31.0	25.0	9.0	1.0
Njie Jr.	1	26.0	14.0	6.0	9.0
Jungers	1	25.0	14.0	1.0	2.0
Winborne	1	24.0	9.0	3.0	2.0
Menard	1	23.0	7.0	2.0	2.0
Bundy	1	8.0	5.0	2.0	2.0
Rupert	2	22.0	3.5	4.5	2.5
Moundi	1	8.0	2.0	1.0	0.0
Barr	1	15.0	2.0	1.0	2.0
Emuobor	1	3.0	2.0	1.0	0.0
Wallace	1	2.0	2.0	0.0	0.0
Hogarth	1	3.0	0.0	0.0	0.0
Michigan	1	2.0	0.0	1.0	1.0
Boock	1	1.0	0.0	0.0	0.0

LAST GAME'S STARTERS




3 REAVES
SR • GUARD

MIN 33.9
PPG 17.0
REB 5.4
AST 1.9
STL 2.1




4 RUPERT
SR • FORWARD

MIN 22.6
PPG 6.2
REB 5.1
AST 2.0
STL 0.9



7 JUNGERS
JR • FORWARD

MIN 18.9
PPG 6.2
REB 1.4
3FG/g 1.7
3FG% 38.6



10 EMUOBOR
SO • GUARD

MIN 13.4
PPG 4.0
REB 2.5
AST 0.6
STL 0.6



25 BUNDY
JR • GUARD

MIN 15.3
PPG 3.3
REB 2.9
AST 1.0
STL 0.5



2024-25 MAAC STANDINGS

SCHOOL	MAAC			OVERALL		
	W	L	PCT	W	L	PCT
Quinnipiac	14	3	.824	18	10	.643
Marist	13	4	.765	20	6	.769
Merrimack	12	6	.667	15	14	.517
Mt. St. Mary's	10	7	.588	17	11	.607
IONA	10	8	.556	13	16	.448
Sacred Heart	9	8	.529	13	15	.464
Manhattan	9	8	.529	14	12	.538
Siena	8	9	.471	13	15	.464
Fairfield	7	10	.412	11	17	.393
Rider	7	11	.389	11	18	.379
Niagara	5	12	.294	10	18	.357
Saint Peter's	5	12	.294	10	15	.400
CANISIUS	3	14	.176	3	25	.107

THIS WEEK'S MAAC ACTION

Friday, February 28, 2025

Rider 83, MERRIMACK 78
SACRED HEART 67, Marist 54

Iona 65, NIAGARA 63

Manhattan 77, CANISIUS 72
FAIRFIELD 69, Mount St. Mary's 62
Quinnipiac 69, Saint Peter's 64

Sunday, March 2, 2025

IONA AT CANISIUS	1 p.m.
Manhattan at Niagara.....	2 p.m.
Quinnipiac at Merrimack.....	2 p.m.
Fairfield at Sacred Heart.....	2 p.m.
Siena at Mount St. Mary's.....	2 p.m.
Saint Peter's at Marist.....	2 p.m.

Thursday, March 6, 2025

Sacred Heart at Manhattan.....	7 p.m.
Merrimack at Marist.....	7 p.m.
Niagara at Saint Peter's.....	7 p.m.
Fairfield at Siena.....	7 p.m.
Canisius at Rider.....	7 p.m.
Mount St. Mary's at Quinnipiac.....	7 p.m.

Saturday, March 8, 2025

Siena at Manhattan.....	2 p.m.
Niagara at Rider.....	2 p.m.
Canisius at Saint Peter's.....	2 p.m.
Marist at Mount St. Mary's.....	4 p.m.
SACRED HEART AT IONA	4 p.m.
Quinnipiac at Fairfield.....	7 p.m.

END OF REGULAR SEASON



THE ELUSIVE WESTERN NEW YORK SWEEP

- With a win today, Iona seeks just the ninth 2-0 trip to Western New York in 34 years of traveling to play Niagara and Canisius.
- The 33 prior trips the Gaels have swept the games eight time, earned 19 splits and have come up empty six times.
- Iona has won the first game on the trip 21 times and has posted an 8-13 record in the second game after doing so (4-8 vs. Canisius).
- The Maroon & Gold's series sweeps have come in 2022-23, 2015-16, 2013-14, 2011-12, 2008-09, 2005-06, 1997-98, and 1990-91.

SEE YOU IN ATLANTIC CITY

- With its win over Niagara Friday night, Iona clinched a berth into the 2025 MAAC Championship in Atlantic City, taking place March 11-15 at Boardwalk Hall.
- Only 10 of the 13 teams will participate in the tournament. It is the first time in MAAC history all of its schools will not compete.
- With two games left for the Gaels, Iona can finish as high as third and as low as ninth.

DON'T MISS THE (MA)ACTION

- The MAAC is No. 1 the NCAA this season in Close Game Percentage according to a metric maintained by KenPom.com and defined as games separated by three or less points or overtime.
- 32 of the 112 MAAC games have been "close" thus far (28.6%) including Iona's game Friday.
- Iona has been involved in six such games (3-3) in conference while Canisius has played one (0-1). Rider (4-4) and Niagara (3-5) lead the MAAC with eight followed by Manhattan (3-4).
- **The percentage of games decided by two or less possessions (six points) balloons to 48.2%.**
- Iona (7-5), Rider (6-6), Niagara (3-8), and Marist (8-2) and lead with 10 or more.

GET HOT (STAY HOT?)

- Despite dropping three of its last five, Iona still holds one of the top records over the last six weeks of the season.
- The Gaels have won eight of its 12 (8-4) games, playing only behind Quinnipiac (9-2) and tied with Marist (8-4) in win percentage in the MAAC over the time frame.
- Manhattan (7-4) is tied in the loss column with the Gaels and Red Foxes since January 16's contests.
- Iona stands alone in fifth place in the MAAC standings, tied in the loss column with Jaspers and Sacred Heart and one games back of Mount St. Mary's.

NCAA TEAM LEADERBOARD

Iona ranks in the Top 10 in the NCAA in three statistics and top 100 in two others heading into Saturday's games:

- Rebounds (Offensive) Per Game (5th)
- Steals Per Game (5th)
- Turnovers Forced Per Game (9th)
- Rebound Margin (69th)
- Rebounds Per Game (98th)

TOP 5 IN THE NATION

- Iona ranks No. 3 in among all NCAA Div. I programs Steals Rate and No. 4 in Defensive Turnover Rate according to KenPom.com.
- The Gaels force an opponent turnover on 23.1% of its possessions, behind Abeline Christian (24.1%), Tarleton State (23.6%) and UCSD (23.4%).
- The steals rate of 14.4% is just behind ACU (14.6%) and UCSD (14.6%) and ahead of Missouri (14.3%).

NCAA INDIVIDUAL LEADERBOARD

Two Gaels ranks in the Top 100 in the NCAA in six statistics heading into Thursday's games:

- Dejour Reaves (STL, 22nd, 62.0)
- Dejour Reaves (SPG, 26th, 2.1)
- Dejour Reaves (FGA, 34th, 422)
- Dejour Reaves (FG, 37th, 190.0)
- Yaphet Moundi (REB, 81st, 2.7)
- Dejour Reaves (PTS, 92nd, 493)

I NEED A HERO

- Two of Iona's last three MAAC road wins have come in the final second of the ball game.
- At Niagara on Friday, rookie **Adam Njie Jr.** drained a 16-foot pull up jumper from the elbow with 0.9 seconds on the clock to propel Iona to a 65-63 win.
- At Mount St. Mary's, for the first time in 28 seasons - a span of 863 games - Iona recorded a game-winning field goal with time expiring in its 60-57 win on Feb. 6.
- Senior **Dejour Reaves** connected on a three-pointer from the left win following an offensive rebound by **Yaphet Moundi** and a hand off from **Luke Jungers**. Replay review saw the shot just off his fingertips with 0.1 seconds on the clock.
- The last Iona "buzzer beater" came on January 13, 1998 when senior Mount Vernon, NY native **John McDonald's** shot from the top of the key sent the Gaels' home with a 75-72 win over Manhattan at the Hynes Center, then named the Mulcahy Center.

FGA DIFFERENTIAL

- **Iona ranks No. 2 in the country in field goal attempt differential, having attempted 217 more shots than their opponents.**
- The disparity is based on the Gaels' proclivity to force opponent turnovers and grab offensive rebounds, two areas it ranks in the Top 5 in the NCAA.
- Houston (+251) is the only team ahead of Iona. St. John's (+215), Marquette (+214) and Hampton (+207) round out the top five.

MOUNDI EARNS MAAC PLAYER OF THE WEEK

- On Feb. 3, junior **Yaphet Moundi** became the first Iona player to earn MAAC Player the Week honors after averaging 18.0 points and 10 rebounds in two games vs Manhattan and Fairfield.
- Moundi posted an incredible 25 points and 20 rebounds vs. the Stags in the win.

CHAIRMAN OF THE BOARDS

- **Iona ranks No. 5 in the NCAA in offensive rebounds (14.7/g).**
- The Gaels are 23-6 in battles of the offensive glass winning the first 16 of the season. Overall

the Gaels hold a +5. per game advantage. (+6.5 home, +3.8 away/neutral).

- Overall the Maroon & Gold has out rebounded its opponent in 17 of the 29 games, posting a 11-6 record (2-9 when opponents have more boards, 0-1 equal rebounds).
- At home, Iona holds a +6.7 overall rebound margin advantage and +1.8 away from home.

THE GAELS GIVETH & THE GAELS TAKETH AWAY

- **Iona ranks No. 9 in the NCAA and first in the MAAC in turnovers forced (16.1/g).**
- At Siena on Jan. 5, the Maroon & Gold forced 25 turnovers, the most since 25 vs. Long Beach State in Las Vegas on Nov. 19, 2018, a span of 193 games.
- On the flip side, Iona's 14.8 turnovers per game is 345th in the nation.

DOUBLE TROUBLE

- Junior **Yaphet Moundi** leads the Gaels with four double-doubles following his 12 point, 14 rebound effort last Friday night vs. Manhattan. He posted 11/11 at Mount St. Mary's on Feb. 6, 25/20 vs. Fairfield on Feb. 2 and 16/18 vs. Delaware on Nov. 12.
- Senior **Dejour Reeves** recorded his second double-double of the year with 18 points and 11 boards vs. Manhattan. His Div. I effort was 16/11 vs. Quinnipiac on Jan. 12.
- Moundi and Reeves both had a double-double vs. the Jaspers, the first time Iona had teammates hit the mark since **Daniss Jenkins** and **Nelly Junior Joseph** at Marist on Jan. 6, 2023.
- Rookie **Adam Njie Jr.** posted his first collegiate double-double with 10 points and 12 rebounds vs. Rider on Friday.

HISTORICAL PERFORMANCE

- Junior **Yaphet Moundi's** 25-point, 20-rebound effort vs. Fairfield was one of the standout performances in the NCAA this season and in the MAAC over the last three decades.
- Moundi shot 8-of-12 overall and 9-of-13 from the line in just 25 minutes. He grabbed 11 of his 20 rebounds on the offensive glass.
- The last Iona player to record 20 or more rebounds in a game was **Jonathan Duck**, who pulled down 20 boards against Seton Hall on Nov. 24, 1990.
- The most recent MAAC player to achieve a 20/20 game was Rider's Tyere Marshall, who tallied 28 points and 20 rebounds against UMass on November 20, 2019.
- According to ESPN Stats & Info and Stats, Inc., Moundi's performance was one of 13 recorded 20/20 games by nine different MAAC players since the 1996-97 season, spanning 29 seasons. He becomes just the sixth MAAC player in that span to record at least 25 points and 20 rebounds.
- **Moundi is the only player among the 13 recorded 20/20 performances to accomplish the feat in under 30 minutes of playing time.**

20-20 GAMES IN NCAA DIV. I IN 2024-25

Player	Pts / Reb	Team v. Opponent (Date)
Derik Queen	22p / 20r	Maryland v. Manhattan (11/4)
Denijay Harris	20p / 20r	So. Miss. v. Ala. St.(12/5)
Johni Broome	21p / 20r	Auburn v. Ohio St. (12/14)
Oscar Cluff	21p / 20r	S. Dak. St. v. Oral Roberts (1/18)
Brandon Mitchell-Day	23p / 20r	Dartmouth v. Brown (1/25)
YAPHET MOUNDI	25p / 20r	IONA V. FAIRFIELD (2/2)*

20-20 GAMES IN MAAC SINCE 1996-97

Player	Pts / Reb	Team v. Opponent (Date)
Darren Phillip	28p / 24r	FFD vs. LOY (12/5/98)*
Darren Phillip	23p / 20r	FFD vs. SPU (1/15/00)
Darren Fenn	28p / 22r	CAN vs. MAN(1/31/00)*
Jason Thompson	23p / 20r	RID vs. MAN (2/9/07)
Jason Thompson	23p / 21r	RID vs. Del. (11/17/07)
Jason Thompson	23p / 21r	RID vs. SIE (2/2/08)
Jason Thompson	26p / 24r	RID vs. SIE (2/10/08)*
Anthony Johnson	24p / 23r	FFD vs. NIA (2/28/10)
Ryan Rossiter	23p / 20r	SIE vs. LOY (2/7/11)
OD Anosike	20p / 21r	SIE vs. MAR (1/27/13)
Ousmane Drame	27p / 23r	QUI vs. MAR (3/5/15)*
Tyere Marshall	28p / 20r	RID vs. UMass (11/20/19)*
YAPHET MOUNDI	25p / 20r	ION VS. FFD (2/2/25)*

ROOKIE SENSATIONS

- Freshman **Adam Njie Jr.** is one of 15 freshman all time at Iona to average 10 or more points per game.
- He currently averages 11.5 ppg, No. 10 on the all time list.
- Eight of the nine players ahead of Njie are members of Iona's Arrigoni Hall of Fame.

IONA FRESHMAN SCORING LEADERS ALL TIME

Player	Year	PPG	Player	Year	PPG
J. Ruland	1977-78	22.3	T. Kirksay	1996-97	11.8
G. Springer	1980-81	19.0	A. NJIE JR. 2024-25	11.5	
G. Vickers	1976-77	17.9	N. Joseph	2020-21	11.1
K. Bass	1974-75	15.4	J. Quigley	2023-24	10.8
D. Brown	1975-76	14.8	R. Soliver	2002-03	10.2
S. Casimir	2014-15	14.5	M. Timinskas	1993-94	10.1
S. Burt	1980-81	13.6	R. Simmonds	1984-85	10.0
K. Hamilton	1976-77	12.5			

SUBTLE KEYS TO VICTORY

- When Iona holds a higher Effective Field Goal Percentage (field goal percentage weighted for three-pointers made) and hits more free throws than its opponent, the Gaels have played to a 7-0 record. They are 16-7 when holding an advatage in one of the two and 6-26 when on the long side of both.
- Since 2010, the record splits are 129-13 when winning both, 158-73 when winning one and 17-94 when dropping both.

COMEH CI COMEH ÇA

- In Iona's two-game homestand vs. Manhattan and Merrimack, sophomore **Comeh Emoubor** had breakout efforts with his top two career point totals with 12 vs. the Jaspers and 20 vs. the Warriors.
- Emoubor earned the start in both contests and has now started four contests this season.
- He has averaged 12.7 points, 5.3 rebounds and 1.0 assists in his last three contests after 2.8 ppg, 2.0 rpg and 0.6 apg in the 26 prior.

FUN WITH NUMBERS

Tobin Anderson record by month...

Month	Pre-Iona	22-23 (FDU)	23-24	24-25	Total
Nov.	73-31	3-6	2-5	2-6	77-41
Dec.	64-34	5-2	4-2	2-3	70-39
Jan.	120-64	6-2	3-3	4-4	126-70
Feb.	126-61	3-4	4-4	5-3	134-67
Mar.	32-17	4-2	3-3		38-22
Total	415-207	21-16	16-17	13-16	444-240

Iona All-Time Win-Loss Records

2,235 Games Played

All-Time (1940-present) - 1,295-940 (.579)
Home (1948-present) - 603-206 (.745)
Away (1948-present) - 393-482 (.449)
Neutral (1948-present) 223-213 (.511)
Overtime games (1947-present) - 62-55 (.530)
Home, Away Neutral not available 1940-47

Iona MAAC Records (1982-present)

733 Games Played

MAAC All-Time - 457-276 (.623)
MAAC Home - 257-103 (.714)
MAAC Away - 191-171 (.528)
MAAC Neutral - 9-2 (.818)
MAAC Tournament - 65-28 (.699)

Hynes Athletics Center Records (1974-present)

622 games played

Overall - 458-164 (.736)
Non-Conference Games - 201-57 (.779)
MAAC Games - 257-103 (.714)

ALL-TIME MAAC STANDINGS

(CURRENT TEAMS BY OVERALL WINS)

School	2010-pres			ALL-TIME		FIRST SEAS
	W-L	PCT		W-L	PCT	
IONA	180-79	.695		457-276	.623	1981
Siena	131-134	.494		353-282	.556	1989
Manhattan	125-142	.468		347-394	.468	1981
Saint Peter's	124-143	.464		346-395	.467	1981
Fairfield	121-146	.453		345-396	.466	1981
Niagara	111-154	.419		312-323	.491	1989
Rider	147-121	.549		288-232	.554	1998
CANISIUS	121-140	.464		272-359	.431	1989
Marist	103-164	.386		217-302	.418	1998
Quinnipiac	118-112	.513		118-112	.513	2013
Mt. St. Mary's	27-30	.474		27-30	.474	2022
Merrimack	12-6	.667		12-6	.667	2024
Sacred Heart	9-8	.529		9-8	.529	2024

INDIVIDUAL CAREER TOTALS

NCAA Statistics Only

Player	G	Pts	Reb	Ast	Blk	Stl
Reaves	59	939	260	97	11	100
Barr	103	789	660	127	106	132
Rupert	119	709	501	122	65	68
Jungers	65	416	138	37	13	29
Njie Jr.	28	322	77	113	2	46
Winborne	49	252	97	56	2	45
Moundi	27	231	189	22	20	29
Menard	26	147	28	64	4	19
Emuobor	34	116	68	16	1	15
Bundy	26	86	75	27	3	14
Wallace	11	22	7	0	0	0
Hogarth	17	20	18	3	3	5
Michigan	7	8	6	2	0	1
Boock	2	0	0	0	0	0

DOUBLE DIGIT DYNAMICS				
Games with:	24-25	23-24	Tot	Rec
at least 10 points				
Reaves	25	21	46	24-22
Njie Jr.	18	-	18	10-8
Jungers	10	1	19	9-10
Moundi	10	-	10	4-6
Menard	5	-	5	4-1
Rupert	4	11	23	15-8
Emuobor	3	0	3	1-2
Barr	1	9	37	30-7
Winborne	1	0	7	2-5
at least 20 points				
Reaves	10	8	18	10-8
Njie Jr.	3	-	3	2-1
Moundi	1	-	1	1-0
Rupert	1	0	1	0-1
Emuobor	1	0	1	0-1
Barr	0	1	2	2-0
at least 30 points				
Reaves	1	1	2	0-2
at least 10 rebounds				
Moundi	5	-	5	4-1
Rupert	3	7	10	3-7
Reaves	2	0	2	1-1
Barr	0	5	21	15-6
at least 10 assists				
Njie Jr.	1	-	1	0-1
Double-Doubles				
Moundi	4	-	4	3-1
Reaves	2	0	2	1-1
Njie Jr.	1	-	1	0-1
Barr	0	0	10	7-3
Rupert	0	3	3	1-2
Leading Scorer (including ties)				
Reaves	20	10	30	13-17
Njie Jr.	5	-	5	2-3
Moundi	2	-	2	1-1
Rupert	1	1	4	1-3
Jungers	1	0	4	3-1
Barr	0	3	4	3-1
Leading Rebounder (including ties)				
Moundi	13	-	13	7-6
Reaves	6	0	6	3-3
Rupert	5	15	27	14-13
Bundy	2	-	2	1-1
Emuobor	1	0	1	0-1
Barr	0	14	45	34-11
Jungers	0	0	2	1-1
Leading Assists (including ties)				
Njie Jr.	20	-	20	9-11
Menard	7	-	7	2-5
Reaves	5	2	7	4-3
Rupert	4	1	6	5-1
Bundy	2	-	2	1-1
Barr	1	1	3	2-1
Winborne	0	0	3	2-1
Jungers	0	0	1	0-1
2+ Blocks/2+ Steals				
Jungers	2	0	2	1-1
Moundi	2	-	2	0-2
Barr	0	2	13	11-2
Rupert	0	1	2	2-0

SOMEWHERE IN MIDDLE AMERICA				
• Junior Luke Jungers has averaged 9.6 points per game over his last 13 appearances with nine double-digit point efforts including his top five highest of the season with 14 vs. Canisius, Rider and Mount St. Mary's, 15 vs. Merrimack, and 16 vs. Siena.				
• Jungers has shot 33-for-82 (40.2%) from long distance and averaged 1.8 rebounds and dished out 17 of his 22 assists on the season including the game winner in Iona's buzzer beating with against Mount St. Mary's.				
• Prior to the stretch the Omaha, NE native averaged 2.8 points, 1.0 rebounds and 0.4 assists per game.				
TWO AND TWO				
• Among the 5,504 NCAA Division I players to log minutes in 2024-25, junior Yaphet Moundi and Luke Jungers are two of 297 to record two or more blocks and two or more steals in a game on multiple occasions.				
• Moundi posted three blocks and three steals vs. Delaware on Nov. 12 and two blocks and three steals at Sacred Heart on Dec. 6.				
• Jungers accomplished the feat in Iona's last two games at Quinnipiac and vs. Manhattan.				
• Moundi is tied for third in the MAAC with six others including: Tana Kopa (Canisius), Jaden Daughtry (Marist), Devon Savage (Merrimack), Paul Otieno (Quinnipiac), Amiri Stewart (Sacred Heart), and Myles Wilmoth (Siena).				
Bryan Etumnu (Merrimack) leads with five and Amarri Tice (Quinnipiac) and Dola Adebayo (Mount Saint Mary's) have three efforts.				
• Thirteen other MAAC players have recorded one this season.				
KING OF THE HILL, TOP OF THE LIST				
• No team among the 13 NYC Metropolitan Area Division I basketball programs within 30 miles of the center of NY College basketball, Madison Square Garden has won more games than Iona University in the 27 seasons (558; Hofstra #2, 543).				
• Over the last decade-plus, Iona's 304 wins and .628 win percentage are also the best in both categories. (Seton Hall, 275 wins; .567 win pct.)				
• Since 1995-96, the Maroon & Gold hold the lead in wins (558), 15 more than Hofstra, 44 more than No. 3 Seton Hall and the top win percentage (.591)				
• Iona's 12 postseason appearances (eight NCAA, three NIT, one CIT) since 2010-11 are the most during the time frame, four more than Seton Hall (six NCAA, two NIT) and seven more than St. John's (three NCAA, two NIT).				
TOP NEW YORK METRO TEAMS (2010-pres.)*				
Team	2010-pres.		1995-pres.	
	W-L	Pct	W-L	Pct.
IONA	304-180	.628	558-386	.591
Seton Hall	275-210	.567	514-427	.546
Hofstra	271-212	.561	543-401	.575
Wagner	249-196	.560	452-428	.514
St. John's	264-218	.548	505-436	.537
* - All teams with .500 or better record since 2010				

30-POINT CLUB	
• Senior Dejour Reaves became the most recent member of Iona's 30-point in a game club, the 49th player in program history to reach it.	
• Reaves had his second NCAA 30-point effort, matching his career-best with 30 vs. Indiana State.	
• The last five members include: Greg Gordon and Idan Tretout in 2023-24, Walter Clayton Jr. and Daniss Jenkins in 2022-23 and Isaiah Ross in 2020-21.	
BRAND NEW (ROCHELLE)	
• Iona's roster features 15 newcomers for the 2024-25 season.	
• Tobin Anderson and staff completed their roster with a talented mix of transfers and first-year players.	
• The Gaels' five Division I transfers include sophomore Comeh Emuobor (UCF), junior Luke Jungers , (Omaha), seniors DeJour Reaves (Northern Colorado) and Clarence Rupert (Southern Illinois/Saint Peter's) and junior Christian Winborne (Saint Joseph's).	
• Reaves and Rupert are the most accomplished of the five. Reaves was an All-Big Sky performer and conference Sixth Man of the Year in 2023-24. Rupert helped lead Saint Peter's to an Elite Eight appearance as a rookie in 2022.	
• The newcomer list includes an impact Division II transfers in senior Jalen Barr (Flagler).	
• Anderson and his staff brought in two junior college transfers in juniors Kernan Bundy (Hutchison CC) and Yaphet Moundi (Panola College)	
• The Gaels freshman class includes Jacob Hogarth (Brooklyn, NY), Justin Menard (Higganum, CT), Adam Njie Jr. (Bronx, NY) JoJo Wallace (Milford, CT).	
• Njie is the highest rated freshman guard ever recruited by Iona. Wallace is the son of former Syracuse standout John Wallace.	
• The final three spots are filled by junior walk-on Tyruse Boock (New York, NY) and freshmen Connor Horan (Fairfax, VA) and Josh Michigan (Brick, NJ).	
WHO'S BACK?	
• Nobody.	
2024-25 TEAM CAPTAINS	
• Head coach Tobin Anderson named graduate Jalen Barr and seniors Dejour Reaves and Clarence Rupert as team captains for the 2024-25 season during the Gaels trip to the Baha Mar Hoops Nassau Championship in November.	
• The three veteran student athletes have combined to play more than 260 games in their collegiate careers.	

TALE OF THE TAPE				
MAAC Rnk	Iona		Canisius	MAAC Rnk
	13-16 / 10-8	Record / MAAC	3-25 / 3-14	
	6-4 (W1)	Last 10 Games (Streak)	1-9 (L1)	
	239/271/279	RPI*/NET*/KenPom	330/357/355	
6th	68.6	Scoring Offense	65.9	12th
5th	70.9	Scoring Defense	78.8	13th
9th	-2.2	Scoring Margin	-13.0	13th
11th	.410	FG%	.444	3rd
11th	.316	3-pt FG%	.376	1st
13th	.681	FT%	.758	1st
8th	.452	Opponent FG%	.497	13th
5th	.327	Opponent 3-pt FG%	.363	11th
4th-4th	36.9-32.9	Rebounding	25.6-36.1	13th-12th
4th	+4.0	Rebound Margin	-10.4	12th
5th	14.3	Assists/game	11.5	12th
10th	14.8	Turnovers/game	12.3	7th
1st	10.0	Steals/game	6.3	11th
9th	2.8	Blocks/game	2.3	12th
10th	0.96	Assist/Turnover Ratio	0.94	12th
13th	6.8	3FG Made	8.3	3rd
336th	97.4	Adj. Off. Efficiency^	101.7	275th
166th	106.9	Adj. Def. Efficiency^	122.3	362nd
97th	69.0	Tempo^	66.2	249th
^ - from KenPom.com (rank in nation)				
* - from WarrenNolan.com (as of 3/1/25)				

GAELS PICKED THIRD IN MAAC PRESEASON POLL

- Iona was selected No. 3 in the preseason poll of the league's 13 head coaches.
- The Maroon & Gold has captured a league best 13 regular season championships in 43 MAAC seasons.

2024-25 MAAC PRESEASON COACHES POLL

No.	Team (FPV)	Points
1.	Quinnipiac (11)	166
2.	Marist (1)	144
3.	IONA	139
4.	Fairfield (1)	119
5.	Saint Peter's	118
6.	Merrimack	112
7.	Rider	99
8.	Niagara	66
9.	Siena	54
10.	Manhattan	49
11.	Mount St. Mary's	42
12.	Canisius	38
13.	Sacred Heart	37

NJIE NAMED MAAC ROOKIE OF THE WEEK

- Freshman **Adam Njie Jr.** was named MAAC Rookie of the Week on November 11 following his performance in the Gaels opening contests of 2024-25.
- Njie averaged 13.0 points, 2.5 rebounds, 3.5 assists in his first two collegiate games at Princeton and Hofstra.
- Iona earned four MAAC Rookie of the Week and two Player of the Week honors in 2023-24.

ROOKIE DEBUTS

- Freshman **Adam Njie's** 19-point effort at Princeton in his first collegiate game for the Gaels was the second highest effort for an Iona freshman in his debut this century.

- Njie was one point shy of former MAAC Rookie of the Year **Schadrac Casmir's** 20 points in his first contest vs. Cleveland State in 2014.
- Steve Burt Jr.** holds the third highest effort, with 18 points vs. Lipscomb in 2002.

MID-MAJOR ACCOLADES

- Senior **Dejour Reaves** was named to Bracketeer.org's 2025 Preseason Non-Power Conference All-America watch list.
- Reaves is one of 68 players to appear on the All-America teams or watch list.
- Iona's 2025 opponents on the list include first teamers Xavian Lee and Caden Pierce of Princeton and watch list members Josh Piscarelli (Marist), Budd Clark (Merrimack), Amarri Monroe (Quinnipiac), and Paul Otieno (Quinnipiac).

IN THE BOOKS

- Fourteen of the 15 new Gaels who have appeared in during 2024-25 campaign have scored their first points for the Maroon & Gold. Nine came at Princeton on opening night.
- Seniors **Dejour Reaves** and **Clarence Rupert**, juniors **Luke Jungers**, **Yaphet Moundi** and **Kernan Bundy**, sophomore **Comeh Emuobor** and freshmen **Adam Njie** and **Jacob Hogarth** and scored their first collegiate points vs. the Tigers.
- Rookies **JoJo Wallace** and **Justin Menard** got in the scoring column for the first time at Hofstra.
- Graduate **Jalen Barr** made his Iona debut vs. Vermont got in the scoring column vs. Cornell.
- Freshman walk-on **Josh Michigan** scored eight points in his second appearance of the season at Sacred Heart.
- Junior **Christian Winborne** returned from injury and scored four points in his Gael debut at Colgate.
- Junior walk-on **Tyruse Boock** has made his lone appearance vs. Canisius.



MAAC OVERALL LEADERBOARD
(as of 2/28/25)

TEAM RANKINGS

Scoring Offense	6th	68.6
Scoring Defense	5th	70.9
Scoring Margin	9th	-2.2
Free Throw Pct	13th	.681
Field Goal Percentages	11th	.410
Field Goal Pct Defense	8th	.452
3-Point Fg Pct	11th	.316
3-Point Fg Pct Defense	5th	.327
Rebounding Offense	4th	36.9
Rebounding Defense	4th	32.9
Rebounding Margin	4th	+4.0
Blocked Shots	9th	2.8
Assists	5th	14.3
STEALS	1ST	10.0
Turnover Margin	3rd	+1.3
Assist/Turnover Ratio	10th	0.96
OFFENSIVE REBOUNDS	1ST	14.7
Defensive Rebounds	10th	22.2
3-Point Fg Made	13th	6.8
Turnovers	10th	14.8
TURNOVERS FORCED	1ST	16.1

INDIVIDUAL RANKINGS

Luke Jungers		
3-Point FG Pct	10th	.386
3-Point FG Made	16th	1.7
Justin Menard		
Assists	17th	2.5
3-Point FG Pct	24th	.337
Yaphet Moundi		
Rebounding	7th	7.0
Field Goal Pct	7th	.518
Steals	25th	1.1
Blocked Shots	17th	.7
Adam Njie Jr.		
Scoring	22nd	11.5
Assists	7th	4.0
Steals	12th	1.6
Dejour Reaves		
Scoring	4th	17.0
Rebounding	22nd	5.4
Field Goal Pct	22nd	.450
Free Throw Pct	2nd	.850
Steals	3rd	2.1
3-Point FG Made	22nd	1.6
Minutes Played	9th	33.9
Clarence Rupert		
Blocked Shots	19th	.6





MAAC CONFERENCE-ONLY LEADERBOARD

(as of 2/28/25)

TEAM RANKINGS

Scoring Offense	6th	69.7
Scoring Defense	5th	69.3
Scoring Margin	7th	+0.4
Free Throw Pct	12th	.710
Field Goal Percentages	11th	.422
Field Goal Pct Defense	7th	.433
3-Point Fg Pct	11th	.327
3-Point Fg Pct Defense	2nd	.293
Rebounding Offense	5th	36.7
Rebounding Defense	6th	33.2
Rebounding Margin	5th	+3.4
Blocked Shots	7th	3.1
Assists	2nd	16.5
Steals	2nd	9.9
Turnover Margin	2nd	+1.4
Assist/Turnover Ratio	7th	1.15
Offensive Rebounds	2nd	13.6
Defensive Rebounds	8th	23.1
3-Point Fg Made	9th	7.1
Turnovers	11th	14.2
TURNOVERS FORCED	1ST	15.8

INDIVIDUAL RANKINGS

Luke Jungers

3-Point FG Pct	9th	.391
3-Point FG Made	10th	2.1
Blocked Shots	24th	.6

Justin Menard

Assists	14th	2.9
A/T Ratio	1st	4.1

Yaphet Moundi

Rebounding	8th	7.3
Field Goal Pct	9th	.505
Blocked Shots	18th	.7

Adam Njie Jr.

Assists	6th	4.4
Free Throw Pct	13th	.778
Steals	6th	2.0
A/T Ratio	10th	1.5

Dejour Reaves

Scoring	5th	17.2
Rebounding	20th	5.6
Field Goal Pct	18th	.466
Free Throw Pct	4th	.848
Steals	8th	1.9
A/T Ratio	16th	33.3

Clarence Rupert

Rebounding	24th	5.2
Assists	23rd	2.2
Blocked Shots	22nd	.6

REGULAR SEASON CHAMPIONS

- Iona has earned 13 MAAC regular season championship, a league record total.
- Iona has earned six regular season titles in the last 13 seasons.
- The Gaels regular season titles have come in 1982-83, 1983-84, 1984-85, 1995-96, 1996-97, 1997-98, 2000-01, 2011-12, 2013-14, 2014-15, 2018-19, 2021-22, 2022-23.

TOTAL MAAC REG. SEASON CHAMPIONSHIPS*

IONA	13	Saint Peter's	3
Siena	9	Canisius	2
Manhattan	6	Marist	2
Niagara	4	Quinnipiac	1
Rider	4	Mt. St. Mary's	0
Fairfield	3		

*-current members

TOBIN ANDERSON YEAR 2

- **Tobin Anderson** is in his second season as head coach of the Iona program in 2024-25.
- Anderson served as head coach at FDU where he led the No. 16 seeded Knights to the NCAA Tournament's second round after a stunning upset over No. 1 Purdue. His FDU squad finished 21-16 overall, earning the NEC's automatic bid.
- He led the Knights to two NCAA Tournament wins, over Texas Southern and the Boilermakers.
- The year before Anderson's arrival, the Knights posted a 4-22 record.
- Anderson had a highly successful coaching career at St. Thomas Aquinas, located less than 25 miles from Iona's New Rochelle Campus.
- A perennial Top 25 program in Division II, STAC won 209 games in nine seasons under Anderson, with five ECC regular season and six tournament titles.
- STAC reached the NCAA Division II tournament in each of his final seven seasons with an Elite 8 appearance in 2017 and Sweet 16 appearances in 2019, 2021 and 2022.
- He was a four-time ECC Coach of the Year (2015, 2016, 2021, 2022) and six-time Metropolitan Basketball Writers Association Division II Coach of the Year (2015, 2016, 2017, 2021, 2022, 2023).
- Prior to STAC, Anderson served as an assistant at Iona's MAAC-rival Siena for two seasons.
- Before Siena, he was an established Division III head coach at Hamilton and Clarkson in upstate New York.
- Anderson graduated from Wesleyan in 1995 where he was a four-year starter, two-year captain, and is one of the top 10 leading scorers in school history.

HYNES DOMINANCE

- Iona had a 21-game Hynes Center winning streak snapped vs. Rider on Jan. 15, 2023.
- The 21-game streak tied the second longest home winning streak in program history, behind 2014-16 (26) and matching 1979-80 and 1951-53.
- The Gaels are **39-14 (.736)** in the last 3+ seasons.
- Iona is **140-41 (.773)** since 2009.
- The Maroon & Gold are **22-8 (.733)** over the last 10+ seasons in non-conference home games.

GOING DEEP

- Iona has posted 10 or more 3FG in **15** of its **62** games under head coach Tobin Anderson, posting a 10-5 record.
- Hitting the mark in **36.4%** of its games in 2023-24 was the highest percentage since 2018-19 under former head coach Tim Cluess (42.4%).
- Since 2007, the highest single-season rate was 60.6%, or 22-of-33 games in 2013-14.
- Among the Gaels last five head coaches, Anderson's rate ranks is third highest behind Cluess (41.7%) and Tra Arnold (31.0%) and ahead of Rick Pitino (19.8%) and Kevin Willard (11.7%).

10+ 3FG MADE IN A GAME

Coach	10+	GP	PCT	W-L
Cluess	128	307	41.7%	101-27
Pitino	17	86	19.8%	13-4
ANDERSON	15	62	24.2%	10-5
Willard	11	94	11.7%	6-5
Arnold	9	29	31.0%	4-5

LET IT RAIN

- After **29 games**, Iona has made a three-pointer in **542** straight and **987** out of its last **988** games.
- In 2019-20, the Gaels eclipsed their previous program record of 386 straight from Jan. 5, 1994 - Dec. 16, 2006.
- The Gaels have failed to hit a three-pointer in just 18 of their **1,215** games played since the line was adopted for the 1986-87 season.

JIMMY V TO THE RAFTERS

- Iona Athletics celebrated of recent Naismith Basketball Hall of Fame Inductee **Jim Valvano** with a recognition ceremony on Sunday, January 7, 2024.
- Valvano served as head coach of the men's basketball program from 1975-1980, as Director of Athletics from 1977-1980, and was inducted into the Iona University Arrigoni Hall of Fame in 1994.
- Valvano led the Gaels to a 95-46 (.674) record in five seasons remains top-five all-time in program history in wins and win percentage.
- Valvano taught Iona to "Dare to Dream" while recruiting some of the Maroon & Gold's finest talent ever and the results showed.
- Iona's 1979-80 team finished 29-5, setting a program record for wins that stands to this day.
- The Gaels were ECAC Champions and defeated eventual national champion Louisville, 77-60, in front of sold-out Madison Square Garden in February 1980, while advancing to the second round of the NCAA Tournament before falling to Georgetown.

RICHIE GUERIN'S #14 HANGS IN THE RAFTERS

- Iona honored the legacy of **Richie Guerin '54** by retiring his number 14 on Jan. 31, 2014 the first ever in school history.
- Guerin is an Iona University Goal Club (1983), Marine Corps Sports (2004), and Naismith Memorial Basketball Hall of Fame (2013) inductee who starred for the Maroon & Gold from 1951-1954.
- He rewrote the basketball record books at Iona, scoring 1,375 points and graduated as the leading scorer in school history.

- A two-time All-Metropolitan selection with the Gaels, he scored a then school-record 40 points against John Carroll in 1954 and was the first Gael to score 40 or more points in a game.
- Following his playing days at Iona, Guerin played with the National Basketball Association's New York Knicks from 1956-1963 and was a player-coach of the St. Louis/Atlanta Hawks franchise for nine years.
- In 13 years as a professional player, Guerin accumulated 14,676 points (17.3 per game), 4,278 rebounds (5.1 per game), and 4,211 assists (5.0 per game) over 848 games.

Gael Greats

In addition to Naismith Hall of Famers **Richie Guerin '54** and **Jim Valvano** here are additional significant names in Iona basketball history:

- **Jeff Ruland '91** - All-American during his time at Iona and, two-time NBA All-Star with the Washington Bullets, Philadelphia 76ers and Detroit Pistons. Following his career, returned to Iona and served as head coach from 1998-2007 where he won three MAAC Championships.
- **Tim Cluess** - head coach from 2010-2020. At the helm during one the Gaels' most successful decades in program history. Cluess won 199 games in nine seasons on the sideline including six NCAA appearances, five MAAC tournament championships, and four MAAC regular season titles. He is the all-time MAAC leader in MAAC tournament victories.
- **Pat Kennedy** - head coach from 1980-86. Went on to coach at Florida State, DePaul, Montana, and Towson following a highly successful tenure in New Rochelle.
- **Warren Isaac '65** - Iona's only 50-point scorer, Isaac played six seasons in Europe following his tenure at Iona. A New York City school legend, Isaac started for Power Memorial paving the way for NBA Hall of Famer Kareem Abdul-Jabbar a 1965 graduate of the high school.
- **Tim Welsh** - head coach from 1995-98 who went on to coach in the Big East with Providence for 10 seasons. Currently an ESPN college basketball analyst. Holds the highest career winning percentage ever at Iona.
- **Kevin Willard** - Iona coach from 2007-10, now head coach at Big 10's Maryland. Helped turn around a program which won two games in the season prior to his arrival to 20 wins in his final season in Maroon & Gold.
- **Steve Burtt '84 & Steve Burtt '06** - All-time NCAA father/son scoring leaders, both netting over 2,000 career points. Burtt, the father, had a four-season NBA career and most notably appeared off the bench for the Phoenix Suns in the 1992 NBA Playoffs. He was inducted into the prestigious NYC Basketball Hall of Fame this past fall. Burtt, the son, continues to play professionally in Europe.
- **Sean Green '91** - Played 84 NBA games over three seasons for the Indiana Pacers, Philadelphia 76ers and Utah Jazz from 1991-94. Currently a high school basketball coach in Southern California.
- **Scott Machado '12** - The last Gael to appear

in an NBA game. Machado played in regular season NBA contests in 2012-13 with the Houston Rockets and postseason with the Golden State Warriors. Played the majority 2018-19 season in the NBA G-League for the South Bay Lakers and played four games with the Los Angeles Lakers. The MAAC & Iona's all-time assist leader. He currently plays professionally in Australia.

- **Bob Santini '53** - Iona's first NBA player, appeared in four games with the New York Knicks in 1955-56.

Notable Alumni (Athletics/Pop Culture)

- **Brendan Malone '62** - longtime NBA assistant coach, last with the Detroit Pistons from 2014-16. Coach Malone passed away in 2023 at age 88.
- **Don McLean** - Singer-songwriter noted most famous for his 1971 single "American Pie".
- **Dennis Leonard** - Kansas City Royals Hall of Famer and 12-year MLB veteran who won 20 games on three occasions from 1977-80. He was inducted in May 2015 into the New York Baseball Hall of Fame.
- **Kyle Flood '93** - Former head football coach at Rutgers, current offensive coordinator and offensive line coach at Texas.
- **Maggie Timoney '89** - The Iona women's basketball Hall of Famer recently _became the first female CEO of Heineken USA.
- **Jason Motte** - Major League Baseball relief pitcher recorded the final out of the 2011 World Series with the world champion St. Louis Cardinals. Has also appeared in Major League games with the Chicago Cubs, Colorado Rockies and Atlanta Braves.
- **Leonard Korir '12** - a two time NCAA track and field champion while at Iona, Korir represented Team USA in the 2016 Rio Olympic Games in the 10,000-meters and 2024 Paris Games in the Marathon.
- **Ignacio Maganto** - was selected by the LA Galaxy with the 21st pick in the first round of the 2015 MLS SuperDraft, the first Major League Soccer draft pick in Iona history. Maganto scored his first MLS goal with the Galaxy in the spring of 2015.
- **Mariano Rivera III '15** - Earned his degree in May 2015 and was selected in the fourth round by the Washington Nationals.

- **Emma Hayes** - Iona's women's soccer coach from 2003-2005, Hayes was named the 10th full-time United States Women's Soccer National Team head coach in November 2023 and won Gold in the 2024 Paris Olympic Games.
- **Juana Camilion** - Two-time MAAC Defensive Player of the Year and 2023 MAAC Player of the Year, Camilion represented Spain the 3x3 women's basketball at the 2024 Paris Olympics, earning a silver medal.

Maroon & Gold on Facebook, Twitter & Instagram

Follow Iona Athletics on your favorite social media sites at [@IonaGaels](#) and receive immediate updates on the Gaels. The men's basketball program can be found at [@IonaGaelsMBB](#). A list of student-athletes and coaches on social media can be found on the roster page in the game notes package.



2024-25 MAAC Preseason Coaches Poll

No.	Team (FPV)	Points
1.	Quinnipiac (11)	166
2.	Marist (1)	144
3.	Iona	139
4.	Fairfield (1)	119
5.	Saint Peter's	118
6.	Merrimack	112
7.	Rider	99
8.	Niagara	66
9.	Siena	54
10.	Manhattan	49
11.	Mount St. Mary's	42
12.	Canisius	38
13.	Sacred Heart	37

Preseason All-MAAC Teams

First Team	
Dejour Reaves	IONA
Josh Pascarelli	Marist
Budd Clark	Merrimack
Savion Lewis	Quinnipiac
Amarri Monroe	Quinnipiac
Second Team	
Deon Perry	Fairfield
James Patterson	Iona
Shaquil Bender	Manhattan
Jadin Collins-Roberts	Marist
Paul Otieno	Quinnipiac
Major Freeman	Siena
Third Team	
Clarence Rupert	IONA
Jaden Winston	Manhattan
Dola Adebayo	Mount St. Mary's
Tanner Thomas	Sacred Heart
Marcus Randolph	Saint Peter's
Mouhamed Sow	Saint Peter's

New York Metropolitan Standings

School	2010-pres			1995-pres		
	W-L	PCT		W-L	PCT	
IONA	304-180	.628		558-386	.591	
Seton Hall	275-210	.567		514-427	.546	
Hofstra	271-212	.561		543-401	.575	
Wagner	249-196	.560		452-428	.514	
St. John's	264-218	.548		505-436	.537	
Long Island	228-231	.497		412-478	.463	
Saint Peter's	220-247	.471		380-519	.423	
Rutgers	219-257	.460		424-503	.457	
N.J.I.T.	191-254	.429		343-500	.407	
Manhattan	201-255	.441		425-470	.475	
Columbia	170-230	.425		328-479	.406	
Fordham	171-276	.383		305-568	.349	
Fair. Dickinson	168-289	.368		374-524	.416	

IONA UNIVERSITY NOTES OF INTEREST

- Founded in 1940, Iona is inspired by the legacy of Blessed Edmund Rice and the Christian Brothers, embodying opportunity, justice and the liberating power of education.
- Building on its proud legacy, Iona officially became a University on July 1, 2022, turning the page to the next chapter ahead.
- With a total enrollment of nearly 4,000 students and an alumni base of over 50,000 around the world, Iona is a diverse community of learners and scholars.
- Iona University is a small Catholic liberal arts school that has emerged as an anomaly in higher education, with new-student enrollment spiking over 40 percent since 2019.
- Iona students can expect small class sizes, engaged professors and a wide range of undergraduate and graduate programs within the School of Arts & Science, LaPenta School of Business, NewYork-Presbyterian Iona School of Health Sciences and Hynes Institute for Entrepreneurship & Innovation.
- Iona now has two campuses in Westchester County, N.Y., just north of New York City. Iona's beautiful 45-acre campus in New Rochelle, N.Y., and new 28-acre campus in Bronxville, N.Y., are both just 30 minutes via Metro-North train to Midtown Manhattan.
- With the support of a \$20 million gift from NewYork-Presbyterian, Iona has established the NewYork-Presbyterian Iona School of Health Sciences on its new Bronxville campus, developing a premier new school in collaboration with one of the nation's top hospitals.
- The flagship building of Iona's new Bronxville campus has been named the Kelly Center for Health Sciences thanks to benefactors Al and Peggy Kelly. Both are double alumni and longtime Iona basketball fans; Al Kelly is formerly the CEO of Visa.
- Iona also continues to beautify its New Rochelle campus, where it opened a vibrant new green space called the "Murphy Green" in the heart of campus.

- In May 2024, Iona opened a new campus in County Mayo, Ireland. Located within the historic Westport House Estate along the Atlantic coast, Iona looks forward to returning Summer 2025.
- It pays to go to Iona: 94 percent of Iona graduates are employed full-time or enrolled in graduate school within six months of graduation. Iona is also in the top 5 percent nationwide for its long-term return on investment, according to Georgetown University's Center on Education and the Workforce.
- Iona has also achieved national recognition. Most recently for 2025, Iona has been recognized by The Princeton Review, The Wall Street Journal, Forbes and others as one of the nation's best colleges. Additionally, U.S. News & World Report recognized Iona as one of top for social mobility in the country.
- Iona has added three new Division I Varsity programs in the last two years – men's lacrosse, women's acrobatics & tumbling and women's golf.
- Iona also continues to expand its Club Sports program, which is geared toward those with an interest in organized sports outside of Iona's rigorous Division I Athletics program, including a highly popular esports club team that was featured on Yahoo's In the Know.
- Tradition: Iona's world-renowned Pipe Band performs at major campus events, and even leads the University's march up Fifth Avenue in the New York City St. Patrick's Day parade.
- In 2023, Iona hired head coach Tobin Anderson after his historic win leading #16 FDU to beat #1 Purdue; he immediately became a beloved figure on campus inspiring the community on the court and off.
- Members of the Iona community are known as Gaels, who are people with Irish-Gaelic ancestry.
- Notable Iona alumni include Al Kelly Jr., retired CEO of Visa Inc.; Margaret C. Timoney, CEO of HEINEKEN USA; and musician Don McLean, most famous for his song "American Pie."



PRESIDENT SEAMUS CAREY, Ph.D.

- Seamus Carey, Ph.D., serves as the ninth president of Iona University.
- A Bronx native and first-generation college student, Carey began his Iona presidency in July 2019.
- Propelling the University on a path of innovation, President Carey has since overseen the school's growth and expansion to include the acquisition of a new second campus in Bronxville, the launch of the NewYork-Presbyterian Iona School of Health Sciences and new programs inside and outside the classroom.
- President Carey also successfully led the transition to become Iona University, reflecting both the strength and diversity of its academic programs.
- New student enrollment is up over 40% under President Carey's leadership and the University welcomed its largest incoming class in over 20 years this fall.



WHAT IS A GAEL?

- The symbol of Iona University's athletic teams is the popular Gael. A Gael is anyone of Irish-Gaelic ancestry, consistent with the Irish tradition of Iona.
- The University was founded in 1940 by the Congregation of Christian Brothers, commonly known as the Irish Christian Brothers.
- The Gael, which is depicted as a spunky character, provides Iona with a nickname consistent with the school motto, certa bonum certamen ("fight the good fight") and personifies strength.



IONA
UNIVERSITY



Tobin ANDERSON

Head Coach

Wesleyan '95 - Second Season

Tobin Anderson is in his second season as head coach of the Iona University men's basketball program. He was appointed to the position on March 21, 2023. Anderson came to New Rochelle after serving as head coach at FDU where he led the No. 16 seeded Knights to the NCAA Tournament's second round after a stunning upset over No. 1 Purdue.

Anderson led the 2022-23 FDU squad to a 21-16 overall record and 10-6 in Northeast Conference play. The Knights earned the NEC's automatic bid and earned two wins in this year's NCAA Tournament, a First Four win over Texas Southern and the first-round win over the Boilermakers. It was just the second-ever win for a No. 16 seed over a No. 1 seed in tournament history. The year before Anderson's arrival, the Knights posted a 4-22 record.

Prior to FDU, Anderson had a highly successful coaching career at St. Thomas Aquinas, located less than 25 miles from Iona's New Rochelle Campus. In nine seasons, he turned STAC into a perennial Top 25 program in Division II after inheriting a team that won just five games prior to his hire. In total he led the Spartans to a 209-62 (.771) overall mark, earning five East Coast Conference regular season and six tournament titles. Anderson's STAC program reached the NCAA Division II tournament in each of his final seven seasons with an Elite 8 appearance in 2017 and Sweet 16 appearances in 2019, 2021 and 2022. A highlight of Anderson's first NCAA tournament season in 2015-16 was a 90-58, exhibition win over St. John's to open the campaign on November 4, 2015. Under Anderson, the Spartans posted a 128-30 (.810) mark in regular season ECC play. He was a four-time ECC Coach of the Year (2015, 2016, 2021, 2022) and five-time Metropolitan Basketball Writers Association

Division II Coach of the Year (2015, 2016, 2017, 2021, 2022).

Anderson got his first taste of Division I coaching, serving as an assistant at Iona's MAAC-rival Siena for two seasons from 2011-2013. Before his time at Siena, Anderson was an established head coach at the Division III level at Hamilton College and Clarkson University in upstate New York.

While at Hamilton, Anderson posted a 118-63 (.652) record in seven seasons. The Continentals reached the league tournament five times including a tournament championship and a trip to the NCAA D-III tournament. He guided his team to the second round of the NCAA tournament in 2006 and earned three regular season titles.

Anderson earned his first head coaching position at Clarkson University in Potsdam, NY. In his five years with the Golden Knights, he broke the school record for wins, with a 19-10 season in 2001-02. The team advanced to the ECAC regional championship game and was the third-most improved Division III men's basketball team from the previous season. Anderson's first team finished the 1999-00 season with a 14-12 record, the program's first winning season in 25 years and its first-ever post season bid.

To begin his coaching career, Anderson spent three years as an assistant coach; one year at Clarkson in 1996-97 and two years at Le Moyne College, from 1997-1999.

Anderson graduated from Wesleyan University in 1995 with a bachelor's degree in American Studies. He was a four-year starter, two-year captain, and is one of the top 10 leading scorers in school history. Anderson earned his master's in Athletic Administration from Florida State University in 1996. He is originally a native of Truro, Iowa. He and his wife Jodi have two children, Bryce and Alexa.

THE ANDERSON FILE

Year at Iona:	Second Season
Birth Date:	December 1, 1971
Age:	53
Hometown:	Truro, Iowa
Wife:	Jodi
Children:	Bryce and Alexa
High School:	Interstate 35 High School Truro, Iowa
College:	BA, Wesleyan University, 1995 MA, Florida State University, 1996

BASKETBALL COACHING EXPERIENCE

1996-97	Assistant Coach	Clarkson
1997-99	Assistant Coach	Le Moyne
1999-04	Head Coach	Clarkson
2004-11	Head Coach	Hamilton
2011-13	Assistant Coach	Siena
2013-22	Head Coach	St. Thomas Aquinas
2022-23	Head Coach	Fairleigh Dickinson
2023-Pres.	Head Coach	Iona University

AWARDS/ACCOLADES

2015	MBWA D-II Coach of the Year
2015	ECC Coach of the Year
2016	MBWA D-II Coach of the Year
2016	ECC Coach of the Year
2017	MBWA D-II Coach of the Year
2021	MBWA D-II Coach of the Year
2021	ECC Coach of the Year
2022	MBWA D-II Coach of the Year
2022	ECC Coach of the Year
2023	MBWA D-I Coach of the Year

TOBIN ANDERSON HEAD COACHING RECORD

Year	School	Conference	Overall	Conf. (Pl.)	Postseason
1999-00	Clarkson	Liberty	14-12	6-6	
2000-01	Clarkson	Liberty	7-18	3-11	
2001-02	Clarkson	Liberty	19-10	9-5	
2002-03	Clarkson	Liberty	11-14	6-8	
2003-04	Clarkson	Liberty	16-12	9-5	
2004-05	Hamilton	Liberty	15-11	-	
2005-06	Hamilton	Liberty	23-5	12-2 (1st)	NCAA Second Round
2006-07	Hamilton	Liberty	19-7	11-3 (1st)	
2007-08	Hamilton	Liberty	17-9	9-5	
2008-09	Hamilton	Liberty	18-7	12-2 (1st)	
2009-10	Hamilton	Liberty	10-14	6-8	
2010-11	Hamilton	Liberty	16-10	9-5	
2013-14	St. Thomas Aquinas	East Coast	15-14	9-11 (5th)	
2014-15	St. Thomas Aquinas	East Coast	21-11	17-3 (1st)	
2015-16	St. Thomas Aquinas	East Coast	27-5	18-2 (1st)	NCAA Second Round
2016-17	St. Thomas Aquinas	East Coast	28-6	15-3 (1st)	NCAA Elite Eight
2017-18	St. Thomas Aquinas	East Coast	26-7	15-3 (2nd)	NCAA First Round
2018-19	St. Thomas Aquinas	East Coast	25-7	15-3 (2nd)	NCAA Sweet 16
2019-20	St. Thomas Aquinas	East Coast	25-5	13-3 (2nd)	NCAA Tournament
2020-21	St. Thomas Aquinas	East Coast	14-2	9-1 (1st)	NCAA Sweet 16
2021-22	St. Thomas Aquinas	East Coast	28-5	17-1 (1st)	NCAA Sweet 16
2022-23	Fairleigh Dickinson	Northeast	21-16	10-6 (2nd)	NCAA Second Round
2023-24	Iona	MAAC	16-17	10-10	
2024-25	Iona	MAAC	13-16	10-8	
Clarkson (5 seas.)			67-66 (.504)	33-35 (.485)	
Hamilton (7 seas.)			118-63 (.652)	59-25 (.702)	
STAC (9 seas.)			209-62 (.771)	128-30 (.810)	
FDU (1 seas.)			21-16 (.568)	10-6 (.625)	
Iona (2 seas.)			29-33 (.468)	20-18 (.526)	
NCAA (24th seas.)			444-240 (.649)	250-114 (.687)	

CAREER STATISTICS FOR CURRENT PLAYERS

BARR, Jalen

				Field Goals		3-Point		F-Throws		Rebounds										Scoring	
SEASON	TEAM	GP-GS	MIN/AVG	FG-FGA	FG%	3FG-3FGA	3FG%	FT-FTA	FT%	OFF	DEF	TOT	AVG	PF-FO	A	TO	BLK	STL		PTS	AVG
2020-21	Flag	21-17	551/26.2	77-162	.475	6-21	.286	38-78	.487	48	115	163	7.8	68-2	14	35	28	31		198	9.4
2021-22	Flag	31-30	849/27.4	102-219	.466	10-35	.286	77-140	.550	81	164	245	7.9	101-3	43	56	41	44		291	9.4
2023-24	Flag	29-25	756/26.1	93-211	.441	5-34	.147	63-99	.636	62	131	193	6.7	87-2	59	67	26	44		254	8.8
2024-25	Iona	22-8	313/14.2	14-47	.298	0-5	.000	18-33	.545	21	38	59	2.7	57-2	11	20	11	13		46	2.1
TOTAL FOR Iona		22-8	313/14.2	14-47	.298	0-5	.000	18-33	.545	21	38	59	2.7	57-2	11	20	11	13		46	2.1
TOTAL		103-80	2469/24.0	286-639	.448	21-95	.221	196-350	.560	212	448	660	6.4	313-9	127	178	106	132		789	7.7

BOOCK, Tyruse

				Field Goals		3-Point		F-Throws		Rebounds										Scoring	
SEASON	TEAM	GP-GS	MIN/AVG	FG-FGA	FG%	3FG-3FGA	3FG%	FT-FTA	FT%	OFF	DEF	TOT	AVG	PF-FO	A	TO	BLK	STL		PTS	AVG
2024-25	Iona	2-0	2/1.2	0-0	.000	0-0	.000	0-0	.000	0	0	0	0.0	1-0	0	0	0	0		0	0.0
TOTAL		2-0	2/1.2	0-0	.000	0-0	.000	0-0	.000	0	0	0	0.0	1-0	0	0	0	0		0	0.0

BUNDY, Kernan

				Field Goals		3-Point		F-Throws		Rebounds										Scoring	
SEASON	TEAM	GP-GS	MIN/AVG	FG-FGA	FG%	3FG-3FGA	3FG%	FT-FTA	FT%	OFF	DEF	TOT	AVG	PF-FO	A	TO	BLK	STL		PTS	AVG
2024-25	Iona	26-5	401/15.4	28-72	.389	15-35	.429	15-18	.833	40	35	75	2.9	41-0	27	20	3	14		86	3.3
TOTAL		26-5	401/15.4	28-72	.389	15-35	.429	15-18	.833	40	35	75	2.9	41-0	27	20	3	14		86	3.3

EMUOBOR, Comeh

				Field Goals		3-Point		F-Throws		Rebounds										Scoring	
SEASON	TEAM	GP-GS	MIN/AVG	FG-FGA	FG%	3FG-3FGA	3FG%	FT-FTA	FT%	OFF	DEF	TOT	AVG	PF-FO	A	TO	BLK	STL		PTS	AVG
2023-24	UCF	10-0	59/5.9	7-20	.350	2-6	.333	3-4	.750	1	8	9	0.9	6-0	1	1	0	1		19	1.9
2024-25	Iona	24-5	320/13.3	35-88	.398	6-21	.286	21-29	.724	33	26	59	2.5	23-1	15	29	1	14		97	4.0
TOTAL FOR Iona		24-5	320/13.3	35-88	.398	6-21	.286	21-29	.724	33	26	59	2.5	23-1	15	29	1	14		97	4.0
TOTAL		34-5	378/11.1	42-108	.389	8-27	.296	24-33	.727	34	34	68	2.0	29-1	16	30	1	15		116	3.4

HOGARTH, Jacob

				Field Goals		3-Point		F-Throws		Rebounds										Scoring	
SEASON	TEAM	GP-GS	MIN/AVG	FG-FGA	FG%	3FG-3FGA	3FG%	FT-FTA	FT%	OFF	DEF	TOT	AVG	PF-FO	A	TO	BLK	STL		PTS	AVG
2024-25	Iona	17-1	136/8.0	9-27	.333	0-4	.000	2-4	.500	6	12	18	1.1	21-0	3	7	3	5		20	1.2
TOTAL		17-1	136/8.0	9-27	.333	0-4	.000	2-4	.500	6	12	18	1.1	21-0	3	7	3	5		20	1.2

JUNGERS, Luke

				Field Goals		3-Point		F-Throws		Rebounds										Scoring	
SEASON	TEAM	GP-GS	MIN/AVG	FG-FGA	FG%	3FG-3FGA	3FG%	FT-FTA	FT%	OFF	DEF	TOT	AVG	PF-FO	A	TO	BLK	STL		PTS	AVG
2022-23	UNO	32-2	558/17.4	71-190	.374	44-114	.386	37-46	.804	11	77	88	2.8	64-2	14	25	2	7		223	7.0
2023-24	UNO	7-0	83/11.9	9-30	.300	8-23	.348	5-7	.714	2	12	14	2.0	11-0	1	2	0	2		31	4.4
2024-25	Iona	26-14	490/18.8	55-133	.414	44-114	.386	8-13	.615	4	32	36	1.4	50-1	22	19	11	20		162	6.2
TOTAL FOR Iona		26-14	490/18.8	55-133	.414	44-114	.386	8-13	.615	4	32	36	1.4	50-1	22	19	11	20		162	6.2
TOTAL		65-16	1131/17.4	135-353	.382	96-251	.382	50-66	.758	17	121	138	2.1	125-3	37	46	13	29		416	6.4

MENARD, Justin

				Field Goals		3-Point		F-Throws		Rebounds										Scoring	
SEASON	TEAM	GP-GS	MIN/AVG	FG-FGA	FG%	3FG-3FGA	3FG%	FT-FTA	FT%	OFF	DEF	TOT	AVG	PF-FO	A	TO	BLK	STL		PTS	AVG
2024-25	Iona	26-8	583/22.4	46-139	.331	32-95	.337	23-27	.852	4	24	28	1.1	48-2	64	21	4	19		147	5.7
TOTAL		26-8	583/22.4	46-139	.331	32-95	.337	23-27	.852	4	24	28	1.1	48-2	64	21	4	19		147	5.7

CAREER STATISTICS FOR CURRENT PLAYERS

MICHIGAN, Josh

				Field Goals		3-Point		F-Throws		Rebounds									Scoring	
SEASON	TEAM	GP-GS	MIN/AVG	FG-FGA	FG%	3FG-3FGA	3FG%	FT-FTA	FT%	OFF	DEF	TOT	AVG	PF-FO	A	TO	BLK	STL	PTS	AVG
2024-25	Iona	7-0	41/5.8	4-4	1.000	0-0	.000	0-0	.000	3	3	6	0.9	8-0	2	2	0	1	8	1.1
TOTAL		7-0	41/5.8	4-4	1.000	0-0	.000	0-0	.000	3	3	6	0.9	8-0	2	2	0	1	8	1.1

MOUNDI, Yaphet

				Field Goals		3-Point		F-Throws		Rebounds									Scoring	
SEASON	TEAM	GP-GS	MIN/AVG	FG-FGA	FG%	3FG-3FGA	3FG%	FT-FTA	FT%	OFF	DEF	TOT	AVG	PF-FO	A	TO	BLK	STL	PTS	AVG
2024-25	Iona	27-14	527/19.5	87-168	.518	0-0	.000	57-112	.509	74	115	189	7.0	63-0	22	48	20	29	231	8.6
TOTAL		27-14	527/19.5	87-168	.518	0-0	.000	57-112	.509	74	115	189	7.0	63-0	22	48	20	29	231	8.6

NJIE JR., Adam

				Field Goals		3-Point		F-Throws		Rebounds									Scoring	
SEASON	TEAM	GP-GS	MIN/AVG	FG-FGA	FG%	3FG-3FGA	3FG%	FT-FTA	FT%	OFF	DEF	TOT	AVG	PF-FO	A	TO	BLK	STL	PTS	AVG
2024-25	Iona	28-23	803/28.7	123-303	.406	25-84	.298	51-70	.729	19	58	77	2.8	54-1	113	79	2	46	322	11.5
TOTAL		28-23	803/28.7	123-303	.406	25-84	.298	51-70	.729	19	58	77	2.8	54-1	113	79	2	46	322	11.5

REAVES, Dejour

				Field Goals		3-Point		F-Throws		Rebounds									Scoring	
SEASON	TEAM	GP-GS	MIN/AVG	FG-FGA	FG%	3FG-3FGA	3FG%	FT-FTA	FT%	OFF	DEF	TOT	AVG	PF-FO	A	TO	BLK	STL	PTS	AVG
2023-24	UNC	30-11	876/29.2	165-353	.467	46-121	.380	70-85	.824	20	84	104	3.5	41-0	42	44	4	38	446	14.9
2024-25	Iona	29-29	984/33.9	190-422	.450	45-142	.317	68-80	.850	44	112	156	5.4	50-0	55	47	7	62	493	17.0
TOTAL FOR Iona		29-29	984/33.9	190-422	.450	45-142	.317	68-80	.850	44	112	156	5.4	50-0	55	47	7	62	493	17.0
TOTAL		59-40	1860/31.5	355-775	.458	91-263	.346	138-165	.836	64	196	260	4.4	91-0	97	91	11	100	939	15.9

RUPERT, Clarence

				Field Goals		3-Point		F-Throws		Rebounds									Scoring	
SEASON	TEAM	GP-GS	MIN/AVG	FG-FGA	FG%	3FG-3FGA	3FG%	FT-FTA	FT%	OFF	DEF	TOT	AVG	PF-FO	A	TO	BLK	STL	PTS	AVG
2021-22	SP	30-7	402/13.4	54-117	.462	2-10	.200	22-42	.524	33	46	79	2.6	53-0	20	19	13	12	132	4.4
2022-23	SIU	33-23	524/15.9	84-130	.646	2-9	.222	21-52	.404	34	83	117	3.5	63-0	20	32	12	16	191	5.8
2023-24	SIU	31-30	644/20.8	97-173	.561	5-19	.263	32-56	.571	48	130	178	5.7	76-4	33	39	25	18	231	7.5
2024-25	Iona	25-19	567/22.7	58-126	.460	7-28	.250	32-55	.582	63	64	127	5.1	56-0	49	47	15	22	155	6.2
TOTAL FOR Iona		25-19	567/22.7	58-126	.460	7-28	.250	32-55	.582	63	64	127	5.1	56-0	49	47	15	22	155	6.2
TOTAL		119-79	2138/18.0	293-546	.537	16-66	.242	107-205	.522	178	323	501	4.2	248-4	122	137	65	68	709	6.0

WALLACE, Jojo

				Field Goals		3-Point		F-Throws		Rebounds									Scoring	
SEASON	TEAM	GP-GS	MIN/AVG	FG-FGA	FG%	3FG-3FGA	3FG%	FT-FTA	FT%	OFF	DEF	TOT	AVG	PF-FO	A	TO	BLK	STL	PTS	AVG
2024-25	Iona	11-0	77/7.0	10-36	.278	2-15	.133	0-0	.000	2	5	7	0.6	1-0	0	7	0	0	22	2.0
TOTAL		11-0	77/7.0	10-36	.278	2-15	.133	0-0	.000	2	5	7	0.6	1-0	0	7	0	0	22	2.0

WINBORNE, Christian

				Field Goals		3-Point		F-Throws		Rebounds									Scoring	
SEASON	TEAM	GP-GS	MIN/AVG	FG-FGA	FG%	3FG-3FGA	3FG%	FT-FTA	FT%	OFF	DEF	TOT	AVG	PF-FO	A	TO	BLK	STL	PTS	AVG
2022-23	SJU	30-3	668/22.3	53-173	.306	15-86	.174	59-88	.670	15	43	58	1.9	69-3	33	29	2	27	180	6.0
2023-24	SJU	4-0	55/13.7	6-11	.545	1-4	.250	0-1	.000	1	7	8	2.0	5-0	5	4	0	1	13	3.3
2024-25	Iona	15-7	260/17.3	20-69	.290	9-29	.310	10-12	.833	8	23	31	2.1	29-1	18	16	0	17	59	3.9
TOTAL FOR Iona		15-7	260/17.3	20-69	.290	9-29	.310	10-12	.833	8	23	31	2.1	29-1	18	16	0	17	59	3.9
TOTAL		49-10	983/20.1	79-253	.312	25-119	.210	69-101	.683	24	73	97	2.0	103-4	56	49	2	45	252	5.1

IONA SEASON/CAREER STATISTICS

Summary

Player	Season Statistics										Career Statistics									
	GP-GS	MIN/G	FG%	3FG%	FT%	R/G	A/G	STL	BLK	PTS/G	GP-GS	MIN/G	FG%	3FG%	FT%	R/G	A/G	STL	BLK	PTS/G
BARR, Jalen	22-8	14.2	.298	.000	.545	2.7	0.5	13	11	2.1	103-80	24.0	.448	.221	.560	6.4	1.2	132	106	7.7
BOOCK, Tyruse	2-0	1.2	.000	.000	.000	0.0	0.0	0	0	0.0	2-0	1.2	.000	.000	.000	0.0	0.0	0	0	0.0
BUNDY, Kernan	26-5	15.4	.389	.429	.833	2.9	1.0	14	3	3.3	26-5	15.4	.389	.429	.833	2.9	1.0	14	3	3.3
EMUOBOR, Comeh	24-5	13.3	.398	.286	.724	2.5	0.6	14	1	4.0	34-5	11.1	.389	.296	.727	2.0	0.5	15	1	3.4
HOGARTH, Jacob	17-1	8.0	.333	.000	.500	1.1	0.2	5	3	1.2	17-1	8.0	.333	.000	.500	1.1	0.2	5	3	1.2
JUNGERS, Luke	26-14	18.8	.414	.386	.615	1.4	0.8	20	11	6.2	65-16	17.4	.382	.382	.758	2.1	0.6	29	13	6.4
MENARD, Justin	26-8	22.4	.331	.337	.852	1.1	2.5	19	4	5.7	26-8	22.4	.331	.337	.852	1.1	2.5	19	4	5.7
MICHIGAN, Josh	7-0	5.8	1.000	.000	.000	0.9	0.3	1	0	1.1	7-0	5.8	1.000	.000	.000	0.9	0.3	1	0	1.1
MOUNDI, Yaphet	27-14	19.5	.518	.000	.509	7.0	0.8	29	20	8.6	27-14	19.5	.518	.000	.509	7.0	0.8	29	20	8.6
NJIE JR., Adam	28-23	28.7	.406	.298	.729	2.8	4.0	46	2	11.5	28-23	28.7	.406	.298	.729	2.8	4.0	46	2	11.5
PATTERSON, James	15-12	23.1	.350	.224	.767	5.9	0.9	28	5	9.5	76-70	24.9	.419	.328	.779	7.4	1.1	133	16	17.3
REAVES, Dejour	29-29	33.9	.450	.317	.850	5.4	1.9	62	7	17.0	59-40	31.5	.458	.346	.836	4.4	1.6	100	11	15.9
RUPERT, Clarence	25-19	22.7	.460	.250	.582	5.1	2.0	22	15	6.2	119-79	18.0	.537	.242	.522	4.2	1.0	68	65	6.0
WALLACE, Jojo	11-0	7.0	.278	.133	.000	0.6	0.0	0	0	2.0	11-0	7.0	.278	.133	.000	0.6	0.0	0	0	2.0
WINBORNE, Christian	15-7	17.3	.290	.310	.833	2.1	1.2	17	0	3.9	49-10	20.1	.312	.210	.683	2.0	1.1	45	2	5.1

Scoring

Player	Season Statistics									Career Statistics								
	FG-FGA	FG%	3FG-3FGA	3FG%	FT-FTA	FT%	PTS	PTS/G		FG-FGA	FG%	3FG-3FGA	3FG%	FT-FTA	FT%	PTS	PTS/G	
BARR, Jalen	14-47	.298	0-5	.000	18-33	.545	46	2.1		286-639	.448	21-95	.221	196-350	.560	789	7.7	
BOOCK, Tyruse	0-0	.000	0-0	.000	0-0	.000	0	0.0		0-0	.000	0-0	.000	0-0	.000	0	0.0	
BUNDY, Kernan	28-72	.389	15-35	.429	15-18	.833	86	3.3		28-72	.389	15-35	.429	15-18	.833	86	3.3	
EMUOBOR, Comeh	35-88	.398	6-21	.286	21-29	.724	97	4.0		42-108	.389	8-27	.296	24-33	.727	116	3.4	
HOGARTH, Jacob	9-27	.333	0-4	.000	2-4	.500	20	1.2		9-27	.333	0-4	.000	2-4	.500	20	1.2	
JUNGERS, Luke	55-133	.414	44-114	.386	8-13	.615	162	6.2		135-353	.382	96-251	.382	50-66	.758	416	6.4	
MENARD, Justin	46-139	.331	32-95	.337	23-27	.852	147	5.7		46-139	.331	32-95	.337	23-27	.852	147	5.7	
MICHIGAN, Josh	4-4	1.000	0-0	.000	0-0	.000	8	1.1		4-4	1.000	0-0	.000	0-0	.000	8	1.1	
MOUNDI, Yaphet	87-168	.518	0-0	.000	57-112	.509	231	8.6		87-168	.518	0-0	.000	57-112	.509	231	8.6	
NJIE JR., Adam	123-303	.406	25-84	.298	51-70	.729	322	11.5		123-303	.406	25-84	.298	51-70	.729	322	11.5	
PATTERSON, James	49-140	.350	11-49	.224	33-43	.767	142	9.5		434-1037	.419	89-271	.328	360-462	.779	1317	17.3	
REAVES, Dejour	190-422	.450	45-142	.317	68-80	.850	493	17.0		355-775	.458	91-263	.346	138-165	.836	939	15.9	
RUPERT, Clarence	58-126	.460	7-28	.250	32-55	.582	155	6.2		293-546	.537	16-66	.242	107-205	.522	709	6.0	
WALLACE, Jojo	10-36	.278	2-15	.133	0-0	.000	22	2.0		10-36	.278	2-15	.133	0-0	.000	22	2.0	
WINBORNE, Christian	20-69	.290	9-29	.310	10-12	.833	59	3.9		79-253	.312	25-119	.210	69-101	.683	252	5.1	

Totals

Player	Season Statistics									Career Statistics								
	O-REB	D-REB	TOTAL	PF	FO	A	TO	A/TO		O-REB	D-REB	TOTAL	PF	FO	A	TO	A/TO	
BARR, Jalen	21	38	59	57	2	11	20	0.6		212	448	660	313	9	127	178	0.7	
BOOCK, Tyruse	0	0	0	1	0	0	0	0.0		0	0	0	1	0	0	0	0.0	
BUNDY, Kernan	40	35	75	41	0	27	20	1.4		40	35	75	41	0	27	20	1.4	
EMUOBOR, Comeh	33	26	59	23	1	15	29	0.5		34	34	68	29	1	16	30	0.5	
HOGARTH, Jacob	6	12	18	21	0	3	7	0.4		6	12	18	21	0	3	7	0.4	
JUNGERS, Luke	4	32	36	50	1	22	19	1.2		17	121	138	125	3	37	46	0.8	
MENARD, Justin	4	24	28	48	2	64	21	3.0		4	24	28	48	2	64	21	3.0	
MICHIGAN, Josh	3	3	6	8	0	2	2	1.0		3	3	6	8	0	2	2	1.0	
MOUNDI, Yaphet	74	115	189	63	0	22	48	0.5		74	115	189	63	0	22	48	0.5	
NJIE JR., Adam	19	58	77	54	1	113	79	1.4		19	58	77	54	1	113	79	1.4	
PATTERSON, James	41	48	89	35	0	13	38	0.3		204	359	563	162	1	84	197	0.4	
REAVES, Dejour	44	112	156	50	0	55	47	1.2		64	196	260	91	0	97	91	1.1	
RUPERT, Clarence	63	64	127	56	0	49	47	1.0		178	323	501	248	4	122	137	0.9	
WALLACE, Jojo	2	5	7	1	0	0	7	0.0		2	5	7	1	0	0	7	0.0	
WINBORNE, Christian	8	23	31	29	1	18	16	1.1		24	73	97	103	4	56	49	1.1	

SEASON/CAREER HIGHS

1 • JACOB HOGARTH		
Season High		Career High
4, vs. Ind. St. (11/30/24)	PTS	4, vs. Ind. St. (11/30/24)
5, vs. CORN (11/25/24)	REB	5, vs. CORN (11/25/24)
2, vs. Ind. St. (11/30/24)	FG	2, vs. Ind. St. (11/30/24)
0	3FG	0
2, vs. Rice (12/1/24)	FT	2, vs. Rice (12/1/24)
1, 3x (vs. Rice, 12/1/24)	AST	1, 3x (vs. Rice, 12/1/24)
2, vs. Rice (12/1/24)	BLK	2, vs. Rice (12/1/24)
2, vs. Ind. St. (11/30/24)	STL	2, vs. Ind. St. (11/30/24)
20, at WVU (11/20/24)	MIN	20, at WVU (11/20/24)

2 • ADAM NJIE JR.		
Season High		Career High
23, at RID (1/23/25)	PTS	23, at RID (1/23/25)
6, 3x (vs. CAN, 1/16/25)	REB	6, 3x (vs. CAN, 1/16/25)
8, 2x (vs. Rice, 12/1/24)	FG	8, 2x (vs. Rice, 12/1/24)
3, 4x (vs. QUI, 2/16/25)	3FG	3, 4x (vs. QUI, 2/16/25)
6, 2x (at RID, 1/23/25)	FT	6, 2x (at RID, 1/23/25)
12, vs. RID (2/14/25)	AST	12, vs. RID (2/14/25)
1, 2x (vs. QUI, 2/16/25)	BLK	1, 2x (vs. QUI, 2/16/25)
5, at SIE (1/5/25)	STL	5, at SIE (1/5/25)
37, vs. UVM (11/15/24)	MIN	37, vs. UVM (11/15/24)

3 • DEJOUR REAVES		
Season High		Career High
30, vs. Ind. St. (11/30/24)	PTS	30, 2x (vs. Ind. St., 11/30/24)
11, vs. MAN (2/21/25)	REB	11, vs. MAN (2/21/25)
12, vs. CAN (1/16/25)	FG	12, 2x (vs. CAN, 1/16/25)
6, vs. Ind. St. (11/30/24)	3FG	6, vs. Ind. St. (11/30/24)
9, vs. SPU (12/8/24)	FT	9, 2x (vs. SPU, 12/8/24)
5, at PRIN (11/4/24)	AST	6, at UNA (3/4/24)
1, 7x (vs. MAN, 2/21/25)	BLK	1, 11x (vs. MAN, 2/21/25)
6, 2x (vs. QUI, 2/16/25)	STL	6, 2x (vs. QUI, 2/16/25)
45, vs. MRMK (2/23/25)	MIN	45, vs. MRMK (2/23/25)

4 • CLARENCE RUPERT		
Season High		Career High
20, at HOF (11/8/24)	PTS	20, at HOF (11/8/24)
12, vs. MRMK (2/23/25)	REB	12, vs. MRMK (2/23/25)
5, 4x (at RID, 1/23/25)	FG	7, at WSU (12/16/23)
2, at COLG (12/22/24)	3FG	2, at COLG (12/22/24)
9, at HOF (11/8/24)	FT	9, at HOF (11/8/24)
5, at COLG (12/22/24)	AST	5, at COLG (12/22/24)
2, 4x (vs. RID, 2/14/25)	BLK	4, vs. UIC (12/30/23)
3, 2x (vs. NIA, 2/28/25)	STL	3, 6x (vs. NIA, 2/28/25)
34, vs. SPU (12/8/24)	MIN	34, vs. SPU (12/8/24)

5 • TYRUSE BOOCK		
Season High		Career High
0	PTS	0
0	REB	0
0	FG	0
0	3FG	0
0	FT	0
0	AST	0
0	BLK	0
0	STL	0
1, 2x (vs. FFD, 2/2/25)	MIN	1, 2x (vs. FFD, 2/2/25)

7 • LUKE JUNGERS		
Season High		Career High
16, vs. SIE (1/25/25)	PTS	27, at S.Dak (1/21/23)
4, at FFD (1/10/25)	REB	6, 2x (vs. UMKC, 3/3/23)
5, 6x (vs. MRMK, 2/23/25)	FG	8, at S.Dak (1/21/23)
5, vs. MRMK (2/23/25)	3FG	6, at S.Dak (1/21/23)
2, 3x (vs. MAN, 2/21/25)	FT	6, vs. South (11/26/22)
4, vs. MRMK (2/23/25)	AST	4, vs. MRMK (2/23/25)
2, 3x (vs. MAN, 2/21/25)	BLK	2, 3x (vs. MAN, 2/21/25)
3, vs. QUI (2/16/25)	STL	3, vs. QUI (2/16/25)
42, vs. MRMK (2/23/25)	MIN	42, vs. MRMK (2/23/25)

8 • CHRISTIAN WINBORNE		
Season High		Career High
10, vs. MAR (1/3/25)	PTS	19, vs. FDU (12/3/22)
4, at RID (1/23/25)	REB	5, at TEMP (12/6/22)
3, 2x (vs. CAN, 1/16/25)	FG	6, vs. FDU (12/3/22)
3, vs. CAN (1/16/25)	3FG	3, 2x (vs. CAN, 1/16/25)
3, vs. MAR (1/3/25)	FT	8, 2x (vs. Loy (III.), 3/7/23)
3, 2x (vs. QUI, 1/12/25)	AST	4, 2x (at Loy (III.), 2/8/23)
0	BLK	1, 2x (vs. Loy (III.), 1/14/23)
3, 4x (at RID, 1/23/25)	STL	4, vs. LAF (11/14/22)
28, at COLG (12/22/24)	MIN	34, at TEMP (12/6/22)

10 • COMEH EMUOBOR		
Season High		Career High
20, vs. MRMK (2/23/25)	PTS	20, vs. MRMK (2/23/25)
9, vs. MRMK (2/23/25)	REB	9, vs. MRMK (2/23/25)
8, vs. MRMK (2/23/25)	FG	8, vs. MRMK (2/23/25)
2, 2x (vs. MRMK, 2/23/25)	3FG	2, 2x (vs. MRMK, 2/23/25)
4, vs. FFD (2/2/25)	FT	4, vs. FFD (2/2/25)
2, 3x (vs. MAN, 2/21/25)	AST	2, 3x (vs. MAN, 2/21/25)
1, vs. RID (2/14/25)	BLK	1, vs. RID (2/14/25)
3, vs. MSM (2/6/25)	STL	3, vs. MSM (2/6/25)
40, vs. MRMK (2/23/25)	MIN	40, vs. MRMK (2/23/25)

12 • JOSH MICHIGAN		
Season High		Career High
8, at SHU (12/6/24)	PTS	8, at SHU (12/6/24)
3, at SHU (12/6/24)	REB	3, at SHU (12/6/24)
4, at SHU (12/6/24)	FG	4, at SHU (12/6/24)
0	3FG	0
0	FT	0
1, 2x (vs. CAN, 1/16/25)	AST	1, 2x (vs. CAN, 1/16/25)
0	BLK	0
1, vs. CAN (1/16/25)	STL	1, vs. CAN (1/16/25)
19, at SHU (12/6/24)	MIN	19, at SHU (12/6/24)

23 • JOJO WALLACE		
Season High		Career High
7, at HOF (11/8/24)	PTS	7, at HOF (11/8/24)
3, 2x (vs. TARL, 11/29/24)	REB	3, 2x (vs. TARL, 11/29/24)
3, at HOF (11/8/24)	FG	3, at HOF (11/8/24)
1, 2x (vs. TARL, 11/29/24)	3FG	1, 2x (vs. TARL, 11/29/24)
0	FT	0
0	AST	0
0	BLK	0
0	STL	0
22, at WVU (11/20/24)	MIN	22, at WVU (11/20/24)

24 • JUSTIN MENARD		
Season High		Career High
13, 2x (vs. QUI, 2/16/25)	PTS	13, 2x (vs. QUI, 2/16/25)
3, 4x (vs. RID, 2/14/25)	REB	3, 4x (vs. RID, 2/14/25)
4, 3x (vs. QUI, 2/16/25)	FG	4, 3x (vs. QUI, 2/16/25)
3, 3x (vs. QUI, 1/12/25)	3FG	3, 3x (vs. QUI, 1/12/25)
6, vs. MAR (2/8/25)	FT	6, vs. MAR (2/8/25)
6, 2x (vs. MRMK, 2/23/25)	AST	6, 2x (vs. MRMK, 2/23/25)
1, 4x (vs. RID, 2/14/25)	BLK	1, 4x (vs. RID, 2/14/25)
3, 2x (vs. SIE, 1/25/25)	STL	3, 2x (vs. SIE, 1/25/25)
33, 2x (vs. MSM, 2/6/25)	MIN	33, 2x (vs. MSM, 2/6/25)

25 • KERNAN BUNDY		
Season High		Career High
8, 3x (at RID, 1/23/25)	PTS	8, 3x (at RID, 1/23/25)
8, vs. Ind. St. (11/30/24)	REB	8, vs. Ind. St. (11/30/24)
3, 3x (at RID, 1/23/25)	FG	3, 3x (at RID, 1/23/25)
2, 3x (at RID, 1/23/25)	3FG	2, 3x (at RID, 1/23/25)
4, at HOF (11/8/24)	FT	4, at HOF (11/8/24)
4, vs. MAN (2/21/25)	AST	4, vs. MAN (2/21/25)
1, 3x (vs. RID, 2/14/25)	BLK	1, 3x (vs. RID, 2/14/25)
3, vs. CORN (11/25/24)	STL	3, vs. CORN (11/25/24)
27, vs. DEL (11/12/24)	MIN	27, vs. DEL (11/12/24)

32 • YAPHET MOUNDI		
Season High		Career High
25, vs. FFD (2/2/25)	PTS	25, vs. FFD (2/2/25)
20, vs. FFD (2/2/25)	REB	20, vs. FFD (2/2/25)
9, vs. RID (2/14/25)	FG	9, vs. RID (2/14/25)
0	3FG	0
9, vs. FFD (2/2/25)	FT	9, vs. FFD (2/2/25)
4, vs. NIA (2/28/25)	AST	4, vs. NIA (2/28/25)
4, vs. HARV (12/29/24)	BLK	4, vs. HARV (12/29/24)
5, vs. CORN (11/25/24)	STL	5, vs. CORN (11/25/24)
30, vs. MAN (2/21/25)	MIN	30, vs. MAN (2/21/25)

33 • JALEN BARR		
Season High		Career High
10, vs. CORN (11/25/24)	PTS	22, vs. Lander (2/28/24)
9, 3x (vs. MRMK, 2/23/25)	REB	19, vs. Colomb. St. (2/5/22)
3, vs. CORN (11/25/24)	FG	10, vs. Lander (2/28/24)
0	3FG	2, 3x (vs. Lander, 2/28/24)
4, vs. CORN (11/25/24)	FT	9, vs. Colomb. St. (2/5/22)
2, 3x (vs. CAN, 1/16/25)	AST	5, 2x (at USC Beau, 2/24/24)
2, 2x (vs. SPU, 12/8/24)	BLK	4, 2x (at Colomb. St., 1/5/22)
5, vs. TARL (11/29/24)	STL	5, 4x (vs. TARL, 11/29/24)
24, vs. SPU (12/8/24)	MIN	37, 2x (vs. N.Ga., 3/1/22)

THE LAST TIME... (TEAM STATISTICS)

The Last Time	Iona	Gms Since	Opponent	Gms Since
Game Duration				
Played in Overtime	Merrimack 77, Iona 70 (2/23/25)	2	Merrimack 77, Iona 70 (1/20/23)	2
Won in Overtime	Iona 70, Mount St. Mary's 67 (2/6/25)	7	Merrimack 77, Iona 70 (2/29/20)	2
Played in Double Overtime	Iona 87, Quinnipiac 82 2OT (2/2/18)	222	Iona 87, Quinnipiac 82 2OT (2/2/18)	222
Won in Double Overtime	Iona 87, Quinnipiac 82 2OT (2/2/18)	222	Manhattan 74, Iona 73 2OT (2/14/13)	389
Played in Triple Overtime	Canisius 90, Iona 88 3OT (1/30/05)	651	Canisius 90, Iona 88 3OT (1/30/05)	651
Won in Triple Overtime	Never (0-2)		Canisius 90, Iona 88 3OT (1/30/05)	651
Ranked Opponent				
Beat a Ranked Opponent	Iona 72, No. 10 Alabama 68 (11/25/21)	125		
Played a Ranked Opponent	No. 18 Colorado 85, Iona 68 (11/26/23)	57		
Score Margin				
Won by 15-19 points	19, Iona 70, Siena 51 (1/26/24)	44	16, Cornell 84, Iona 68 (11/25/24)	24
Won by 20-29 points	23, Iona 87, Fairfield 64 (2/2/25)	8	21, Manhattan 76, Iona 55 (1/31/25)	9
Won by 30-39 points	33, Iona 93, Siena 60 (2/26/23)	69	31, Louisville 67, Iona 36 (12/29/07)	566
Won by 40-49 points	44, Iona 105, Bucknell 61 (12/2/00)	787	43, West Virginia 86, Iona 43 (11/20/24)	25
Won by 50 points or more	50, Iona 126, Delaware State 76 (11/26/14)	343	50, No. 1 UConn 104, Iona 54 (12/20/03)	693
Score Total				
Scored 100 points or more	103, Iona 103, Monmouth 84 (1/3/19)	199	100, Niagara 100, Iona 91 (2/29/20)	153
Scored 90-99 points	94, Iona 94, Rider 93 (2/4/24)	42	90, Hofstra 90, Iona 76 (11/8/24)	22
Scored 80-89 points	87, Iona 87, Fairfield 64 (2/2/25)	8	83, Sacred Heart 83, Iona 59 (12/6/24)	20
Scored less than 60 points	55, Manhattan 76, Iona 55 (1/31/25)	9	51, Iona 62, Tarleton State 51 (11/29/24)	23
Scored less than 50 points	43, West Virginia 86, Iona 43 (11/20/24)	25	48, Iona 72, Quinnipiac 48 (3/9/21)	135
Scored less than 40 points	39, Manhattan 52, Iona 39 (2/9/09)	522	39, Iona 62, Loyola (Md.) 39 (3/7/03)	701
Both teams scored less than 60	Saint Peter's 59, Iona 53 (2/18/24)	38		
Both teams scored less than 50	Iona 49, Saint Peter's 48 (2/28/10)	486		
Field Goal Percentage				
Shot 70.0% or better from the floor	70.0%, vs. Wagner (12/3/02)	724		
Shot 60.0-69.9% from the floor	64.7%, at Canisius (2/10/23)	74	60.8%, at Colorado (11/26/23)	57
Shot 55.0-59.9% from the floor	57.1%, at Saint Peter's (2/19/23)	71	55.4%, at Princeton (11/4/24)	29
Shot 30-35.0% from the floor	33.3%, vs. Marist (1/3/25)	16	30.2%, vs. Manhattan (2/21/25)	3
Shot 25.0-29.9% from the floor	27.7%, vs. Saint Joseph's (12/16/23)	52	27.6%, at Saint Peter's (2/19/23)	71
Shot less than 25.0% from the floor	23.7%, at West Virginia (11/20/24)	25	23.7%, vs. St. Bonaventure (11/19/04)	668
Three Point Field Goals				
Made 24 or more three-point FGs	24, vs. Delaware State (11/26/14)*	343	Never	
Made 20-23 three-point FGs	20, at Holy Cross (12/19/17)	234	Never	
Made 19 three-point FG	19, vs. Fairfield (12/1/15)	309	Never	
Made 19 three-point FG	19, vs. Monmouth (3/8/15)	315		
Made 18 three-point FG	18, vs. Liberty (12/18/12)	406	Never	
Made 18 three-point FG	18, at Albany (11/23/10)	480		
Made 17 three-point FG	17, vs. Monmouth (1/26/20)	163	17, at Colorado (12/29/19)	171
Made 16 three-point FG	16, vs. Rider (1/14/18)	227	16, vs. Fairfield (1/5/19)	198
Made 15 three-point FG	15, vs. North Carolina (3/22/19)	178	15, at West Virginia (11/20/24)	25
Made 10-14 three-point FG	11, vs. Merrimack (2/23/25)	2	10, at Marist (2/8/25)	6
Did not make a three-pt. FG	0-10, at Marist (12/5/08)	541	0-12, vs. St. John's (12/17/17)	235
Free Throws				
Attempted 50 or more FT	50 (38-50), at Marist (1/28/05)	652	54 (38-54), vs. Niagara (3/6/04)	671
Attempted 40 or more FT	41 (24-41), vs. Marist (11/29/23)	56	42 (28-42), vs. Marist (11/29/23)	56
Made 35 or more FT	38 (38-50), at Marist (1/28/05)	652	38 (38-50), vs. Niagara (3/6/04)	671
Made 30 or more FT	32 (32-42), vs. Harvard (11/13/21)	157	32 (32-45), vs. Seattle (12/23/22)	86
Rebounds				
Had 55 or more rebounds	58, vs. Delaware (11/12/24)	27	56, at Niagara (12/29/17)	232
Had 50-54 rebounds	52, vs. Manhattan (2/21/25)	3	52, vs. North Carolina (3/22/19)	178
Had 45-49 rebounds	45, vs. Merrimack (2/23/25)	2	47, vs. Quinnipiac (1/12/25)	13
Had 40-44 rebounds	42, vs. Fairfield (2/2/25)	8	40, vs. Manhattan (2/21/25)	3
Had 25 or less rebounds	22, at Quinnipiac (2/16/25)	4	22, at Marist (2/8/25)	6
Assists				
Had 35 or more assists	35, vs. Delaware State (11/26/14)*	343		
Had 30-34 assists	34, vs. Niagara (1/4/14)	369	30, at Yale (12/22/18)	201
Had 28-29 assists	29, vs. Marist (2/8/15)	324	28, at UConn (12/20/03)	693
Had 25-27 assists	25, vs. Rider (2/14/25)	5	27, at Manhattan (3/7/24)	33
Had 20-24 assists	21, vs. Manhattan (2/16/24)	39	22, vs. Cornell (11/25/24)	24
Steals				
Made 15-19 steals	16, at Siena (1/5/25)	15	16, at Monmouth (1/5/20)	169
Made 20 or more steals	20, at Loyola Maryland (1/6/08)	563	19, vs. Wagner (12/4/01)	753
Turnovers				
Had 25 or more turnovers	27, vs. Monmouth (2/19/21)	137	25, at Siena (1/5/25)	15
Had 20-24 turnovers	21, at West Virginia (11/20/24)	25	21, at Quinnipiac (2/16/25)	4
Had 6-10 turnovers	8, vs. Rider (2/14/25)	5	10, vs. Manhattan (2/21/25)	3
Had 5 or less turnovers	3, vs. Rider (2/4/24)	42	5, at Niagara (2/6/22)	108
Blocks				
Blocked 10 or more shots	11, vs. Quinnipiac (1/29/23)	77	11, at West Virginia (11/20/24)	25
Double Digit Scorers				
Seven or more players	vs. Niagara (1/4/14)	369		
Six players	vs. Marist (1/18/19)	195		
Five players	vs. Mount St. Mary's (1/14/24)	47	vs. Rider (2/14/25)	5
Zero Players	vs. Siena (12/7/09)	508	vs. Quinnipiac (3/9/21)	135

THE LAST TIME AN IONA PLAYER...

Points Scored

Scored 50 or more	50 – Warren Issac vs. Bates (Dec. 18, 1964)
Scored 45-49 points	45 – A.J. English vs. Monmouth (Jan. 15, 2016)
Scored 40-44 points	40 – Rickey McGill at Rider (Feb. 25, 2018)
Scored 35-39 points	35 – Greg Gordon vs. Fairfield (Feb. 2, 2024)
Scored 30-34 points	30 – Dejour Reaves vs. Indiana State (Nov. 30, 2024)
Scored 25-29 points	26 – Dejour Reaves vs. Merrimack (Feb. 23, 2025)
Scored back-to-back 30+ point efforts	A.J. English at Monmouth, at Siena (Feb. 19-22, 2015)
Two players had at least 30 points	Mike Glover (34) and Scott Machado (33) vs. Saint Joseph's (Nov. 23, 2011)
Two players had at least 20 points	Dejour Reaves (24) and Adam Njie Jr. (20) at Marist (Feb. 8, 2025)
Three players had at least 20 points	Asante Gist (23), Tajuan Agee (21), E.J. Crawford (21) vs. Princeton (Dec. 17, 2019)

Three-Point Field Goals

Hit more than 10 3-point field goals	13 – A.J. English vs. Fairfield (Dec. 1, 2015) (School/MAAC Record)
Hit 10 3-point field goals	10 – Sean Armand vs. Siena (Jan. 3, 2012)
Hit 9 3-point field goals	9 – Isaiah Williams vs. Monmouth (Mar. 8, 2015)
Hit 8 3-point field goals	8 – Deyshonee Much at Canisius (Feb. 5, 2016)
Hit 7 3-point field goals	7 – Wheza Panzo vs. Manhattan (Feb. 16, 2023)
Hit 6 3-point field goals	6 – Dejour Reaves vs. Indiana State (Nov. 30, 2024)
Hit 5 3-point field goals	5 – Luke Jungers vs. Merrimack (Feb. 23, 2025)

Free Throws

Made at least 10 free throws	11 – Jeremiah Quigley vs. Rider (Feb. 4, 2024)
Made at least 15 free throws	16 – Devon Clarke at Fairfield (Dec. 7, 2008)

Rebounds

Had 20 or more rebounds	20 – Yaphet Moundi vs. Fairfield (Feb. 2, 2025)
Had 18-19 rebounds	18 – Yaphet Moundi vs. Delaware (Nov. 12, 2024)
Had 17 rebounds	17 – Nelly Jr. Joseph vs. Manhattan (Feb. 17, 2023)
Had 15-16 rebounds	15 – James Patterson vs. Harvard (Dec. 29, 2024)
Two players had 10 rebounds or more	Yaphet Moundi (14), Dejour Reaves (11) vs. Manhattan (Feb. 21, 2025)
Three players had 10 rebounds or more	Berrick JeanLouis (11), Dylan van Eyck (10), Osborn Shema (10) vs. Quinnipiac (Mar. 9, 2021)

Assists

Had 17 or more assists	17 – Danny Doyle vs. Fairfield (Feb. 19, 1994) (school record)
Had 16 assists	16 – Scott Machado vs. Manhattan (Jan. 12, 2012)
Had 15 assists	15 – Scott Machado vs. Nevada (Feb. 18, 2012)
Had 14 assists	14 – Rickey McGill vs. Canisius (Jan. 8, 2017)
Had 13 assists	13 – A.J. English vs. Monmouth (Feb. 14, 2014)
Had 12 assists	12 – Adam Njie Jr. vs. Rider (Feb. 14, 2025)
Had 11 assists	11 – Dylan van Eyck at Marist (Dec. 1, 2021)
Had 10 assists	10 – Daniss Jenkins vs. Marist (Mar. 5, 2023)
Had back-to-back 10+ assist efforts	Scott Machado 2 gms (Dec. 21-29, 2011)
Had three straight 10+ assist efforts	Scott Machado 5 gms (Nov. 17-28, 2011)
Had four straight 10+ assist efforts	Scott Machado 5 gms (Nov. 17-28, 2011)
Had five straight 10+ assist efforts	Scott Machado 5 gms (Nov. 17-28, 2011)

Steals

Had 10 or more steals	10 – Ricky Soliver vs. Portland State (Nov. 25, 2005)
Had 9 steals	9 – Ricky Rivers vs. Akron (Dec. 4, 1993)
Had 8 steals	8 – Ricky Soliver at Rider (Feb. 11, 2006)
Had 7 steals	7 – Walter Clayton Jr. vs. Siena (Feb. 26, 2023)
Had 6 steals	6 – Dejour Reaves vs. Quinnipiac (Feb. 16, 2025)
Had 5 steals	5 – Adam Njie Jr. at Siena (Jan. 5, 2025)

Blocks

Had 10 or more blocks	11 – Nakiea Miller vs. Fairfield (Mar. 5, 2000)
Had 9 blocks	9 – Greg Jenkins vs. Manhattan (Jan. 25, 2004)
Had 8 blocks	8 – Nakiea Miller vs. St. Francis NY (Nov. 28, 2000)
Had 7 blocks	7 – Isaiah Williams at Manhattan (Feb. 28, 2014)
Had 6 blocks	6 – Nelly Jr. Joseph at Hofstra (Nov. 11, 2022)
Had 5 blocks	5 – Nelly Jr. Joseph vs. Marist (Jan. 2, 2022)

Double-Doubles

Registered a double-double	Dejour Reaves (18p/11r), Yaphet Moundi (12p/14r) vs. Manhattan (Feb. 21, 2025)
Back-to-back double-doubles	Yaphet Moundi 2 gms (Feb. 2-6, 2025)
Three straight double-doubles	Greg Gordon 3 gms (Jan. 21-Feb.2, 2024)
Four straight double-doubles	Nelly Jr. Joseph 11 gms (Dec. 25, 2022-Feb.5, 2023)
Five straight double-doubles	Nelly Jr. Joseph 11 gms (Dec. 25, 2022-Feb.5, 2023)
Ten straight double-doubles	Nelly Jr. Joseph 11 gms (Dec. 25, 2022-Feb.5, 2023)
Eleven straight double-doubles	Nelly Jr. Joseph 11 gms (Dec. 25, 2022-Feb.5, 2023)
At least two players had a double-double	Dejour Reaves (18p/11r), Yaphet Moundi (12p/14r) vs. Manhattan (Feb. 21, 2025)
Three or more players had a double-double	Mike Glover (13p/12r), Taaj Ridley (16p/12r), Scott Machado (14p/11a) vs. Purdue (Nov. 17, 2011)

IONA'S TRIPLE-DOUBLES...

Nakiea Miller (14p/10r/11b) vs. Fairfield (Mar. 5, 2000)
Scott Machado (10p/11r/10a) vs. Marist (Feb. 12, 2012)
Isaiah Washington (14p/10r/11a) at Canisius (Feb. 27, 2020)

GAELS BY THE NUMBERS... (UNDER TOBIN ANDERSON IN PARENTHESIS)

Iona Record:

Overall	13-16 (29-33)
MAAC	10-8 (20-18)
At the Hynes Athletics Center	6-7 (15-12)
On the Road	6-7 (11-15)
Neutral Sites	1-2 (3-6)
MAAC Home Games	5-4 (11-8)
MAAC Away Games	5-4 (9-10)
MAAC Neutral Games	0-0 (0-0)
Leading at the half	10-5 (21-8)
Trailing at the half	3-8 (6-21)
Tied at the half	0-3 (2-4)
Overtime	1-1 (1-1)
After a win	5-7 (11-17)
After a loss	8-9 (18-16)

Day of the Week:

Sunday	4-5 (8-11)
Monday	0-2 (0-4)
Tuesday	0-1 (1-2)
Wednesday	0-1 (1-4)
Thursday	3-0 (4-1)
Friday	4-6 (11-9)
Saturday	2-1 (4-2)

Month:

November	2-6 (4-11)
December	2-3 (6-5)
January	4-4 (7-7)
February	5-3 (9-7)
March	0-0 (3-3)

Tip-off Time:

Day games	6-6 (13-14)
Night games (after 5 p.m.)	7-10 (16-19)

When Iona Scores

Less than 50 points	0-1 (0-1)
50-59 points	0-3 (0-7)
60-69 points	4-6 (8-15)
70-79 points	7-4 (13-7)
80-89 points	2-2 (6-3)
90-99 points	0-0 (2-0)
More than 99 points	0-0 (0-0)

When Opponent Scores:

Less than 50 points	0-0 (0-0)
50-59 points	2-0 (7-1)
60-69 points	8-4 (14-8)
70-79 points	3-6 (5-12)
80-89 points	0-5 (2-10)
90-99 points	0-1 (1-2)
More than 99 points	0-0 (0-0)

When Iona's FG Percentage is:

Less than 35%	0-4 (1-7)
35-39.9%	2-7 (3-11)
40-44.9%	4-3 (9-10)
45-49.9%	4-1 (7-3)
50% or higher	3-1 (9-2)

When Opponents' FG Percentage is:

Less than 35%	1-1 (2-1)
35-39.9%	5-1 (8-1)
40-44.9%	2-2 (7-9)
45-49.9%	3-5 (8-9)
50% or higher	2-7 (4-13)

When Iona's 3FG Percentage is:

Less than 35%	9-10 (15-23)
35% or greater	4-6 (14-10)
35-39.9%	1-5 (4-7)
40-44.9%	2-0 (3-0)
45-49.9%	1-1 (3-3)
50% or higher	0-0 (4-0)

When Opponents' FG Percentage is:

Less than 35%	9-7 (19-12)
35% or greater	4-9 (10-21)
35-39.9%	2-3 (6-8)
40-44.9%	1-4 (2-6)
45-49.9%	1-2 (1-4)
50% or higher	0-0 (1-3)

At the Free Throw Line:

When Iona makes more FTs	5-3 (12-5)
When Iona shoots more FTs	5-3 (13-5)
When opponents make more FTs	8-12 (16-26)
When opponents shoot more FTs	7-11 (13-26)
When free throws made are equal	0-1 (1-2)
When free throws shot are equal	1-2 (3-2)

From Behind the Arc:

When Iona makes more threes	6-5 (17-11)
When opponents make more threes	6-9 (9-18)
Three pointers are equal	1-2 (3-4)

Rebounds:

When Iona out rebounds opponent	11-6 (17-9)
When opponent out rebounds Iona	2-9 (11-22)
When rebounds are equal	0-1 (1-2)

Assists:

When Iona has more assists	6-6 (17-12)
When opponent has more assists	4-9 (9-17)
When assists are equal	3-1 (3-4)

Turnovers:

When Iona has more TOs	5-8 (5-11)
When opponent has more TOs	8-8 (23-20)
When turnovers are equal	0-0 (1-2)

Margin of Victory/Loss:

1 point	1-2 (2-2)
2 points	1-0 (1-2)
4 points or less	6-6 (9-13)
5-9 points	4-5 (9-9)
Less than 10	10-11 (18-22)
10 or more	3-5 (11-11)
10-14 points	1-1 (5-3)
15-19 points	0-1 (2-4)
20 or more points	2-3 (4-4)

Uniform Color

White	3-5 (10-11)
Maroon	6-7 (10-14)
Gold	4-2 (8-5)
Grey	0-2 (1-3)

Assists:

	Iona	Opponent
Less than 10	1-3 (3-6)	1-2 (3-5)
10-14	6-7 (10-15)	6-3 (14-9)
15-19	5-5 (10-11)	6-9 (12-15)
15+	6-6 (16-12)	6-11 (12-19)
20+	1-1 (6-1)	0-2 (0-4)
25+	1-1 (2-1)	0-0 (0-1)
30+	0-0 (0-0)	0-0 (0-0)

3-Pt Field Goals:

	Iona	Opponent
Less than 5	1-5 (2-8)	0-2 (2-5)
Less than 10	12-14 (19-28)	11-11 (25-23)
5-9	11-9 (17-20)	11-9 (23-18)
10-14	1-2 (10-5)	2-4 (4-8)
15-19	0-0 (0-0)	0-1 (0-2)
10+	1-2 (10-5)	2-5 (4-10)
15+	0-0 (0-0)	0-1 (0-2)
20+	0-0 (0-0)	0-0 (0-0)

Turnovers:

	Iona	Opponent
Less than 5	0-0 (1-0)	0-0 (0-0)
Less than 10	2-1 (12-5)	0-0 (0-0)
5-9	2-1 (11-5)	0-0 (0-0)
10-14	4-6 (9-17)	5-5 (12-14)
15-19	6-8 (7-10)	6-9 (13-16)
10+	11-15 (17-28)	13-16 (29-33)
15+	7-9 (8-11)	8-11 (17-19)
20+	1-1 (1-1)	2-2 (4-3)

Free Throw Made:

	Iona	Opponent
Less than 10	5-5 (11-13)	3-1 (7-4)
10-14	4-8 (11-14)	5-5 (13-7)
15-19	2-2 (3-4)	2-7 (5-15)
10+	8-11 (18-20)	10-15 (22-29)
15+	4-3 (7-6)	5-10 (9-22)
20+	2-1 (4-2)	3-3 (4-7)

Free Throw Att:

	Iona	Opponent
Less than 10	2-3 (4-6)	2-0 (2-2)
10-14	3-2 (6-9)	1-2 (6-3)
15-19	3-6 (8-10)	5-5 (11-6)
10+	11-13 (25-27)	11-16 (27-31)
15+	8-11 (19-18)	10-14 (21-28)
20+	5-5 (11-8)	5-9 (10-22)

Free Throw Pct:

	Iona	Opponent
50-59.9%	2-2 (5-5)	0-1 (3-1)
60-69.9%	4-5 (10-10)	5-3 (10-9)
70-79.9%	5-7 (11-14)	5-6 (6-9)
80-89.9%	4-3 (6-5)	2-6 (7-12)
90-100%	0-0 (0-1)	1-0 (2-2)
Less than 75%	8-11 (22-23)	8-4 (17-11)
75% or greater	5-5 (7-10)	5-12 (12-22)

Margin:

	Rebound	Turnover
+15 or more	2-1 (2-1)	0-0 (2-0)
+10 to +15	2-2 (3-2)	0-0 (2-1)
+5 to +10	4-2 (7-3)	4-5 (13-11)
+3 to +4	3-1 (4-3)	1-3 (1-7)
+1 to +2	0-0 (1-0)	3-0 (5-1)
Even	0-1 (1-2)	0-0 (1-2)
-1 to -2	1-2 (3-4)	2-4 (2-6)
-3 to -4	1-3 (2-4)	3-1 (3-2)
-5 to -10	0-2 (3-6)	0-3 (0-3)
-10 to -15	0-1 (0-5)	0-0 (0-0)
-15 or more	0-1 (3-3)	0-0 (0-0)

SUPERLATIVES

Individual Superlatives	IONA HIGHS	OPPONENT HIGHS
Points, Game:	30, Dejour Reaves, vs. Indiana State (11/30/24)	29, Marcus Randolph, vs. Saint Peter's (12/8/24)
Points, 1st Half:	23, Dejour Reaves, vs. Indiana State (11/30/24)	17, Nicolas Louis-Jacques, at Colgate (12/22/24)
Points, 2nd Half:	16, 2x (Dejour Reaves), at Marist (2/8/25)	19, Xavian Lee, at Princeton (11/4/24)
Points, Overtime:	5, Dejour Reaves, vs. Merrimack (2/23/25)	5, Budd Clark, vs. Merrimack (2/23/25)
Field Goals Made:	12, Dejour Reaves, vs. Canisius (1/16/25)	13, Jay Alvarez, at Rider (1/23/25)
Field Goals Attempted:	23, Dejour Reaves, vs. Merrimack (2/23/25)	24, Jay Alvarez, at Rider (1/23/25)
FG Pct. (min. 10 att.):	90.0% (9-10), Yaphet Moundi, vs. Rider (2/14/25)	75.0% (9-12), Jedy Cordilia, at Mount St. Mary's (2/6/25)
FG Pct. (min. 5 att.):	100% (5-5), Yaphet Moundi, vs. Manhattan (1/31/25)	100% (5-5), 2x (Silas Sunday), at Hofstra (11/8/24)
3-Point FG Made:	6, Dejour Reaves, vs. Indiana State (11/30/24)	6, Tana Kopa, vs. Canisius (1/16/25)
3-Point FG Attempted:	11, Luke Jungers, vs. Merrimack (2/23/25)	11, Nicolas Louis-Jacques, at Colgate (12/22/24)
3-FG% (4 att.):	75.0% (3-4), 3x (Adam Njie Jr.), at Rider (1/23/25)	66.7% (4-6), 2x (Brendan Coyle), at Siena (1/5/25)
Free Throws Made:	9, 4x (Yaphet Moundi), vs. Fairfield (2/2/25)	11, Marcus Randolph, vs. Saint Peter's (12/8/24)
Free Throws Attempted:	13, 2x (Yaphet Moundi), vs. Fairfield (2/2/25)	13, 2x (Adam Clark), vs. Merrimack (2/23/25)
FT% (10 att.):	90.0% (9-10), Dejour Reaves, vs. Saint Peter's (12/8/24)	84.6% (11-13), Marcus Randolph, vs. Saint Peter's (12/8/24)
FT% (7 att.):	100% (7-7), Dejour Reaves, vs. Vermont (11/15/24)	100% (7-7), 2x (Reid Ducharme), at Siena (1/5/25)
Rebounds:	20, Yaphet Moundi, vs. Fairfield (2/2/25)	13, Paul Otieno, vs. Quinnipiac (1/12/25)
Off. Rebounds:	11, Yaphet Moundi, vs. Fairfield (2/2/25)	9, Paul Otieno, vs. Quinnipiac (1/12/25)
Def. Rebounds:	9, 5x (Dejour Reaves), vs. Manhattan (2/21/25)	8, 4x (Bryan Etumnu), vs. Merrimack (2/23/25)
Assists:	12, Adam Njie Jr., vs. Rider (2/14/25)	9, Jean Aranguren, at Hofstra (11/8/24)
Turnovers:	6, 5x (Yaphet Moundi), vs. Niagara (2/28/25)	8, 2x (Savion Lewis), at Quinnipiac (2/16/25)
Blocks:	4, Yaphet Moundi, vs. Harvard (12/29/24)	6, 2x (Bryan Etumnu), vs. Merrimack (2/23/25)
Steals:	6, 2x (Dejour Reaves), vs. Quinnipiac (2/16/25)	5, Olumide Adelodun, at Niagara (2/28/25)
Minutes Played:	45, Dejour Reaves, vs. Merrimack (2/23/25)	45, Bryan Etumnu, vs. Merrimack (2/23/25)

Team Superlatives	IONA HIGH	IONA LOW	OPPONENT HIGH	OPPONENT LOW
Points	87, vs. Fairfield	43, at West Virginia	90, at Hofstra	51, vs. Tarleton State
Points (1st Half)	49, at Princeton	18, vs. Delaware	47, at Sacred Heart	19, vs. Manhattan
Points (2nd Half)	47, vs. Canisius	21, at West Virginia	46, at Hofstra	28, vs. Vermont
Victory Margin	23, vs. Fairfield	1, at Siena	43, at West Virginia	1, 2x (vs. Quinnipiac)
Field Goals Made	33, vs. Canisius	14, at West Virginia	32, 2x (at Quinnipiac)	17, vs. Tarleton State
Field Goals Att.	73, vs. Delaware	50, 2x (at Marist)	64, vs. Quinnipiac	43, vs. Tarleton State
Field Goal Pct.	53.6%, at Princeton	23.7%, at West Virginia	55.4%, at Princeton	30.2%, vs. Manhattan
First Half FG%	56.3%, vs. Indiana State	21.1%, vs. Delaware	62.1%, at Sacred Heart	22.6%, vs. Manhattan
Second Half FG%	63.3%, vs. Canisius	19.4%, at West Virginia	65.0%, at West Virginia	26.5%, vs. Quinnipiac
3-Pt FG Made	11, 3x (vs. Merrimack)	3, 2x (vs. Harvard)	15, at West Virginia	3, 2x (vs. Rider)
3-Pt FG Attempted	29, 2x (vs. Merrimack)	13, at Princeton	32, 2x (vs. Manhattan)	11, vs. Rider
3-Pt FG%	46.2%, at Princeton	16.7%, vs. Harvard	48.4%, at West Virginia	15.8%, vs. Rice
Free Throws Made	24, vs. Saint Peter's	4, 2x (vs. Rider)	26, at Siena	6, at Rider
Free Throws Att.	35, vs. Saint Peter's	6, 2x (at Manhattan)	36, at Siena	6, at Rider
Free Throw %	87.5%, at Quinnipiac	40.0%, vs. Quinnipiac	100%, at Rider	50.0%, at Princeton
Offensive Rebounds	31, vs. Delaware	5, at Quinnipiac	20, vs. Quinnipiac	1, vs. Vermont
Defensive Rebounds	32, vs. Manhattan	15, vs. Rice	29, 2x (at Quinnipiac)	16, at Princeton
Rebounds	58, vs. Delaware	22, at Quinnipiac	47, vs. Quinnipiac	21, vs. Vermont
Assists	25, 2x (vs. Rider)	6, at West Virginia	22, 2x (vs. Cornell)	5, vs. Tarleton State
Turnovers	24, at Siena	8, 2x (vs. Rider)	25, at Siena	10, 2x (vs. Manhattan)
Steals	16, at Siena	4, vs. Merrimack	12, 2x (vs. Merrimack)	2, vs. Canisius
Blocked Shots	8, vs. Rider	0, 2x (vs. Tarleton State)	11, at West Virginia	1, at Sacred Heart
Possessions	78, at Siena	63, vs. Tarleton State	78, at Siena	63, vs. Tarleton State
Double Digit Scorers	4, 8x (vs. Manhattan)	1, at Sacred Heart	5, 3x (vs. Rider)	2, 8x (at Niagara)

IONA GAME-BY GAME TEAM STATISTICS

				Total		3-Pointers		Free throws		Rebounds											
Opponent	Date	Score		FG-FGA	PCT	3FG-3FGA	PCT	FT-FTA	PCT	OFF	DEF	TOT	AVG	PF	A	TO	BLK	STL	PTS	AVG	
at Princeton	11/04/2024	80-81	L	30-56	.536	6-13	.462	14-22	.636	11	22	33	33.0	21	14	17	0	7	80	80.0	
at Hofstra	11/08/2024	76-90	L	23-59	.390	8-24	.333	22-30	.733	15	20	35	34.0	22	10	15	2	10	76	78.0	
Delaware	11/12/2024	58-64	L	22-73	.301	4-22	.182	10-22	.455	31	27	58	42.0	17	9	17	5	10	58	71.3	
Vermont	11/15/2024	62-59	W	21-57	.368	5-19	.263	15-23	.652	19	26	45	42.8	15	8	19	1	8	62	69.0	
at West Virginia	11/20/2024	43-86	L	14-59	.237	5-19	.263	10-15	.667	18	18	36	41.4	17	6	21	2	7	43	63.8	
Cornell	11/25/2024	68-84	L	26-65	.400	4-21	.190	12-19	.632	13	23	36	40.5	20	13	14	3	11	68	64.5	
vs Tarleton St.	11/29/2024	62-51	W	24-53	.453	9-27	.333	5-10	.500	10	22	32	39.3	18	11	15	0	10	62	64.1	
vs Indiana St.	11/30/2024	80-83	L	30-64	.469	9-23	.391	11-19	.579	14	22	36	38.9	17	12	14	3	10	80	66.1	
vs Rice	12/01/2024	66-70	L	22-62	.355	8-22	.364	14-20	.700	17	15	32	38.1	26	8	15	3	12	66	66.1	
at Sacred Heart	12/06/2024	59-83	L	22-60	.367	3-14	.214	12-16	.750	13	22	35	37.8	17	14	19	2	8	59	65.4	
Saint Peter's	12/08/2024	72-63	W	21-50	.420	6-18	.333	24-35	.686	20	21	41	38.1	22	10	19	6	8	72	66.0	
at Colgate	12/22/2024	79-73	W	31-63	.492	7-22	.318	10-16	.625	15	17	32	37.6	16	14	14	3	14	79	67.1	
Harvard	12/29/2024	61-67	L	23-67	.343	3-18	.167	12-14	.857	18	16	34	37.3	19	12	11	5	12	61	66.6	
Marist	01/03/2025	65-70	L	20-60	.333	7-20	.350	18-24	.750	15	20	35	37.1	20	17	16	1	13	65	66.5	
at Siena	01/05/2025	74-73	W	27-61	.443	6-19	.316	14-20	.700	17	20	37	37.1	27	13	24	2	16	74	67.0	
at Fairfield	01/10/2025	64-68	L	22-59	.373	4-18	.222	16-19	.842	16	24	40	37.3	18	12	17	1	10	64	66.8	
Quinnipiac	01/12/2025	62-63	L	25-70	.357	6-24	.250	6-15	.400	17	25	42	37.6	11	19	12	7	11	62	66.5	
Canisius	01/16/2025	82-61	W	33-62	.532	11-24	.458	5-6	.833	9	26	35	37.4	15	25	8	2	9	82	67.4	
at Rider	01/23/2025	73-67	W	27-58	.466	7-25	.280	12-14	.857	10	21	31	37.1	9	19	11	2	11	73	67.7	
Siena	01/25/2025	72-68	W	27-58	.466	8-19	.421	10-15	.667	12	24	36	37.1	19	17	15	4	9	72	67.9	
at Manhattan	01/31/2025	55-76	L	22-62	.355	7-29	.241	4-6	.667	13	21	34	36.9	17	16	13	2	8	55	67.3	
Fairfield	02/02/2025	87-64	W	28-63	.444	8-20	.400	23-27	.852	19	23	42	37.1	22	14	9	3	11	87	68.2	
at Mount St. Mary's	02/06/2025	70-67	Wot	28-64	.438	8-25	.320	6-7	.857	7	25	32	36.9	16	15	16	1	14	70	68.3	
at Marist	02/08/2025	75-71	W	26-50	.520	4-14	.286	19-24	.792	10	21	31	36.7	17	11	11	1	9	75	68.5	
Rider	02/14/2025	71-74	L	29-65	.446	9-26	.346	4-8	.500	9	22	31	36.4	22	25	8	8	6	71	68.6	
at Quinnipiac	02/16/2025	74-79	L	28-65	.431	11-28	.393	7-8	.875	5	17	22	35.9	15	15	13	4	14	74	68.8	
Manhattan	02/21/2025	65-60	W	25-65	.385	6-23	.261	9-17	.529	20	32	52	36.5	20	18	14	6	8	65	68.7	
Merrimack	02/23/2025	70-77	Lot	25-70	.357	11-29	.379	9-13	.692	23	22	45	36.8	24	19	17	1	4	70	68.8	
at Niagara	02/28/2025	65-63	W	27-54	.500	6-16	.375	5-12	.417	9	30	39	36.9	18	18	16	2	10	65	68.6	
Total		1990		728-1774	.410	196-621	.316	338-496	.681	425	644	1069	36.9	537	414	430	82	290	1990	68.6	
Opponents		2055		703-1557	.452	219-670	.327	430-581	.740	280	674	954	32.9	450	422	467	135	213	2055	70.9	

Iona Averages

Games Played	Points/game	FG Pct	3FG Pct	FT Pct	Rebounds/game	Assists/game	Turnovers/game	Assist/Turnover ratio	Steals/game	Blocks/game
29	68.6	41.0	31.6	68.1	36.9	14.3	14.8	1.0	10.0	2.8

OPPONENT GAME-BY GAME TEAM STATISTICS

				Total		3-Pointers		Free throws		Rebounds											
Opponent	Date	Score		FG-FGA	PCT	3FG-3FGA	PCT	FT-FTA	PCT	OFF	DEF	TOT	AVG	PF	A	TO	BLK	STL	PTS	AVG	
at Princeton	11/04/2024	80-81	L	31-56	.554	8-26	.308	11-22	.500	9	16	25	25.0	15	16	10	2	6	81	81.0	
at Hofstra	11/08/2024	76-90	L	32-59	.542	10-21	.476	16-24	.667	12	27	39	32.0	23	22	14	8	7	90	85.5	
Delaware	11/12/2024	58-64	L	22-59	.373	7-20	.350	13-17	.765	13	26	39	34.3	19	8	15	6	9	64	78.3	
Vermont	11/15/2024	62-59	W	21-46	.457	8-25	.320	9-12	.750	1	20	21	31.0	21	12	16	7	8	59	73.5	
at West Virginia	11/20/2024	43-86	L	29-56	.518	15-31	.484	13-19	.684	12	27	39	32.6	17	15	16	11	11	86	76.0	
Cornell	11/25/2024	68-84	L	27-56	.482	13-32	.406	17-20	.850	8	29	37	33.3	15	22	19	3	8	84	77.3	
vs Tarleton St.	11/29/2024	62-51	W	17-43	.395	5-12	.417	12-18	.667	7	21	28	32.6	8	5	18	2	6	51	73.6	
vs Indiana St.	11/30/2024	80-83	L	27-51	.529	11-27	.407	18-24	.750	6	23	29	32.1	15	17	17	2	6	83	74.8	
vs Rice	12/01/2024	66-70	L	21-46	.457	3-19	.158	25-29	.862	10	26	36	32.6	21	6	19	2	5	70	74.2	
at Sacred Heart	12/06/2024	59-83	L	28-57	.491	10-24	.417	17-21	.810	10	27	37	33.0	15	18	16	1	7	83	75.1	
Saint Peter's	12/08/2024	72-63	W	19-51	.373	5-22	.227	20-33	.606	16	17	33	33.0	24	10	16	4	5	63	74.0	
at Colgate	12/22/2024	79-73	W	26-49	.531	10-21	.476	11-16	.688	9	20	29	32.7	15	16	20	2	7	73	73.9	
Harvard	12/29/2024	61-67	L	20-44	.455	7-19	.368	20-24	.833	8	26	34	32.8	14	14	19	9	6	67	73.4	
Marist	01/03/2025	65-70	L	24-48	.500	7-17	.412	15-19	.789	7	25	32	32.7	19	18	23	3	7	70	73.1	
at Siena	01/05/2025	74-73	W	20-45	.444	7-21	.333	26-36	.722	9	17	26	32.3	20	11	25	5	12	73	73.1	
at Fairfield	01/10/2025	64-68	L	23-48	.479	6-19	.316	16-19	.842	4	22	26	31.9	16	10	16	3	9	68	72.8	
Quinnipiac	01/12/2025	62-63	L	22-64	.344	6-26	.231	13-16	.813	20	27	47	32.8	14	16	18	8	8	63	72.2	
Canisius	01/16/2025	82-61	W	21-54	.389	9-26	.346	10-16	.625	10	20	30	32.6	10	13	14	5	2	61	71.6	
at Rider	01/23/2025	73-67	W	28-61	.459	5-21	.238	6-6	1.000	11	21	32	32.6	13	19	17	3	6	67	71.4	
Siena	01/25/2025	72-68	W	21-54	.389	9-27	.333	17-21	.810	9	23	32	32.6	19	13	14	4	10	68	71.2	
at Manhattan	01/31/2025	55-76	L	30-59	.508	6-28	.214	10-13	.769	11	28	39	32.9	10	17	12	2	9	76	71.4	
Fairfield	02/02/2025	87-64	W	18-49	.367	7-20	.350	21-25	.840	8	18	26	32.5	20	16	14	7	4	64	71.1	
at Mount St. Mary's	02/06/2025	70-67	Wot	26-55	.473	5-25	.200	10-16	.625	8	27	35	32.7	14	15	18	4	10	67	70.9	
at Marist	02/08/2025	75-71	W	27-54	.500	10-28	.357	7-9	.778	5	17	22	32.2	14	17	12	5	4	71	70.9	
Rider	02/14/2025	71-74	L	24-57	.421	3-11	.273	23-30	.767	14	28	42	32.6	12	16	11	7	4	74	71.0	
at Quinnipiac	02/16/2025	74-79	L	32-60	.533	6-17	.353	9-12	.750	9	29	38	32.8	9	17	21	6	8	79	71.3	
Manhattan	02/21/2025	65-60	W	19-63	.302	7-32	.219	15-21	.714	15	25	40	33.1	14	11	10	4	9	60	70.9	
Merrimack	02/23/2025	70-77	Lot	25-56	.446	8-30	.267	19-28	.679	11	21	32	33.0	16	17	12	8	12	77	71.1	
at Niagara	02/28/2025	65-63	W	23-57	.404	6-23	.261	11-15	.733	8	21	29	32.9	8	15	15	2	8	63	70.9	
Total		2055		703-1557	.452	219-670	.327	430-581	.740	280	674	954	32.9	450	422	467	135	213	2055	70.9	
Iona		1990		728-1774	.410	196-621	.316	338-496	.681	425	644	1069	36.9	537	414	430	82	290	1990	68.6	

Opponents Averages

Games Played	Points/game	FG Pct	3FG Pct	FT Pct	Rebounds/game	Assists/game	Turnovers/game	Assist/Turnover ratio	Steals/game	Blocks/game
29	70.9	45.2	32.7	74.0	32.9	14.6	16.1	0.9	7.3	4.7

IONA POINTS-REBOUNDS-ASSISTS

Opponent	Date	Score		0	1	2	3	4	5	7	8	10	12	23
				PATTERSON, HOGARTH,JA	NJIE JR.,A	REAVES,DEJ	RUPERT,CLA	BOOCK, TYRU	JUNGERS,LU	WINBORNE,C	EMUOBOR,CO	MICHIGAN,J	WALLACE,JO	
at Princeton	11/04/2024	80-81	L	8-10-0	2-0-0	19-1-6	12-7-5	15-6-0	DNP	6-1-1	DNP	11-4-1	DNP	0-0-0
at Hofstra	11/08/2024	76-90	L	7-1-2	0-0-0	7-4-1	12-6-1	20-6-3	DNP	3-0-1	DNP	4-3-0	DNP	7-3-0
Delaware	11/12/2024	58-64	L	5-5-0	0-1-0	6-6-3	16-4-3	1-10-1	DNP	5-1-1	DNP	0-0-0	DNP	4-0-0
Vermont	11/15/2024	62-59	W	18-6-1	DNP	5-4-4	22-5-2	6-4-0	DNP	0-1-0	DNP	1-1-0	DNP	DNP
at West Virginia	11/20/2024	43-86	L	12-4-1	0-0-0	6-1-4	0-4-0	5-1-0	DNP	10-0-0	DNP	1-8-1	DNP	2-1-0
Cornell	11/25/2024	68-84	L	7-1-0	0-5-1	14-4-6	19-5-1	DNP	DNP	0-3-1	DNP	5-2-0	DNP	DNP
vs Tarleton St.	11/29/2024	62-51	W	DNP	2-3-1	9-1-3	17-5-0	DNP	DNP	0-0-0	DNP	0-4-2	DNP	5-3-0
vs Indiana St.	11/30/2024	80-83	L	DNP	4-1-0	21-6-4	30-4-2	DNP	DNP	0-1-0	DNP	3-2-1	DNP	0-0-0
vs Rice	12/01/2024	66-70	L	19-9-0	2-2-1	19-0-2	10-2-2	DNP	DNP	DNP	DNP	4-1-1	0-2-0	DNP
at Sacred Heart	12/06/2024	59-83	L	8-4-2	2-3-0	4-1-1	17-4-1	0-1-2	DNP	0-1-0	DNP	5-4-1	8-3-1	DNP
Saint Peter's	12/08/2024	72-63	W	18-11-0	0-0-0	16-2-1	19-4-3	9-9-4	DNP	3-0-0	DNP	0-1-0	DNP	DNP
at Colgate	12/22/2024	79-73	W	11-4-0	DNP	12-3-3	20-9-1	9-3-5	DNP	3-0-0	4-3-1	0-1-0	DNP	DNP
Harvard	12/29/2024	61-67	L	2-15-3	2-0-0	12-1-3	25-4-2	0-3-1	DNP	DNP	6-1-1	0-0-0	DNP	DNP
Marist	01/03/2025	65-70	L	5-3-1	DNP	2-2-1	17-3-0	6-3-3	DNP	DNP	10-3-3	DNP	DNP	DNP
at Siena	01/05/2025	74-73	W	4-5-3	DNP	13-5-3	6-5-1	12-4-2	DNP	3-1-1	4-2-1	DNP	DNP	DNP
at Fairfield	01/10/2025	64-68	L	14-9-0	DNP	18-2-3	9-5-3	4-5-0	DNP	4-4-0	5-3-0	DNP	0-0-0	DNP
Quinnipiac	01/12/2025	62-63	L	4-2-0	0-1-0	4-1-4	16-10-2	8-5-3	DNP	10-3-1	3-2-3	2-0-0	DNP	DNP
Canisius	01/16/2025	82-61	W	DNP	0-0-0	14-6-9	25-9-1	0-6-4	0-0-0	14-1-2	9-3-2	2-1-0	0-1-1	2-0-0
at Rider	01/23/2025	73-67	W	DNP	DNP	23-3-5	6-7-2	13-6-3	DNP	0-2-0	5-4-2	DNP	DNP	2-0-0
Siena	01/25/2025	72-68	W	DNP	DNP	16-2-7	24-6-2	2-3-0	DNP	16-3-2	0-1-1	DNP	DNP	0-0-0
at Manhattan	01/31/2025	55-76	L	DNP	2-0-0	4-3-2	12-4-2	5-5-1	DNP	3-1-1	3-3-1	0-2-2	0-0-0	0-0-0
Fairfield	02/02/2025	87-64	W	DNP	2-1-0	11-1-4	19-7-2	2-2-1	0-0-0	11-2-2	3-1-0	6-3-0	0-0-0	0-0-0
at Mount St. Mary's	02/06/2025	70-67	Wot	DNP	DNP	11-4-7	13-4-1	9-2-1	DNP	14-1-1	2-3-1	4-0-1	DNP	DNP
at Marist	02/08/2025	75-71	W	DNP	DNP	20-3-2	24-2-2	3-7-2	DNP	2-1-1	0-0-0	5-2-1	DNP	DNP
Rider	02/14/2025	71-74	L	DNP	DNP	10-2-12	21-4-2	5-3-2	DNP	14-3-1	0-2-1	0-1-1	DNP	DNP
at Quinnipiac	02/16/2025	74-79	L	DNP	2-1-0	11-5-5	15-6-4	7-5-3	DNP	12-1-1	5-0-1	6-3-0	0-0-0	DNP
Manhattan	02/21/2025	65-60	W	DNP	DNP	2-0-0	18-11-4	6-6-3	DNP	11-3-1	DNP	12-5-2	DNP	DNP
Merrimack	02/23/2025	70-77	Lot	DNP	0-0-0	DNP	26-6-2	3-12-4	DNP	15-1-4	DNP	20-9-1	DNP	DNP
at Niagara	02/28/2025	65-63	W	DNP	DNP	13-4-8	23-4-2	5-10-1	DNP	3-1-0	DNP	6-2-0	DNP	DNP

Opponent	Date	Score		24	25	32	33
				MENARD,JUS	BUNDY,KERN	MOUNDI,YAP	BARR,JALEN
at Princeton	11/04/2024	80-81	L	DNP	2-1-0	5-1-1	DNP
at Hofstra	11/08/2024	76-90	L	3-0-0	7-4-1	6-1-1	DNP
Delaware	11/12/2024	58-64	L	0-0-0	5-7-0	16-18-1	DNP
Vermont	11/15/2024	62-59	W	DNP	5-6-1	5-7-0	0-4-0
at West Virginia	11/20/2024	43-86	L	DNP	5-4-0	2-7-0	DNP
Cornell	11/25/2024	68-84	L	0-0-1	0-0-1	13-9-1	10-4-1
vs Tarleton St.	11/29/2024	62-51	W	13-2-4	8-7-0	8-6-1	0-1-0
vs Indiana St.	11/30/2024	80-83	L	3-0-1	7-8-1	12-9-1	0-1-2
vs Rice	12/01/2024	66-70	L	8-0-0	DNP	4-5-0	0-4-2
at Sacred Heart	12/06/2024	59-83	L	4-1-4	DNP	5-8-1	6-0-1
Saint Peter's	12/08/2024	72-63	W	3-1-1	DNP	0-0-1	4-9-0
at Colgate	12/22/2024	79-73	W	7-1-3	0-0-0	13-5-0	0-0-1
Harvard	12/29/2024	61-67	L	4-0-2	2-2-0	8-5-0	0-0-0
Marist	01/03/2025	65-70	L	8-1-6	5-3-1	10-8-2	2-3-0
at Siena	01/05/2025	74-73	W	11-0-2	8-1-0	9-9-0	4-2-0
at Fairfield	01/10/2025	64-68	L	3-0-3	0-0-2	7-8-1	DNP
Quinnipiac	01/12/2025	62-63	L	9-0-4	0-2-2	3-4-0	3-9-0
Canisius	01/16/2025	82-61	W	7-2-2	5-2-2	2-1-0	2-1-2
at Rider	01/23/2025	73-67	W	10-1-4	8-2-2	4-2-1	2-2-0
Siena	01/25/2025	72-68	W	6-3-3	2-4-1	6-11-1	0-0-0
at Manhattan	01/31/2025	55-76	L	6-1-2	5-5-3	11-0-1	4-3-1
Fairfield	02/02/2025	87-64	W	6-2-3	0-1-1	25-20-1	2-0-0
at Mount St. Mary's	02/06/2025	70-67	Wot	6-3-3	0-0-0	11-11-0	0-0-0
at Marist	02/08/2025	75-71	W	10-3-2	0-0-0	9-7-1	2-1-0
Rider	02/14/2025	71-74	L	3-3-4	0-3-2	18-7-0	DNP
at Quinnipiac	02/16/2025	74-79	L	13-0-1	3-1-0	DNP	DNP
Manhattan	02/21/2025	65-60	W	2-0-2	2-6-4	12-14-2	0-3-0
Merrimack	02/23/2025	70-77	Lot	0-2-6	3-4-1	DNP	3-9-1
at Niagara	02/28/2025	65-63	W	2-2-1	4-2-2	7-6-4	2-3-0


STARTING LINEUPS (29 GAMES, 16 LINEUPS)

Opponent	F	F	G	G	G	Record
at Princeton	Moundi	Rupert	Patterson	Reaves	Njie	-
at Hofstra	Moundi	Rupert	Patterson	Reaves	Njie	-
DELAWARE	Hogarth	Rupert	Bundy	Reaves	Njie	0-1
VERMONT	Moundi	Rupert	Patterson	Reaves	Njie	-
at West Virginia	Moundi	Rupert	Patterson	Reaves	Njie	1-3
CORNELL	Moundi	Jungers	Patterson	Reaves	Bundy	0-1
vs. Tarleton State	Moundi	Barr	Bundy	Reaves	Njie	-
vs. Indiana State	Moundi	Barr	Bundy	Reaves	Njie	1-1
vs. Rice	Moundi	Barr	Emuobor	Reaves	Njie	-
at Sacred Heart	Moundi	Barr	Emuobor	Reaves	Njie	0-2
SAINT PETER'S	Rupert	Barr	Patterson	Reaves	Njie	1-0
at Colgate	Rupert	Patterson	Winborne	Reaves	Njie	-
HARVARD	Rupert	Patterson	Winborne	Reaves	Njie	1-1
MARIST	Rupert	Barr	Patterson	Reaves	Winborne	0-1
at Siena	Moundi	Barr	Patterson	Reaves	Winborne	1-0
at Fairfield	Moundi	Patterson	Bundy	Reaves	Winborne	0-1
QUINNIPIAC	Moundi	Patterson	Winborne	Reaves	Njie	0-1
CANISIUS	Rupert	Barr	Winborne	Reaves	Njie	1-0
at Rider	Rupert	Jungers	Menard	Reaves	Njie	-
SIENA	Rupert	Jungers	Menard	Reaves	Njie	-
at Manhattan	Rupert	Jungers	Menard	Reaves	Njie	-
FAIRFIELD	Rupert	Jungers	Menard	Reaves	Njie	-
at Mount St. Mary's	Rupert	Jungers	Menard	Reaves	Njie	-
at Marist	Rupert	Jungers	Menard	Reaves	Njie	-
RIDER	Moundi	Jungers	Menard	Reaves	Njie	0-1
at Quinnipiac	Rupert	Jungers	Menard	Reaves	Njie	5-2
MANHATTAN	Moundi	Jungers	Emuobor	Reaves	Njie	1-0
MERRIMACK	Rupert	Jungers	Emuobor	Reaves	Bundy	-
at Niagara	Rupert	Jungers	Emuobor	Reaves	Bundy	1-1
at Canisius						
SACRED HEART						

SPECIALTY STATISTICS

Opponent	Points Off Turnovers	Paint Points	2nd Chance Points	Fast Break Points	Bench Points	Lead Changes	Tie Scores	Leads overcome
at Princeton	15-19 (-4)	44-42 (+2)	13-12 (+1)	10-12 (-2)	21-13 (+8)	19	12	led by 16 (2nd-16:35)
at Hofstra	22-15 (+7)	30-44 (-14)	13-14 (-1)	11-16 (-5)	24-14 (+10)	2	1	led by 1 (1st-18:12)
DELAWARE	14-14 (0)	32-24 (+8)	18-9 (+9)	11-18 (-7)	30-21 (+9)	3	4	led by 2 (1st-18:28)
VERMONT	18-20 (-2)	28-22 (+6)	18-2 (+16)	7-9 (-2)	6-9 (-3)	5	4	trailed by 15 (2nd-14:43)
at West Virginia	7-26 (-19)	10-24 (-14)	12-19 (-7)	5-12 (-7)	18-27 (-9)	0	0	
CORNELL	20-10 (+10)	40-26 (+14)	12-6 (+6)	18-10 (+8)	29-25 (+4)	2	1	led by 2 (1st-16:16)
vs. Tarleton State	29-21 (+8)	20-16 (+4)	9-5 (+4)	2-4 (-2)	29-4 (+25)	3	3	trailed by 4 (1st-18:37)
vs. Indiana State	37-18 (+19)	38-32 (+6)	10-7 (+3)	18-7 (+11)	17-38 (-21)	11	6	led by 11 (1st-12:35)
vs. Rice	13-23 (-10)	14-30 (-16)	10-17 (-7)	3-5 (-2)	29-19 (+10)	3	10	led by 6 (1st-15:40)
at Sacred Heart	11-19 (-8)	34-42 (-8)	10-12 (-2)	10-16 (-6)	22-25 (-3)	3	1	led by 5 (1st-18:54)
SAINT PETER'S	16-18 (-2)	28-24 (+4)	16-12 (+4)	11-4 (+7)	6-8 (-2)	10	3	trailed by 3 (1st-16:48)
at Colgate	27-12 (+15)	40-26 (+14)	12-9 (+3)	18-21 (-3)	23-15 (+8)	5	8	trailed by 3 (1st-18:16)
HARVARD	20-14 (+6)	38-22 (+16)	15-9 (+6)	14-11 (+3)	30-19 (+11)	9	3	led by 6 (2nd-10:11)
MARIST	20-16 (+4)	22-32 (-10)	11-6 (+5)	7-11 (-4)	25-24 (+1)	10	4	led by 5 (2nd-16:13)
at Siena	21-27 (-6)	38-24 (+14)	13-12 (+1)	11-6 (+5)	47-22 (+25)	6	6	trailed by 4 (1st- 8:39)
at Fairfield	18-16 (+2)	32-30 (+2)	16-4 (+12)	12-19 (-7)	29-33 (-4)	7	7	led by 3 (1st-15:05)
QUINNIPIAC	18-15 (+3)	34-26 (+8)	12-30 (-18)	12-10 (+2)	32-24 (+8)	5	2	led by 14 (1st- 7:51)
CANISIUS	14-9 (+5)	36-18 (+18)	16-9 (+7)	11-5 (+6)	32-7 (+25)	4	3	trailed by 2 (1st- 7:40)
at Rider	20-10 (+10)	36-40 (-4)	7-13 (-6)	15-4 (+11)	21-9 (+12)	9	4	trailed by 3 (1st-18:38)
SIENA	13-18 (-5)	34-24 (+10)	6-9 (-3)	5-10 (-5)	8-19 (-11)	8	4	trailed by 1 (1st- 9:54)
at Manhattan	12-18 (-6)	30-38 (-8)	13-19 (-6)	11-14 (-3)	25-16 (+9)	0	3	
FAIRFIELD	12-7 (+5)	40-16 (+24)	18-4 (+14)	8-10 (-2)	38-23 (+15)	2	0	trailed by 1 (1st-16:00)
at Mount St. Mary's	12-17 (-5)	28-42 (-14)	5-8 (-3)	14-4 (+10)	17-10 (+7)	8	8	trailed by 3 (2nd-11:02)
at Marist	15-11 (+4)	40-30 (+10)	12-4 (+8)	15-0 (+15)	16-21 (-5)	3	8	trailed by 10 (1st-10:35)
RIDER	18-13 (+5)	40-28 (+12)	14-5 (+9)	12-8 (+4)	5-22 (-17)	14	5	led by 13 (1st- 6:01)
at Quinnipiac	15-13 (+2)	28-40 (-12)	5-20 (-15)	6-10 (-4)	16-23 (-7)	21	5	led by 5 (2nd-16:44)
MANHATTAN	11-15 (-4)	30-24 (+6)	15-10 (+5)	13-4 (+9)	10-23 (-13)	1	1	trailed by 2 (1st-19:14)
MERRIMACK	12-21 (-9)	20-26 (-6)	16-11 (+5)	7-5 (+2)	3-16 (-13)	9	4	led by 8 (2nd-16:52)
at Niagara	12-21 (-9)	28-28 (0)	10-7 (+3)	21-9 (+12)	24-18 (+6)	4	3	trailed by 1 (1st-15:55)
at Canisius								
SACRED HEART								

LAST TIME OUT... (IONA 65, NIAGARA 63 • FEB. 28, 2025)



Official Basketball Box Score - Final
Iona at Niagara
02/28/25 Gallagher Center, Niagara University
2024-25 Men's Basketball

Game Time: 6:30 PM
Game Duration: 1:51
Attendance: 966

Officials: Tom Morrissey, AJ Desai, Steven Perry Jr.

Iona - 65			Record: 13-16 (10-8)																
NO. Name			Min	FG M-A	3P M-A	FT M-A	Rebounds OR DR TOT			Fouls PF FD		TP	AS	TO	ST	Blocks BS BA		+/-	
4	Clarence Rupert	F	19:04	1-3	0-1	3-6	2	8	10	4	3	5	1	0	3	1	1	3	
7	Luke Jungers	F	20:53	1-3	1-2	0-0	0	1	1	1	0	3	0	0	0	0	0	-3	
3	DeJour Reaves	G	37:18	10-17	3-8	0-0	0	4	4	1	0	23	2	4	2	0	0	1	
10	Comeh Emuobor	G	19:16	3-5	0-1	0-0	1	1	2	3	0	6	0	1	1	0	0	3	
25	Kernan Bundy	G	13:28	1-3	1-1	1-2	1	1	2	0	1	4	2	0	0	0	0	-1	
2	Adam Njie Jr.		27:27	6-11	1-2	0-0	1	3	4	2	0	13	8	2	0	0	0	0	
24	Justin Menard		16:41	1-4	0-1	0-0	0	2	2	1	1	2	1	0	2	0	0	2	
32	Yaphet Moundi		25:09	3-6	0-0	1-4	1	5	6	2	3	7	4	6	2	1	1	6	
33	Jalen Barr		20:44	1-2	0-0	0-0	1	2	3	4	0	2	0	2	0	0	0	-1	
Team							2	3	5			0		1					
Totals				27-54	6-16	5-12	9	30	39	18	8	65	18	16	10	2	2	2	

Shooting By Period

1st

FG% 15-29 51.7%

3PT% 3-9 33.3%

FT% 1-2 50%

2nd

FG% 12-25 48.0%

3PT% 3-7 42.9%

FT% 4-10 40%

GM FG% 27-54 50.0%

3PT% 6-16 37.5%

FT% 5-12 41.7%

Dead Ball Rebounds: 4, 0

Technical Fouls::NONE

Shooting By Period			
1 st	FG%	15-29	51.7%
	3PT%	3-9	33.3%
	FT%	1-2	50%
2 nd	FG%	12-25	48.0%
	3PT%	3-7	42.9%
	FT%	4-10	40%
GM	FG%	27-54	50.0%
	3PT%	6-16	37.5%
	FT%	5-12	41.7%
Dead Ball Rebounds: 4, 0			

Niagara - 63			Record: 10-18 (5-12)																	
NO. Name			Min	FG M-A	3P M-A	FT M-A	Rebounds OR DR TOT			Fouls PF FD		TP	AS	TO	ST	Blocks BS BA		+/-		
12	Jhaylon Martinez	C	24:27	3-8	0-1	1-1	2	5	7	4	3	7	1	0	0	0	0	2		
0	Olumide Adelodun	G	29:30	3-6	3-6	0-0	1	3	4	1	0	9	3	1	5	0	0	4		
4	Josiah Davis	G	27:58	6-13	1-2	5-8	1	4	5	1	7	18	2	0	0	0	0	-13		
5	Justin Page	G	35:00	4-10	1-5	0-1	0	4	4	0	2	9	4	1	2	0	0	7		
24	Zion Russell	G	22:03	1-4	0-2	0-0	0	0	0	0	1	2	2	4	0	1	1	0		
11	Jahari Williamson		15:18	0-5	0-2	2-2	0	1	1	1	1	2	0	0	0	0	1	-3		
32	Will Shortt		15:33	2-3	0-0	0-0	2	0	2	1	1	4	0	1	0	1	0	-4		
1	Jaeden Marshall		24:54	4-8	1-5	3-3	0	3	3	0	3	12	2	4	1	0	0	3		
6	Damondre McKnight		05:17	0-0	0-0	0-0	0	0	0	0	0	0	1	1	0	0	0	-6		
Team							2	1	3			0		3						
Totals				23-57	6-23	11-15	8	21	29	8	18	63	15	15	8	2	2	-2		

Shooting By Period			
1 st	FG%	11-28	39.3%
	3PT%	3-12	25.0%
	FT%	3-3	100%
2 nd	FG%	12-29	41.4%
	3PT%	3-11	27.3%
	FT%	8-12	66.7%
GM	FG%	23-57	40.4%
	3PT%	6-23	26.1%
	FT%	11-15	73.3%

Dead Ball Rebounds: 0, 0

Technical Fouls::NONE

Shooting By Period			
1 st	FG%	11-28	39.3%
	3PT%	3-12	25.0%
	FT%	3-3	100%
2 nd	FG%	12-29	41.4%
	3PT%	3-11	27.3%
	FT%	8-12	66.7%
GM	FG%	23-57	40.4%
	3PT%	6-23	26.1%
	FT%	11-15	73.3%
Dead Ball Rebounds: 0, 0			

	IONA	NIA	Points from	IONA	NIA	Period by Period Scoring			
Biggest lead	11 (1 st 7:08)	1 (1 st 15:55)	Turnovers	12	21		1st	2nd	TOT
Best Scoring Run	10(1 st 7:08)	7(1 st 9:26)	Paint	28	28	IONA	34	31	65
Lead Changes	4		Second Chance	10	7				
Times Tied	3		Fast Breaks	21	9	NIA	28	35	63
Time with Lead	38:09	00:36	Bench	24	18				

IONA PERFORMERS

- Dejour Reaves' 23 points came on 10-of-17 shooting with three three-pointers. He added four rebounds, two assists and two steals.
- Adam Njie Jr. scored 13 points and dished out eight assists to go along with four rebounds.
- Yaphet Moundi posted seven points, six rebounds, four assists and two steals.
- Clarence Rupert posted five points and 10 rebounds.
- Comeh Emuobor posted six points.

THE OPPONENT

- Josiah Davis scored 18 points and grabbed five rebounds to lead the home team.
- Jaeden Marshall added 12 points and two assists.
- Olumide Adelodun had nine points and five steals.

TEAM STATISTICS

- Iona out shot Niagara 50.0%-40.4% for the game and connected on 6-of-16 from long distance.
- The Gaels also out rebounded Niagara 39-29, 9-8 on the offensive glass and 10-7 on second chance points.
- Iona posted 18 assists and 16 turnovers while Niagara had 15 assists and 15 giveaways. The Purple Eagles led 21-12 on points off turnovers.

LAST TIME VS. CANISIUS... (IONA 82, CANISIUS 61 • JAN. 16, 2025)



Official Basketball Box Score - Final
Canisius at Iona
01/16/25 Hynes Center, New Rochelle, NY
2024-25 Men's Basketball

Game Time: 7:00 PM
Game Duration: 1:49
Attendance: 1,369

Officials: Lee Cassell, Ed Corliss, Josh Anderson

Canisius - 61

Record: 1-16 (1-5)

NO. Name		Min	FG M-A	3P M-A	FT M-A	Rebounds			Fouls		TP	AS	TO	ST	Blocks		+/-
						OR	DR	TOT	PF	FD					BS	BA	
7	Dylan Godfrey	F 19:45	0-5	0-4	0-0	1	0	1	2	0	0	1	1	0	1	0	-11
24	Jasman Sangha	F 29:22	5-8	0-2	4-4	3	4	7	3	2	14	3	2	1	3	0	-17
3	Anthony Benard	G 32:26	3-7	2-4	0-0	2	3	5	3	1	8	4	3	1	0	0	-18
6	Tana Kopa	G 36:20	6-11	6-10	2-3	1	3	4	0	2	20	0	3	0	1	0	-19
34	Paul McMillan IV	G 34:35	5-15	1-3	1-2	0	1	1	0	3	12	3	1	0	0	2	-21
1	Cam Palesse	24:31	2-6	0-1	0-1	1	6	7	1	4	4	1	0	0	0	0	-12
9	Evan van der Plas	14:07	0-2	0-2	1-2	0	3	3	0	1	1	1	1	0	0	0	-3
33	Gianni Thompson	04:19	0-0	0-0	1-2	0	0	0	0	1	1	0	0	0	0	0	-1
5	Nicco DiGiulio	02:32	0-0	0-0	1-2	0	0	0	1	1	1	0	2	0	0	0	-2
15	Maji David-Maji	02:03	0-0	0-0	0-0	0	0	0	0	0	0	0	0	0	0	0	-1
Team						2	0	2			0	1					
Totals			21-54	9-26	10-16	10	20	30	10	15	61	13	14	2	5	2	-21

Shooting By Period			
1 st	FG%	9-30	30.0%
	3PT%	5-17	29.4%
	FT%	5-6	83.3%
2 nd	FG%	12-24	50.0%
	3PT%	4-9	44.4%
	FT%	5-10	50%
GM	FG%	21-54	38.9%
	3PT%	9-26	34.6%
	FT%	10-16	62.5%

Dead Ball Rebounds: 2, 0

Technical Fouls::NONE

Iona - 82

Record: 6-12 (3-4)

				FG	3P	FT	Rebounds			Fouls		TP	AS	TO	ST	Blocks		
NO. Name			Min	M-A	M-A	M-A	OR	DR	TOT	PF	FD					BS	BA	+/-
4	Clarence Rupert	F	29:43	0-4	0-0	0-0	3	3	6	1	1	0	4	0	1	0	2	20
33	Jalen Barr	F	14:57	0-0	0-0	2-2	0	1	1	1	1	2	2	0	0	1	0	4
2	Adam Njie Jr.	G	26:30	7-10	0-0	0-0	1	5	6	2	1	14	9	2	2	1	0	27
3	DeJour Reaves	G	31:40	12-20	1-5	0-0	1	8	9	1	2	25	1	2	1	0	2	14
8	Christian Winborne	G	23:49	3-6	3-5	0-0	1	2	3	2	2	9	2	2	1	0	0	6
7	Luke Jungers		24:34	5-9	4-7	0-0	0	1	1	1	0	14	2	0	2	0	0	17
24	Justin Menard		22:15	2-5	2-5	1-2	1	1	2	1	1	7	2	0	0	0	0	11
25	Kernan Bundy		08:08	2-3	1-1	0-0	2	0	2	1	0	5	2	0	0	0	0	3
32	Yaphet Moundi		07:45	1-3	0-0	0-0	0	1	1	3	1	2	0	1	1	0	1	1
1	Jacob Hogarth		02:32	0-0	0-0	0-0	0	0	0	1	0	0	0	0	0	0	0	0
10	Comeh Emuobor		02:32	0-0	0-0	2-2	0	1	1	0	1	2	0	0	0	0	0	0
12	Josh Michigan		02:03	0-0	0-0	0-0	0	1	1	0	0	0	1	1	1	0	0	1
23	JoJo Wallace		02:03	1-2	0-1	0-0	0	0	0	0	0	2	0	0	0	0	0	1
5	Tyruse Boock		01:29	0-0	0-0	0-0	0	0	0	1	0	0	0	0	0	0	0	0
Team							0	2	2			0		0				
Totals				33-62	11-24	5-6	9	26	35	15	10	82	25	8	9	2	5	21

Shooting By Period			
1 st	FG%	14-32	43.8%
	3PT%	4-12	33.3%
	FT%	3-4	75%
2 nd	FG%	19-30	63.3%
	3PT%	7-12	58.3%
	FT%	2-2	100%
GM	FG%	33-62	53.2%
	3PT%	11-24	45.8%
	FT%	5-6	83.3%

Dead Ball Rebounds: 1, 1

Technical Fouls::NONE

	CAN	IONA
Biggest lead	2 (1 st 7:40)	24 (2 nd 4:11)
Best Scoring Run	6 (2 nd 17:04)	13 (2 nd 11:12)
Lead Changes	4	
Times Tied	3	
Time with Lead	01:12	35:45

Points from	CAN	IONA
Turnovers	9	14
Paint	18	36
Second Chance	9	16
Fast Breaks	5	11
Bench	7	32

Period by Period Scoring			
	1 st	2 nd	TOT
CAN	28	33	61
IONA	35	47	82

IONA PERFORMERS

- Dejour Reaves exploded for 25 points on 12-of-20 shooting from the field, 11-for-15 from inside the arc. He was one rebound shy of a second-straight double-double adding an assist and a steal.
- Adam Njie Jr. was 7-for-10 from the field, accounting for his 14 points. He had a career-best nine assists to go along with six rebounds, two steals and a block.
- Luke Jungers had a season-best 14 points, connecting on 4-of-7 long distance attempts. He recorded back-to-back double-digit point efforts for the first time since his rookie season at Omaha. He also added two assists and a steal.
- Christian Winborne scored all nine of his points in the second half with three trifectas. He added three rebounds, two assists and a steal.
- Justin Menard added seven points, two rebounds and two assists.
- Clarence Rupert did not score, but recorded six rebounds, four assists and a steal.

THE OPPONENT

- Tana Kopa scored 20 points for Canisius with the help of six three pointers.
- Jasman Sangha posted 14 points and seven rebounds.
- Iona held Paul McMillan IV - the MAAC's leading scorer at nearly 20 points per game - to 12 points on 5-of-15 shooting.

TEAM STATS

- Iona out shot Canisius 53.2%-38.9% for the game with the help of the strong second half effort.
- The Gaels connected on a season-best 11 three pointers, their second double-digit output of the year.
- Iona held a 35-30 edge on the glass but trailed 10-9 on the offensive end.
- The Maroon & Gold dished out a season-high 25 assists while committing a season-low eight turnovers. The Griffs had 13 assists and 14 giveaways.

MAAC STATISTICS

Game Records

Record	Overall	Home	Away	Neutral
ALL GAMES	10-8	5-4	5-4	0-0
CONFERENCE	10-8	5-4	5-4	0-0
NON-CONFERENCE	0-0	0-0	0-0	0-0

Score by Periods

Team	1st	2nd	OT	TOT
Iona	614	622	19	1255
Opponents	575	649	23	1247

Team Box Score

No.	Player				Total		3-Point		F-Throw		Rebounds													
		GP-GS	MIN	AVG	FG-FGA	FG%	3FG-3FGA	3FG%	FT-FTA	FT%	OFF	DEF	TOT	AVG	PF	DQ	A	TO	BLK	STL	PTS	AVG		
3	REAVES, Dejour	18-18	602:08	33.5	123-264	.466	25-81	.309	39-46	.848	25	76	101	5.6	29	0	36	30	6	34	310	17.2		
2	NJIE JR., Adam	17-13	467:12	27.5	72-174	.414	13-47	.277	35-45	.778	8	38	46	2.7	31	0	74	49	2	34	192	11.3		
0	PATTERSON, James	6-5	128:48	21.5	18-50	.360	3-15	.200	14-16	.875	17	17	34	5.7	12	0	6	16	3	12	53	8.8		
32	MOUNDI, Yaphet	16-6	305:32	19.1	52-103	.505	0-0	.000	35-62	.565	48	68	116	7.3	38	0	16	33	11	14	139	8.7		
7	JUNGERS, Luke	17-11	383:05	22.5	46-109	.422	36-92	.391	7-9	.778	3	26	29	1.7	41	1	18	13	10	14	135	7.9		
24	MENARD, Justin	18-8	444:45	24.7	33-98	.337	24-70	.343	19-23	.826	3	22	25	1.4	39	2	53	13	3	17	109	6.1		
4	RUPERT, Clarence	18-12	397:33	22.1	40-86	.465	3-16	.188	16-31	.516	48	46	94	5.2	41	0	39	29	11	16	99	5.5		
10	EMUOBOR, Comeh	13-4	186:19	14.3	24-51	.471	5-12	.417	15-15	1.000	19	14	33	2.5	14	1	9	15	1	10	68	5.2		
8	WINBORNE, Christian	13-5	211:04	16.2	17-59	.288	9-26	.346	6-8	.750	8	19	27	2.1	21	0	16	15	0	13	49	3.8		
25	BUNDY, Kernan	16-3	228:44	14.3	16-44	.364	10-24	.417	3-6	.500	17	19	36	2.3	19	0	23	10	1	7	45	2.8		
33	BARR, Jalen	15-5	199:40	13.3	11-32	.344	0-3	.000	14-25	.560	15	30	45	3.0	34	1	5	13	6	6	36	2.4		
12	MICHIGAN, Josh	6-0	33:46	5.6	4-4	1.000	0-0	.000	0-0	.000	1	3	4	0.7	4	0	2	2	0	1	8	1.3		
1	HOGARTH, Jacob	8-0	44:30	5.6	4-14	.286	0-0	.000	0-0	.000	1	5	6	0.8	5	0	0	0	1	1	8	1.0		
23	WALLACE, JoJo	5-0	14:28	2.9	2-8	.250	0-5	.000	0-0	.000	0	0	0	0.0	0	0	0	3	0	0	4	0.8		
5	BOOCK, Tyruse	2-0	02:26	1.2	0-0	.000	0-0	.000	0-0	.000	0	0	0	0.0	1	0	0	0	0	0	0	0.0		
Team											31	33	64					17						
Total		18	3650		462-1096	.422	128-391	.327	203-286	.710	244	416	660	36.7	329	5	297	258	55	179	1255	69.7		
Opponents		18	3650		430-992	.433	122-417	.293	265-356	.744	185	413	598	33.2	267	9	269	284	81	134	1247	69.3		

Team Statistics

	IONA	OPP
Scoring	1255	1247
Points per game	69.7	69.3
Scoring margin	+0.4	-
Field goals-att	462-1096	430-992
Field goal pct	.422	.433
3 point fg-att	128-391	122-417
3-point FG pct	.327	.293
3-pt FG made per game	7.1	6.8
Free throws-att	203-286	265-356
Free throw pct	.710	.744
F-Throws made per game	11.3	14.7
Rebounds	660	598
Rebounds per game	36.7	33.2
Rebounding margin	+3.4	-
Assists	297	269
Assists per game	16.5	14.9
Turnovers	258	284
Turnovers per game	14.3	15.8
Turnover margin	+1.4	-
Assist/turnover ratio	1.2	0.9
Steals	179	134
Steals per game	9.9	7.4
Blocks	55	81
Blocks per game	3.1	4.5
Winning streak	1	-
Home win streak	0	-
Attendance	15516	18789
Home games-Avg/Game	9-1724	9-2088
Neutral site-Avg/Game	-	0-0

Team Results

Date	Opponent		Score	Att.
12/06/2024	at Sacred Heart	L	59-83	1126
12/08/2024	Saint Peter's	W	72-63	1610
01/03/2025	Marist	L	65-70	1702
01/05/2025	at Siena	W	74-73	5225
01/10/2025	at Fairfield	L	64-68	2162
01/12/2025	Quinnipiac	L	62-63	1824
01/16/2025	Canisius	W	82-61	1369
01/23/2025	at Rider	W	73-67	1118
01/25/2025	Siena	W	72-68	1643
01/31/2025	at Manhattan	L	55-76	1982
02/02/2025	Fairfield	W	87-64	2082
02/06/2025	at Mount St. Mary's	Wot	70-67	1530
02/08/2025	at Marist	W	75-71	3037
02/14/2025	Rider	L	71-74	1468
02/16/2025	at Quinnipiac	L	74-79	1643
02/21/2025	Manhattan	W	65-60	2400
02/23/2025	Merrimack	Lot	70-77	1418
02/28/2025	at Niagara	W	65-63	966

CANISIUS GOLDEN GRIFFINS ROSTER AND STATISTICS

Roster

No.	Name	Cl.	Pos.	Ht.	Wt.	Hometown / High School
0	Alonso Easterling	Fr.	F	6-11	210	Fayetteville, NC / Peninsula Catholic (VA)
1	Cam Palesse	So.	G	6-5	205	Waukesha, WI / Waukesha West / Valparaiso
2	TJ Porter	Sr.	F	6-8	215	Atlanta, GA / Grayson / Georgia Highlands
3	Anthony Benard	So.	G	6-0	170	Detroit, MI / Grosse Pointe South / Mercer
4	William Scott Jr.	So.	G	6-4	190	Akron, OH / Archbishop Hoban / Triton College
5	Nicco DiGiulio	Fr.	G	5-11	170	Williamsville, NY / Williamsville South
6	Tana Kopa	Sr.	G	6-6	180	Perth, Australia / Grace Baptist Acad. (MS) / LIU
7	Dylan Godfrey	So.	F	6-8	205	Newport Beach, CA / Pacifica Christian / East Los Angeles Coll.
8	Carter Jackson	Fr.	G	6-3	180	Cleveland, OH / Garfield Heights
9	Evan van der Plas	Fr.	F	6-5	190	Rosmalen, Netherlands / BC Triple Threat
15	Maji David-Maji	Jr.	F	6-5	245	Kogi, Nigeria / Day Waterman / Erie CC
24	Jasman Sangha	Gr.	F	6-8	230	Brampton, Ontario / Louise Arbour Secondary / CSUN
33	Gianni Thompson	Jr.	F	6-8	205	Dorchester, MA / Brimmer and May / UMass
34	Paul McMillan IV	Jr.	G	6-3	180	Cincinnati, OH / Woodward Career Tech / Central Michigan
Head Coach: Jim Christian (Rhode Island '88), first season						
Assistant Coach: Bill Wuczynski (UNLV '96)						
Assistant Coach: Herschel Jenkins (Staten Island '14)						
Assistant Coach: Kevin Zabo (Kent State '16)						
Graduate Manager: Jasper Torres (Canisius '23)						

Statistics

No.	Player				Total		3-Point		F-Throw		Rebounds											
		GP-GS	MIN	AVG	FG-FGA	FG%	3FG-3FGA	3FG%	FT-FTA	FT%	OFF	DEF	TOT	AVG	PF	DQ	A	TO	BLK	STL	PTS	AVG
34	MCMILLAN IV, Paul	28-27	1015:16	36.3	202-448	.451	35-104	.337	128-164	.780	15	82	97	3.5	43	1	79	61	0	21	567	20.3
6	KOPA, Tana	28-26	980:20	35.0	121-283	.428	85-203	.419	40-48	.833	15	77	92	3.3	59	3	31	32	18	35	367	13.1
24	SANGHA, Jasman	20-11	498:17	24.9	76-151	.503	11-27	.407	20-24	.833	12	56	68	3.4	54	0	21	36	14	13	183	9.2
7	GODFREY, Dylan	28-21	644:13	23.0	93-211	.441	39-118	.331	21-25	.840	10	62	72	2.6	51	0	18	34	13	16	246	8.8
1	PALESSE, Cam	27-18	776:50	28.8	64-134	.478	20-49	.408	26-36	.722	34	102	136	5.0	54	0	35	17	7	17	174	6.4
3	BENARD, Anthony	28-23	822:10	29.4	57-124	.460	17-43	.395	12-18	.667	5	69	74	2.6	77	4	105	72	3	52	143	5.1
33	THOMPSON, Gianni	24-5	312:44	13.0	36-80	.450	10-20	.500	14-26	.538	14	34	48	2.0	42	0	10	23	9	7	96	4.0
9	VAN DER PLAS, Evan	28-9	397:33	14.2	17-52	.327	13-36	.361	6-10	.600	11	31	42	1.5	61	3	14	22	1	9	53	1.9
11	OGHENE, Tyson	5-0	35:53	7.2	2-6	.333	2-6	.333	0-0	.000	0	1	1	0.2	4	0	1	0	0	1	6	1.2
4	SCOTT JR., William	7-0	90:04	12.9	2-16	.125	0-8	.000	4-4	1.000	1	6	7	1.0	8	0	5	4	0	4	8	1.1
5	DIGIULIO, Nicco	7-0	10:26	1.5	0-2	.000	0-2	.000	1-2	.500	0	0	0	0.0	1	0	0	2	0	0	1	0.1
15	DAVID-MAJI, Maji	11-0	15:23	1.4	0-2	.000	0-1	.000	0-2	.000	2	1	3	0.3	2	0	2	1	0	0	0	0.0
21	AUGUSTINE, Trevor	1-0	00:51	0.9	0-0	.000	0-0	.000	0-0	.000	0	0	0	0.0	0	0	0	0	0	0	0	0.0
Team											39	39	78					36				
Total		28	5600		670-1509	.444	232-617	.376	272-359	.758	158	560	718	25.6	456	11	321	340	65	175	1844	65.9
Opponents		28	5600		791-1593	.497	238-655	.363	387-511	.757	294	716	1010	36.1	350	1	472	306	87	172	2207	78.8

IONA GAELS (13-16, 10-8 MAAC)



RECORD	THIS YR	LAST YR	STATS	IONA	OPPONENT	UPCOMING SCHEDULE
OVERALL	13-16	16-17	FG%	41.0%	45.2%	3/8 SACRED HEART* 4 p.m. ESPN+
MAAC	10-8	10-10	FT%	68.1%	74.0%	3/11 MAAC First Round 6/8:30 p.m. ESPN+
HOME	6-7	9-5	3FG%	31.6%	32.7%	3/12-13 MAAC Quarters 6/8:30 p.m. ESPN+
ROAD	6-7	5-8	POINTS	68.6	70.9	3/14 MAAC Semi 6/8:30 p.m. ESPNNews
VS. CAN	1-0	1-1	REBOUNDS	36.9	32.9	3/15 MAAC Final 7:30 p.m. ESPNU
LAST 5	2-3	3-2	TURNOVERS	14.8	16.1	

1	Jacob HOGARTH <i>(HOE-garth)</i> Fr. • 6-9 • 210 • Brooklyn, NY		<ul style="list-style-type: none"> Early signee in Fall 2023. Versatile defender capable of altering shot and forcing turnovers. Moves well and is very strong in the post. Played at Archbishop Stepinac for his first two years. 	LAST GAME
	CAREER HIGH P-R-A			
	4-5-1	1.2 PPG 33.3% FG 0.0% 3FG 50.0% FT		
2	Adam NJIE JR. <i>(JYE)</i> Fr. • 6-3 • 175 • Bronx, NY		<ul style="list-style-type: none"> Ranks No. 2 among MAAC Rookie in scoring, assists, steals and assist/turnover ratio. First collegiate double-double vs. Rider (10p/12a) One of Iona's highest rated freshman guard recruits in program history. CSHAA product out from Cardinal Hayes High School in the Bronx. 	MAAC ROOKIE OF THE WEEK (11/11) LAST GAME 13 pts, 4 reb, 8 ast 6-11 FG, 1 3FG
	CAREER HIGH P-R-A			
	23-6-12	11.5 PPG 40.6% FG 2.8 RPG 29.8% 3FG 4.0 APG 72.9% FT		
3	DeJour REAVES <i>(dah-ZHOR)</i> Sr. • 6-0 • 170 • Syracuse, NY		<ul style="list-style-type: none"> Goes by nickname "DaeDae" Iona's top scorer and No. 4 in MAAC Two points/rebound double-doubles. Named 2024-25 tri-captain with Clarence Rupert and Jalen Barr. Averaged 14.9 points, 3.5 rebounds, 1.4 assists, 38 3FG%, 1.5 makes per game in one season at Northern Colorado. 2024 All-Big Sky Third Team and Big Sky Sixth Man of the Year. 	PRESEASON ALL-MAAC 1ST TEAM TEAM CAPTAIN LAST GAME 23 pts, 4 reb, 2 ast 10-17 FG, 3 3FG
	CAREER HIGH P-R-A			
	30-11-6	17.0 PPG 45.0% FG 5.4 RPG 31.7% 3FG 1.9 APG 85.0% FT		
4	Clarence RUPERT <i>(ROO-pert)</i> Sr. • 6-8 • 240 • Philadelphia, PA		<ul style="list-style-type: none"> Named 2024-25 tri-captain with Dejour Reaves and Jalen Barr. Averaged 7.5 points, 5.7 rebounds as a junior at S. Illinois. Played freshman season at Saint Peter's and was instrumental in Elite 8 run. Vocal leader for the 2024-25 Gaels. 	PRESEASON ALL-MAAC 3RD TEAM TEAM CAPTAIN LAST GAME 5 pts, 10 reb, 1 ast 3 stl, 1-3 FG
	CAREER HIGH P-R-A			
	20-12-5	6.2 PPG 46.0% FG 5.1 RPG 25.0% 3FG 2.0 APG 58.2% FT		
5	Tyruse BOOCK <i>(ty-ROOSE BOOK)</i> Jr. • 6-3 • 190 • New York, NY		<ul style="list-style-type: none"> Has made two appearances this season. Junior walk-on from New York City Played his sophomore campaign at Mohawk Community College. 	LAST GAME DNP
	CAREER HIGH P-R-A			
	0-0-0	0.0 PPG 0-0 FG 0.0 RPG 0-0 3FG 0.0 APG 0-0 FT		
7	Luke JUNGERS <i>(JUNG-ers)</i> Jr. • 6-9 • 220 • Omaha, NE		<ul style="list-style-type: none"> Has posted 10 or more points in nine of the last 13 games including season-best 16 vs. Siena. Averaged 7.0 points in 32 games as a freshman at Omaha. Injured most of his sophomore season. Shot 38 3FG% with 1.3 makes per game in two years. Poured in a career-high 27 points vs. South Dakota as a freshman at Omaha. 	LAST GAME 3 pts, 1 reb, 0 ast 1-3 FG, 1 3FG
	CAREER HIGH P-R-A			
	27-6-4	6.2 PPG 41.4% FG 1.4 RPG 38.6% 3FG 0.8 APG 61.5% FT		
8	Christian WINBORNE Jr. • 6-2 • 185 • Baltimore, MD		<ul style="list-style-type: none"> Posted a season-best 10 points vs. Marist. Made season debut at Colgate. Started seven of 15 games he has appeared in. Averaged 6.0 points, 1.1 assists, 1.0 steals in 22.3 minutes per game as a freshman at St. Joseph's Had his career-high point effort of 19 vs. Tobin Anderson's FDU squad. 	LAST GAME DNP
	CAREER HIGH P-R-A			
	19-5-4	3.9 PPG 29.0% FG 2.1 RPG 31.0% 3FG 1.2 APG 83.3% FT		
10	Comeh EMUOBOR <i>(CO-may eh-MOE-bore)</i> So. • 6-5 • 205 • Raleigh, NC		<ul style="list-style-type: none"> Earned starts vs. Rice, at Sacred Heart and last three games vs. Manhattan, Merrimack and Niagara. Scored career-high 20 points vs. Warriors. Enters his second season in Division I after competing for UCF as a freshman. 3-star wing out of high school. Appeared in 10 games as a freshman at UCF in the Big 12. 	LAST GAME 6 pts, 2 reb, 0 ast 3-5 FG
	CAREER HIGH P-R-A			
	20-9-2	4.0 PPG 39.8% FG 2.5 RPG 28.6% 3FG 0.6 APG 72.4% FT		

<div>12</div> <div>Josh MICHIGAN</div> <div>Fr. • 6-4 • 195 • Brick, NJ</div>	<div><div>CAREER HIGH P-R-A</div><div>8-3-1</div></div> <div>1.1 PPG0.9 RPG0.3 APG</div> <div>100.0% FG0-0 3FG0-0 FT</div>	<div><div>• Made season debut vs. Rice in the Bahamas.</div><div>• Scored eight points of the bench at Sacred Heart.</div><div>• Rookie walk-on from the New Jersey shore.</div><div>• Played scholastically for Brick Memorial High School and Compass Academy in postgraduate season.</div></div>	<div>LAST GAME</div> <div>DNP</div>
<div>23</div> <div>JoJo WALLACE</div> <div>Fr. • 6-3 • 175 • Milford, CT</div>	<div><div>CAREER HIGH P-R-A</div><div>7-3-0</div></div> <div>2.0 PPG0.6 RPG0.0 APG</div> <div>29.4% FG13.3% 3FG0-0 FT</div>	<div><div>• Early signee in Fall 2023</div><div>• A pure scorer and another three-level scorer</div><div>• Great in transition and finishes well at the rim with both hands.</div><div>• Son of former Syracuse standout and New York Knick draft pick John Wallace</div></div>	<div>LAST GAME</div> <div>DNP</div>
<div>24</div> <div>Justin MENARD</div> <div>Fr. • 6-3 • 175 • Higganum, CT</div>	<div><div>CAREER HIGH P-R-A</div><div>13-3-6</div></div> <div>5.7 PPG1.1 RPG2.5 APG</div> <div>33.1% FG33.7% 3FG85.2% FT</div>	<div><div>• Averaging 6.3 ppg, 2.7 apg, 34.1% 3FG in last 23 games after 1.0 ppg, 0.3 apg, 25.0% 3FG in first six games.</div><div>• Matched season-high with 13 at Quinnipiac</div><div>• Has great size for the point guard position and can score from all three levels.</div><div>• Iona alums that played at St. Thomas More: Anthony Bruin, Tre Bowman, E.J. Crawford, and A.J. English.</div></div>	<div>LAST GAME</div> <div>2 pts, 2 reb, 1 ast 1-4 FG</div>
<div>25</div> <div>Kernan BUNDY <i>(CURR-nan)</i></div> <div>Jr. • 6-3 • 190 • Overland Park, KS</div>	<div><div>CAREER HIGH P-R-A</div><div>8-8-4</div></div> <div>3.3 PPG2.9 RPG1.0 APG</div> <div>38.9% FG42.9% 3FG83.3% FT</div>	<div><div>• Season high eight points on two occasions at Rider and at Siena.</div><div>• Averaged 9.8 points, 3.6 rebounds and 2.1 assists in 68 career games at perennial JUCO national contender Hutchison Community College.</div></div>	<div>LAST GAME</div> <div>4 pts, 2 reb, 2 ast 1-3 FG, 1 3FG</div>
<div>32</div> <div>Yaphet MOUNDI <i>(ya-FET MOON-dee)</i></div> <div>Jr. • 6-8 • 205 • Paris, France</div>	<div><div>CAREER HIGH P-R-A</div><div>25-20-4</div></div> <div>8.6 PPG7.0 RPG0.8 APG</div> <div>51.8% FG0-0 3FG50.9% FT</div>	<div><div>• Named MAAC Player of the Week on Feb. 3.</div><div>• Posted one of six 20/20 efforts in the NCAA as of Feb. 5 and only 25/20 vs. a Division I opponent.</div><div>• #26 ranked JUCO joining recent Iona Top 30 recruits Daniss Jenkins #3, Greg Gordon #16, Berrick Jeanlouis #27 and Osborn Shema #29</div><div>• Averaged 13.7 points, 10.1 rebounds with 54.2 FG% in 62 games at Panola College (JUCO)</div></div>	<div>MAAC PLAYER OF THE WEEK (2/3)</div> <div>LAST GAME</div> <div>7 pts, 6 reb, 4 ast 3-6 FG</div>
<div>33</div> <div>Jalen BARR <i>(JAY-len)</i></div> <div>Sr. • 6-4 • 185 • Charlotte, NC</div>	<div><div>CAREER HIGH P-R-A</div><div>22-19-5</div></div> <div>2.1 PPG2.7 RPG0.5 APG</div> <div>29.8% FG0.0% 3FG54.5% FT</div>	<div><div>• Has started eight games.</div><div>• Named 2024-25 tri-captain with Clarence Rupert and Dejour Reaves.</div><div>• Averaged 8.8 points, 6.7 rebounds, 2.0 assists as a red shirt junior at Flagler College</div><div>• Two time All-Peach Belt Conference team selection and two-time PBC Defender of the Year</div></div>	<div>TEAM CAPTAIN</div> <div>LAST GAME</div> <div>2 pts, 3 reb, 0 ast 1-2 FG</div>

MAAC TEAM STATS LEADERBOARD

Scoring Offense	6th	68.6	3FG Made	13th	6.8	Turnover Margin	3rd	+1.3
Scoring Defense	5th	70.9	FT Pct.	13th	.681	Turnovers	10th	14.8
Scoring Margin	9th	-2.2	Reb. Offense	4th	36.9	TURNOVERS FORCED	1ST	16.1
FG Pct.	11th	.410	Reb. Defense	4th	32.9	Ast./TO Ratio	10th	1.0
FG Pct. Defense	8th	.452	OFFENSIVE REB.	1ST	14.7	Blocks	9th	2.8
3FG Pct.	11th	.316	Defensive Reb.	10th	22.2	Assists	5th	14.3
3FG Pct. Defense	5th	.327	Reb. Margin	4th	+4.0	STEALS	1ST	10.0

MAAC INDIVIDUAL STATS LEADERBOARD

<div>Luke Jungers</div> <div>3-Point FG Pct10th.386</div> <div>3-Point FG Made16th1.7</div>	<div>Yaphet Moundi</div> <div>Rebounding7th7.0</div> <div>Field Goal Pct7th.518</div> <div>Steals25th1.1</div> <div>Blocked Shots17th.7</div>	<div>Dejour Reaves</div> <div>Scoring4th17.0</div> <div>Rebounding22nd5.4</div> <div>Field Goal Pct22nd.450</div> <div>Free Throw Pct2nd.850</div> <div>Steals3rd2.1</div> <div>3-Point FG Made22nd1.6</div> <div>Minutes Played9th33.9</div>	<div>Adam Njie Jr.</div> <div>Scoring22nd11.5</div> <div>Assists7th4.0</div> <div>Steals12th1.6</div>
<div>Justin Menard</div> <div>Assists17th2.5</div> <div>3-Point FG Pct24th.337</div>			<div>Clarence Rupert</div> <div>Blocked Shots19th.6</div>

OVERALL STATISTICS

Game Records

Record	Overall	Home	Away	Neutral
ALL GAMES	13-16	6-7	6-7	1-2
CONFERENCE	10-8	5-4	5-4	0-0
NON-CONFERENCE	3-8	1-3	1-3	1-2

Score by Periods

Team	1st	2nd	OT	TOT
Iona	969	1002	19	1990
Opponents	964	1068	23	2055

Team Box Score

No.	Player				Total		3-Point		F-Throw		Rebounds															
		GP-GS	MIN	AVG	FG-FGA	FG%	3FG-3FGA	3FG%	FT-FTA	FT%	OFF	DEF	TOT	AVG	PF	DQ	A	TO	BLK	STL	PTS	AVG				
3	REAVES, Dejour	29-29	983:59	33.9	190-422	.450	45-142	.317	68-80	.850	44	112	156	5.4	50	0	55	47	7	62	493	17.0				
2	NJIE JR., Adam	28-23	803:29	28.7	123-303	.406	25-84	.298	51-70	.729	19	58	77	2.8	54	1	113	79	2	46	322	11.5				
0	PATTERSON, James	15-12	345:48	23.1	49-140	.350	11-49	.224	33-43	.767	41	48	89	5.9	35	0	13	38	5	28	142	9.5				
32	MOUNDI, Yaphet	27-14	527:24	19.5	87-168	.518	0-0	.000	57-112	.509	74	115	189	7.0	63	0	22	48	20	29	231	8.6				
7	JUNGERS, Luke	26-14	489:41	18.8	55-133	.414	44-114	.386	8-13	.615	4	32	36	1.4	50	1	22	19	11	20	162	6.2				
4	RUPERT, Clarence	25-19	567:20	22.7	58-126	.460	7-28	.250	32-55	.582	63	64	127	5.1	56	0	49	47	15	22	155	6.2				
24	MENARD, Justin	26-8	583:14	22.4	46-139	.331	32-95	.337	23-27	.852	4	24	28	1.1	48	2	64	21	4	19	147	5.7				
10	EMUOBOR, Comeh	24-5	319:44	13.3	35-88	.398	6-21	.286	21-29	.724	33	26	59	2.5	23	1	15	29	1	14	97	4.0				
8	WINBORNE, Christian	15-7	259:39	17.3	20-69	.290	9-29	.310	10-12	.833	8	23	31	2.1	29	1	18	16	0	17	59	3.9				
25	BUNDY, Kernan	26-5	400:53	15.4	28-72	.389	15-35	.429	15-18	.833	40	35	75	2.9	41	0	27	20	3	14	86	3.3				
33	BARR, Jalen	22-8	313:02	14.2	14-47	.298	0-5	.000	18-33	.545	21	38	59	2.7	57	2	11	20	11	13	46	2.1				
23	WALLACE, JoJo	11-0	76:39	7.0	10-36	.278	2-15	.133	0-0	.000	2	5	7	0.6	1	0	0	7	0	0	22	2.0				
1	HOGARTH, Jacob	17-1	136:05	8.0	9-27	.333	0-4	.000	2-4	.500	6	12	18	1.1	21	0	3	7	3	5	20	1.2				
12	MICHIGAN, Josh	7-0	40:34	5.8	4-4	1.000	0-0	.000	0-0	.000	3	3	6	0.9	8	0	2	2	0	1	8	1.1				
5	BOOCK, Tyruse	2-0	02:26	1.2	0-0	.000	0-0	.000	0-0	.000	0	0	0	0.0	1	0	0	0	0	0	0	0.0				
Team											63	49	112					30								
Total		29	5850		728-1774	.410	196-621	.316	338-496	.681	425	644	1069	36.9	537	8	414	430	82	290	1990	68.6				
Opponents		29	5850		703-1557	.452	219-670	.327	430-581	.740	280	674	954	32.9	450	11	422	467	135	213	2055	70.9				

Team Statistics

	IONA	OPP
Scoring	1990	2055
Points per game	68.6	70.9
Scoring margin	-2.2	-
Field goals-att	728-1774	703-1557
Field goal pct	.410	.452
3 point fg-att	196-621	219-670
3-point FG pct	.316	.327
3-pt FG made per game	6.8	7.6
Free throws-att	338-496	430-581
Free throw pct	.681	.740
F-Throws made per game	11.7	14.8
Rebounds	1069	954
Rebounds per game	36.9	32.9
Rebounding margin	+4.0	-
Assists	414	422
Assists per game	14.3	14.6
Turnovers	430	467
Turnovers per game	14.8	16.1
Turnover margin	+1.3	-
Assist/turnover ratio	1.0	0.9
Steals	290	213
Steals per game	10.0	7.3
Blocks	82	135
Blocks per game	2.8	4.7
Winning streak	1	-
Home win streak	0	-
Attendance	23354	33204
Home games-Avg/Game	13-1796	13-2554
Neutral site-Avg/Game	-	3-285

Team Results

Date	Opponent		Score	Att.
11/04/2024	at Princeton	L	80-81	1690
11/08/2024	at Hofstra	L	76-90	3347
11/12/2024	Delaware	L	58-64	2028
11/15/2024	Vermont	W	62-59	2200
11/20/2024	at West Virginia	L	43-86	8591
11/25/2024	Cornell	L	68-84	2000
11/29/2024	vs Tarleton St.	W	62-51	237
11/30/2024	vs Indiana St.	L	80-83	325
12/01/2024	vs Rice	L	66-70	294
12/06/2024	at Sacred Heart	L	59-83	1126
12/08/2024	Saint Peter's	W	72-63	1610
12/22/2024	at Colgate	W	79-73	787
12/29/2024	Harvard	L	61-67	1610
01/03/2025	Marist	L	65-70	1702
01/05/2025	at Siena	W	74-73	5225
01/10/2025	at Fairfield	L	64-68	2162
01/12/2025	Quinnipiac	L	62-63	1824
01/16/2025	Canisius	W	82-61	1369
01/23/2025	at Rider	W	73-67	1118
01/25/2025	Siena	W	72-68	1643
01/31/2025	at Manhattan	L	55-76	1982
02/02/2025	Fairfield	W	87-64	2082
02/06/2025	at Mount St. Mary's	Wot	70-67	1530
02/08/2025	at Marist	W	75-71	3037
02/14/2025	Rider	L	71-74	1468
02/16/2025	at Quinnipiac	L	74-79	1643
02/21/2025	Manhattan	W	65-60	2400
02/23/2025	Merrimack	Lot	70-77	1418
02/28/2025	at Niagara	W	65-63	966



IONA GAELS BASKETBALL

ROSTER / QUICK FACTS

NUMERICAL

No.	Name	Cl.	Pos.	Ht.	Wt.	Hometown / Last School
1	Jacob Hogarth	Fr.	F	6-9	210	Brooklyn, NY / South Kent School (CT)
2	Adam Njie Jr.	Fr.	G	6-3	175	Bronx, NY / Cardinal Hayes
3	Dejour Reaves	Sr.	G	6-0	170	Syracuse, NY / Northern Colorado
4	Clarence Rupert	Sr.	F	6-8	240	Philadelphia, PA / Southern Illinois
5	Tyruse Boock	Jr.	G	6-3	180	New York, NY / Mohawk Valley CC
7	Luke Jungers	Jr.	F	6-9	220	Omaha, NE / Nebraska-Omaha
8	Christian Winborne	Jr.	G	6-2	185	Baltimore, MD / Saint Joseph's (PA)
10	Comeh Emuobor	So.	G	6-5	205	Raleigh, NC / UCF
12	Josh Michigan	Fr.	G	6-4	195	Brick, NJ / Compass Academy (GA)
15	Connor Horan	Fr.	F	6-8	230	Fairfax, VA / Blue Ridge School
23	JoJo Wallace	Fr.	G	6-3	175	Milford, CT / South Kent School
24	Justin Menard	Fr.	G	6-3	175	Higganum, CT / St. Thomas More
25	Kernan Bundy	Jr.	G	6-3	190	Overland Park, KS / Hutchison CC
32	Yaphet Moundi	Jr.	F	6-8	205	Paris, France / Panola College (TX)
33	Jalen Barr	Sr.	G/F	6-4	185	Charlotte, NC / Flagler College

Head Coach: Tobin Anderson (Wesleyan '95, Florida State '96MA), second season

Assistant Coaches: Tom Bonacum (Ramapo '18), Kam Murrell (St. Thomas Aquinas '19),
Patrick Wallace (Charleston Southern '17), Kyle Washington (Cincinnati '18)

Director of Operations: Ray Savage (Staten Island '19)

Director of Analytics/Player Personnel: Luke Testani (Michigan '20)

Graduate Managers: Parker Weiss (Iona '23), Pat Buckley (Catholic '23), Jules LeJamtel (Washington '22),
Robert Gerity (Xavier '24)

Strength & Conditioning Coach: Richard Irving (East Stroudsburg '15)

Athletic Communications Contact: Brian Beyrer (Iona '01)

SOCIAL

Twitter	Instagram
@JacobHogarth2	@easymoneyjacob
@2_adamm	@adammm.2
@reaves_dejour	@hoodrichsilk
@CMILLY4	@1cmilly_
@luke_jungers21	@ljungo.7
@Polothedon__	@polothedon__
@comeh_emuobor	@comeh5
@JoshuaMichigan	@josh_michigan
@ConnorHoran35	@connorhran31
	@jojow44
@just_menard	@justin_menard
@13Kcb	@kernan.bundy
@yaphet_wmoundi	@yaphetmoundi32
@kingbarr23	@jbwitdabuckets

Coaching Staff (Twitter only):

Tobin Anderson	@andersontobin
Tom Bonacum	@tom_bonacum
Kam Murrell	@kam_murrell
Patrick Wallace	@PWfor3
Ray Savage	@Ray_Savageee
Kyle Washington	@Washingtonk24
Luke Testani	@luketestani
Parker Weiss	@parker_weiss4
Pat Buckley	@PBuckl3y

BY CLASS:

Seniors - 3	Sophomores - 1
Juniors - 5	Freshmen - 6

BY STATE:

4	New York
2	Connecticut, North Carolina
1	Kansas, Maryland, Nebraska, New Jersey, Pennsylvania, Virginia
Int'l	France

BY TENURE:

Returners - 0
Newcomers - 15

PRONUNCIATION GUIDE:

#	Player	Name	Hometown
1	J. Hogarth	HOE-garth	
2	A. Njie Jr.	JYE	
3	D. Reaves	dah-ZHOR	
4	C. Rupert	ROO-pert	
5	T. Boock	ty-ROOSE BOOK	
7	L. Jungers	JUNG-ers	
10	C. Emuobor	CO-may eh-MOE-bore	
24	J. Menard		HIGG-ah-num
25	K. Bundy	CURR-nan	
32	Y. Moundi	ya-FET MOON-dee	
33	J. Barr	JAY-len	

QUICK FACTS

Name	Iona University
Location	New Rochelle, NY 10801-1890
Founded	1940
Enrollment (2023-24)	3,134
Nickname	Gaels
Colors	Maroon & Gold
Affiliation	NCAA Division I
Conference	Metro Atlantic Athletic (MAAC)
Home Court (Capacity)	Hynes Center (2,578)
President	Seamus Carey, Ph.D.
Director of Athletics	Matthew Glovaski
Athletic Trainer	Kris Tsai
Strength and Conditioning Coach	Richard Irving
Athletics Phone	(914) 633-2654

ATHLETIC COMMUNICATIONS

Sr. Associate AD	Brian Beyrer (Iona '01)
Office	(914) 637-2726
Cell	(914) 497-3136
E-mail	bbeyrer@iona.edu
Assistant AD	Brian Duane (York '15)
Office	(914) 633-2334
E-mail	bduane@iona.edu
Assistant AD	Garrett Murray (Iona '19)
Office	(914) 633-2057
E-mail	gmurray@iona.edu

BASKETBALL INFORMATION

First Season	1940-41 (79 years)
All-Time Record	1,295-940 (.579)
NCAA Appearances	16 (1979, 1980, 1984, 1985, 1998, 2000, 2001, 2006, 2012, 2013, 2016, 2017, 2018, 2019, 2021, 2023)
NIT Appearances	Six (1982, 1983, 1996, 1997, 2014, 2015)
MAAC Tournament Championships	14 (1982, 1984, 1985, 1998, 2000, 2001, 2006, 2013, 2016, 2017, 2018, 2019, 2021, 2023)
MAAC Regular Season Championships	13 (1982-83, 1983-1984, 1984-85, 1995-96, 1996-97, 1997-98, 2000-01, 2011-12, 2013-14, 2014-15, 2018-19, 2021-22, 2022-23)
2023-24 Record	16-17
2023-24 MAAC Record/Finish	10-10/7th
Head Coach	Tobin Anderson
Record at Iona	29-33 (.468) / two seasons
NCAA Record	444-240 (.649) / 24 seasons
Assistant Coach	Tom Bonacum
Assistant Coach	Kam Murrell
Assistant Coach	Patrick Wallace
Assistant Coach	Kyle Washington

SOCIAL MEDIA GUIDE



@IonaGaels, @IonaGaelsMBB, #GaelNation



IONA GAELS BASKETBALL RADIO-TV ROSTER



JACOB HOGARTH

1 Fr. • F • 6-9 • 210
BROOKLYN, NY
HOE-GARTH



ADAM NJIE JR.

2 Fr. • G • 6-3 • 175
BRONX, NY
JYE



DEJOUR REAVES

3 Sr. • G • 6-0 • 170
SYRACUSE, NY
DAH-ZHOR



CLARENCE RUPERT

4 Sr. • F • 6-8 • 240
PHILADELPHIA, PA
ROO-PERT



TYRUSE BOOCK

5 Jr. • G • 6-3 • 190
NEW YORK, NY
TY-ROOSE BOOK



LUKE JUNGERS

7 Jr. • F • 6-9 • 220
OMAHA, NE
JUNG-ERS



CHRISTIAN WINBORNE

8 Jr. • G • 6-2 • 185
BALTIMORE, MD



COMEH EMUOBOR

10 So. • G • 6-5 • 205
RALEIGH, NC
CO-MAY EH-MOE-BORE



JOSH MICHIGAN

12 Fr. • G • 6-4 • 195
BRICK, NJ



JoJo WALLACE

23 Fr. • G • 6-3 • 175
MILFORD, CT



JUSTIN MENARD

24 Jr. • G • 6-3 • 175
HIGGANUM, CT
HT: HIGG-AH-NUM



KERNAN BUNDY

25 Jr. • G • 6-3 • 190
OVERLAND PARK, KS
CURR-NAN



YAPHET MOUNDI

32 Jr. • F • 6-8 • 205
PARIS, FRANCE
YA-FET MOON-DEE



JALEN BARR

33 Sr. • G/F • 6-4 • 185
CHARLOTTE, NC
JAY-LEN

COACHING STAFF



TOBIN ANDERSON

HEAD COACH
SECOND SEASON



TOM BONACUM

ASSISTANT COACH
SECOND SEASON



KAM MURRELL

ASSISTANT COACH
SECOND SEASON



PATRICK WALLACE

ASSISTANT COACH
SECOND SEASON



KYLE WASHINGTON

ASSISTANT COACH
SECOND SEASON



RAY SAVAGE

DIR. OF OPERATIONS
SECOND SEASON



LUKE TESTANI

DIR. OF ANALYTICS
SECOND SEASON