



RICE OWLS BASKETBALL

2024-25 GAME NOTES

2024-25 SCHEDULE

3-0 H, 2-0 A, 1-2 N

NOVEMBER

5	FIU ^{ESPN+}	W, 77-70
9	1 vs. Florida State ^{ESPN+}	L, 65-73
12	LOUISIANA-MONROE ^{ESPN+}	W, 66-50
16	NORTHWESTERN STATE ^{ESPN+}	W, 77-75 ^{ot}
19	at Louisiana ^{ESPN+}	W, 83-61
22	at HCU ^{ESPN+}	W, 61-58
29	2 vs. Hofstra ^{FloCollege}	L, 63-68 ^{ot}
30	2 vs. Arkansas State ^{FloCollege}	W, 75-67

DECEMBER

1	2 vs. Iona ^{FloCollege}	1 p.m.
8	at Texas State ^{ESPN+}	2 p.m.
16	ALCORN STATE ^{ESPN+}	7 p.m.
19	UNT-DALLAS ^{ESPN+}	11:15 a.m.
22	PRAIRIE VIEW A&M ^{ESPN+}	7 p.m.

JANUARY

1	* at Tulsa ^{ESPN+}	2 p.m.
4	* CHARLOTTE ^{ESPN+}	2 p.m.
8	* at North Texas ^{ESPN+}	8 p.m.
11	* TEMPLE ^{ESPN+}	1 p.m.
14	* UTSA ^{ESPN+}	7 p.m.
19	* at Florida Atlantic ^{ESPN+}	12 p.m.
25	* TULANE ^{ESPN+}	1:30 p.m.
28	* at South Florida ^{ESPN2/ESPN+}	6 p.m.

FEBRUARY

2	* MEMPHIS ^{ESPN+}	2 p.m.
5	* at East Carolina ^{ESPN+}	6 p.m.
8	* at Charlotte ^{ESPN+}	3 p.m.
11	* NORTH TEXAS ^{ESPN+}	8 p.m.
15	* at Tulane ^{ESPN+}	11 a.m.
19	* UAB ^{ESPN+}	7 p.m.
22	* TULSA ^{ESPN+}	TBA
26	* at Memphis ^{ESPN+}	7 p.m.

MARCH

2	* at UTSA ^{ESPN+}	5 p.m.
6	* WICHITA STATE ^{ESPN+}	7 p.m.
12-16	2 AAC Tournament	TBA

All times are central and subject to change

* American Athletic Conference game

1 MattressFirm Battleground 2k24 (Toyota Center)

2 Nassau Championship (Nassau, Bahamas)

3 AAC Tournament (Fort Worth, Texas)

PRONUNCIATION GUIDE

Players

Andrew Akuchie	Ah-Coo-CHAY
Alem Huseinovic	Aa-Lem Who-say-no-vich
Emory Lanier	Em-Uh-REE Luh-NEAR
Jimmy Oladokun, Jr.	Oh-LAD-oh-koon
Iffy Ufochukwu	If-FEE Ooo-Foo-CHOO-Kwoo

Coaches

Rob Lanier	Luh-NEAR
Chris Kreider	CRY-der

GAME 9

DECEMBER 1, 2024 / 1 P.M. CT / NASSAU, BAHAMAS / BAHAMAR CONVENTION CENTER



RICE
OWLS

VS.

IONA
GAELS



TV

FLOCOLLEGE

Play-by-Play: Jonny Wincott

Analyst: Kevin Brown

RADIO

Varsity Network, Owls Gameday App & RiceOwls.com

Play-by-Play: Jason Metko



RICE OWLS

2024-25 Record:6-2
2024-25 AAC Record:0-0
Last Game:W, 75-67 vs. Arkansas State
Head Coach:Rob Lanier
Career Record (Years):147-138 (9th)
At Rice:6-2 (1st)
vs. Iona:7-3













IONA GAELS

2024-25 Record:2-6
2024-25 MAAC Record:0-0
Last Game:L, 83-80 vs. Indiana State
Head Coach:Tobin Anderson
Career Record (Years):433-230 (24th)
At Iona:18-23 (2nd)
vs. Rice:0-0

RICE CLOSES NASSAU CHAMPIONSHIP AGAINST IONA

- Rice closes the Nassau Championship against Iona on Sunday, December 1, in Nassau, Bahamas. Tip-off is scheduled for 1 p.m. CT and the game will be streamed by FloCollege.
- With the 77-70 victory over FIU in the season-opener, Head Coach Rob Lanier became the 15th Head Coach to win their first game at Rice, and the first since Scott Thompson in 1987.
- Rice is attempting 30.4 free throws per game, which is the fourth-most in the nation.
- This is just the second meeting between Rice and Iona. Rice won the only other meeting, a 61-60 decision in the third-place game of the 1967 Queens City Tournament in Buffalo, N.Y.
- In the last three games, Rice is allowing its opponents to hit just 15.6% (12-of-77) from three.
- Rice graduate student Trae Broadnax is the reigning American Athletic Conference Player of the Week after averaging 16.5 points, 7.5 rebounds, and 5.0 assists in a pair of road wins at Louisiana and Houston Christian.
- Graduate student guard/forward Kellen Amos scored his 1,000th career point against Florida State on Nov. 5.
- With four three-pointers against Louisiana-Monroe, fifth-year senior Alem Huseinovic notched the 100th of his career. He also needs two three-pointers to become the 31st player in school history with 100 at Rice.
- Rice closes out the Nassau Championship on Sunday, Dec. 1, against Iona. Tip-off is scheduled for 1 p.m. CT and the game will be streamed by FloCollege.

2024-25 OVERALL • 6-2 / AAC • 0-0 / HOME • 3-0 / AWAY 2-0 / NEUTRAL • 1-2
PREVIOUS GAME'S STARTERS HIGHLIGHTED IN SHADED BOX

1		KELLEN AMOS G/F • 6-7 • 190 • Gr. • Houston, Texas PPG RPG APG SPG BPG MPG 11.9 4.5 3.4 0.6 0.9 28.4	Last Game: 17 pts, 5 rbs vs. Arkansas State Notes: Grad transfer from Central Connecticut State...2x All-NEC...avg 11.9 pts, 4.5 rbs and 3.4 asts (14th in AAC)...10+ pts 6x...season-high 17 pts vs. Arkansas St...16 pts, 8 rbs & career-high 7 asts vs. Northwestern St...12 pts vs. Florida State...career-high 36 pts vs. St. Francis (N.Y.) in 2023.	2024-25 SEASON HIGHS Pts: 17 vs. Arkansas State, 11/30/24 Reb: 8 vs. Northwestern State, 11/16/24 Ast: 7 vs. Northwestern State, 11/16/24 Stl: 2 vs. Hofstra, 11/29/24
2		EMORY LANIER G • 6-4 • 190 • Gr. • Atlanta, Ga. PPG RPG APG SPG BPG MPG 5.5 2.2 1.0 1.2 0.2 19.2	Last Game: 7 pts, 2 asts, 2 stls vs. Arkansas State Notes: Grad transfer from SMU...avg. 5.5 pts & 2.2 rbs...85.7% FT% (9th in AAC)...scored 8 pts vs. Northwestern St...7 pts vs. Florida State & Arkansas State.	2024-25 SEASON HIGHS Pts: 8 vs. Northwestern State, 11/16/24 Reb: 3, 2x, last vs. Northwestern St., 11/16/24 Ast: 2, 2x, last vs. Arkansas State, 11/30/24 Stl: 2, 3x, last vs. Arkansas State, 11/30/24
3		TREY PATTERSON F • 6-9 • 225 • Gr. • Somerset, N.J. PPG RPG APG SPG BPG MPG 3.1 4.6 0.1 0.6 0.0 16.8	Last Game: 2 rbs vs. Arkansas State Notes: Grad transfer from Villanova...avg 3.1 pts...3rd on team with 4.6 rbs...5+ rbs 4x...career-high 8 pts and 9 rbs vs. ULM...missed last season due to injury...scored 5 pts vs. FIU.	2024-25 SEASON HIGHS Pts: 8 vs. Louisiana-Monroe, 11/12/24 Reb: 9 vs. Louisiana-Monroe, 11/12/24 Ast: 1 vs. Florida State, 11/9/24 Stl: 3 vs. Louisiana-Monroe, 11/12/24
4		DENVER ANGLIN G • 6-1 • 185 • Jr. • Montclair, N.J. PPG RPG APG SPG BPG MPG 8.6 1.3 0.3 0.3 0.0 20.5	Last Game: 4 pts vs. Arkansas State Notes: Transfer from SMU...avg 9.3 pts...2nd on team with a 36.6% 3FG%...93.3% FT%...career-high 20 pts and 5 3's at Louisiana...15 pts at HCU...11 pts vs. Northwestern St...redshirted last year...spent freshman campaign at Georgetown.	2024-25 SEASON HIGHS Pts: 20 at Louisiana, 11/19/24 Reb: 4 at Louisiana, 11/19/24 Ast: 1, 2x, last vs. Hofstra, 11/29/24 Stl: 1, 2x, last vs. Hofstra, 11/29/24
5		JACOB DAR G/F • 6-7 • 170 • Jr. • Omaha, Neb. PPG RPG APG SPG BPG MPG 2.3 2.1 0.4 0.1 0.0 10.1	Last Game: 4 pts vs. Arkansas State Notes: Avg 2.3 pts and 2.1 rbs...8 pts and 6 rbs vs. Hofstra...4 pts vs. Florida State...transfer from Emory & Henry...team-high 15.4 ppg and 5.8 rbs.	2024-25 SEASON HIGHS Pts: 8 vs. Hofstra, 11/29/24 Reb: 6 vs. Hofstra, 11/29/24 Ast: 1, 3x, last vs. Hofstra, 11/29/24 Stl: 1 vs. Florida State, 11/9/24
10		COLE ANDREWS-HEITZ G • 6-1 • 170 • So. • Leander, Texas PPG RPG APG SPG BPG MPG 0.0 0.0 0.0 0.0 0.0 0.8	Last Game: DNP vs. Arkansas State Notes: Saw first action vs. ULM...played in two games last year...scored 2 pts vs. St. Thomas.	2024-25 SEASON HIGHS Pts: N/A Reb: N/A Ast: N/A Stl: N/A
11		AARON POWELL G • 6-1 • 175 • Fr. • Los Angeles, Calif. PPG RPG APG SPG BPG MPG 2.4 0.6 0.3 0.4 0.0 7.7	Last Game: 1 pt, 1 reb vs. Arkansas State Notes: Avg 2.4 pts...scored 6 pts vs. Northwestern St...4 pts vs. FIU...has made at least one 3 in 4 games...rated a four-star by ESPN and three-star by 247sports.com... avg 18.2 ppg...named Division 2AA All-CIFSS...3x First Team Gold Coast member.	2024-25 SEASON HIGHS Pts: 6 vs. Northwestern State, 11/16/24 Reb: 2 vs. Northwestern State, 11/16/24 Ast: 1, 2x, last at Louisiana, 11/19/24 Stl: 2 vs. Louisiana-Monroe, 11/12/24
12		TRAE BROADNAX G • 6-4 • 200 • Gr. • Savannah, Ga. PPG RPG APG SPG BPG MPG 14.6 5.6 4.3 0.4 0.4 33.9	Last Game: 18 pts, 6 rbs, 6 asts vs. Arkansas State Notes: Team-high 14.6 pts & 4.3 asts (3rd in AAC)...2nd with 5.6 rbs...48.1% FG% & 50.0% 3FG%...scored 10+ pts 8x...5+ rbs 7x...5+ asts 4x...season-high 19 pts at HCU... AAC POW (11/25)...15 pts vs. FIU...career-high 9 rbs at Louisiana...7 asts vs. ULM...grad transfer from USC Upstate...2nd Team All-Big South Conference.	2024-25 SEASON HIGHS Pts: 19 at Houston Christian, 11/22/24 Reb: 9 at Louisiana, 11/19/24 Ast: 7 vs. Louisiana-Monroe, 11/12/24 Stl: 1, 3x, last vs. Hofstra, 11/29/24
13		ANDREW AKUCHIE F • 6-11 • 215 • Jr. • Fort Lauderdale, Fla. PPG RPG APG SPG BPG MPG 3.4 3.9 0.4 0.1 0.6 13.9	Last Game: 2 pts, 3 rbs vs. Arkansas State Notes: Avg. 3.4 pts & 3.9 rbs...7 pts vs. FIU...6 rbs vs. ULM...last year, avg. 3.6 points and 3.5 rebounds...60.6% FG%...career-high 18 pts at UAB & 10 rbs vs. Wichita State.	2024-25 SEASON HIGHS Pts: 7 vs. FIU, 11/5/24 Reb: 6 vs. Louisiana-Monroe, 11/12/24 Ast: 3 vs. Louisiana-Monroe, 11/12/24 Blk: 2 vs. Northwestern State, 11/16/24
22		JACKSON PEAKES G • 6-4 • 185 • r-Jr. • Houston, Texas PPG RPG APG SPG BPG MPG 0.0 0.5 0.0 0.0 0.0 0.7	Last Game: DNP vs. Arkansas State Notes: Saw first action of year vs. ULM...had a reb at Louisiana...played in 15 games, last year...scored 2 pts vs. UT-Martin, Prairie View and Tulane...grabbed 2 rbs at Houston...had 7 pts, 4 rbs and 3 asts on the year.	2024-25 SEASON HIGHS Pts: N/A Reb: 1 at Louisiana, 11/19/24 Ast: N/A Stl: N/A
23		ALEM HUSEINOVIC G • 6-4 • 185 • 5th • Zenica, Bosnia & Herzegovina PPG RPG APG SPG BPG MPG 9.3 2.0 1.1 0.8 0.0 29.7	Last Game: 10 pts vs. Arkansas State Notes: Avg 9.3 pts and 2.0 rbs...scored 15 pts vs. ULM...14 pts vs. Florida State...39.5% from three (8th in AAC)...tied for 11th in AAC with 2.1 3's/G...10+ pts 3x...3+ 3's 3x...needs 4 3's for 100 at Rice.	2024-25 SEASON HIGHS Pts: 15 vs. Louisiana-Monroe, 11/12/24 Reb: 3, 3x, last vs. Hofstra, 11/29/24 Ast: 3, 2x, last at Louisiana, 11/19/24 Stl: 2, 2x, last vs. Louisiana-Monroe, 11/12/24
24		JIMMY OLADOKUN, JR. F • 6-9 • 220 • So. • Los Angeles, Calif. PPG RPG APG SPG BPG MPG 2.5 3.0 0.1 0.3 0.1 8.2	Last Game: 2 pts, 3 rbs vs. Arkansas State Notes: Avg 2.5 pts and 3.0 rbs...7 rbs vs. Florida State...transfer from San Diego...played in 31 games, making 13 starts...avg. 5.7 ppg and 3.0 rbs.	2024-25 SEASON HIGHS Pts: 6 at Louisiana, 11/19/24 Reb: 7 vs. Florida State, 11/9/24 Ast: 1 at Louisiana, 11/19/24 Blk: 1 at Louisiana, 11/19/24
30		GEORGE PERKINS F • 6-8 • 200 • r-So. • Washington, D.C. PPG RPG APG SPG BPG MPG 0.0 0.0 0.0 0.0 0.0 0.5	Last Game: DNP vs. Arkansas State Notes: Saw first action vs. ULM...played in 4 games last year...has 2 rb on the year...Redshirted as a freshman.	2024-25 SEASON HIGHS Pts: N/A Reb: N/A Ast: N/A Stl: N/A
44		CADEN POWELL F • 6-10 • 220 • Jr. • Waco, Texas PPG RPG APG SPG BPG MPG 9.0 8.1 0.6 0.5 1.4 23.6	Last Game: 10 pts, 9 rbs vs. Arkansas State Notes: Avg. 9.0 pts, 8.1 rbs (5th in AAC), & 1.4 blks (6th in AAC)...57.1% FG% (t8th in AAC)...scored 10+ pts 3x...career-high 13 rbs at HCU...dble-dble vs. FIU, with 17 pts & 11 rbs...17 pts at Louisiana...transfer from Wyoming.	2024-25 SEASON HIGHS Pts: 17, 2x, last at Louisiana, 11/19/24 Reb: 13 at Houston Christian, 11/22/24 Ast: 2 vs. Northwestern State, 11/16/24 Blk: 3 at Louisiana, 11/19/24

RICE	TALE OF THE TAPE	IONA
2024-25	Season	2024-25
6-2	Overall	2-6
0-0	Conference	0-0
6-2	Last 10	2-6
4-1	Last 5	2-3
70.9	PPG	66.1
65.3	Opp PPG	74.8
+5.6	Margin	-8.6
.409	FG%	.391
.375	FG% Def	.484
.339	3PT%	.298
.242	3PT% Def	.397
.679	FT%	.619
20.6	FTM PG	12.4
41.9	RPG	38.9
36.0	Opp RPG	32.1
+5.9	Margin	+6.8
11.6	APG	10.4
13.9	TO PG	16.5
3.5	BPG	2.0
4.9	SPG	9.1

RICE LEADERS		
Scoring	14.6	Trae Broadnax
Rebounding	8.1	Caden Powell
Assists	4.3	Trae Broadnax
Steals	1.2	Emory Lanier
Blocks	11	Caden Powell
FGM	39	Trae Broadnax
FGA	81	Trae Broadnax
FG%	.571	Caden Powell
3FGM	17	Alem Huseinovic
3FGA	43	Alem Huseinovic
3FG%	.395	Alem Huseinovic
FTM	43	Kellen Amos
FTA	63	Kellen Amos
FT%	.933	Denver Anglin

IONA LEADERS		
Scoring	16.0	Dejour Reaves
Rebounding	7.3	Yaphet Moundi
Assists	3.9	Adam Njie, Jr.
Steals	2.0	Dejour Reaves
Blocks	5	Yaphet Moundi
FGM	47	Dejour Reaves
FGA	111	Dejour Reaves
FG%	.511	Yaphet Moundi
3FGM	14	Dejour Reaves
3FGA	43	Dejour Reaves
3FG%	.326	Dejour Reaves
FTM	20	Dejour Reaves
FTA	46	Yaphet Moundi
FT%	.870	Dejour Reaves

2024-25 RICE ROSTER									
No.	Name	Pos.	Ht.	Wt.	Yr./Exp.	Hometown/Previous School			
0	Ifeanyi Ufochukwu	C	6-11	240	Jr./2L	Benin City, Nigeria/Covenant Day School			
1	Kellen Amos	G/F	6-7	190	Gr./TR	Houston, Texas/Central Connecticut State			
2	Emory Lanier	G	6-4	190	Gr./TR	Atlanta, Ga./SMU			
3	Trey Patterson	F	6-9	225	Gr./TR	Somerset, N.J./Villanova			
4	Denver Anglin	G	6-1	185	Jr./TR	Montclair, N.J./SMU			
5	Jacob Dar	G/F	6-7	170	Jr./TR	Omaha, Neb./Emory & Henry			
6	Jalen Smith	G	6-4	195	Sr./TR	Orlando, Fla./SMU			
10	Cole Andrews-Heitz	G	6-1	170	Fr./HS	Leander, Texas/Rouse HS			
11	Aaron Powell	G	6-1	175	Fr./HS	Los Angeles, Calif./Campbell Hall HS			
12	Trae Broadnax	G	6-4	200	Gr./TR	Savannah, Ga./USC Upstate			
13	Andrew Akuchie	F	6-9	200	So./1L	Fort Lauderdale, Fla./St. Thomas Aquinas HS			
22	Jackson Peakes	G	6-4	185	r-So./1L	Houston, Texas/St. John's HS			
23	Alem Huseinovic	G	6-4	190	Sr./1L	Zenica, Bosnia and Herzegovina/Nevada			
24	Jimmy Oladokun, Jr.	F	6-9	220	So./TR	Los Angeles, Calif./San Diego			
30	George Perkins	F	6-8	200	r-Fr./SQ	Washington, D.C./Sidwell Friends School			
44	Caden Powell	F	6-10	220	Jr./TR	Waco, Texas/Wyoming			

Head Coach: Rob Lanier, 1st Year (St. Bonaventure, 1990)
Associate Head Coach: Chris Kreider, 1st Year/3rd Overall (Grove City College, 2003)
Assistant Coach: Josten Crow, 1st Year (Sam Houston State, 2012)
Assistant Coach: Andre Owens, 1st Year (UTSA, 2007)
Assistant Coach: Nelson Terroba, 1st Year (Texas, 2000)
Assistant Coach/Director of Player Personnel: Jordan Glover, 1st Year (Buffalo State, 2017)
Assistant AD for Basketball Operations: Jeff Martin, 1st Year (LeTourneau, 2017)
Special Assistant to the Head Coach: Jack Schoemann, 1st Year (Cal State Bakersfield, 2022)

UNIVERSITY INFORMATION
Name of School: Rice
City/Zip: Houston, TX 77251
Founded: 1891
Enrollment: 8,480
Nickname: Owls
School colors: Blue and Gray
Arena: Tudor Fieldhouse/5,208
Affiliation: NCAA Division I
Conference: American Athletic Conference
President: Reginald DesRoches
Athletics Director: Tommy McClelland
Press Row Phone: 713.348.5638

COACHING INFORMATION
Head Coach: Rob Lanier
Alma Mater/Year: St. Bonaventure/1990
Record at Rice: 6-2/1
Overall Record: 147-138/9
Associate Head Coach: Chris Kreider
Assistant Coach: Josten Crow
Assistant Coach: Andre Owens
Assistant Coach: Nelson Terroba
Assistant Coach/Director of Player Personnel: Jordan Glover
Assistant AD/Basketball Operations: Jeff Martin
Special Assistant to the Head Coach: Jack Schoemann
Athletic Trainer: Jeff Rodriguez

BASKETBALL HISTORY
Seasons: 111th
All-Time Record: 1,196-1,527/.439
All-Time Conference Record: 586-949/.382
All-Time AAC Record: 5-13/.278
NCAA Tournament Appearances: 4 (1940, 42, 54, 70)
NIT Appearances: 5/1943, 91, 93, 2004, 05
CIT Appearances: 1/2012
CBI Appearances: 3/2017, 2022, 2023

TEAM INFORMATION
2024-25 Overall Record: 6-2 (Home: 3-0, Away: 2-0, Neutral: 1-2)
2024-25 AAC Record: 0-0 (Home: 0-0, Away: 0-0)
Starters Returning/Lost: 4/1
Letterwinners Returning/Lost: 8/7
Newcomers: 7
Roster Breakdown: 3 Gr./1 Sr./2 Jr/5 So./5 Fr.

ATHLETIC COMMUNICATIONS
MBB Contact: Tim Andrzejewski
Office: 713.348.3939
Cell: 662.312.7663
E-mail: tim.andrzejewski@rice.edu
Fax: 713.348.6019
Website: www.riceowls.com
Mailing Address: P.O. Box 1892, MS 548 Houston, TX 77251-1892

ABOUT RICE UNIVERSITY

- Founded in 1891, Rice University has been dedicated to creating unconventional wisdom: preparing outstanding students for diverse careers and lives, contributing to the advancement of learning across a wide range of research and scholarship and sharing that knowledge and discovery with the world.
- Rice has an enrollment of 8,480 undergraduate and graduate students in 2022. As a member of the Association of American Universities, Rice University is consistently ranked among the top 20 American universities.

RICE CELEBRATES 111TH SEASON OF BASKETBALL

- Rice will play its 111th season of basketball in 2024-25.
- The Owls have an all-time record of 1,196-1,527 (.439). Rice is entering its second season as a member of the American Athletic Conference.
- Rice also has a 586-949 (.382) mark all-time in conference play.
- Rice has made 13 postseason appearances, including four NCAA, five NIT, three CBI and one CIT appearances.

RICE IN THE POSTSEASON

- The Owls made their second straight postseason appearance and 13th all-time.
- Rice has made four NCAA appearances, five NIT appearances, three CBI appearances and one CIT appearance.
- Rice is 6-14 all-time in postseason play. Rice is 2-1 at home, 2-7 on the road and 2-6 on a neutral court.
- The Owls made their second straight CBI appearance and third overall.

ABOUT RICE

- Rice enters Sunday's Nassau Championship finale with a 6-2 record after defeating Arkansas State yesterday, 75-67.
- The Owls are led by graduate guard Trae Broadnax, the reigning American Athletic Conference Player of the Week. Broadnax leads the team with 14.6 points per game and 4.3 assists, which are 10th and third in the American, respectively. He's also second on the team with 5.6 rebounds while connecting on 48.1% from the field and 50.0% from three.
- Graduate student guard/forward Kellen Amos is second on the team with 11.9 points and 3.4 assists, and is pulling down 4.5 rebounds per game.
- Fifth-year senior guard Alem Huseinovic is scoring 9.3 points. He's connecting on 39.5% from three, good for eighth in the conference.
- Junior forward Caden Powell is scoring 9.0 points per game and leads the team with 8.1 rebounds, good for fifth in the league. He's also sixth in the AAC in blocks (1.4), and tied for eighth in field goal percentage, connecting on 57.1% from the floor.
- Junior Denver Anglin is scoring 8.9 points. He is connecting on 93.3% from the line, while hitting 36.6% from three.
- Graduate student Trey Patterson is third on the team with 4.6 rebounds per game.
- The Owls are scoring 70.9 points per game while allowing just 65.3, good for second in the American.
- Rice is connecting on 40.9% from the field and 33.9% from three. It is holding its opponents to just 37.5% from the field, which is second in the AAC, and a league-low 24.2% from three, which is also the fourth-lowest in the nation.
- The Owls are pulling down 41.9 rebounds per game, good for second in the conference, and allowing 36.0.
- Head coach Rob Lanier is in his first season at the helm of the Rice men's basketball program. In nine years as a head coach, Lanier is 147-138.

ABOUT IONA

- Iona enters Sunday's game with a 2-6 record after falling to Indiana State, 83-80, in the Nassau Championship on Saturday.
- Senior guard Dejour Reaves leads the team with 16.0 points per game, good for fourth in the MAAC, and is pulling down 5.0 rebounds. He's fourth in the Metro Atlantic Athletic Conference in steals (2.0) and sixth in free throw percentage (87.0%).
- Freshman guard Adam Njie, Jr. is averaging 10.9 points per game and is tied for fourth in the league with 3.9 assists per game.
- Junior guard James Patterson is averaging 9.5 points and 4.5 rebounds.
- Junior forward Yaphet Moundi is averaging 8.4 points and leads the team and is fourth in the MAAC with 7.4 rebounds. He's also 10th in the conference with 1.5 steals.
- Iona is averaging 66.1 points per game while allowing 74.8.
- The Gaels are connecting on just 39.1% from the field and 29.8% from three. Their opponents are connecting on 48.4% from the floor and 39.7% from behind the arc.
- IC is outrebounding its opponents 38.8-to-32.1, which are both second in the MAAC.
- Iona is also second in the league with 9.1 steals per game.
- Head coach Tobin Anderson is in his second season at the helm of the Iona men's basketball program, where he has a 17-23 record. In 24 seasons as a head coach, Anderson is 433-229.

RICE-IONA SERIES HISTORY

- This is just the second meeting between Rice and Iona.
- Rice won the only other meeting, a 61-60 decision in the third-place game of the 1967 Queens City Tournament in Buffalo, N.Y.
- The entire Rice-Iona series can be found on Page 9.

NEXT UP

- Rice will take a week off before closing its road trip next Sunday, Dec. 8, when it travels to San Marcos to face

2024-25 AAC STANDINGS (AS OF 11/30)				
TEAM	AAC		Overall	
	W-L	PCT.	W-L	PCT.
East Carolina	0-0	.000	7-1	.875
Memphis	0-0	.000	6-1	.857
Wichita State	0-0	.000	6-1	.857
North Texas	0-0	.000	6-2	.750
Rice	0-0	.000	6-2	.750
South Florida	0-0	.000	4-3	.571
Temple	0-0	.000	4-3	.571
UAB	0-0	.000	5-4	.556
Tulane	0-0	.000	4-4	.500
Tulsa	0-0	.000	4-4	.500
Charlotte	0-0	.000	3-3	.500
UTSA	0-0	.000	3-3	.500
Florida Atlantic	0-0	.000	4-5	.444

UPCOMING GAMES

Sunday, December 1

Baha Mar Nassau Championship; Nassau, Bahamas

Rice vs. Iona ^{FloHoops} 1 p.m.

Middle Tennessee at UAB ^{ESPN2} 3 p.m.

Monday, December 2

Southeastern Louisiana at Tulane ^{ESPN+} 6:30 p.m.

Tuesday, December 3

UNC-Wilmington at East Carolina ^{ESPN+} 6 p.m.

Stetson at South Florida ^{ESPN+} 6 p.m.

UTSA at Saint Mary's ^{ESPN+} 9 p.m.

Wednesday, December 4

Florida Atlantic at FIU ^{CBSSN} 5:30 p.m.

Livingstone at Charlotte ^{ESPN+} 6 p.m.

Alcorn State at Wichita State ^{ESPN+} 6:30 p.m.

Louisiana Tech at Memphis ^{ESPN+} 7 p.m.

Oklahoma State at Tulsa ^{ESPN+} 7 p.m.

Friday, December 6

Prairie View A&M at UAB ^{ESPN+} 6:30 p.m.

North Texas at High Point ^{ESPN+} 7 p.m.

Saturday, December 7

South Florida at Loyola-Chicago ^{USA} 11 a.m.

East Carolina at South Carolina ^{SECN+} 1 p.m.

Tulane at George Mason ^{ESPN+} 1 p.m.

UTSA at Arkansas ^{SECN+} 1 p.m.

Southern at Tulsa ^{ESPN+} 2 p.m.

East Tennessee State at Wichita State ^{ESPN+} 6 p.m.

Big 5 Classic; Philadelphia, Pa.

Temple vs. TBD ^{NBC Sports Philadelphia} TBD

Sunday, December 8

Rice at Texas State ^{ESPN+} 2 p.m.

Arkansas State at Memphis ^{ESPN2} 3 p.m.

Tuesday, December 10

Charlotte at Davidson ^{ESPN+} 6 p.m.

Holy Family at Temple ^{ESPN+} 6 p.m.

Jacksonville at Florida Atlantic ^{ESPN+} 6 p.m.

Southern Miss at Tulane ^{ESPN+} 7:30 p.m.

Wednesday, December 11

North Alabama at East Carolina ^{ESPN+} 6 p.m.

Saturday, December 14

Memphis at Clemson ^{ESPN2} 10 a.m.

Wichita State at DePaul ^{FS1} 12 p.m.

Charlotte at Georgia State ^{ESPN+} 1 p.m.

Texas State at Florida Atlantic ^{ESPN+} 1 p.m.

South Florida at Utah State ^{Mountain West Network} 3 p.m.

Orange Bowl Basketball Classic; Sunrise, Fla.

Tulsa vs. UCF ^{ESPN2} 1 p.m.

Tulane vs. Florida State ^{ACCN} 3:30 p.m.

RECORD WHEN...

	2024-25	Lanier
All Games	6-2	6-2
Home Games	3-0	3-0
Road Games	2-0	2-0
Neutral Site Games	1-2	1-2
AAC Games	0-0	0-0
AAC Home Games	0-0	0-0
AAC Road Games	0-0	0-0
Non-Conference Games	6-2	6-2
Non-Conference Home Games	3-0	3-0
Non-Conference Road Games	2-0	2-0
Non-Conference Neutral Site Games	1-2	1-2
White Jerseys	4-1	4-1
Blue Jerseys	0-0	0-0
Gray Jerseys	0-0	0-0
Black Jersey	2-1	2-1
November Games	6-2	6-2
December Games	0-0	0-0
January Games	0-0	0-0
February Games	0-0	0-0
March Games	0-0	0-0
Sunday Games	0-0	0-0
Monday Games	0-0	0-0
Tuesday Games	3-0	3-0
Wednesday Games	0-0	0-0
Thursday Games	0-0	0-0
Friday Games	1-1	1-1
Saturday Games	2-1	2-1
Overtime Games	1-1	1-1
Night Games	5-2	5-2
Day Games	1-0	1-0
TV Games	0-0	0-0
led at halftime	5-0	5-0
trail at halftime	0-2	0-2
tied at halftime	1-0	1-0
shoot better than opp	5-0	5-0
shoot the same as opp.	0-0	0-0
shoot worse than opp.	1-2	1-2
Shoot 45% or better	2-0	2-0
Shoot less than 45%	4-2	4-2
Opp. shoots 45% or better	0-0	0-0
Opp. shoots below 45%	6-2	6-2
Make less than 10 3-pointers	5-2	5-2
Make 10 or more 3-pointers	1-0	1-0
Attempt less than 25 3-pointers	4-1	4-1
Attempt 25 or more 3-pointers	2-1	2-1
Shoot more free throws than opp.	5-0	5-0
Opp. shoots same/more free throws	1-2	1-2
Outrebound opponent	5-1	5-1
Same/Outrebounded by opp.	1-1	1-1
Bench outcores opp.	3-0	3-0
Fewer/same bench points	3-2	3-2
Commit fewer turnovers	1-0	1-0
Commit more turnovers	4-2	4-2
Commit same turnovers	1-0	1-0
Commit 15 or fewer turnovers	4-1	4-1
Commit more than 15 turnovers	2-1	2-1
Lead with 5:00 remaining	5-0	5-0
Trail with 5:00 remaining	0-1	0-1
Tied with 5:00 remaining	1-1	1-1
1-5 point margins	2-1	2-1
6-10 point margins	2-1	2-1
11-19 point margins	1-0	1-0
20+ point margins	1-0	1-0
vs. Top 25 teams	0-0	0-0
Score 59 or fewer points	0-0	0-0
Score 60-69 points	2-2	2-2
Score 70-79 points	3-0	3-0
Score 80 or more points	1-0	1-0
Allow 59 or fewer points	2-0	2-0
Allow 60-69 points	2-1	2-1
Allow 70-79 points	2-1	2-1
Allow 80 or more points	0-0	0-0

Texas State. Tip-off is scheduled for 2 p.m. CT and the game will be streamed by FloCollege.

BROADNAX NAMED AAC PLAYER OF THE WEEK

- Rice graduate student guard Trae Broadnax was named the American Athletic Conference Player of the Week on Nov. 25.
- Broadnax led the Owls to a pair of road wins at Louisiana and Houston Christian. He began the week scoring 14 points and tying a career-high with nine rebounds in an 83-61 victory at Louisiana. He also added a game-high six assists while connecting on four-of-seven from the field, one-of-two from three and five-of-six from the free throw line.
- In a 61-58 win at Houston Christian, he scored a season-high 19 points, adding six rebounds and a game-high four assists.
- For the week, he connected on 57.1% from the floor, 66.7% from three and 77.8% from the charity stripe.

AMOS REACHES 1,000 CAREER POINTS

- Kellen Amos joined the Owls needing just 16 points for 1,000 career.
- Amos reached the milestone with 12 points against Florida State on Nov. 9.
- He set the mark on a free throw in the first half.

RICE IN SEASON OPENERS

- With a 77-70 victory over FIU on Nov. 5, Rice improved to 63-49 all-time in season openers.
- Rice opened the season at home for the second straight year and the 57th time overall. When opening at home, Rice is 42-14.
- This was the second time that Rice opened the season against a Conference USA opponent. The Owls defeated Tulane, 72-58 to start the 2002-03 season.

RICE IN HOME OPENERS

- Rice is 77-31 all-time in home openers.
- Rice won its seventh straight home opener. The Owls defeated Saint Leo (80-64) in 2018, Penn (80-61) in 2019, LeTourneau (94-74) 2020, Pepperdine (82-63) in 2021 and St. Thomas in 2022 (85-48) and 2023 (101-57).

RICE VS. THE METRO ATLANTIC ATHLETIC CONFERENCE

- When the Owls face Iona, it will be just the eighth meeting against the Metro Atlantic Athletic Conference.
- Rice is 4-3 all-time against the MAAC.
- This is the first meeting against the MAAC since facing Rider in the first round of the 2013 Cable Car Classic in Santa Clara, Calif.
- Below is a breakdown of Rice's record against the MAAC.

Team	Last Meeting	Record
Fairfield	Jan. 7, 1993	2-1
Rider	Nov. 29, 2013	0-1
Siena	Dec. 29, 2001	1-1
Former members		1-0
Total		4-3

LIVING IN THE 80's

- This year, the Owls are averaging 70.9 points per games.
- Rice eclipsed the 80-point mark for the first time at Louisiana on Nov. 19, scoring a season-high 83 points.

HUSEINOVIC HEATING UP

- Fifth-year senior guard Alem Huseinovic has picked up where he left off last year.
- In conference play last year, he averaged 9.1 points, while placing third in the league with with a .430 three-point field goal percentage and tying for ninth with 2.2 three-pointers per game.
- This year, he is averaging 9.3 points and is connecting on 39.5% from three. He's also hitting 2.1 threes made per game.

LANIER JOINS SELECT COMPANY

- Rice Head Coach Rob Lanier is in his first season at the helm of the Rice Men's Basketball program.
- Lanier became the 15th head coach to win their first game on South Main and the first since Scott Thompson in 1987-88.
- Below is a list of Rice Head Coaches to win their first game as Head Coach.

Robert Cummings	Jan. 16, 1915	vs. Galveston YMCA	W, 64-16
Wilbur Tisdale	Jan. 18, 1918	vs. Southwestern (Texas)	W, 33-14
Leslie Mann	Jan. 2, 1920	vs. Southwestern Texas State	W, 33-6
Pete Cawthorn	Jan. 10, 1921	vs. Simmons	W, 30-17
Howard F. Yerges	Jan. 13, 1922	vs. Sam Houston Normal	W, 33-29
Jimmy Kitts	Dec. 13, 1932	vs. Texas A&M	W, 50-35
Buster Brannon	Dec. 10, 1938	vs. Tulane	W, 40-18
Joe Davis	Dec. 9, 1942	vs. Stephen F. Austin	W, 51-44
Don Suman	Nov. 30, 1949	vs. Sam Houston State	W, 74-65
Don Knodel	Dec. 1, 1966	vs. Trinity (Texas)	W, 85-73
Bob Polk	Nov. 30, 1974	vs. Wayland Baptist	W, 81-62
Mike Schuler	Dec. 3, 1977	vs. Pacific	W, 52-50
Tommy Suits	Nov. 28, 1981	vs. Texas Wesleyan	W, 97-50
Scott Thompson	Nov. 27, 1987	vs. San Diego	W, 97-90 ^{OT}

30-30

- Two Owls on the 2024-25 roster have scored at least 30 points in their career.
- Guard Kellen Amos scored a career-high 36 vs. St. Franics (N.Y.) while at Binghamton in 2022-23.
- Guard Jacob Dar twice scored 30 points while at Emory & Henry. He scored 30 at Tusculum last year and followed that with a career-high 32 against Wingate.

CADEN POWELL MAKES HISTORY IN FIRST GAME

- In his first game on South Main, transfer junior forward Caden Powell made some history.
- In the season opener against FIU, Powell recorded 17 points and 11 rebounds, becoming the first player to record a double-double in their first game as an Owl since Jack Williams against Saint Leo on Nov. 6, 2018.
- In fact, his 11 rebounds are the most in school history in a player’s first game.

HITTING THE CENTURY MARK

- Last year, Rice scored at least 100 points last year.
- The Owls opened this season by scoring 101 points against St. Thomas, the most points in a season opener since 2006-07
- Rice has scored 100 points 36 times in its history, holding a 35-1 record.
- The Owls have scored 100 points at least once in each of the past six seasons.

CONSECUTIVE GAMES WITH A THREE

- Rice has connected on at least one three-pointer in the last 523 games, a school record.
- The Owls last went without a trey on March 5, 2008 against East Carolina.
- The previous record was 265 games from January 30, 1997 until January 28, 2006.
- In fact, Rice has made at least one three-pointer in 1,142 games out of 1,150 since the three-pointer was instituted prior to the 1986-87 season.
- UNLV (1,234) and Princeton (1,057) are the only two schools to have made at least one three-pointer in every game in that time.

MILESTONE ALERT

- Andrew Akuchie needs five rebounds for 200 career.
- Kellen Amos needs 19 points for 1,100 career and 13 three-pointers for 150 career.
- Trae Broadnax needs one point for 900 career, and 12 assists for 250 career.
- Jacob Dar needs 24 points for 550 career.
- Alem Huseinovic needs two three-pointers for 100 at Rice
- Caden Powell needs three points for 300 career.

OWLS TO PARTICIPATE IN NASSAU CHAMPIONSHIP

- As part of its non-conference schedule, Rice will take part in the Nassau Championship in Nassau, Bahamas.
- The Owls open the event on Nov. 29 against Hofstra.
- The next day, Rice will face off against CBI participant Arkansas State.
- The Owls close the tournament on Dec. 1 versus Iona.
- Rice is looking to win its in-season tournament game since sweeping the 2022 Owl Invitational.

ABOUT THE SCHEDULE

- Rice will play 31 games during the 2024-25 season, including 15 at Tudor Fieldhouse.
- The Owls will play 13 non-conference and 18 conference games.
- Rice’s schedule features seven games against teams that won 20 games last year, including Florida Atlantic and South Florida (25), UAB (23), Memphis (22), and Arkansas State and Hofstra (20).
- The Owls will face Hofstra (Nov. 30) on the final day of the Nassau Championship and UNT-Dallas (Dec. 19). Both matchups will be the first in school history.
- Rice will face Tulane twice during conference play. The Owls have face Tulane 53 times, the ninth-most in school history.
- In addition, Rice will also play four opponents for the first time in 25 years. The Nov. 9 meeting against Florida State in The Battleground 2k24 will be the first meeting since 1997-98 and just the eighth overall. The Nov. 30 game versus Arkansas State will be the first since the 1991 NIT. The Dec. 1 game against Iona will be the first since 1967-68 and the second meeting all-time, and the Dec. 16 game against Alcorn State is the first since 1988-89 and just the second all-time.

WHAT’S RETURNING

- Below is a breakdown of Rice’s returning numbers from last year’s team in terms of percentage.

Category	Amount Returning	Percentage
Games Started	34 of 160	21.3
Minutes Played	1,320 of 6475	20.4
Points	397 of 2,304	17.2
Rebounds	179 of 1,134	15.8
Assists	50 of 461	10.8
Steals	34 of 178	19.1
Blocks	22 of 117	18.8
Field Goals Made	148 of 833	17.8
3-Point FG Made	52 of 251	20.7
Free Throws Made	49 of 387	12.7

RICE IN AAC / NCAA STATS

Team	Overall	Rank	NCAA	AAC	Rank
Scoring Offense	70.9	11th	-	-	-
Scoring Defense	65.3	2nd	63rd	-	-
Scoring Margin	+5.6	6th	-	-	-
Free Throw Perc.	.679	12th	-	-	-
FG Perc.	.409	11th	-	-	-
FG Perc. Def.	.375	2nd	27th	-	-
3Pt FG Perc.	.339	4th	-	-	-
3Pt FG Perc. Def.	.242	1st	4th	-	-
Rebounding Offense	41.9	2nd	26th	-	-
Rebounding Defense	36.0	7th	-	-	-
Rebounding Margin	+5.9	3rd	79th	-	-
Blocks Per Game	3.5	t6th	-	-	-
Assists Per Game	11.6	10th	-	-	-
Steals Per Game	4.9	12th	-	-	-
Turnover Margin	-3.5	13th	-	-	-
Assist/Turnover Ratio	0.8	12th	-	-	-
Offensive Rebounds	12.0	5th	-	-	-
Defensive Rebounds	29.9	1st	15th	-	-
3Pt Field Goals Made	7.3	8th	-	-	-

Individual	Overall	Rank	NCAA	AAC	Rank
Kellen Amos					
Assists Per Game	3.4	t14th	-	-	-
Denver Anglin					
3Pt Field Goal %	.366	14th	-	-	-
3Pt Field Goals Made	1.9	t15th	-	-	-
Trae Broadnax					
Scoring	14.6	10th	-	-	-
Assists Per Game	4.3	3rd	-	-	-
Assist/Turnover Ratio	1.5	15th	-	-	-
Defensive Rebounds	4.9	10th	-	-	-
Minutes Played	33.9	7th	83rd	-	-
Alem Huseinovic					
3Pt Field Goal %	.395	8th	-	-	-
3Pt Field Goals Made	2.1	11th	-	-	-
Emory Lanier					
Free Throw %	.857	9th	-	-	-
Caden Powell					
Rebounding	8.1	5th	79th	-	-
Field Goal %	.571	t8th	-	-	-
Blocks Per Game	1.4	6th	-	-	-
Offensive Rebounds	3.0	t3rd	t61st	-	-
Defensive Rebounds	5.1	8th	-	-	-
Double-Doubles	1	t8th	-	-	-

CAREER THREE-POINTERS MADE			
1.	Travis Eeve	2020-24	313
2.	Quincy Olivari	2019-23	252
3.	Ako Adams	2016-20	228
4.	Dana Hardy	1988-92	200
5.	Robert Johnson	1995-99	186
6.	Marcus Jackson	2013-17	182
7.	Adam Peakes	1991-95	176
8.	Brock Gillespie	2001-05	171
9.	Cory Pflieger	2005-11	170
10.	Connor Frizzelle	2008-12	163
-	Alem Huseinovic	2022-present	98
CAREER THREE-POINT PERCENTAGE			
1.	Morris Almond	2003-07	.435
2.	Tommy McGhee	1992-96	.429
3.	Carl Pierre	2021-22	.404
4.	Chase Maag	1990-92	.399
5.	Egor Koulechov	2015-17	.398
6.	Dana Hardy	1988-92	.396
7.	Omar-Seli Mance	2000-03	.395
8.	Rashid Smith	2000-04	.393
9.	Erik Cooper	1998-2001	.391
10.	Trey Murphy III	2018-20	.390
11.	Alem Huseinovic	2022-present	.389

DOUBLE-DOUBLES

Caden Powell (1)		P	R	A
FIU	Nov. 5, 2024	17	11	-

HONORS AND AWARDS

Trae Broadnax
AAC Player of the Week (Nov. 25, 2024)

RICE ADDS A PAIR OF ALL-CONFERENCE PLAYERS

- As part of his 10-member recruiting classic, Rice Head Coach Rob Lanier added a pair of All-Conference transfers.
- Guard/forward Kellen Amos was two-time All-Northeast Conference in his two years at Central Connecticut State. He was Second Team All-Conference as a junior, averaging 14.1 points while ranking among the top-15 in six statistical categories in the NEC. Last year, he earned Third Team honors, averaging 11.8 points and 5.2 rebounds.
- Guard Trae Broadnax earned Second Team All-Big South honors last year after leading the team in both scoring (14.2) and assists (3.5). He also placed fourth in the league in field goal percentage (.465), sixth in assists and assist/turnover ratio (1.5), 10th in free throw percentage (.716), and 12th in scoring.

RICE WELCOMES SEVEN NEWCOMERS TO 2024-25 ROSTER

- Head coach Rob Lanier added 10 newcomers to this year's team, which include one freshman and nine transfers.
- Four graduate transfers join the team, including guards Trae Broadnax (Savannah, Ga./USC UPstate) and Emory Lanier (Atlanta, Ga./SMU), guard/forward Kellen Amos (Houston, Texas/Central Connecticut State), and forward Trey Patterson (Somerset, N.J./Villanova).
- The five transfers include guards Denver Anglin (Montclair, N.J./SMU) and Jalen Smith (Orlando, Fla./SMU), guard/forward Jacob Dar (Omaha, Neb./Emory & Henry), and forwards Jimmy Oladokun, Jr. (Los Angeles, Calif./San Diego) and Caden Powell (Waco, Texas/Wyoming).
- Also joining the team is freshman guard Aaron Powell (Los Angeles, Calif.).

RICE SIGNS THREE FOR 2025-26

- Rice men's basketball coach Rob Lanier announced his three-man signing class for 2025-26. Cam Carroll (Grand Prairie, Texas), Evan Cochran (Katy, Texas), and Bodey Howell (Meridian, Id.) have signed grant in aid for the 2025-26 school year.

CAM CARROLL • G • 6-3 • GRAND PRAIRIE, TEXAS • SOUTH GRAND PRAIRIE HS

- Carroll, a 6-2 guard, currently plays at South Grand Prairie High School in Grand Prairie, Texas. Last year, he averaged 15.4 points, 5.0 assists, and 4.1 rebounds, helping the Warriors to a 29-7 record and a District championship. He was named the District 8-6A Offensive Player of the Year. A 1,000-point scorer, he was named the district's Freshman and Sophomore of the Year. A three-star by 247sports, he is the 19th ranked player in Texas.

EVAN COCHRAN • F • 6-9 • KATY, TEXAS • THE VILLAGE SCHOOL

- Cochran is a 6-9 forward that plays for The Village School in Katy, Texas. Last year, he averaged a double-double, scoring 20 points while pulling down 10 rebounds per game. He is a three-time Texas Association of Private and Parochial Schools (TAPPS) 6A All-District 2, and last year, he was named to the TAPPS 6A All-State First Team. He was also a member of the 6A Academic All-State Team after earning a 4.0 GPA.

BODEY HOWELL • G • 6-4 • MERIDIAN, ID. • OWYHEE HS

- Howell, a 6-4 guard from Meridian, Id., plays for Owyhee High School. Last year, he averaged 20.1 points, 5.2 rebounds, and 2.5 assists, leading the Storm to a 24-3 record and the state championship, earning All-State tournament First Team honors. A three-time All-State player, he's ranked three stars by 247sports, and is the second ranked player in Idaho.

LAST TIME OUT: RICE 75, ARKANSAS STATE 67 - NOV. 30, 2024



Official Basketball Box Score - Final
Arkansas St. at Rice
11/30/24 Nassau Men's Convention Center, Nassau
2024-25 Men's Basketball

Game Time: 7:00 PM
Game Duration: 1:17
Attendance: 162

Officials: James Gibson, Troy Glynn, Kefau Miller

Arkansas St. - 67

Records: 0-5

NO.	Name	Min	FG	3P	FT	Rebounds	Fouls	TP	AS	TO	ST	Blocks	+/-
			M-A	M-A	M-A	OR DR TOT	PF PD					BS BA	
0	Rashaud Marshall	22:46	2-3	0-0	6-8	3 1 4	2 4	10	0	0	0	0	-1
8	Kobe Julien	17:53	3-5	2-3	2-2	0 2 2	4 2	10	1	4	0	0	8
3	Derrian Ford	28:07	2-12	0-5	6-8	5 3 8	1 5	10	0	1	0	0	-6
6	Taryn Todd	20:54	2-8	0-4	2-2	0 2 2	5 1	6	0	2	1	0	0
11	Terrance Ford Jr.	36:24	4-8	1-4	4-6	2 1 3	2 4	13	3	4	1	0	1
10	Avery Felts	24:37	0-4	0-4	1-2	0 4 4	0 1	1	0	1	2	0	-20
5	Joseph Pinion	14:49	2-6	0-4	0-0	0 5 5	3 1	4	0	0	0	0	1
35	Izaiyah Nelson	11:51	2-3	0-1	1-1	0 1 1	5 1	5	0	1	0	1	-4
4	Cody Head	13:38	1-6	0-1	0-0	0 0 0	3 0	2	1	1	0	0	-6
2	Justin Johnson	02:33	0-0	0-0	0-0	0 0 0	0 0	0	0	0	0	0	0
1	Josh Hill	01:03	1-1	0-0	0-0	0 0 0	1 0	2	0	0	0	0	1
13	Kameron Johnson	04:20	1-1	0-0	2-2	0 1 1	1 1	4	0	0	0	0	-4
45	Dyandre Dominguez	01:06	0-0	0-0	0-0	0 0 0	1 0	0	0	0	0	0	-2
Team			6 3 9			0 0			0 0				
Totals			20-57	3-26	24-31	16 23 39	28 20	67	5	14	4	1	3 -8

Shooting By Period			
1st FG%	11-32	34.4%	
3PT%	1-12	8.3%	
FT%	10-11	90.9%	
2nd FG%	9-25	36.0%	
3PT%	2-14	14.3%	
FT%	14-20	70%	
GM FG%	20-57	35.1%	
3PT%	3-26	11.5%	
FT%	24-31	77.4%	

Dead Ball Rebounds: 1, 0

Rice - 75

Records: 8-2

NO.	Name	Min	FG	3P	FT	Rebounds	Fouls	TP	AS	TO	ST	Blocks	+/-
			M-A	M-A	M-A	OR DR TOT	PF PD					BS BA	
3	Trey Patterson	14:20	0-1	0-0	0-0	1 1 2	3 1	0	0	1	0	0	-5
44	Caden Powell	24:43	2-8	0-0	6-9	3 6 9	4 6	10	0	2	0	2	-5
1	Kellen Amos	33:05	3-4	1-1	10-12	1 4 5	2 7	17	0	3	1	1	12
12	Trae Broadnax	35:34	5-12	0-1	8-8	0 6 6	1 9	18	6	3	0	0	6
23	Alem Huseinovic	28:48	3-10	2-7	2-2	0 0 0	1 1	10	0	1	0	0	1
4	Denver Anglin	14:05	2-5	0-2	0-0	1 0 1	1 0	4	0	0	0	0	9
2	Emory Lanier	17:47	2-4	1-2	2-2	0 1 1	2 0	7	2	1	2	0	1
24	Jimmy Oladokun Jr.	08:37	0-3	0-0	2-2	2 1 3	1 2	2	0	0	1	0	5
13	Andrew Akuchie	10:12	1-1	0-0	0-0	1 2 3	3 0	2	0	1	0	0	9
5	Jacob Dar	10:15	1-1	1-1	1-2	0 1 1	0 1	4	0	0	0	0	3
11	Aaron Powell	02:34	0-2	0-1	1-2	0 1 1	2 1	1	0	0	0	0	-2
Team			4 4 8			0 0			0 0				
Totals			19-51	5-15	32-39	13 27 40	20 28	75	8	12	4	3	1 8

Shooting By Period			
1st FG%	8-25	32.0%	
3PT%	2-7	28.6%	
FT%	16-19	84.2%	
2nd FG%	11-26	42.3%	
3PT%	3-8	37.5%	
FT%	16-20	80%	
GM FG%	19-51	37.3%	
3PT%	5-15	33.3%	
FT%	32-39	82.1%	

Dead Ball Rebounds: 3, 0

Technical Fouls: NONE

	Ark St	Rice
Biggest Lead	7 (2nd 14:40)	10 (2nd 0:31)
Best Scoring Run	7 (2nd 14:40)	8 (2nd 12:39)
Lead Changes	7	
Times Tied	6	
Time with Lead	21:53	14:26

	Ark St	Rice
Points from Turnovers	10	13
Points from Second Chances	12	18
Fast Breaks	3	5
Bench	18	20

	1st	2nd	TOT
Ark St	33	34	67
Rice	34	41	75



NASSAU, Bahamas — The Rice men's basketball team held Arkansas State to just 35.1% shooting and 11.5% from three, and got timely scoring to defeat the Red Wolves, 75-67, in the second game of the Nassau Championship.

The Story

Arkansas State made the first two baskets of the game. Kellen Amos then scored four straight points. ASU scored six of the next eight points, but Jimmy Oladokun, Jr., made two free throws and Denver Anglin hit a jumper to tie the game at 10. An 8-2 run gave the Red Wolves their largest lead of the half at 18-12. After Trae Broadnax made a jumper, the Owls missed their next six shots. However, they made 10-of-13 free throws to keep them in the game before Broadnax hit a jumper to pull within 27-26 with 3:40 to play. Arkansas State made two free throws. Alem Huseinovic then hit a three-pointer, and Broadnax made two free throws to give Rice its first lead of the game, 31-29. A layup tied the game, but Jacob Dar hit a three from the corner before Izaiyah Nelson's layup at the buzzer sent Rice into half with a 34-33 lead.

Rice made just one of its first nine shots in the second half as Arkansas State began with a 15-5 run to take its largest lead of the game at 46-39. But the Owls caught fire, making five straight shots in a 14-2 run, taking a 53-48 lead midway through the second half. After ASU made four straight free throws to cut the deficit to one, the teams went back-and-forth over the next 2:44. Rice scored eight of the next nine points. A layup by Terrance Ford, Jr., cut the lead to seven. But Rice made seven of 10 free throws in the final 1:25 to close out the game.

The Stats

Rice connected on 37.3% (19-of-51) from the field, 33.3% (5-of-15) from three, and 82.1% (32-of-39) from the free throw line. Arkansas State was held to 35.1% (20-of-57) from the floor and 11.5% (3-of-26) from three. Rice outrebounded ASU, 40-to-39.

Notes

- This was just the third meeting between Rice and Arkansas, and the first since the 1991 NIT First Round.
- This was the first game outside of Jonesboro, Ark.
- Rice moved to 1-2 against the Red Wolves.
- Rice connected on a season-high 82.1% from the free throw line.
- Rice's 39 free throw attempts are the most since having 40 against Milwaukee on Nov. 22, 2019.
- Rice held Hofstra to just 11.5% from three. It's the third straight game holding its opponents under 20.0% from three, and the fourth time this year.
- Trae Broadnax had game-highs of 18 points, his eighth straight double-figure scoring game, and six assists, while adding six rebounds.
- Kellen Amos scored a season-high 17 points and grabbed five rebounds.
- Caden Powell scored 10 points and pulled down a game-high nine rebounds.
- Alem Huseinovic added 10 points.

NATIONAL POLLS

ASSOCIATED PRESS (NOV. 25)

1.	Kansas (51)	5-0	1,536
2.	Connecticut (6)	4-0	1,429
3.	Gonzaga (2)	5-0	1,428
4.	Auburn (3)	4-0	1,393
5.	Iowa State	3-0	1,216
6.	Houston	3-1	1,125
7.	Tennessee	6-0	1,116
8.	Kentucky	5-0	1,075
9.	Alabama	4-1	1,065
10.	Marquette	6-0	1,004
11.	Duke	4-1	986
12.	North Carolina	3-1	976
13.	Purdue	5-1	865
14.	Indiana	4-0	666
15.	Wisconsin	7-0	641
16.	Cincinnati	5-0	610
17.	Baylor	4-2	482
18.	Florida	6-0	466
19.	Arkansas	4-1	387
20.	Texas A&M	4-1	318
21.	Creighton	4-1	198
22.	Xavier	5-0	191
23.	Ole Miss	5-0	180
24.	Arizona	2-2	154
25.	Mississippi State	5-0	86

Others Receiving Votes

BYU 70, Pittsburgh 62, Texas 57, Ohio State 55, Saint Mary's 52, Illinois 50, **Memphis 38**, Texas Tech 31, Drake 29, Nebraska 21, Michigan State 14, Georgia 11, St. John's 10, Oregon 10, Penn State 9, Utah State 6, Vanderbilt 6, Nevada 5, UCLA 5, Arizona State 5, Maryland 4, Providence 3, Furman 2, Columbia 1, **Florida State 1**.

COACHES (NOV. 25)

1.	Kansas (25)	5-0	767
2.	Connecticut (2)	4-0	717
3.	Auburn (3)	4-0	707
4.	Gonzaga (1)	5-0	689
5.	Iowa State	3-0	602
6.	Tennessee	6-0	587
7.	Houston	3-1	559
8.	Kentucky	5-0	539
9.	Alabama	4-1	527
10.	Duke	4-1	502
11.	Marquette	6-0	499
12.	Purdue	5-1	429
13.	North Carolina	3-1	424
14.	Cincinnati	5-0	330
15.	Indiana	4-0	262
16.	Florida	6-0	260
17.	Wisconsin	7-0	252
18.	Baylor	4-2	244
19.	Creighton	4-1	167
20.	Texas A&M	4-1	146
21.	Arkansas	4-1	128
22.	Xavier	5-0	85
23.	Arizona	2-2	76
24.	Ole Miss	5-0	73
25.	Pittsburgh	6-1	66

Others Receiving Votes

BYU 60, Mississippi State 43, Texas 43, Illinois 42, St. John's 40, Texas Tech 39, Ohio State 38, Saint Mary's 33, Drake 23, **Memphis 21**, Nebraska 20, Oregon 8, Rutgers 7, Dayton 5, Michigan State 4, Georgia 3, UCLA 3, Nevada 2, Utah State 1, Penn State 1, Maryland 1, LSU 1

LAST RICE-IONA BOX (DEC. 30, 1967)

RICE-IONA SERIES

Dec. 30, 1967 W 61-60 N

Overall Record: Rice leads 1-0
at Rice: N/A
at Iona: N/A
at Tudor Fieldhouse: N/A
Neutral Record: Rice leads 1-0
Most Points by Rice: 61 (12/30/1967)
Most Points by Iona: 60 (12/30/1967)
Fewest Points by Rice: 61 (12/30/1967)
Fewest Points by Iona: 60 (12/30/1967)
Series Streak: Rice won 1
First Meeting: Dec. 30, 1967
Last Meeting: Dec. 30, 1967
Largest Margin of Victory: 1 (W, 61-60, 12/30/1967)
Largest Margin of Defeat: N/A

RICE-IONA STATE LAST MEETING
The Rice men's basketball team defeated Iona 61-60, in the third-place game of the 1967 Queens City Tournament in Buffalo, N.Y.

2024-25 INDIVIDUAL TOP PERFORMANCES

	RICE	OPPONENT
Points	20, Denver Anglin at Louisiana (11/19/24)	30, Jamir Watkins, Florida State (11/9/24)
Field Goals Made	8, Trae Broadnax at Houston Christian (11/22/24)	10, Jon Sanders, Northwestern State (11/16/24)
Field Goal Attempts	14, 2x, last by Trae Broadnax vs. Hofstra (11/29/24)	19, Jon Sanders, Northwestern State (11/16/24)
3 Point FG Made	5, Denver Anglin at Louisiana (11/19/24)	4, 2x, last by L. Bettis/J. Sanders, Northwestern State (11/16/24)
3 Point FG Attempts	10, Alem Huseinovic vs. Florida State (11/9/24)	10, Bryson Dawkins, Houston Christian (11/22/24)
Free Throws Made	10, 2x, last by Kellen Amos vs. Arkansas State (11/30/24)	14, Jamir Watkins, Florida State (11/9/24)
Free Throw Attempts	14, Kellen Amos vs. Northwestern State (11/16/24)	22, Jamir Watkins, Florida State (11/9/24)
Rebounds	13, Caden Powell at Houston Christian (11/22/24)	15, Michael Graham, Hofstra (11/29/24)
Assists	7, 2x, last by Kellen Amos vs. Northwestern State (11/16/24)	6, Kentrell Garnett, Louisiana (11/19/24)
Steals	3, Trey Patterson vs. Louisiana-Monroe (11/12/24)	4, Jacob Wilson, Louisiana-Monroe (11/12/24)
Blocked Shots	3, Caden Powell at Louisiana (11/19/24)	2, 3x, last by Jerald Colonel, Northwestern State (11/16/24)

2024-25 RICE STARTING LINEUPS

Opponent	Date	Guard	Guard	Guard	Guard/Forward	Forward	Record
FIU	11/5/24	Lanier	Broadnax	Huseinovic	Amos	C. Powell	1-0
vs. Florida State	11/9/24	Lanier	Broadnax	Huseinovic	Amos	C. Powell	1-1
Louisiana-Monroe	11/12/24	Lanier	Broadnax	Huseinovic	Amos	C. Powell	2-1
Northwestern State	11/16/2	Lanier	Broadnax	Huseinovic	Amos	C. Powell	3-1
at Louisiana	11/19/24	Patterson	Broadnax	Huseinovic	Amos	C. Powell	1-0
at HCU	11/22/24	Patterson	Broadnax	Huseinovic	Amos	C. Powell	2-0
vs. Hofstra	11/29/24	Patterson	Broadnax	Huseinovic	Amos	C. Powell	2-1
vs. Arkansas State	11/30/24	Patterson	Broadnax	Huseinovic	Amos	C. Powell	3-1
vs. Iona	12/1/24						
at Texas State	12/8/24						
Alcorn State	12/16/24						
UNT-Dallas	12/19/24						
Prairie View A&M	12/22/24						
at Tulsa	1/1/25						
Charlotte	1/4/25						
at North Texas	1/8/25						
Temple	1/11/25						
UTSA	1/14/25						
at Florida Atlantic	1/19/25						
Tulane	1/25/25						
at South Florida	1/28/25						
Memphis	2/2/25						
at East Carolina	2/5/25						
at Charlotte	2/8/25						
North Texas	2/11/25						
at Tulane	2/15/25						
UAB	2/19/25						
Tulsa	2/22/25						
at Memphis	2/26/25						
at UTSA	3/2/25						
Wichita State	3/6/25						

2024-25 LEADS AND DEFICITS

Halftime Leads	Rice 5, Opponents 2, Tied 1
Rice's Largest Halftime Lead	11 (38-27) vs. FIU (11/4/24)
Rice's Largest Halftime Lead Blown	N/A
Rice's Largest Halftime Deficit	10 (33-23) vs. Florida State (11/9/24)
Rice's Largest Halftime Deficit Overcome	N/A
Rice's Largest 2nd Half Lead	25 (78-53) at Louisiana (11/19/24)
Rice's Largest 2nd Half Lead Blown	5 (36-31) vs. Hofstra (11/29/24)
Rice's Largest 2nd Half Deficit	15 (68-53) vs. Florida State (11/9/24)
Rice's Largest 2nd Half Deficit Overcome	11 (47-36) at Houston Christian (11/22/24)
Rice's Largest Overall Lead	25 (78-53) at Louisiana (11/19/24)
Rice's Largest Overall Lead Blown	5 (36-31) vs. Hofstra (11/29/24)
Rice's Largest Overall Deficit	15 (68-53) vs. Florida State (11/9/24)
Rice's Largest Deficit Overcome	11 (47-36) at Houston Christian (11/22/24)

HOME VS. ROAD

Category	Home	Road
Points per game	73.3	69.4
Opponent points per game	65.0	65.4
Field Goal Pct.	.415	.405
Opponent Field Goal Pct.	.376	.375
3FG pct.	.313	.363
Opponent 3FG Pct.	.308	.207
Free Throw pct	.649	.699
Rebounds per game	41.0	42.4
Opponent Rebounds per game	37.7	35.0
Rebound margin	+3.3	+7.4
Assists per game	14.3	10.0
Turnovers per game	14.3	13.6
Turnover margin	-2.0	-4.4
Steals per game	6.0	4.2
Blocks per game	4.3	3.0

WINS VS. LOSSES

Category	Wins	Losses
Points per game	73.2	64.0
Opponent points per game	63.5	70.5
Field Goal Pct.	.431	.348
Opponent Field Goal Pct.	.367	.402
3FG pct.	.336	.348
Opponent 3FG Pct.	.250	.217
Free Throw pct	.693	.627
Rebounds per game	42.3	40.5
Opponent Rebounds per game	34.3	41.0
Rebound margin	+8.0	-0.5
Assists per game	12.3	9.5
Turnovers per game	13.7	14.5
Turnover margin	+8.0	-3.0
Steals per game	4.7	5.5
Blocks per game	4.2	1.5

1,000-POINT SCORERS

1.	Michael Harris	2001-05	2,014
2.	Brent Scott	1989-93	1,906
3.	Travis Eevee	2020-24	1,885
4.	Ricky Pierce	1979-82	1,847
5.	Morris Almond	2003-07	1,825
6.	Elbert Darden	1975-79	1,727
7.	Tamir Jackson	2009-13	1,684
8.	Greg Hines	1983-87	1,545
9.	Torrey Andrews	1990-94	1,535
10.	Jason McKrieth	2001-05	1,500
11.	Quincy Olivari	2019-23	1,487
12.	Kendall Rhine	1961-64	1,436
13.	Robert Johnson	1995-99	1,413
14.	Max Fiedler	2019-24	1,383
15.	Marcus Evans	2015-17	1,350
16.	Marvin Moore	1989-93	1,339
17.	Gene Schwinger	1951-54	1,328
18.	Dana Hardy	1988-92	1,322
19.	Mike Wilks	1997-2001	1,300
20.	Gary Reist	1968-71	1,270
21.	Adam Peakes	1991-95	1,240
22.	Connor Frizzelle	2008-12	1,234
23.	Tom Myer	1968-71	1,227
24.	Bill Tom	1945-49	1,221
25.	Temple Tucker	1955-58	1,218
26.	Arsalan Kazemi	2009-12	1,195
27.	Egor Koulechov	2015-17	1,172
28.	Shaun Igo	1993-97	1,158
29.	Tommy McGhee	1992-96	1,154
30.	Tom Robitaille	1956-59	1,137
31.	Ako Adams	2016-20	1,129
32.	Max Guercy	2012-16	1,115
33.	Kenneth Rourke	1988-92	1,107
34.	Greg Williams	1966-69	1,101
35.	Chris Mullins	2018-22	1,096
36.	Marcus Jackson	2013-17	1,073
37.	Bob Kinney	1939-42	1,059
38.	Larry Phillips	1961-64	1,053
39.	Bobby Tudor	1978-82	1,018
40.	Connor Cashaw	2015-18	1,016
41.	Brock Gillespie	2001-05	1,007

MOST COMMON OPPONENTS

Below is a look at Rice's most familiar opponents in school history.

1.	Texas	199	59-140
2.	SMU	198	77-121
3.	Texas A&M	189	82-107
4.	TCU	176	89-87
5.	Baylor	174	90-84
6.	Arkansas	144	41-103
7.	Texas Tech	93	28-65
8.	Houston	84	18-66
9.	<i>Tulane</i>	<i>53</i>	<i>26-27</i>
10.	Sam Houston	47	35-12

BOLD ITALIC indicates 2024-25 opponents

HEAD COACH ROB LANIER



Rob Lanier First Season

Rice, Head Coach, 2024-present

Year	Record	Pct.	AAC Record	Pct.	Postseason
2024-25	6-2	.750	0-0	.000	
Total	6-2	.750	0-0	.000	

SMU, Head Coach, 2022-24

Year	Record	Pct.	AAC Record	Pct.	Postseason
2022-23	10-22	.312	5-13	.278	
2023-24	20-13	.606	11-7	.611	NIT First Round
Total	30-35	.462	16-20	.444	

Georgia State, Head Coach, 2019-22

Year	Record	Pct.	Sun Belt Record	Pct.	Postseason
2019-20	19-13	.593	12-8	.600	
2020-21	16-6	.727	8-4	.667	Sun Belt Regular Season Champions
2021-22	18-11	.621	9-5	.643	Sun Belt Champions/NCAA First Round
Total	53-30	.639	29-17	.630	

Tennessee, Assistant Coach, 2015-19

Year	Record	Pct.	SEC Record	Pct.	Postseason
2015-16	15-19	.441	6-12	.333	
2016-17	16-16	.500	8-10	.444	
2017-18	26-9	.743	13-5	.722	NCAA Second Round
2018-19	31-6	.838	15-3	.833	NCAA Sweet Sixteen
Total	88-50	.638	42-30	.583	

Texas, Assistant Coach, 2011-15

Year	Record	Pct.	Big 12 Record	Pct.	Postseason
2011-12	20-14	.588	9-9	.500	NCAA Second Round
2012-13	16-18	.471	7-11	.389	CBI First Round
2013-14	24-11	.686	11-7	.611	NCAA Second Round
2014-15	20-14	.588	8-10	.444	NCAA First Round
Total	80-57	.584	35-37	.486	

Florida, Assistant Coach, 2007-11

Year	Record	Pct.	SEC Record	Pct.	Postseason
2007-08	24-12	.667	8-8	.500	NIT Semifinals
2008-09	25-10	.714	9-7	.562	NIT Second Round
2009-10	21-13	.618	9-7	.562	NCAA First Round
2010-11	29-8	.784	13-3	.812	NCAA Elite Eight
Total	99-43	.697	39-25	.609	

Virginia, Assistant Coach, 2005-07

Year	Record	Pct.	ACC Record	Pct.	Postseason
2005-06	16-15	.516	7-9	.438	NIT First Round
2006-07	22-11	.667	11-5	.688	NCAA Second Round
Total	38-26	.594	18-14	.563	

Siena, Head Coach, 2001-05

Year	Record	Pct.	MAAC Record	Pct.	Postseason
2001-02	17-19	.472	9-9	.500	MAAC Champions/NCAA First Round
2002-03	21-11	.656	12-6	.667	NIT Second Round
2003-04	14-16	.467	9-9	.500	
2004-05	6-24	.200	4-14	.222	
Total	58-70	.453	34-38	.472	

Texas, Assistant Coach, 1999-2001

Year	Record	Pct.	Big 12 Record	Pct.	Postseason
1999-2000	24-9	.727	13-3	.813	NCAA Second Round
2000-01	25-9	.735	12-4	.750	NCAA First Round
Total	80-57	.584	35-37	.486	

Rutgers, Assistant Coach, 1997-99

Year	Record	Pct.	Big East Record	Pct.	Postseason
1997-98	14-15	.483	6-12	.333	
1998-99	19-13	.594	9-9	.500	NIT Second Round
Total	33-28	.541	15-21	.417	

Saint Bonaventure, Assistant Coach, 1992-97

Year	Record	Pct.	Atlantic 10 Record	Pct.	Postseason
1992-93	10-17	.370	0-14	.000	
1993-94	10-17	.370	4-12	.250	
1994-95	18-13	.581	9-7	.563	NIT Second Round
1995-96	10-18	.357	4-12	.250	
1996-97	14-14	.500	5-11	.313	
Total	62-79	.440	22-56	.282	

ON THE BENCH



Chris Kreider

Associate Head Coach

Is in his second stint at Rice ... also coached on South Main from 2017-19 ... in his sixth season working for Rob Lanier ... spent last two years at SMU, helping it to 20 wins and the NIT last year ... selected to the Top Connect Basketball Symposium the last three years.



Josten Crow

Assistant Coach

Is in his first year at Rice ... spent last two years at SMU, helping it to 20 wins and the NIT last year ... one year at Louisiana Tech helping the Bulldogs finish with a 24-10 record ... spent six years at Louisiana from first as the Director of Student-Athlete Development and then as an assistant coach for five seasons.



Andre Owens

Assistant Coach

Is in his first season at Rice ... spent last two years at SMU, helping it to 20 wins and the NIT last year ... prior to SMU, he spent three years at Sam Houston ... served three years as Head Coach at Western Texas College, earning a 50-38 record.



Nelson Terroba

Assistant Coach

Is in his first season at Rice ... spent last season as Head Coach of the Calgary Surge of the Canadian Elite Basketball League ... served as Associate Head Coach of the Texas Legends, the NBA G-League affiliate of the Dallas Mavericks.



Jordan Glover

Assistant Coach/Director of Player Personnel

Is in his first year at Rice ... spent last two years at SMU, helping it to 20 wins and the NIT last year ... served as a Graduate Assistant under Lanier at Georgia State.



Jeff Martin

Assistant AD for Basketball Operations

Is in his first season at Rice ... spent last year at St. John's as the Director of Operations ... prior to his year at St. John's, he spent three years as Director of Operations at Iona.



Jack Schoemann

Assistant to the Head Coach

Is in his first season at Rice ... spent last season at SMU ... Prior to SMU, he, served as a graduate assistant at Cal State Bakersfield in 2022-23, where he played for the Roadrunners from 2019-22.

LANIER VS. ALL OPPONENTS

Opponent	Total	Last Meeting	Result	Opponent	Total	Last Meeting	Result
UAB	1-2	Mar. 10, 2024	L, 70-74	Mississippi State	0-1	Dec. 14, 2021	L, 50-79
Albany	3-1	Nov. 23, 2004	L, 65-86	Monmouth	1-1	Jan. 2, 2005	W, 60-59
Alcorn State	1-0	Mar. 12, 2002	W, 81-77	Montana State	1-0	Dec. 30, 2002	W, 71-58
Appalachian State	5-4	Mar. 6, 2002	W, 71-66	Murray State	1-0	Dec. 22, 2023	W, 92-65
Arizona State	0-2	Dec. 6, 2023	L, 74-76	New Mexico	0-1	Nov. 15, 2022	L, 63-84
Arkansas State	3-1	Nov. 30, 2024	W, 75-67	New Orleans	0-1	Nov. 19, 2004	L, 73-81
Austin Peay	1-0	Nov. 19, 2001	W, 62-44	Niagara	4-6	Feb. 7, 2005	L, 66-81
Brewton-Parker	2-0	Nov. 9, 2021	W, 97-37	North Texas	1-1	Feb. 11, 2024	W, 71-68
Cal Baptist	1-0	Nov. 23, 2019	W, 69-60	Northeastern	1-0	Nov. 12, 2021	W, 83-64
Canisius	4-4	Feb. 5, 2005	L, 57-65	Northern Iowa	1-1	Dec. 30, 2003	L, 70-82
Carver College	1-0	Dec. 18, 2020	W, 122-57	Northwestern State	1-1	Nov. 16, 2024	W, 77-75 ^{ot}
UCF	0-2	Mar. 9, 2023	L, 70-76	Oklahoma State	0-1	Nov. 20, 2001	L, 64-82
Charlotte	3-0	Jan. 2, 2024	W, 66-54	Oregon State	0-1	Nov. 17, 2004	L, 67-69
Cincinnati	0-2	Mar. 5, 2023	L, 74-97	Penn	0-1	Jan. 15, 2005	L, 62-89
Cleveland State	0-1	Dec. 1, 2001	L, 66-83	Pepperdine	0-1	Nov. 18, 2004	L, 72-87
Coastal Carolina	4-3	Feb. 10, 2022	W, 61-50	Prairie View A&M	1-0	Nov. 22, 2019	W, 83-74
College of Charleston	1-1	Dec. 21, 2020	W, 72-55	Providence	1-2	Dec. 28, 2003	L, 66-73
Dartmouth	1-0	Dec. 3, 2019	W, 83-80	Rhode Island	0-1	Nov. 27, 2021	L, 59-94
Dayton	0-2	Nov. 29, 2023	L, 63-65	Rice	1-1	Feb. 7, 2024	W, 95-69
Delaware	0-2	Dec. 23, 2003	L, 59-85	Richmond	0-1	Nov. 16, 2021	L, 78-94
Duke	0-1	Nov. 15, 2019	L, 63-74	Rider	4-4	Feb. 20, 2005	W, 78-69
Duquesne	1-0	Nov. 29, 2003	W, 78-68	Saint Peter's	5-4	Feb. 15, 2005	L, 76-80
East Carolina	3-1	Mar. 6, 2024	W, 80-77 ^{ot}	South Alabama	5-2	Feb. 5, 2022	W, 69-62
Evansville	1-0	Nov. 19, 2022	W, 55-47	South Florida	1-2	Feb. 25, 2024	L, 68-79
Fairfield	4-7	Jan. 22, 2005	L, 58-80	SMU	0-1	Dec. 23, 2019	L, 76-85
Florida Atlantic	0-1	Feb. 22, 2024	L, 70-80	SW'ern Assemblies of God	1-0	Nov. 6, 2023	W, 82-63
FIU	1-0	Nov. 5, 2024	W, 77-70	St. Bonaventure	0-1	Dec. 20, 2001	L, 74-78
Florida State	1-1	Nov. 9, 2024	L, 65-73	Syracuse	0-2	Nov. 27, 2004	L, 56-78
Fordham	2-2	Dec. 23, 2004	L, 59-69	Temple	2-1	Mar. 14, 2024	L, 60-75
Georgetown	0-1	Nov. 17, 2019	L, 83-91	UT-Arlington	2-1	Jan. 6, 2022	L, 63-70
Georgia Southern	4-2	Feb. 19, 2022	W, 58-49	UTSA	0-1	Mar. 2, 2024	L, 73-77
Georgia Tech	1-1	Dec. 21, 2021	L, 62-72 ^{ot}	Texas A&M	0-2	Nov. 14, 2023	L, 66-79
Gonzaga	0-1	Mar. 17, 2022	L, 72-93	Texas A&M-Commerce	2-0	Dec. 3, 2023	W, 90-47
Hartford	1-0	Dec. 11, 2001	W, 68-52	TCU	0-1	Dec. 10, 2022	L, 75-83
Hawai'i	0-1	Dec. 25, 2022	L, 57-58	Texas State	1-1	Feb. 22, 2020	L, 76-86
High Point	1-0	Nov. 21, 2021	W, 74-66 ^{ot}	Toccoa Falls	2-0	Dec. 18, 2021	W, 92-44
Hofstra	0-1	Nov. 29, 2024	L, 63-68 ^{ot}	Toledo	0-3	Dec. 10, 2003	L, 71-95
Houston	0-2	Feb. 16, 2023	L, 65-80	Troy	2-3	Feb. 3, 2022	L, 63-67
Houston Christian	2-0	Nov. 22, 2024	W, 61-58	Tulane	2-2	Feb. 15, 2024	W, 87-79
Indiana State	0-1	Mar. 20, 2024	L, 92-101	Tulsa	3-0	Jan. 20, 2024	W, 103-70
Iona	7-3	Dec. 22, 2022	W, 85-81	Utah State	1-0	Dec. 23, 2022	W, 77-74
Jackson State	0-1	Dec. 3, 2022	L, 68-69	Vermont	0-1	Dec. 28, 2004	L, 56-77
Lamar	2-0	Nov. 9, 2023	W, 78-67	Villanova	1-0	Mar. 18, 2003	W, 74-59
Little Rock	1-0	Mar. 3, 202	W, 89-70	Voorhees College	1-0	Dec. 6, 2021	W, 80-51
Louisiana	6-2	Nov. 19, 2024	W, 83-61	West Virginia	1-0	Nov. 20, 2023	W, 70-58
Louisiana-Monroe	6-0	Nov. 12, 2024	W, 66-50	Western Illinois	1-0	Nov. 8, 2023	W, 90-53
Loyola (Md.)	7-1	Feb. 24, 2005	W, 67-55	Western Michigan	1-0	Mar. 23, 2003	W, 68-62
Loyola Marymount	1-0	Dec. 29, 2002	W, 79-71	Wichita State	1-2	Jan. 28, 2024	L, 72-77
Manhattan	2-6	Feb. 1, 2005	W, 68-66	William & Mary	1-0	Nov. 20, 2021	W, 77-59
Marist	5-6	Feb. 18, 2005	L, 55-61	Winthrop	0-1	Dec. 5, 2004	L, 58-67
Maryland	0-1	Mar. 15, 2002	L, 70-85	Wisconsin	0-1	Nov. 22, 2023	L, 61-69
Memphis	1-3	Feb. 18, 2024	W, 106-79	Xavier	0-2	Dec. 23, 2002	L, 88-96
Mercer	2-2	Dec. 4, 2021	L, 77-83	Youngstown State	1-0	Dec. 14, 2004	W, 79-78 ^{4ot}
Middle Georgia	1-0	Dec. 30, 2019	W, 83-53	Total	147-138		

THE LAST TIME...TEAM

RICE PLAYED A RANKED OPPONENT (AP POLL)

No. 1 vs. Connecticut on Jan. 2, 2004
 Top 5 at No. 3 Houston on Dec. 6, 2023
 Top 10 at No. 3 Houston on Dec. 6, 2023
 Top 25 vs. No. 22 Florida Atlantic on Jan. 24, 2024

RICE DEFEATED A RANKED OPPONENT (AP POLL)

No. 1 Never
 Top 5 vs. No. 5 Texas (80-49) on Feb. 1, 1982
 Top 10 vs. No. 5 Texas (80-49) on Feb. 1, 1982
 Top 25 vs. No. 24 TCU (76-69) on Jan. 30, 1999

RICE LOST TO A RANKED OPPONENT (AP POLL)

No. 1 vs. Connecticut (92-83) on Jan. 2, 2004
 Top 5 at No. 3 Houston (75-39) on Dec. 6, 2023
 Top 10 at No. 3 Houston (75-39) on Dec. 6, 2023
 Top 25 vs. No. 22 Florida Atlantic (69-56) on Jan. 24, 2024

100 POINTS BY A TEAM

Rice 101 vs. St. Thomas (11/7/23)
 Opponent 103 by Indiana State (11/21/23)

LESS THAN 50 POINTS BY A TEAM

Rice 43 vs. Temple (2/28/24)
 Opponent 48 by St. Thomas (11/10/22)

40+ POINT WIN

Rice 44, 101-57 vs. St. Thomas (11/7/23)
 Opponent 44, 101-57 by Louisiana Tech (2/26/21)

30+ POINT WIN

Rice 44, 101-57 vs. St. Thomas (11/7/23)
 Opponent 36, 75-39 by Houston (12/6/23)

OVERTIME GAME

Rice Win 77-75^{OT} vs. Northwestern State (11/16/24)
 Rice Loss 68-63^{OT} vs. Hofstra (11/29/24)

DOUBLE OVERTIME GAME

Rice Win 109-104^{3OT} vs. Evansville (11/22/21)
 Rice Loss 92-85 vs. WKU (2/7/19)

TRIPLE OVERTIME GAME

Rice Win 109-104^{3OT} vs. Evansville (11/22/21)
 Rice Loss Never

5+ PLAYERS IN DOUBLE-DIGIT SCORING

Rice 5 at UAB (2/21/24)
 Mekhi Mason (19), Andrew Akuchie (18), Keanu Dawes (13)
 Travis Eeve (11), Sam Alajiki (10)
 Opponent 5 by Wichita State (3/13/24)

MADE 40-49 FIELD GOALS

Rice 43 vs. Jarvis Christian (12/19/22)
 Opponent 41 by SMU (2/7/24)

MADE FEWER THAN 20 FIELD GOALS

Rice 19 vs. Arkansas State (11/30/24)
 Opponent 17 by Louisiana-Monroe (11/12/24)

HAD 70-79 FIELD GOAL ATTEMPTS

Rice 73 vs. UT-Martin (11/30/23)
 Opponent 70 by Louisiana (11/19/24)

HAD 80-89 FIELD GOAL ATTEMPTS

Rice 82 vs. Southern Utah (3/20/23)
 Opponent 87 by Utah (12/3/05)

HAD 90-99 FIELD GOAL ATTEMPTS

Rice 98 vs. Texas A&M (2/24/90)
 Opponent 92 by Alcorn State (11/30/88)

HAD FEWER THAN 40 FIELD GOAL ATTEMPTS

Rice 38 vs. Old Dominion (2/26/15)
 Opponent 38 by James Madison (11/13/16)

SHOT OVER 60 PERCENT FROM THE FIELD

Rice .603 (35-of-58) at UAB (2/21/24)
 Opponent .604 (29-of-48) by Texas (11/15/23)

SHOT OVER 70 PERCENT FROM THE FIELD

Rice .717 (43-of-60) vs. Paul Quinn (11/14/06)
 Opponent Research is ongoing

SHOT LESS THAN 30 PERCENT FROM THE FIELD

Rice .259 (14-of-54) vs. Temple (2/28/24)
 Opponent .286 (20-of-70) by Incarnate Word (12/16/21)

MADE 10+ THREE-POINT FIELD GOALS

Rice 10 vs. Louisiana-Monroe (11/12/24)
 Opponent 11 by Northwestern State (11/16/24)

MADE 15+ THREE-POINT FIELD GOALS

Rice 16 vs. Jarvis Christian (12/19/22)
 Opponent 16 by Indiana State (11/21/23)

MADE 0 THREE-POINT FIELD GOALS

Rice 0-6 vs. East Carolina (3/5/08)
 By Opponent 0-16 by Sam Houston State (12/1/94)

HAD 30+ THREE-POINT FIELD GOAL ATTEMPTS

Rice 34 vs. Tulsa (1/27/24)
 Opponent 31 by UTSA (1/6/24)

SHOT OVER 60 PERCENT FROM THE 3-POINT LINE

Rice .600 (12-of-20) at Marshall (1/15/22)
 Opponent .636 (14-of-22) by Wichita State (3/2/24)

SHOT OVER 70 PERCENT FROM THE 3-POINT LINE

Rice .800 (8-of-10) at Southern Miss (1/25/06)
 Opponent .727 (8-of-11) by Lamar (12/17/11)

SHOT OVER 80 PERCENT FROM THE 3-POINT LINE

Rice .800 (8-of-10) at Southern Miss (1/25/06)
 Opponent 1.000 (1-of-1) by Houston (2/7/87)

SHOT LESS THAN 20 PERCENT FROM 3-POINT LINE

Rice .067 (1-of-15) vs. Temple (2/28/24)
 Opponent .115 (3-of-26) by Arkansas State (11/30/24)

MADE 30-39 FREE THROWS

Rice 32 vs. Arkansas State (11/30/24)
 Opponent 30 by UAB (1/7/17)

MADE 40+ FREE THROWS

Rice 42 vs. Texas (1/5/93)
 Opponent Never

MADE 5 OR FEWER FREE THROWS

Rice 5 vs. Florida Atlantic (1/24/24)
 Opponent 3 by Louisiana (11/19/24)

HAD 40-49 FREE THROW ATTEMPTS

Rice 40 vs. Milwaukee (11/22/19)
 Opponent 40 by Lamar (12/22/14)

HAD 50+ FREE THROW ATTEMPTS

Rice 50 vs. Texas (1/30/93)
 Opponent Never

SHOT 90 PERCENT FROM THE FOUL LINE

Rice .900 (9-of-10) vs. Prairie View A&M (12/20/23)
 Opponent 92.9 (13-of-14) by Wichita State (3/2/24)

SHOT 100 PERCENT FROM THE FOUL LINE

Rice 11-of-11 at Louisiana Tech (2/27/21)
 Opponent 11-of-11 by UT-Martin (11/30/23)

HAD 50-59 REBOUNDS

Rice 55 vs. Northwestern State (12/17/22)
 Opponent 50 by UAB (2/23/23)

HAD 60+ REBOUNDS

Rice 61 vs. Our Lady of the Lake (11/27/20)
 Opponent 60 by Utah (12/3/05)

HAD 20+ ASSISTS

Rice 22 vs. Wichita State (3/13/24)
 Opponent 22 by Wichita State (3/13/24)

HAD 30+ ASSISTS

Rice 31 vs. Jarvis Christian (12/19/22)
 Opponent Never

HAD 10+ BLOCKED SHOTS

Rice 10 at FIU (2/9/17)
 Opponent 11 by Middle Tennessee (1/11/23)

HAD 10+ STEALS

Rice 10 vs. Louisiana-Monroe (11/12/24)
 Opponent 11 by Northwestern State (11/16/24)

HAD 15+ STEALS

Rice 17 at James Madison (11/13/16)
 Opponent 18 by FIU (2/14/19)

HAD 20+ TURNOVERS

Rice 21 at Houston (12/6/23)
 Opponent 22 by Houston Baptist (12/5/20)

HAD 30+ TURNOVERS

Rice 33 at FIU (2/14/19)
 Opponent 32 by Angelo State (12/1/79)

COMMITTED 10 OR FEWER TURNOVERS

Rice 9 vs. Wichita State (3/13/24)
 Opponent 10 by Hofstra (11/29/24)

THE LAST TIME...INDIVIDUAL

30-39 POINTS BY A PLAYER

Rice 34, Travis Eevee vs. East Carolina (2/24/24)
Opp. 30, Jamir Watkins, Florida State (11/9/24)

40+ POINTS BY A PLAYER

Rice 40, Patrick Britton vs. East Carolina (3/5/08)
Opp. 42, Roosevelt Smart, North Texas (1/13/18)

TWO PLAYERS SCORED 20 OR MORE POINTS

Rice Travis Eevee (24), Mekhi Mason (22)
vs. Wichita State (3/13/24)
Opp. Colby Rogers (25), Harlond Beverly (23)
Wichita State (3/2/24)

THREE PLAYERS SCORED 20 OR MORE POINTS

Rice J.R. Harrison (27), Lorenzo Williams (23),
Morris Almond (20) vs. Utah (12/3/05)
Opp. Bryson Williams (29), Jamal Bieniemy (24),
Keonte Kennedy (22), UTEP (1/8/21)

TWO PLAYERS SCORED 30 OR MORE POINTS

Rice Tony Barnett (36), Greg Hines (34) at Houston
(2/17/85)
Opp. Research is ongoing

10+ FIELD GOALS MADE BY A PLAYER

Rice 12, Travis Eevee vs. East Carolina (2/24/24)
Opp. 10, Jon Sanders, Northwestern State (11/16/24)

15+ FIELD GOALS MADE BY A PLAYER

Rice 15, Morris Almond vs. North Texas (11/18/06)
Opp. 15, Taevion Kinsey, Marshall (1/15/22)

20-29 FIELD GOAL ATTEMPTS BY A PLAYER

Rice 22, Travis Eevee vs. UTSA (1/6/24)
Opp. 20, Tevian Jones, Southern Utah (3/20/23)

30+ FIELD GOAL ATTEMPTS BY A PLAYER

Rice 31, Ricky Pierce at Houston (1/4/82)
Opp. Never

PLAYER SHOT 1.000 WITH 5+ FIELD GOAL ATTEMPTS

Rice 7-7, Caden Powell vs. FIU (11/5/24)
Opp. 5-5, Quincy Ballard, Wichita State (3/13/24)

PLAYER SHOT .800 WITH 10+ FIELD GOAL ATTEMPTS

Rice 12-14 (.857), Max Fiedler at UTSA (1/16/23)
Opp. 8-10 (.800), John Buggs III, 8-10 (.800), Josh Farmer
UTSA (2/16/23)

PLAYER SHOT .900 WITH 10+ FIELD GOAL ATTEMPTS

Rice 10-11 (.909), Max Fiedler vs. UTEP (1/8/21)
Opp. 9-10 (.900), Kenny Hunter, Louisiana Tech (1/5/23)

5+ 3PT FIELD GOALS MADE BY A PLAYER

Rice 5, Denver Anglin at Louisiana (11/19/24)
Opp. 5, Colby Rogers, Wichita State (3/2/24)

10+ 3PT FIELD GOAL ATTEMPTS BY A PLAYER

Rice 10, Alem Huseinovic vs. Florida State (11/9/24)
Opp. 10, Bryson Dawkins, Houston Christian (11/22/24)

PLAYER SHOT .800 WITH 5+ 3PT FIELD GOAL ATTEMPTS

Rice 6-7 (.857), Alem Huseinovic vs. SMU (2/7/24)
Opp. 4-5 (.800), Isaiah Barnes, Tulsa (2/17/24)

10+ FREE THROWS MADE BY A PLAYER

Rice 10, Kellen Amos vs. Arkansas State (11/30/24)
Opp. 14, Jamir Watkins, Florida State (11/9/24)

15+ FREE THROWS MADE BY A PLAYER

Rice 15, Marcus Evans vs. Louisiana Tech (2/25/17)
Opp. 15, Kasean Pryor, South Florida (1/12/24)

10+ FREE THROWS ATTEMPTED BY A PLAYER

Rice 12, Kellen Amos vs. Arkansas State (11/30/24)
Opp. 10, Makai Willis, Louisiana-Monroe (11/12/24)

15+ FREE THROWS ATTEMPTED BY A PLAYER

Rice 16, Marcus Evans vs. UTEP (3/9/17)
Opp. 22, Jamir Watkins, Florida State (11/9/24)

20+ FREE THROWS ATTEMPTED BY A PLAYER

Rice 20, Morris Almond vs. Houston (1/17/07)
Opp. 22, Jamir Watkins, Florida State (11/9/24)

PLAYER SHOT 1.000 WITH 10+ FREE THROW ATTEMPTS

Rice 12-of-12, Robert Martin vs. North Texas (12/29/18)
Opp. 11-of-11, Josh Anderson, WKU (1/13/22)

10+ REBOUNDS BY A PLAYER,

Rice 13, Caden Powell at Houston Christian (11/22/24)
Opp. 15, Michael Graham, Hofstra (11/29/24)

15+ REBOUNDS BY A PLAYER

Rice 18, Max Fiedler vs. Florida Atlantic (1/24/24)
Opp. 15, Michael Graham, Hofstra (11/29/24)

20+ REBOUNDS BY A PLAYER

Rice 20, Paulius Packevicius vs. Houston (1/23/08)
Opp. Never

30+ REBOUNDS BY A PLAYER

Rice 30, Joe Durrenberger vs. Baylor (2/15/55)
Opp. Never

TWO PLAYERS WITH 10 OR MORE REBOUNDS

Rice Quincy Olivari (12), Cameron Sheffield (11)
vs. WKU (2/18/23)
Opp. Trey Jemison (12), KJ Buffen (10), UAB (1/28/23)

5+ OFFENSIVE REBOUNDS BY A PLAYER

Rice 6, Caden Powell at Houston Christian (11/22/24)
Opp. 5, Derrian Ford, Arkansas State (11/30/24)

10+ DEFENSIVE REBOUNDS BY A PLAYER

Rice 12, Max Fiedler at South Florida (1/12/24)
Opp. 10, Michael Graham, Hofstra (11/29/24)

10+ ASSISTS BY A PLAYER

Rice 12, Max Fiedler vs. Wichita State (3/13/24)
Opp. 11, Donovan Dent, New Mexico (11/22/23)

5+ BLOCKED SHOTS BY A PLAYER

Rice 5, Max Fiedler vs. Charlotte (1/26/23)
Opp. 5, Jared Garcia, Tulsa (1/27/24)

10+ BLOCKED SHOTS BY A PLAYER

Rice Never
Opp. 11, Derrick Davenport, TCU (3/3/00)

5+ STEALS BY A PLAYER

Rice 5, Travis Eevee vs. North Texas (2/4/23)
Opp. 5, Kasean Pryor, South Florida (1/12/24)

40 MINUTES PLAYED IN REGULATION

Rice 40, Travis Eevee vs. FIU (3/4/23)
Opp. 40, Tevian Jones, Southern Utah (3/20/23)

40+ MINUTES PLAYED IN A GAME

Rice 41, Travis Eevee at Tulsa (2/17/24)
Opp. 42, Cruz Davis, Hofstra (11/29/24)

50+ MINUTES PLAYED IN A GAME

Rice 51, Carl Pierre vs. Evansville (11/22/21)
Opp. Noah Frederking (53), Jawaun Newton (52)
Evansville (11/22/21)

DOUBLE-DOUBLE BY A PLAYER*

Rice Caden Powell (17P/11R) vs. FIU (11/5/24)
Opp. Igor Milicic, Jr., (26P/10R), Charlotte (3/6/24)

TWO PLAYERS WITH DOUBLE-DOUBLES*

Rice Max Fiedler (14P/15R), Cameron Sheffield (11P/16R)
at UTEP (12/31/22)
Opp. KJ Buffen (20P/12R), Trey Jemison (10P/12R)
UAB (1/28/23)

20 - 10 GAMES (POINTS - REBOUNDS)

Rice Quincy Olivari (34P/12R) vs. WKU (2/18/23)
Opp. Igor Milicic, Jr. (26P/10R), Charlotte (3/6/24)

20 - 10 GAMES (POINTS - ASSISTS)

Rice Max Fiedler (24/11) at UTSA (1/16/23)
Opp. Taevion Kinsey (31/10), Marshall (1/15/22)

20 - 20 GAMES (POINTS - REBOUNDS)

Rice Michael Harris (30/24) vs. Hawai'i (2/27/05)
Opp. Never

30 - 10 GAMES (POINTS - REBOUNDS)

Rice Quincy Olivari (34P/12R) vs. WKU (2/18/23)
Opp. PJ Haggerty (30/10R), Tulsa (2/17/24)

30 - 20 GAMES (POINTS - REBOUNDS)

Rice Michael Harris (30/24) vs. Hawai'i (2/27/05)
Opp. Never

30 - 30 GAMES (POINTS - REBOUNDS)

Rice Joe Durrenberger (32/30) vs. Baylor (2/15/55)
Opp. Never

TRIPLE-DOUBLE BY A PLAYER^

Rice Max Fiedler (24P/13R/11A) at UTSA (1/16/23)
Opp. Alex Hamilton (25P/11R/11A), Louisiana Tech
(2/27/16)

**Double-doubles are points and rebounds unless otherwise indicated*

STREAKS

TEAM STREAKS	
Overall	Won 1
AAC	Lost 4
Non-Conference	Won 1
Home Overall	Won 3
Home AAC	Lost 2
Home Non-Conference Overall	Won 3
Road Overall	Won 2
Road AAC	Lost 2
Road Non-Conference Overall	Won 3
Neutral	Won 1

INDIVIDUAL STREAKS	
Consecutive double-figure scoring games	
Trae Broadnax	9
Kellen Amos	5
Alem Huseinovic	1
Caden Powell	1

Consecutive games with at least one three	
Kellen Amos	2
Jacob Dar	2
Alem Huseinovic	2
Emory Lanier	2

Consecutive Free Throws Made		
Trae Broadnax	Nov. 22	13
Emory Lanier	Nov. 9	12
Jimmy Oladokun, Jr.	Nov. 16	5
Ifeanyi Ufochukwu	*Jan. 3	4
Caden Powell	Nov. 30	3
Trey Patterson	Nov. 29	2
Alem Huseinovic	Nov. 30	2
Jackson Peakes	*Nov. 7	1
Trey Patterson	Nov. 9	1
Denver Anglin	Nov. 29	1

Games Played	Career	Consecutive
Alem Huseinovic	117	41
Kellen Amos	103	72
Jalen Smith	94	-
Emory Lanier	90	2
Trae Broadnax	72	70
Caden Powell	68	52
Andrew Akuchie	54	22
Trey Patterson	48	8
Jacob Dar	45	2
Jimmy Oladokun, Jr.	39	22
Denver Anglin	26	8
Ifeanyi Ufochukwu	25	-
Jackson Peakes	24	-
Aaron Powell	8	8
George Perkins	6	-
Cole Andrews-Heitz	3	-

Games Started	Career	Consecutive
Kellen Amos	73	71
Trae Broadnax	69	41
Caden Powell	39	10
Jalen Smith	35	-
Alem Huseinovic	35	34
Jacob Dar	13	-
Jimmy Oladokun, Jr.	13	-
Andrew Akuchie	8	-
Trey Patterson	4	4
Emory Lanier	4	-

SPECIALTY STATS

	Pts Off			Fast		W/L	Score	Leads overcome
	Paint	T/O	2ndCh	Break	Bench			
FIU	32	14	7	20	21			
at Rice	28	11	12	11	22	W	77-70	7; 1st-11:07
vs. Florida State	30	23	6	15	22			
Rice	20	7	11	8	19	L	65-73	N/A
Louisiana-Monroe	24	22	4	18	6			
at Rice	14	14	13	6	23	W	66-50	2; 1st-19:08
Northwestern State	24	11	14	5	45			
at Rice	22	10	10	11	23	W	77-75 ^{ot}	2; OT-4:05
at Louisiana	26	16	7	11	33			
Rice	38	5	17	11	33	W	83-61	N/A
at HCU	30	22	4	13	32			
Rice	28	0	6	2	20	W	61-58	11; 2nd-12:26
vs. Hofstra	32	15	8	12	23			
Rice	26	5	9	6	22	L	63-68 ^{ot}	N/A
vs. Arkansas State	32	10	12	3	18			
Rice	14	13	15	5	20	W	75-67	7; 2nd-14:46
vs. Iona								
Rice								
at Texas State								
Rice								
Alcorn State								
Rice								
UNT-Dallas								
at Rice								
Prairie View A&M								
at Rice								
at Tulsa								
Rice								
Charlotte								
at Rice								
at North Texas								
Rice								
Temple								
at Rice								
UTSA								
at Rice								
at Florida Atlantic								
Rice								
Tulane								
at Rice								
at South Florida								
Rice								
Memphis								
at Rice								
at East Carolina								
Rice								
at Charlotte								
Rice								
North Texas								
at Rice								
at Tulane								
Rice								
UAB								
at Rice								
Tulsa								
at Rice								
at Memphis								
Rice								
at UTSA								
Rice								
Wichita State								
at Rice								

Rice/OPP highs are BOLD/ITALICIZED								
Opponent Totals	230	133	62	97	200			
Average/Game	28.8	16.6	7.8	12.1	25.0			
Rice Totals	190	65	93	60	182			
Average/Game	23.8	8.1	11.6	7.5	22.8			

2024-25 RICE GAME-BY-GAME TEAM STATS

Opponent	Date	Score	W/L	TOTAL		3-PTRS		FT-FTA	Pct	REBOUNDS							Pts	Avg
				FG-A	Pct	3FG-A	Pct			O-D-T	Avg	PF	A	TO	Blk	Stl		
FIU	11/5	77-70	W	24-52	.462	6-24	.250	23-38	.605	9-32-41	41.0	18	16	16	5	3	77	77.0
vs. Florida State	11/9	65-73	L	19-53	.358	8-25	.320	19-31	.613	14-25-39	40.0	27	10	17	2	6	65	71.0
Louisiana-Monroe	11/12	66-50	W	21-56	.375	10-29	.345	14-21	.667	15-29-44	41.3	18	15	15	3	10	66	69.3
Northwestern State	11/16	77-75 ^{ot}	W	21-51	.412	9-27	.333	26-38	.684	10-28-38	40.5	15	12	12	5	5	75	71.3
at Louisiana	11/19	83-61	W	27-49	.551	7-18	.389	22-34	.647	12-33-45	41.4	13	17	11	7	3	83	73.6
at HCU	11/22	61-58	W	20-47	.426	5-12	.417	16-22	.727	13-33-46	42.2	15	6	16	2	3	61	71.5
vs. Hofstra	11/29	63-68 ^{ot}	L	21-62	.339	8-21	.381	13-20	.650	10-32-42	42.1	20	9	12	1	5	68	70.3
vs. Arkansas State	11/30	75-67	W	19-51	.373	5-15	.333	32-39	.821	13-27-40	41.9	20	8	12	3	4	75	70.9
vs. Iona	12/1																	
at Texas State	12/8																	
Alcorn State	12/16																	
UNT-Dallas	12/19																	
Prairie View A&M	12/22																	
at Tulsa	1/1																	
Charlotte	1/4																	
at North Texas	1/8																	
Temple	1/11																	
UTSA	1/14																	
at Florida Atlantic	1/19																	
Tulane	1/25																	
at South Florida	1/28																	
Memphis	2/2																	
at East Carolina	2/5																	
at Charlotte	2/8																	
North Texas	2/11																	
at Tulane	2/15																	
UAB	2/19																	
Tulsa	2/22																	
at Memphis	2/26																	
at UTSA	3/2																	
Wichita State	3/6																	

RICE VS. OPPONENT COMPARISON

Opponent	1st	2nd	Score	Mar	FG	FG%	3FG	3FG%	FT	FT%	Reb	Mar	Ast	TO	Blocks	Steals	Fouls
FIU	38/27	43/39	77-70	+7	24/23	.462/.365	6/6	.250/.333	23/18	.605/.750	41/40	+1	16/12	16/11	5/4	3/11	18/31
vs. Florida State	23/33	42/40	65-73	-8	19/23	.358/.426	8/5	.320/.263	19/22	.613/.647	39/36	+3	10/10	17/13	2/7	6/9	27/25
Louisiana-Monroe	27/21	39/29	66-50	+16	21/17	.375/.327	10/3	.345/.143	14/13	.667/.619	44/35	+9	15/9	15/15	3/1	10/11	18/18
Northwestern State	27/25	39/41	77-75 ^{ot}	+2	21/27	.412/.429	9/11	.333/.423	26/10	.684/.526	38/38	0	12/12	12/11	5/3	5/11	15/26
at Louisiana	41/40	42/21	83-61	+22	27/25	.551/.357	7/8	.389/.320	22/3	.647/.375	45/29	+16	17/11	11/5	7/3	3/9	13/24
at HCU	29/29	32/29	61-58	+3	20/20	.426/.364	5/4	.417/.167	16/14	.727/.700	46/25	+21	6/7	16/4	2/0	3/8	15/20
vs. Hofstra	28/31	28/25	63-68 ^{ot}	-5	21/24	.339/.381	8/5	.381/.185	13/15	.650/.600	42/46	-4	9/7	12/10	1/5	5/6	20/18
vs. Arkansas State	34/33	41/34	75-67	+8	19/20	.373/.351	5/3	.33.3/.115	32/24	.821/.774	40/39	+1	8/5	12/14	3/1	4/4	20/28
vs. Iona																	
at Texas State																	
Alcorn State																	
UNT-Dallas																	
Prairie View A&M																	
at Tulsa																	
Charlotte																	
at North Texas																	
Temple																	
UTSA																	
at Florida Atlantic																	
Tulane																	
at South Florida																	
Memphis																	
at East Carolina																	
at Charlotte																	
North Texas																	
at Tulane																	
UAB																	
Tulsa																	
at Memphis																	
at UTSA																	
Wichita State																	

2024-25 HIGH / LOWS

RICE GAME HIGHS

Points	83 at Louisiana (11/19/24)
Points at the Half	41 at Louisiana (11/19/24)
Points in a Half	42 (2nd) vs. Florida State (11/9/24) 42 (2nd) at Louisiana (11/19/24)
Field Goals Made	27 at Louisiana (11/19/24)
Field Goal Attempts	62 vs. Hofstra (11/29/24)
Field Goal Percentage	.551 (27-49) at Louisiana (11/19/24)
3 Point FG Made	10 vs. Louisiana-Monroe (11/12/24)
3 Point FG Attempts	29 vs. Louisiana-Monroe (11/12/24)
3 Point FG Percentage	.417 (5-12) at Houston Christian (11/22/24)
Free Throws Made	32 vs. Arkansas State (11/30/24)
Free Throw Attempts	39 vs. Arkansas State (11/30/24)
Free Throw Percentage	.821 (32-39) Arkansas State (11/30/24)
Rebounds	46 at Houston Christian (11/22/24)
Offensive Rebounds	15 vs. Louisiana-Monroe (11/12/24)
Defensive Rebounds	33 at Louisiana (11/19/24) 33 at Houston Christian (11/22/24)
Assists	17 at Louisiana (11/19/24)
Steals	10 vs. Louisiana-Monroe (11/12/24)
Blocked Shots	7 at Louisiana (11/19/24)
Turnovers	17 vs. Florida State (11/9/24)
Fouls	27 vs. Florida State (11/9/24)

OPPONENT GAME HIGHS

Points	75 by Northwestern State (11/16/24)
Points at the Half	40 by Louisiana (11/19/24)
Points in a Half	43 (2nd) by FIU (11/5/24)
Field Goals Made	27 by Northwestern State (11/16/24)
Field Goal Attempts	70 by Louisiana (11/19/24)
Field Goal Percentage	.429 (27-63) by Northwestern State (11/16/24)
3 Point FG Made	11 by Northwestern State (11/16/24)
3 Point FG Attempts	27 by Hofstra (11/29/24)
3 Point FG Percentage	.423 (11-26) by Northwestern State (11/16/24)
Free Throws Made	24 by Arkansas State (11/30/24)
Free Throw Attempts	34 by Florida State (11/9/24)
Free Throw Percentage	.774 (24-31) by Arkansas State (11/30/24)
Rebounds	46 by Hofstra (11/29/24)
Offensive Rebounds	16 by Arkansas State (11/30/24)
Defensive Rebounds	35 by Hofstra (11/29/24)
Assists	12 by FIU (11/5/24) 12 by Northwestern State (11/16/24)
Steals	11 by FIU (11/5/24) 11 by Louisiana-Monroe (11/12/24) 11 by Northwestern State (11/16/24)
Blocked Shots	7 by Florida State (11/9/24)
Turnovers	15 by Louisiana-Monroe (11/12/24)
Fouls	31 by FIU (11/5/24)

RICE GAME LOWS

Points	61 at Houston Christian (11/22/24)
Points at the Half	23 vs. Florida State (11/9/24)
Points in a Half	23 (1st) vs. FIU (11/5/24)
Field Goals Made	19 vs. Florida State (11/9/24) 19 vs. Arkansas State (11/30/24)
Field Goal Attempts	47 at Houston Christian (11/22/24)
Field Goal Percentage	.339 (21-62) vs. Hofstra (11/29/24)
3 Point FG Made	5 at Houston Christian (11/22/24) 5 vs. Arkansas State (11/30/24)
3 Point FG Attempts	12 at Houston Christian (11/22/24)
3 Point FG Percentage	.250 (6-24) vs. FIU (11/5/24)
Free Throws Made	13 vs. Hofstra (11/29/24)
Free Throw Attempts	20 vs. Hofstra (11/29/24)
Free Throw Percentage	.605 (23-38) vs. FIU (11/5/24)
Rebounds	38 vs. Northwestern State (11/16/24)
Offensive Rebounds	9 vs. FIU (11/5/24)
Defensive Rebounds	25 vs. Florida State (11/9/24)
Assists	6 at Houston Christian (11/22/24)
Steals	3 vs. FIU (11/5/24) 3 at Louisiana (11/19/24) 3 at Houston Christian (11/22/24)
Blocked Shots	1 vs. Hofstra (11/29/24)
Turnovers	11 at Louisiana (11/19/24)
Fouls	13 at Louisiana (11/19/24)

OPPONENT GAME LOWS

Points	50 by Louisiana-Monroe (11/12/24)
Points at the Half	21 by Louisiana-Monroe (11/12/24)
Points in a Half	21 (1st) by Louisiana-Monroe (11/12/24) 21 (2nd) by Louisiana (11/19/24)
Field Goals Made	17 by Louisiana-Monroe (11/12/24)
Field Goal Attempts	52 by Louisiana-Monroe (11/12/24)
Field Goal Percentage	.327 (17-52) by Louisiana-Monroe (11/12/24)
3 Point FG Made	3 by Louisiana-Monroe (11/12/24) 3 by Arkansas State (11/30/24)
3 Point FG Attempts	18 by FIU (11/5/24)
3 Point FG Percentage	.115 (3-26) by Arkansas State (11/30/24)
Free Throws Made	3 by Louisiana (11/19/24)
Free Throw Attempts	8 by Louisiana (11/19/24)
Free Throw Percentage	.375 (3-8) by Louisiana (11/19/24)
Rebounds	25 by Houston Christian (11/22/24)
Offensive Rebounds	6 by Houston Christian (11/22/24)
Defensive Rebounds	15 by Louisiana (11/19/24)
Assists	5 by Arkansas State (11/30/24)
Steals	4 by Arkansas State (11/30/24)
Blocked Shots	0 by Houston Christian (11/22/24)
Turnovers	4 by Houston Christian (11/22/24)
Fouls	18 by Louisiana-Monroe (11/12/24) 18 by Hofstra (11/29/24)

2024-25 POINTS-REBOUNDS-ASSISTS

Opponent	Date	1 Amos	2 Lanier	3 Patterson	4 Anglin	5 Dar	10 Andrews-Heitz	11 A. Powell
FIU	11/5	8-1-3	6-3-2	5-2-0	6-0-0	0-2-1	DNP	4-1-0
vs. Florida State	11/9	12-1-2	7-2-1	6-6-1	0-0-0	4-4-0	DNP	2-0-0
Louisiana-Monroe	11/12	5-3-3	0-2-0	8-9-0	8-0-0	0-2-0	0-0-0	0-0-0
Northwestern State	11/16	16-8-7	8-3-1	0-3-0	11-0-1	0-0-0	DNP	6-2-1
at Louisiana	11/19	12-6-5	DNP	2-7-0	20-4-0	0-0-1	DNP	3-1-1
at HCU	11/22	12-6-2	DNP	2-5-0	15-3-0	DNP	DNP	3-0-0
vs. Hofstra	11/29	13-6-5	5-2-0	2-3-0	5-2-1	8-6-1	DNP	0-0-0
vs. Arkansas State	11/30	17-5-0	7-1-2	0-2-0	4-1-0	4-1-0	DNP	1-1-0
vs. Iona	12/1							
at Texas State	12/8							
Alcorn State	12/16							
UNT-Dallas	12/19							
Prairie View A&M	12/22							
at Tulsa	1/1							
Charlotte	1/4							
at North Texas	1/8							
Temple	1/11							
UTSA	1/14							
at Florida Atlantic	1/19							
Tulane	1/25							
at South Florida	1/28							
Memphis	2/2							
at East Carolina	2/5							
at Charlotte	2/8							
North Texas	2/11							
at Tulane	2/15							
UAB	2/19							
Tulsa	2/22							
at Memphis	2/26							
at UTSA	3/2							
Wichita State	3/6							
Opponent	Date	12 Broadnax	13 Akuchie	22 Peakes	23 Huseinovic	24 Oladokun, Jr.	30 Perkins	44 C. Powell
FIU	11/5	15-7-6	7-5-0	DNP	9-1-3	0-1-0	DNP	17-11-1
vs. Florida State	11/9	10-6-3	3-1-0	DNP	14-2-2	4-7-0	DNP	3-5-1
Louisiana-Monroe	11/12	14-1-7	3-6-3	0-0-0	15-2-1	4-6-0	0-0-0	9-8-1
Northwestern State	11/16	11-5-0	2-3-0	DNP	11-3-0	4-4-0	DNP	8-3-2
at Louisiana	11/19	14-9-6	4-4-0	0-1-0	5-2-3	6-1-1	0-0-0	17-9-0
at HCU	11/22	19-6-4	2-5-0	DNP	2-3-0	0-0-0	DNP	6-13-0
vs. Hofstra	11/29	16-5-2	4-4-0	DNP	8-3-0	0-2-0	DNP	2-7-0
vs. Arkansas State	11/30	18-6-6	2-3-0	DNP	10-0-0	2-3-0	DNP	10-9-0
vs. Iona	12/1							
at Texas State	12/8							
Alcorn State	12/16							
UNT-Dallas	12/19							
Prairie View A&M	12/22							
at Tulsa	1/1							
Charlotte	1/4							
at North Texas	1/8							
Temple	1/11							
UTSA	1/14							
at Florida Atlantic	1/19							
Tulane	1/25							
at South Florida	1/28							
Memphis	2/2							
at East Carolina	2/5							
at Charlotte	2/8							
North Texas	2/11							
at Tulane	2/15							
UAB	2/19							
Tulsa	2/22							
at Memphis	2/26							
at UTSA	3/2							
Wichita State	3/6							

FOLLOWING THE OWLS

Leading Scorer	Career	2024-25
Trae Broadnax	3	3
Alem Huseinovic	6	2
Kellen Amos	24	1
Denver Anglin	1	1
Caden Powell	1	1

Leading Rebounder	Career	2024-25
Caden Powell	5	5
Kellen Amos	12	1
Trae Broadnax	1	1
Jimmy Oladokun, Jr.	1	1
Trey Patterson	1	1
Andrew Akuchie	2	0
Alem Huseinovic	1	0

Leader in Assists	Career	2024-25
Trae Broadnax	6	6
Kellen Amos	12	2

Double-Figure Scoring	Career	2024-25
Trae Broadnax	56	8
Kellen Amos	55	6
Alem Huseinovic	18	4
Denver Anglin	3	3
Caden Powell	7	3
Jacob Dar	24	0
Jalen Smith	14	0
Jimmy Oladokun, Jr.	6	0
Emory Lanier	4	0
Andrew Akuchie	1	0

Double-Figure Rebounding	Career	2024-25
Caden Powell	5	2
Jacob Dar	4	0
Kellen Amos	3	0
Andrew Akuchie	1	0
Jimmy Oladokun, Jr.	1	0

Double-Figure Assists	Career	2024-25

Double-Doubles	Career	2024-25
Caden Powell	2	1
Jacob Dar	3	0
Kellen Amos	2	0
Jimmy Oladokun, Jr.	1	0

Triple-Doubles	Career	2024-25

20-Pt. Games	Career	2024-25
Denver Anglin	1	1
Kellen Amos	11	0
Jacob Dar	9	0
Trae Broadnax	6	0
Jimmy Oladokun, Jr.	1	0

30-Pt. Games	Career	2024-25
Jacob Dar	2	0
Kellen Amos	1	0

Charges Drawn	Career	2024-25
Rice		1
Opponents		3

Aaron Powell	1	1
Andrew Akuchie	2	0
Alem Huseinovic	1	0

Dunks	Career	2024-25
Rice		8
Opponents		10

Kellen Amos	4	4
Andrew Akuchie	31	2
Jacob Dar	1	1
Caden Powell	1	1
Ifeanyi Ufochukwu	4	0

First Substitution	2024-25
Denver Anglin	7
Andrew Akuchie	4
Trey Patterson	3
Jimmy Oladokun, Jr.	2
Emory Lanier	1
Aaron Powell	1

Three-Point Plays	2024-25
Rice	6/12
Opponents	7/10

Caden Powell	4/6
Kellen Amos	1/3
Trae Broadnax	1/3

Four-Point Plays	2024-25
Rice	0/0
Opponents	0/0

Five Second Violations	2024-25
Rice	0
Opponents	0

Ten Second Violations	2024-25
Rice	1
Opponents	0

Shot Clock Violations	2024-25
Rice	2
Opponents	2

Backcourt Violations	2024-25
Rice	0
Opponents	0

Jump Balls Controlled	2024-25
Rice	8
Opponents	0
Caden Powell	8/8

First to Score	2024-25
Rice	5
Opponents	3

First to Score for Rice	2024-25
Kellen Amos	3
Trae Broadnax	2
Caden Powell	2
Alem Huseinovic	1

How Rice Scored First Points	2024-25
Free Throw	3
Jumper	2
Layup	2
Three-Pointer	1
Dunk	0
Tip-In	0

8-0 Runs	2024-25
Rice	8
Opponents	6

10-0 Runs	2024-25
Rice	5
Opponents	0

1

FIU

RICE

NOV. 5, 2024

ATTENDANCE: 1,111

HOUSTON, TEXAS • TUDOR FIELDHOUSE

NCAA

Official Basketball Box Score - Final

FIU at Rice

11/05/24 Tudor Fieldhouse, Houston

2024-25 Men's Basketball

Officials: Owen Shortt, Jeff Norwood, Ron Groover

Game Time: 7:00 PM

Game Duration: 2:39

Attendance: 1,111

NO. Name	Min	FG	3P	FT	Rebounds	Fouls	TP	AS	TO	ST	Blocks	pts	Shooting By Period	
		aa	aa	aa	aa	aa	aa	aa	aa	aa	aa	aa	1st	2nd
21 Jonathan Ayilar	22:13	2-6	1-3	4-4	2-3	5-4	9	1	1	0	0	11	1st FGM: 1-4	25.0%
23 Vannoy Salathum	0:04:00	0-0	0-0	0-0	1-1	1-0	0	0	0	0	0	0	1st FGM: 0-0	0.0%
1 Dashon Ciftaris	08:14	6-15	2-6	4-5	0-1	1-4	10	0	0	0	0	11	1st FGM: 2-2	18.7%
2 Jalen Jones	15:41	0-0	0-0	0-0	1-1	1-0	0	1	0	0	0	0	1st FGM: 0-0	0.0%
11 Jackson Brewer	0:20:00	4-11	0-3	10-12	2-7	9	3	18	4	4	0	2	1st FGM: 2-2	42.9%
12 Dante Wilcox	14:57	0-0	0-0	0-0	1-2	0-0	0	1	2	0	0	0	1st FGM: 0-0	0.0%
13 Ashton Williamson	33:36	3-9	0-1	0-2	0-6	6-1	1-5	3	0	2	0	3	1st FGM: 1-1	33.3%
5 Jaiden Lipscomb	02:22	0-2	0-0	0-0	0-0	1-0	0	1	0	0	0	0	1st FGM: 0-0	0.0%
10 Tyrese Watson	29:59	6-7	3-3	0-1	7-8	3-1	18	1	2	1	0	9	1st FGM: 1-1	50.0%
15 Chakaheau Okike	07:50	0-0	0-0	0-0	3-1	4-2	0	0	0	0	0	0	1st FGM: 0-0	0.0%
25 Kobe Williams	03:00	0-0	0-0	0-0	0-0	1-0	0	0	0	0	0	0	1st FGM: 0-0	0.0%
5 Jalen Davis	00:00	0-0	0-0	0-0	0-0	0-0	0	0	0	0	0	0	1st FGM: 0-0	0.0%
Team													1st FGM: 0-0	0.0%
Totals	23:05	16	18	19	24	31	16	70	12	11	1	4	1st FGM: 1-1	50.0%

Record: 1-0

Technical Fouls: NONE

Shooting By Period

1st FGM: 11-29 42.3%

2nd FGM: 5-11 45.5%

3rd FGM: 13-26 50.0%

4th FGM: 3-12 25.0%

5th FGM: 0-0 0.0%

6th FGM: 0-0 0.0%

7th FGM: 0-0 0.0%

8th FGM: 0-0 0.0%

9th FGM: 0-0 0.0%

10th FGM: 0-0 0.0%

11th FGM: 0-0 0.0%

12th FGM: 0-0 0.0%

13th FGM: 0-0 0.0%

14th FGM: 0-0 0.0%

15th FGM: 0-0 0.0%

16th FGM: 0-0 0.0%

17th FGM: 0-0 0.0%

18th FGM: 0-0 0.0%

19th FGM: 0-0 0.0%

20th FGM: 0-0 0.0%

21st FGM: 0-0 0.0%

22nd FGM: 0-0 0.0%

23rd FGM: 0-0 0.0%

24th FGM: 0-0 0.0%

25th FGM: 0-0 0.0%

26th FGM: 0-0 0.0%

27th FGM: 0-0 0.0%

28th FGM: 0-0 0.0%

29th FGM: 0-0 0.0%

30th FGM: 0-0 0.0%

31st FGM: 0-0 0.0%

32nd FGM: 0-0 0.0%

33rd FGM: 0-0 0.0%

34th FGM: 0-0 0.0%

35th FGM: 0-0 0.0%

36th FGM: 0-0 0.0%

37th FGM: 0-0 0.0%

38th FGM: 0-0 0.0%

39th FGM: 0-0 0.0%

40th FGM: 0-0 0.0%

41st FGM: 0-0 0.0%

42nd FGM: 0-0 0.0%

43rd FGM: 0-0 0.0%

44th FGM: 0-0 0.0%

45th FGM: 0-0 0.0%

46th FGM: 0-0 0.0%

47th FGM: 0-0 0.0%

48th FGM: 0-0 0.0%

49th FGM: 0-0 0.0%

50th FGM: 0-0 0.0%

51st FGM: 0-0 0.0%

52nd FGM: 0-0 0.0%

53rd FGM: 0-0 0.0%

54th FGM: 0-0 0.0%

55th FGM: 0-0 0.0%

56th FGM: 0-0 0.0%

57th FGM: 0-0 0.0%

58th FGM: 0-0 0.0%

59th FGM: 0-0 0.0%

60th FGM: 0-0 0.0%

61st FGM: 0-0 0.0%

62nd FGM: 0-0 0.0%

63rd FGM: 0-0 0.0%

64th FGM: 0-0 0.0%

65th FGM: 0-0 0.0%

66th FGM: 0-0 0.0%

67th FGM: 0-0 0.0%

68th FGM: 0-0 0.0%

69th FGM: 0-0 0.0%

70th FGM: 0-0 0.0%

71st FGM: 0-0 0.0%

72nd FGM: 0-0 0.0%

73rd FGM: 0-0 0.0%

74th FGM: 0-0 0.0%

75th FGM: 0-0 0.0%

76th FGM: 0-0 0.0%

77th FGM: 0-0 0.0%

78th FGM: 0-0 0.0%

79th FGM: 0-0 0.0%

80th FGM: 0-0 0.0%

81st FGM: 0-0 0.0%

82nd FGM: 0-0 0.0%

83rd FGM: 0-0 0.0%

84th FGM: 0-0 0.0%

85th FGM: 0-0 0.0%

86th FGM: 0-0 0.0%

87th FGM: 0-0 0.0%

88th FGM: 0-0 0.0%

89th FGM: 0-0 0.0%

90th FGM: 0-0 0.0%

91st FGM: 0-0 0.0%

92nd FGM: 0-0 0.0%

93rd FGM: 0-0 0.0%

94th FGM: 0-0 0.0%

95th FGM: 0-0 0.0%

96th FGM: 0-0 0.0%

97th FGM: 0-0 0.0%

98th FGM: 0-0 0.0%

99th FGM: 0-0 0.0%

100th FGM: 0-0 0.0%

101st FGM: 0-0 0.0%

102nd FGM: 0-0 0.0%

103rd FGM: 0-0 0.0%

104th FGM: 0-0 0.0%

105th FGM: 0-0 0.0%

106th FGM: 0-0 0.0%

107th FGM: 0-0 0.0%

108th FGM: 0-0 0.0%

109th FGM: 0-0 0.0%

110th FGM: 0-0 0.0%

111th FGM: 0-0 0.0%

112th FGM: 0-0 0.0%

113th FGM: 0-0 0.0%

114th FGM: 0-0 0.0%

115th FGM: 0-0 0.0%

116th FGM: 0-0 0.0%

117th FGM: 0-0 0.0%

118th FGM: 0-0 0.0%

119th FGM: 0-0 0.0%

120th FGM: 0-0 0.0%

121st FGM: 0-0 0.0%

122nd FGM: 0-0 0.0%

123rd FGM: 0-0 0.0%

124th FGM: 0-0 0.0%

125th FGM: 0-0 0.0%

126th FGM: 0-0 0.0%

127th FGM: 0-0 0.0%

128th FGM: 0-0 0.0%

129th FGM: 0-0 0.0%

130th FGM: 0-0 0.0%

131st FGM: 0-0 0.0%

132nd FGM: 0-0 0.0%

133rd FGM: 0-0 0.0%

134th FGM: 0-0 0.0%

135th FGM: 0-0 0.0%

136th FGM: 0-0 0.0%

137th FGM: 0-0 0.0%

138th FGM: 0-0 0.0%

139th FGM: 0-0 0.0%

140th FGM: 0-0 0.0%

141st FGM: 0-0 0.0%

142nd FGM: 0-0 0.0%

143rd FGM: 0-0 0.0%

144th FGM: 0-0 0.0%

145th FGM: 0-0 0.0%

146th FGM: 0-0 0.0%

147th FGM: 0-0 0.0%

148th FGM: 0-0 0.0%

149th FGM: 0-0 0.0%

150th FGM: 0-0 0.0%

151st FGM: 0-0 0.0%

152nd FGM: 0-0 0.0%

153rd FGM: 0-0 0.0%

154th FGM: 0-0 0.0%

155th FGM: 0-0 0.0%

156th FGM: 0-0 0.0%

157th FGM: 0-0 0.0%

158th FGM: 0-0 0.0%

159th FGM: 0-0 0.0%

160th FGM: 0-0 0.0%

161st FGM: 0-0 0.0%

162nd FGM: 0-0 0.0%

163rd FGM: 0-0 0.0%

164th FGM: 0-0 0.0%

165th FGM: 0-0 0.0%

166th FGM: 0-0 0.0%

167th FGM: 0-0 0.0%

168th FGM: 0-0 0.0%

169th FGM: 0-0 0.0%

170th FGM: 0-0 0.0%

171st FGM: 0-0 0.0%

172nd FGM: 0-0 0.0%

173rd FGM: 0-0 0.0%

174th FGM: 0-0 0.0%

175th FGM: 0-0 0.0%

176th FGM: 0-0 0.0%

177th FGM: 0-0 0.0%

178th FGM: 0-0 0.0%

179th FGM: 0-0 0.0%

180th FGM: 0-0 0.0%

181st FGM: 0-0 0.0%

182nd FGM: 0-0 0.0%

183rd FGM: 0-0 0.0%

184th FGM: 0-0 0.0%

185th FGM: 0-0 0.0%

186th FGM: 0-0 0.0%

187th FGM: 0-0 0.0%

188th FGM: 0-0 0.0%

189th FGM: 0-0 0.0%

190th FGM: 0-0 0.0%

191st FGM: 0-0 0.0%

192nd FGM: 0-0 0.0%

193rd FGM: 0-0 0.0%

194th FGM: 0-0 0.0%

195th FGM: 0-0 0.0%

196th FGM: 0-0 0.0%

197th FGM: 0-0 0.0%

198th FGM: 0-0 0.0%

199th FGM: 0-0 0.0%

200th FGM: 0-0 0.0%

201st FGM: 0-0 0.0%

202nd FGM: 0-0 0.0%

203rd FGM: 0-0 0.0%

204th FGM: 0-0 0.0%

205th FGM: 0-0 0.0%

206th FGM: 0-0 0.0%

207th FGM: 0-0 0.0%

208th FGM: 0-0 0.0%

209th FGM: 0-0 0.0%

210th FGM: 0-0 0.0%

211st FGM: 0-0 0.0%

212nd FGM: 0-0 0.0%

213rd FGM: 0-0 0.0%

214th FGM: 0-0 0.0%

215th FGM: 0-0 0.0%

216th FGM: 0-0 0.0%

217th FGM: 0-0 0.0%

218th FGM: 0-0 0.0%

219th FGM: 0-0 0.0%

220th FGM: 0-0 0.0%

221st FGM: 0-0 0.0%

222nd FGM: 0-0 0.0%

223rd FGM: 0-0 0.0%

224th FGM: 0-0 0.0%

225th FGM: 0-0 0.0%

226th FGM: 0-0 0.0%

227th FGM: 0-0 0.0%

228th FGM: 0-0 0.0%

229th FGM: 0-0 0.0%

230th FGM: 0-0 0.0%

231st FGM: 0-0 0.0%

232nd FGM: 0-0 0.0%

233rd FGM: 0-0 0.0%

234th FGM: 0-0 0.0%

235th FGM: 0-0 0.0%

236th FGM: 0-0 0.0%

237th FGM: 0-0 0.0%

238th FGM: 0-0 0.0%

239th FGM: 0-0 0.0%

240th FGM: 0-0 0.0%

241st FGM: 0-0 0.0%

242nd FGM: 0-0 0.0%

243rd FGM: 0-0 0.0%

244th FGM: 0-0 0.0%

245th FGM: 0-0 0.0%

246th FGM: 0-0 0.0%

247th FGM: 0-0 0.0%

248th FGM: 0-0 0.0%

249th FGM: 0-0 0.0%

250th FGM: 0-0 0.0%

251st FGM: 0-0 0.0%

252nd FGM: 0-0 0.0%

253rd FGM: 0-0 0.0%

254th FGM: 0-0 0.0%

255th FGM: 0-0 0.0%

256th FGM: 0-0 0.0%

257th FGM: 0-0 0.0%

258th FGM: 0-0 0.0%

259th FGM: 0-0 0.0%

260th FGM: 0-0 0.0%

261st FGM: 0-0 0.0%

262nd FGM: 0-0 0.0%

263rd FGM: 0-0 0.0%

264th FGM: 0-0 0.0%

265th FGM: 0-0 0.0%

266th FGM: 0-0 0.0%

267th FGM: 0-0 0.0%

268th FGM: 0-0 0.0%

269th FGM: 0-0 0.0%

270th FGM: 0-0 0.0%

271st FGM: 0-0 0.0%

272nd FGM: 0-0 0.0%

273rd FGM: 0-0 0.0%

274th FGM: 0-0 0.0%

275th FGM: 0-0 0.0%

276th FGM: 0-0 0.0%

277th FGM: 0-0 0.0%

278th FGM: 0-0 0.0%

279th FGM: 0-0 0.0%

280th FGM: 0-0 0.0%

281st FGM: 0-0 0.0%

282nd FGM: 0-0 0.0%

283rd FGM: 0-0 0.0%

284th FGM: 0-0 0.0%

285th FGM: 0-0 0.0%

286th FGM: 0-0 0.0%

287th FGM: 0-0 0.0%

288th FGM: 0-0 0.0%

289th FGM: 0-0 0.0%

290th FGM: 0-0 0.0%

291st FGM: 0-0 0.0%

292nd FGM: 0-0 0.0%

293rd FGM: 0-0 0.0%

294th FGM: 0-0 0.0%

295th FGM: 0-0 0.0%

296th FGM: 0-0 0.0%

297th FGM: 0-0 0.0%

298th FGM: 0-0 0.0%

299th FGM: 0-0 0.0%

300th FGM: 0-0 0.0%

301st FGM: 0-0 0.0%

302nd FGM: 0-0 0.0%

303rd FGM: 0-0 0.0%

304th FGM: 0-0 0.0%

305th FGM: 0-0 0.0%

306th FGM: 0-0 0.0%

307th FGM: 0-0 0.0%

308th FGM: 0-0 0.0%

309th FGM: 0-0 0.0%

310th FGM: 0-0 0.0%

311st FGM: 0-0 0.0%

312nd FGM: 0-0 0.0%

313rd FGM: 0-0 0.0%

314th FGM: 0-0 0.0%

315th FGM: 0-0 0.0%

316th FGM: 0-0 0.0%

317th FGM: 0-0 0.0%

318th FGM: 0-0 0.0%

319th FGM: 0-0 0.0%

320th FGM: 0-0 0.0%

321st FGM: 0-0 0.0%

322nd FGM: 0-0 0.0%

323rd FGM: 0-0 0.0%

324th FGM: 0-0 0.0%

325th FGM: 0-0 0.0%

326th FGM: 0-0 0.0%

327th FGM: 0-0 0.0%

328th FGM: 0-0 0.0%

329th FGM: 0-0 0.0%

330th FGM: 0-0 0.0%

331st FGM: 0-0 0.0%

332nd FGM: 0-0 0.0%

333rd FGM: 0-0 0.0%

334th FGM: 0-0 0.0%

335th FGM: 0-0 0.0%

336th FGM: 0-0 0.0%

337th FGM: 0-0 0.0%

338th FGM: 0-0 0.0%

339th FGM: 0-0 0.0%

340th FGM: 0-0 0.0%

341st FGM: 0-0 0.0%

342nd FGM: 0-0 0.0%

343rd FGM: 0-0 0.0%

344th FGM: 0-0 0.0%

345th FGM: 0-0 0.0%

346th FGM: 0-0 0.0%

347th FGM: 0-0 0.0%

348th FGM: 0-0 0.0%

349th FGM: 0-0 0.0%

350th FGM: 0-0 0.0%

351st FGM: 0-0 0.0%

352nd FGM: 0-0 0.0%

353rd FGM: 0-0 0.0%

354th FGM: 0-0 0.0%

355th FGM: 0-0 0.0%

356th FGM: 0-0 0.0%

357th FGM: 0-0 0.0%

358th FGM: 0-0 0.0%

359th FGM: 0-0 0.0%

360th FGM: 0-0 0.0%

361st FGM: 0-0 0.0%

362nd FGM: 0-0 0.0%

363rd FGM: 0-0 0.0%

364th FGM: 0-0 0.0%

365th FGM: 0-0 0.0%

366th FGM: 0-0 0.0%

367th FGM: 0-0 0.0%

368th FGM: 0-0 0.0%

369th FGM: 0-0 0.0%

370th FGM: 0-0 0.0%

371st FGM: 0-0 0.0%

372nd FGM: 0-0 0.0%

373rd FGM: 0-0 0.0%

374th FGM: 0-0 0.0%

375th FGM: 0-0 0.0%

376th FGM: 0-0 0.0%

377th FGM: 0-0 0.0%

378th FGM: 0-0 0.0%

379th FGM: 0-0 0.0%

380th FGM: 0-0 0.0%

381st FGM: 0-0 0.0%

382nd FGM: 0-0 0.0%

383rd FGM: 0-0 0.0%

384th FGM: 0-0 0.0%

385th FGM: 0-0 0.0%

386th FGM: 0-0 0.0%

387th FGM: 0-0 0.0%

388th FGM: 0-0 0.0%

389th FGM: 0-0 0.0%

390th FGM: 0-0 0.0%

391st FGM: 0-0 0.0%

392nd FGM: 0-0 0.0%

393rd FGM: 0-0 0.0%

394th FGM: 0-0 0.0%

395th FGM: 0-0 0.0%

396th FGM: 0-0 0.0%

397th FGM: 0-0 0.0%

398th FGM: 0-0 0.0%

399th FGM: 0-0 0.0%

400th FGM: 0-0 0.0%

401st FGM: 0-0 0.0%

402nd FGM: 0-0 0.0%

403rd FGM: 0-0 0.0%

404th FGM: 0-0 0.0%

405th FGM: 0-0 0.0%

406th FGM: 0-0 0.0%

407th FGM: 0-0 0.0%

408th FGM: 0-0 0.0%

409th FGM: 0-0 0.0%

410th FGM: 0-0 0.0%

411st FGM: 0-0 0.0%

412nd FGM: 0-0 0.0%

413rd FGM: 0-0 0.0%

414th FGM: 0-0 0.0%

415th FGM: 0-0 0.0%

416th FGM: 0-0 0.0%

417th FGM: 0-0 0.0%

418th FGM: 0-0 0.0%

419th FGM: 0-0 0.0%

420th FGM: 0-0 0.0%

421st FGM: 0-0 0.0%

422nd FGM: 0-0 0.0%

423rd FGM: 0-0 0.0%

424th FGM: 0-0 0.0%

425th FGM: 0-0 0.0%

426th FGM: 0-0 0.0%

427th FGM: 0-0 0.0%

428th FGM: 0-0 0.0%

429th FGM: 0-0 0.0%

430th FGM: 0-0 0.0%

431st FGM: 0-0 0.0%

432nd FGM: 0-0 0.0%

433rd FGM: 0-0 0.0%

434th FGM: 0-0 0.0%

435th FGM: 0-0 0.0%

436th FGM: 0-0 0.0%

437th FGM: 0-0 0.0%

438th FGM: 0-0 0.0%

439th FGM: 0-0 0.0%

440th FGM: 0-0 0.0%

441st FGM: 0-0 0.0%

442nd FGM: 0-0 0.0%

443rd FGM: 0-0 0.0%

444th FGM: 0-0 0.0%

445th FGM: 0-0 0.0%

446th FGM: 0-0 0.0%

447th FGM: 0-0 0.0%

448th FGM: 0-0 0.0%

449th FGM: 0-0 0.0%

450th FGM: 0-0 0.0%

451st FGM: 0-0 0.0%

452nd FGM: 0-0 0.0%

453rd FGM: 0-0 0.0%

454th FGM: 0-0 0.0%

455th FGM: 0-0 0.0%

456th FGM: 0-0 0.0%

457th FGM: 0-0 0.0%

458th FGM: 0-0 0.0%

459th FGM: 0-0 0.0%

460th FGM: 0-0 0.0%

461st FGM: 0-0 0.0%

462nd FGM: 0-0 0.0%

463rd FGM: 0-0 0.0%

464th FGM: 0-0 0.0%

465th FGM: 0-0 0.0%

466th FGM: 0-0 0.0%

467th FGM: 0-0 0.0%

468th FGM: 0-0 0.0%

469th FGM: 0-0 0.0%

470th FGM: 0-0 0.0%

471st FGM: 0-0 0.0%

472nd FGM: 0-0 0.0%

473rd FGM: 0-0 0.0%

474th FGM: 0-0 0.0%

475th FGM: 0-0 0.0%

476th FGM: 0-0 0.0%

477th FGM: 0-0 0.0%

478th FGM: 0-0 0.0%

479th FGM: 0-0 0.0%

480th FGM: 0-0 0.0%

481st FGM: 0-0 0.0%

482nd FGM: 0-0 0.0%

483rd FGM: 0-0 0.0%

484th FGM: 0-0 0.0%

485th FGM: 0-0 0.0%

486th FGM: 0-0 0.0%

487th FGM: 0-0 0.0%

488th FGM: 0-0 0.0%

489th FGM: 0-0 0.0%

490th FGM: 0-0 0.0%

491st FGM: 0-0 0.0%

492nd FGM: 0-0 0.0%

493rd FGM: 0-0 0.0%

494th FGM: 0-0 0.0%

495th FGM: 0-0 0.0%

496th FGM: 0-0 0.0%

497th FGM: 0-0 0.0%

498th FGM: 0-0 0.0%

499th FGM: 0-0 0.0%

500th FGM: 0-0 0.0%

501st FGM: 0-0 0.0%

502nd FGM: 0-0 0.0%

503rd FGM: 0-0 0.0%

504th FGM: 0-0 0.0%

505th FGM: 0-0 0.0%

506th FGM: 0-0 0.0%

507th FGM: 0-0 0.0%

508th FGM: 0-0 0.0%

509th FGM: 0-

2024-25 BOX SCORES

7

RICE
HOFSTRA
ATTENDANCE: 321

63
68

NASSAU, BAHAMAS • BAHAMAR CONVENTION CENTER



Official Basketball Box Score - Final
Rice at Hofstra
11/29/24 Baha Mar Convention Center, Nassau

Game Time: 7:00 PM
Game Duration: 2:10
Attendance: 321

Officials: BLANK HARRIS, SEAN SEALZ, CHADZ SHAW

NO.	Name	Min	FG		3P	FT	Rebounds		Fouls	TP	AS	TO	ST	Blocks	pts	+/-
			MA	AA			OFF	DEF								
3	Trey Patterson	12:18	8/11	0/1	2/2	0	3	1	1	2	0	0	0	0	3	3
44	Caden Powell	23:57	1/6	0/0	0/0	2	5	7	2	2	2	0	1	1	2	11
1	Kellen Amos	34:55	5/11	1/3	2/4	2	4	6	4	10	5	4	2	0	8	8
12	Trise Broadnax	36:56	6/14	1/3	3/3	0	5	5	5	3	16	2	2	1	0	27
23	Allen Husarewicz	29:58	9/9	2/3	0/0	0	3	1	0	9	0	0	0	0	1	1
2	Emory Lanier	12:50	1/3	1/1	2/2	0	2	0	2	2	5	0	1	0	1	10
4	Denver Anglin	36:51	1/7	1/4	2/3	0	2	0	1	5	1	1	1	0	0	4
13	Andrew Aluochie	16:56	2/3	0/1	0/1	0	4	1	1	4	3	0	0	0	0	5
11	Aaron Powell	01:42	0/0	0/0	0/0	0	0	0	0	0	0	0	0	0	0	3
15	Jaquid Dar	33:22	2/7	2/5	2/2	0	6	4	3	7	8	1	0	0	0	1
24	Jimmy Clackson Jr.	07:55	0/2	0/0	0/0	2	0	2	1	1	0	0	2	0	0	2
Totals							2	2								
Totals		21:42	5/21	13/20	10/20	4/2	20	18	63	9	12	2	1	5	5	

Technical Fouls: NONE

NO.	Name	Min	FG		3P	FT	Rebounds		Fouls	TP	AS	TO	ST	Blocks	pts	+/-
			MA	AA			OFF	DEF								
12	Michael Graham	05:28	2/5	0/0	1/2	5	10	15	2	5	0	3	1	0	3	3
1	T.J. Gadsden	13:57	2/5	1/3	2/2	1	3	4	2	1	7	0	1	1	0	2
3	Jaquan Sanders	27:38	3/11	1/8	0/0	0	1	0	1	0	1	7	1	1	0	0
5	Craig Davis	04:23	2/4	0/0	0/0	0	8	8	2	6	28	3	3	0	1	8
7	Jean Aranguren	22:07	1/5	0/1	0/2	2	0	2	5	1	2	2	1	0	0	1
10	Kalen Robinson	31:46	5/15	2/8	0/0	0	3	3	2	10	1	8	0	0	0	11
35	Slate Sunday	12:22	1/3	0/0	0/0	2	4	6	2	0	0	1	0	1	0	2
25	German Pshikov	31:58	2/3	1/2	1/2	0	1	1	1	1	8	0	0	1	0	3
3	Khalil Farmer	11:07	0/2	0/2	3/4	0	2	2	4	3	0	0	1	0	1	1
8	Carlos Lopez	00:15	0/0	0/0	0/0	0	0	0	0	0	0	0	0	0	0	1
Totals		24:43	15/27	15/25	11/25	48	18	25	48	7	10	6	5	1	5	

Technical Fouls: NONE

Rice		Hofstra	
Biggest lead	5 (2 nd 17:56)	6 (1 st 12:42)	
Best Scoring Run	10 (2 nd 17:56)	8 (1 st 12:42)	
Lead Changes	11		
Times Tied	10		
Time with Lead	08:29	27:49	

Period by Period Scoring

Points from Turnovers

Fast Breaks

Second Chance

Bench

Hotter

3rd 12 65

4th 25 12 65

5th 25 12 65

6th 25 12 65

7th 25 12 65

8th 25 12 65

9th 25 12 65

10th 25 12 65

11th 25 12 65

12th 25 12 65

13th 25 12 65

14th 25 12 65

15th 25 12 65

16th 25 12 65

17th 25 12 65

18th 25 12 65

19th 25 12 65

20th 25 12 65

21st 25 12 65

22nd 25 12 65

23rd 25 12 65

24th 25 12 65

25th 25 12 65

26th 25 12 65

27th 25 12 65

28th 25 12 65

29th 25 12 65

30th 25 12 65

31st 25 12 65

32nd 25 12 65

33rd 25 12 65

34th 25 12 65

35th 25 12 65

36th 25 12 65

37th 25 12 65

38th 25 12 65

39th 25 12 65

40th 25 12 65

41st 25 12 65

42nd 25 12 65

43rd 25 12 65

44th 25 12 65

45th 25 12 65

46th 25 12 65

47th 25 12 65

48th 25 12 65

49th 25 12 65

50th 25 12 65

51st 25 12 65

52nd 25 12 65

53rd 25 12 65

54th 25 12 65

55th 25 12 65

56th 25 12 65

57th 25 12 65

58th 25 12 65

59th 25 12 65

60th 25 12 65

61st 25 12 65

62nd 25 12 65

63rd 25 12 65

64th 25 12 65

65th 25 12 65

66th 25 12 65

67th 25 12 65

68th 25 12 65

69th 25 12 65

70th 25 12 65

71st 25 12 65

72nd 25 12 65

73rd 25 12 65

74th 25 12 65

75th 25 12 65

76th 25 12 65

77th 25 12 65

78th 25 12 65

79th 25 12 65

80th 25 12 65

81st 25 12 65

82nd 25 12 65

83rd 25 12 65

84th 25 12 65

85th 25 12 65

86th 25 12 65

87th 25 12 65

88th 25 12 65

89th 25 12 65

90th 25 12 65

91st 25 12 65

92nd 25 12 65

93rd 25 12 65

94th 25 12 65

95th 25 12 65

96th 25 12 65

97th 25 12 65

98th 25 12 65

99th 25 12 65

100th 25 12 65

101st 25 12 65

102nd 25 12 65

103rd 25 12 65

104th 25 12 65

105th 25 12 65

106th 25 12 65

107th 25 12 65

108th 25 12 65

109th 25 12 65

110th 25 12 65

111th 25 12 65

112th 25 12 65

113th 25 12 65

114th 25 12 65

115th 25 12 65

116th 25 12 65

117th 25 12 65

118th 25 12 65

119th 25 12 65

120th 25 12 65

121st 25 12 65

122nd 25 12 65

123rd 25 12 65

124th 25 12 65

125th 25 12 65

126th 25 12 65

127th 25 12 65

128th 25 12 65

129th 25 12 65

130th 25 12 65

131st 25 12 65

132nd 25 12 65

133rd 25 12 65

134th 25 12 65

135th 25 12 65

136th 25 12 65

137th 25 12 65

138th 25 12 65

139th 25 12 65

140th 25 12 65

141st 25 12 65

142nd 25 12 65

143rd 25 12 65

144th 25 12 65

145th 25 12 65

146th 25 12 65

147th 25 12 65

148th 25 12 65

149th 25 12 65

150th 25 12 65

151st 25 12 65

152nd 25 12 65

153rd 25 12 65

154th 25 12 65

155th 25 12 65

156th 25 12 65

157th 25 12 65

158th 25 12 65

159th 25 12 65

160th 25 12 65

161st 25 12 65

162nd 25 12 65

163rd 25 12 65

164th 25 12 65

165th 25 12 65

166th 25 12 65

167th 25 12 65

168th 25 12 65

169th 2



0

2024-25 (JUNIOR)
• Will redshirt this year.

IFEANYI
UFOCHUKWU

Benin City, Nigeria
Covenant Day School (N.C.)

Center / 6-7 / 240 / Junior

CAREER HIGHS

Points	7	2x, last vs. UT-Martin (11/30/23)
FG Made	3	2x, last vs. UT-Martin (11/30/23)
FG Att.	5	vs. North American (12/15/22)
3-Pt. FG	N/A	
3-Pt. Att.	N/A	
Free Throws	2	3x, last at Tulane (1/30/24)
Free Throw Att.	3	at Houston (12/6/23)
Rebounds	5	vs. North American (12/15/22)
Assists	1	2x, last vs. St. Thomas (11/7/23)
Steals	1	2x, last at Wichita State (3/2/24)
Blocks	1	7x, last at Wichita State (3/2/24)
Minutes	8	2x, last at Wichita State (3/2/24)

2024-25 SEASON HIGHS

Points	N/A
FG Made	N/A
FG Att.	N/A
3-Pt. FG	N/A
3-Pt. Att.	N/A
Free Throws	N/A
Free Throw Att.	N/A
Rebounds	N/A
Assists	N/A
Steals	N/A
Blocks	N/A
Minutes	N/A

UFOCHUKWU'S GAME-BY-GAME STATS

MISCELLANEOUS STATS

CATEGORY	2024-25	CAREER
Double-Figure Scoring	-	-
Double-Figure Rebounds	-	-
Double-Figure Assists	-	-
Double-Doubles	-	-
Led Rice in Scoring	-	-
Led Rice in Rebounding	-	-
Led Rice in Assists	-	-
20-Point Games	-	-
5+ Assists	-	-
3+ blocks	-	-

UFOCHUKWU'S CAREER STATS

				Field Goals		3-Point		F-Throws		Rebounds										Scoring	
SEASON	TEAM	GP-GS	MIN/AVG	FG-FGA	FG%	3FG-3FGA	3FG%	FT-FTA	FT%	OFF	DEF	TOT	AVG	PF-FO	A	TO	BLK	STL		PTS	AVG
2022-23	Rice	9-0	36/4.0	10-15	.667	0-0	.000	2-5	.400	5	14	19	2.1	4-0	1	1	4	0		22	2.4
2023-24	Rice	16-0	52/3.2	9-21	.429	0-0	.000	10-13	.769	4	6	10	0.6	5-0	1	1	3	2		28	1.8
TOTAL		25-0	88/3.5	19-36	.528	0-0	.000	12-18	.667	9	20	29	1.2	9-0	2	2	7	2		50	2.0



KELLEN
AMOS

Houston, Texas
St. John XXIII College Prep
Binghamton
Central Connecticut State

Guard/Forward / 6-7 / 190 / Graduate

CAREER HIGHS

Points	36	vs. St. Francis (N.Y.) (12/31/22)
FG Made	13	vs. St. Francis (12/31/22)
FG Att.	21	at Holy Cross (12/3/22)
3-Pt. FG	6	4x, last at Le Moyne (2/15/24)
3-Pt. Att.	14	at Le Moyne (2/15/24)
Free Throws	10	2x, last vs. Arkansas State (11/30/24)
Free Throw Att.	14	vs. Northwestern State (11/16/24)
Rebounds	14	at Long Island (1/21/24)
Assists	7	2x, last vs. Northwestern State (11/16/24)
Steals	3	5x, last at Merrimack (2/3/24)
Blocks	4	at Sacred Heart (2/24/24)
Minutes	44	vs. Stonehill (2/18/23)

2024-25 SEASON HIGHS

Points	17	vs. Arkansas State (11/30/24)
FG Made	5	vs. Hofstra (11/29/24)
FG Att.	11	vs. Hofstra (11/29/24)
3-Pt. FG	2	vs. Florida State (11/9/24)
3-Pt. Att.	3	4x, last vs. Hofstra (11/29/24)
Free Throws	10	2x, last vs. Arkansas State (11/30/24)
Free Throw Att.	14	vs. Northwestern State (11/16/24)
Rebounds	8	vs. Northwestern State (11/16/24)
Assists	7	vs. Northwestern State (11/16/24)
Steals	2	vs. Hofstra (11/29/24)
Blocks	1	7x, last vs. Arkansas State (11/30/24)
Minutes	35	2x, last vs. Hofstra (11/29/24)

MISCELLANEOUS STATS

CATEGORY	2024-25	CAREER
Double-Figure Scoring	6	55
Double-Figure Rebounds	-	3
Double-Figure Assists	-	-
Double-Doubles	-	2
Led Rice in Scoring	1	1
Led Rice in Rebounding	1	1
Led Rice in Assists	2	2
20-Point Games	-	11
5+ Assists	3	7
3+ three-pointers	-	19

2024-25 (GRADUATE)

- Transfer from Central Connecticut State
- Scored eight points in 26 minutes in season-opener vs. FIU (11/5)
- Scored 12 points against Florida State (11/9)
- Recorded his 1,000th career point against FSU
- Had a team-high 16 points and eight rebounds and tied a career-high with seven assists versus Northwestern State (11/16)
- Scored 12 points and had six rebounds and five assists at Louisiana (11/19)
- Notched 12 points and six rebounds at Houston Christian (11/22)
- Scored 13 points, grabbed six rebounds and had a game-high five assists against Hofstra (11/29)
- Scored 17 points on 10-of-12 free throw shooting, and grabbed five rebounds versus Arkansas State (11/30)

AMOS' GAME-BY-GAME STATS

Opponent	Date	GS	MIN	Total		3-Pointers		Free throws		Rebounds				PF	A	TO	BLK	STL	PTS	AVG
				FG-FGA	PCT	3FG-3FGA	PCT	FT-FTA	PCT	OFF	DEF	TOT	AVG							
FIU	11/05/2024	*	26:11	1-5	.200	0-1	.000	6-11	.545	0	1	1	1.0	3	3	7	1	0	8	8.0
vs Florida St.	11/09/2024	*	20:31	4-8	.500	2-3	.667	2-4	.500	1	0	1	1.0	5	2	4	1	0	12	10.0
ULM	11/12/2024	*	15:15	2-6	.333	0-3	.000	1-1	1.000	1	2	3	1.7	2	3	1	1	1	5	8.3
Northwestern St.	11/16/2024	*	34:46	3-8	.375	0-3	.000	10-14	.714	2	6	8	3.3	1	7	3	1	1	16	10.3
at Louisiana	11/19/2024	*	30:31	3-5	.600	0-0	.000	6-9	.667	4	2	6	3.8	2	5	2	1	0	12	10.6
at Houston Christian	11/22/2024	*	32:01	3-7	.429	0-0	.000	6-8	.750	2	4	6	4.2	2	2	5	1	0	12	10.8
vs Hofstra	11/29/2024	*	34:55	5-11	.455	1-3	.333	2-4	.500	2	4	6	4.4	4	5	4	0	2	13	11.1
vs Arkansas St.	11/30/2024	*	33:05	3-4	.750	1-1	1.000	10-12	.833	1	4	5	4.5	2	0	3	1	1	17	11.9
Totals			8 227:15	24-54	.444	4-14	.286	43-63	.683	13	23	36	4.5	21	27	29	7	5	95	11.9

AMOS' CAREER STATS

				Field Goals		3-Point		F-Throws		Rebounds				Scoring						
SEASON	TEAM	GP-GS	MIN/AVG	FG-FGA	FG%	3FG-3FGA	3FG%	FT-FTA	FT%	OFF	DEF	TOT	AVG	PF-FO	A	TO	BLK	STL	PTS	AVG
2020-21	Bingha	9-1	69/7.7	5-24	.208	2-14	.143	3-4	.750	0	12	12	1.3	4-0	3	9	2	1	15	1.7
2021-22	Bingha	23-1	319/13.9	55-129	.426	22-66	.333	21-36	.583	5	50	55	2.4	21-0	23	32	12	9	153	6.7
2022-23	CCSU	32-32	1001/31.3	173-383	.452	63-179	.352	42-64	.656	19	91	110	3.4	48-0	42	58	17	27	451	14.1
2023-24	CCSU	31-31	970/31.3	125-323	.387	46-167	.275	71-95	.747	19	141	160	5.2	62-0	72	58	33	33	367	11.8
2024-25	Rice	8-8	227/28.4	24-54	.444	4-14	.286	43-63	.683	13	23	36	4.5	21-1	27	29	7	5	95	11.9
TOTAL FOR Rice		8-8	227/28.4	24-54	.444	4-14	.286	43-63	.683	13	23	36	4.5	21-1	27	29	7	5	95	11.9
TOTAL		103-73	2587/25.1	382-913	.418	137-440	.311	180-262	.687	56	317	373	3.6	156-1	167	186	71	75	1081	10.5



EMORY
LANIER

Atlanta, Ga.
Woodward Academy
Davidson
SMU

Guard/Forward / 6-7 / 190 / Graduate

2

2024-25 (GRADUATE)

- Transfer from SMU
- Made first career start against FIU, scoring six points (11/5)
- Scored seven points versus Florida State (11/9)
- Had a season-high eight points in a career-high 28 minutes against Northwestern State (11/16)
- Scored seven points versus Arkansas State (11/30)

CAREER HIGHS

Points	11	3x, last vs. Lamar (11/9/23)
FG Made	4	vs. Tulsa (1/1/23)
FG Att.	10	vs. Fordham (2/26/22)
3-Pt. FG	3	4x, last at Florida Atlantic (2/22/24)
3-Pt. Att.	6	3x, last vs. Houston Christian (12/19/23)
Free Throws	6	2x, last vs. Northwestern State (11/16/24)
Free Throw Att.	8	2x, last vs. FIU (11/5/24)
Rebounds	4	vs. Florida Atlantic (2/22/24)
Assists	4	vs. Johnson & Wales (12/22/21)
Steals	3	vs. Tulsa (1/20/24)
Blocks	1	5x, last vs. FIU (11/5/24)
Minutes	28	vs. Northwestern State (11/16/24)

2024-25 SEASON HIGHS

Points	8	vs. Northwestern State (11/16/24)
FG Made	2	2x, last vs. Arkansas State (11/30/24)
FG Att.	6	vs. Florida State (11/9/24)
3-Pt. FG	1	3x, last vs. Arkansas State (11/30/24)
3-Pt. Att.	3	vs. Florida State (11/9/24)
Free Throws	6	2x, last vs. Northwestern State (11/16/24)
Free Throw Att.	8	vs. FIU (11/5/24)
Rebounds	3	2x, last vs. Northwestern State (11/16/24)
Assists	2	2x, last vs. Arkansas State (11/30/24)
Steals	2	3x, last vs. Arkansas State (11/30/24)
Blocks	1	vs. FIU (11/5/24)
Minutes	28	vs. Northwestern State (11/16/24)

MISCELLANEOUS STATS

CATEGORY	2023-24	CAREER
Double-Figure Scoring	-	4
Double-Figure Rebounds	-	-
Double-Figure Assists	-	-
Double-Doubles	-	-
Led Rice in Scoring	-	-
Led Rice in Rebounding	-	-
Led Rice in Assists	-	-
20-Point Games	-	-
5+ Assists	-	-
3+ three-pointers	-	-

LANIER'S GAME-BY-GAME STATS

Opponent	Date	GS	MIN	Total		3-Pointers		Free throws		Rebounds				PF	A	TO	BLK	STL	PTS	AVG
				FG-FGA	PCT	3FG-3FGA	PCT	FT-FTA	PCT	OFF	DEF	TOT	AVG							
FIU	11/05/2024	*	18:24	0-1	.000	0-1	.000	6-8	.750	0	3	3	3.0	4	2	2	1	1	6	6.0
vs Florida St.	11/09/2024	*	26:24	2-6	.333	1-3	.333	2-3	.667	0	2	2	2.5	1	1	3	0	2	7	6.5
ULM	11/12/2024	*	12:20	0-3	.000	0-1	.000	0-0	.000	0	2	2	2.3	4	0	4	0	0	0	4.3
Northwestern St.	11/16/2024	*	27:54	1-4	.250	0-2	.000	6-6	1.000	1	2	3	2.5	2	1	1	0	2	8	5.3
vs Hofstra	11/29/2024		12:20	1-3	.333	1-1	1.000	2-2	1.000	2	0	2	2.4	2	0	1	0	0	5	5.2
vs Arkansas St.	11/30/2024		17:47	2-4	.500	1-2	.500	2-2	1.000	0	1	1	2.2	2	2	1	0	2	7	5.5
Totals			4 115:09	6-21	.286	3-10	.300	18-21	.857	3	10	13	2.2	15	6	12	1	7	33	5.5

LANIER'S CAREER STATS

				Field Goals		3-Point		F-Throws		Rebounds										Scoring	
SEASON	TEAM	GP-GS	MIN/AVG	FG-FGA	FG%	3FG-3FGA	3FG%	FT-FTA	FT%	OFF	DEF	TOT	AVG	PF-FO	A	TO	BLK	STL	PTS	AVG	
2020-21	DC	8-0	35/4.3	4-9	.444	2-3	.667	4-6	.667	1	3	4	0.5	5-0	2	1	0	0	14	1.8	
2021-22	DC	16-0	98/6.1	6-26	.231	1-15	.067	8-12	.667	1	11	12	0.8	18-0	11	5	1	2	21	1.3	
2022-23	SMU	27-0	207/7.7	12-40	.300	5-26	.192	17-27	.630	3	19	22	0.8	35-0	13	14	2	8	46	1.7	
2023-24	SMU	33-0	335/10.2	40-92	.435	28-73	.384	19-25	.760	8	26	34	1.0	48-1	19	13	1	10	127	3.8	
2024-25	Rice	6-4	115/19.2	6-21	.286	3-10	.300	18-21	.857	3	10	13	2.2	15-0	6	12	1	7	33	5.5	
TOTAL FOR Rice		6-4	115/19.2	6-21	.286	3-10	.300	18-21	.857	3	10	13	2.2	15-0	6	12	1	7	33	5.5	
TOTAL		90-4	790/8.8	68-188	.362	39-127	.307	66-91	.725	16	69	85	0.9	121-1	51	45	5	27	241	2.7	



TREY
PATTERSON

Somerset, N.J.
Rutgers Prep
Villanova

Forward / 6-9 / 225 / Graduate

CAREER HIGHS

Points	8	vs. Louisiana-Monroe (11/12/24)
FG Made	3	vs. Louisiana-Monroe (11/12/24)
FG Att.	7	2x, last at Louisiana (11/19/24)
3-Pt. FG	2	vs. Louisiana-Monroe (11/12/24)
3-Pt. Att.	4	vs. Louisiana-Monroe (11/12/24)
Free Throws	4	vs. Florida State (11/9/24)
Free Throw Att.	6	2x, last vs. Florida State (11/9/24)
Rebounds	9	vs. Louisiana-Monroe (11/12/24)
Assists	1	9x, last vs. Florida State (11/9/24)
Steals	3	vs. Louisiana-Monroe (11/12/24)
Blocks	N/A	
Minutes	25	vs. Florida State (11/9/24)

2024-25 SEASON HIGHS

Points	8	vs. Louisiana-Monroe (11/12/24)
FG Made	3	vs. Louisiana-Monroe (11/12/24)
FG Att.	7	2x, last at Louisiana (11/19/24)
3-Pt. FG	2	vs. Louisiana-Monroe (11/12/24)
3-Pt. Att.	4	vs. Louisiana-Monroe (11/12/24)
Free Throws	4	vs. Florida State (11/9/24)
Free Throw Att.	6	2x, last vs. Florida State (11/9/24)
Rebounds	9	vs. Louisiana-Monroe (11/12/24)
Assists	1	vs. Florida State (11/9/24)
Steals	3	vs. Louisiana-Monroe (11/12/24)
Blocks	N/A	
Minutes	25	vs. Florida State (11/9/24)

MISCELLANEOUS STATS

CATEGORY	2023-24	CAREER
Double-Figure Scoring	-	-
Double-Figure Rebounds	-	-
Double-Figure Assists	-	-
Double-Doubles	-	-
Led Rice in Scoring	-	-
Led Rice in Rebounding	1	1
Led Rice in Assists	-	-
20-Point Games	-	-
5+ Assists	-	-
3+ three-pointers	-	-

2024-25 (GRADUATE)

- Transfer from Villanova
- Scored five points in 19 minutes vs. FIU (11/5)
- Had six points, six rebounds and 25 minutes against Florida State (11/9)
- Set career-highs with eight points, nine rebounds and three steals versus Louisiana-Monroe (11/12)
- Also hit two three-pointers, the first two of his career
- Made first career start at Louisiana (11/19), grabbing seven rebounds
- Grabbed five rebounds at Houston Christian (11/22)

PATTERSON'S GAME-BY-GAME STATS

Opponent	Date	GS	MIN	Total		3-Pointers		Free throws		Rebounds				PF	A	TO	BLK	STL	PTS	AVG
				FG-FGA	PCT	3FG-3FGA	PCT	FT-FTA	PCT	OFF	DEF	TOT	AVG							
FIU	11/05/2024		19:23	1-4	.250	0-2	.000	3-6	.500	0	2	2	2.0	1	0	1	0	0	5	5.0
vs Florida St.	11/09/2024		25:13	1-5	.200	0-2	.000	4-6	.667	4	2	6	4.0	5	1	0	0	1	6	5.5
ULM	11/12/2024		19:18	3-7	.429	2-4	.500	0-0	.000	3	6	9	5.7	1	0	1	0	3	8	6.3
Northwestern St.	11/16/2024		09:14	0-2	.000	0-1	.000	0-0	.000	0	3	3	5.0	1	0	3	0	0	0	4.8
at Louisiana	11/19/2024	*	20:13	1-7	.143	0-2	.000	0-0	.000	3	4	7	5.4	1	0	0	0	1	2	4.2
at Houston Christian	11/22/2024	*	14:15	1-3	.333	0-0	.000	0-0	.000	1	4	5	5.3	1	0	1	0	0	2	3.8
vs Hofstra	11/29/2024	*	12:18	0-1	.000	0-1	.000	2-2	1.000	0	3	3	5.0	1	0	0	0	0	2	3.6
vs Arkansas St.	11/30/2024	*	14:20	0-1	.000	0-0	.000	0-0	.000	1	1	2	4.6	3	0	1	0	0	0	3.1
Totals		4	134:14	7-30	.233	2-12	.167	9-14	.643	12	25	37	4.6	14	1	7	0	5	25	3.1

PATTERSON'S CAREER STATS

				Field Goals		3-Point		F-Throws		Rebounds				Scoring						
SEASON	TEAM	GP-GS	MIN/AVG	FG-FGA	FG%	3FG-3FGA	3FG%	FT-FTA	FT%	OFF	DEF	TOT	AVG	PF-FO	A	TO	BLK	STL	PTS	AVG
2020-21	VU	2-0	3/1.4	0-1	.000	0-0	.000	0-0	.000	0	0	0	0.0	0-0	1	0	0	1	0	0.0
2021-22	VU	16-0	63/3.9	4-11	.364	1-3	.333	0-1	.000	8	7	15	0.9	8-0	3	3	0	0	9	0.6
2022-23	VU	22-0	152/6.9	3-14	.214	0-7	.000	4-5	.800	6	18	24	1.1	14-0	4	8	0	3	10	0.5
2024-25	Rice	8-4	134/16.8	7-30	.233	2-12	.167	9-14	.643	12	25	37	4.6	14-1	1	7	0	5	25	3.1
TOTAL FOR Rice		8-4	134/16.8	7-30	.233	2-12	.167	9-14	.643	12	25	37	4.6	14-1	1	7	0	5	25	3.1
TOTAL		48-4	352/7.3	14-56	.250	3-22	.136	13-20	.650	26	50	76	1.6	36-1	9	18	0	9	44	0.9



4

DENVER
ANGLIN

Montclair, N.J.
Gill St. Bernard's HS
Georgetown
SMU

Guard / 6-1 / 185 / Junior

2024-25 (JUNIOR)

- Transfer from SMU
- Scored six points in Rice debut against FIU (11/5)
- Scored 11 points on three, three-pointers vs. Northwestern State (11/16)
- Set career-highs with 20 points, five three-pointers, and four assists at Louisiana (11/19)
- Scored 15 points in a career-high 32 minutes at Houston Christian (11/22)

CAREER HIGHS

Points	20	at Louisiana (11/19/24)
FG Made	6	at Louisiana (11/19/24)
FG Att.	10	at Louisiana (11/19/24)
3-Pt. FG	5	at Louisiana (11/19/24)
3-Pt. Att.	9	vs. Seton Hall (1/10/23)
Free Throws	4	at Houston Christian (11/22/24)
Free Throw Att.	4	at Houston Christian (11/22/24)
Rebounds	4	at Louisiana (11/19/24)
Assists	3	at Marquette (1/7/23)
Steals	1	4x, last vs. Hofstra (11/29/24)
Blocks	1	vs. Villanova (3/8/23)
Minutes	32	at Houston Christian (11/22/24)

2024-25 SEASON HIGHS

Points	20	at Louisiana (11/19/24)
FG Made	6	at Louisiana (11/19/24)
FG Att.	10	at Louisiana (11/19/24)
3-Pt. FG	5	at Louisiana (11/19/24)
3-Pt. Att.	8	at Louisiana (11/19/24)
Free Throws	4	at Houston Christian (11/22/24)
Free Throw Att.	4	at Houston Christian (11/22/24)
Rebounds	4	at Louisiana (11/19/24)
Assists	1	vs. Hofstra (11/29/24)
Steals	1	2x, last vs. Hofstra (11/29/24)
Blocks	N/A	
Minutes	32	at Houston Christian (11/22/24)

MISCELLANEOUS STATS

CATEGORY	2024-25	CAREER
Double-Figure Scoring	2	2
Double-Figure Rebounds	-	-
Double-Figure Assists	-	-
Double-Doubles	-	-
Led Rice in Scoring	1	1
Led Rice in Rebounding	-	-
Led Rice in Assists	-	-
20-Point Games	1	1
5+ Assists	-	-
3+ three-pointers	3	3

ANGLIN'S GAME-BY-GAME STATS

Opponent	Date	GS	MIN	Total		3-Pointers		Free throws		Rebounds				PF	A	TO	BLK	STL	PTS	AVG
				FG-FGA	PCT	3FG-3FGA	PCT	FT-FTA	PCT	OFF	DEF	TOT	AVG							
FIU	11/05/2024		15:19	1-3	.333	1-3	.333	3-3	1.000	0	0	0	0.0	0	0	0	0	0	6	6.0
vs Florida St.	11/09/2024		10:04	0-3	.000	0-3	.000	0-0	.000	0	0	0	0.0	1	0	0	0	0	0	3.0
ULM	11/12/2024		21:24	3-9	.333	2-7	.286	0-0	.000	0	0	0	0.0	0	0	0	0	0	8	4.7
Northwestern St.	11/16/2024		19:39	3-7	.429	3-7	.429	2-2	1.000	0	0	0	0.0	0	1	0	0	0	11	6.3
at Louisiana	11/19/2024		25:07	6-10	.600	5-8	.625	3-3	1.000	0	4	4	0.8	1	0	2	0	0	20	9.0
at Houston Christian	11/22/2024		32:00	4-9	.444	3-7	.429	4-4	1.000	1	2	3	1.2	0	0	0	0	1	15	10.0
vs Hofstra	11/29/2024		26:21	1-7	.143	1-4	.250	2-3	.667	0	2	2	1.3	0	1	1	0	1	5	9.3
vs Arkansas St.	11/30/2024		14:05	2-5	.400	0-2	.000	0-0	.000	1	0	1	1.3	1	0	0	0	0	4	8.6
Totals		0	163:59	20-53	.377	15-41	.366	14-15	.933	2	8	10	1.3	3	2	3	0	2	69	8.6

ANGLIN'S CAREER STATS

				Field Goals		3-Point		F-Throws		Rebounds									Scoring	
SEASON	TEAM	GP-GS	MIN/AVG	FG-FGA	FG%	3FG-3FGA	3FG%	FT-FTA	FT%	OFF	DEF	TOT	AVG	PF-FO	A	TO	BLK	STL	PTS	AVG
2022-23	GTown	18-0	122/6.8	8-36	.222	5-29	.172	2-2	1.000	1	7	8	0.4	10-0	8	5	1	2	23	1.3
2024-25	Rice	8-0	164/20.5	20-53	.377	15-41	.366	14-15	.933	2	8	10	1.3	3-0	2	3	0	2	69	8.6
TOTAL FOR Rice		8-0	164/20.5	20-53	.377	15-41	.366	14-15	.933	2	8	10	1.3	3-0	2	3	0	2	69	8.6
TOTAL		26-0	286/11.0	28-89	.315	20-70	.286	16-17	.941	3	15	18	0.7	13-0	10	8	1	4	92	3.5



JACOB
DAR

Omaha, Neb.
Freedom Christian Academy
Emory & Henry

Guard/Forward / 6-7 / 170 / Junior

CAREER HIGHS

Points	32	vs. Wingate (2/3/24)
FG Made	12	vs. Wingate (2/3/24)
FG Att.	27	vs. Wingate (2/3/24)
3-Pt. FG	4	5x, last vs. Lenoir-Rhyne 92/24/24
3-Pt. Att.	11	vs. Wingate (2/3/24)
Free Throws	7	at Virginia-Wise (1/31/24)
Free Throw Att.	9	3x, last at Catawba (3/2/24)
Rebounds	16	at Coker (2/10/24)
Assists	3	2x, last vs. Coker (12/2/23)
Steals	3	vs. Southern Wesleyan (12/11/23)
Blocks	4	3x, last at Coker (2/10/24)
Minutes	37	2x, last vs. Wingate (2/3/24)

2024-25 SEASON HIGHS

Points	8	vs. Hofstra (11/29/24)
FG Made	2	2x, last vs. Hofstra (11/29/24)
FG Att.	7	vs. Hofstra (11/29/24)
3-Pt. FG	2	vs. Hofstra (11/29/24)
3-Pt. Att.	5	vs. Hofstra (11/29/24)
Free Throws	2	vs. Hofstra (11/29/24)
Free Throw Att.	2	2x, last vs. Arkansas State (11/30/24)
Rebounds	6	vs. Hofstra (11/29/24)
Assists	1	3x, last vs. Hofstra (11/29/24)
Steals	1	vs. Florida State (11/9/24)
Blocks	N/A	
Minutes	22	vs. Hofstra (11/29/24)

MISCELLANEOUS STATS

CATEGORY	2024-25	CAREER
Double-Figure Scoring	-	24
Double-Figure Rebounds	-	4
Double-Figure Assists	-	-
Double-Doubles	-	3
Led Rice in Scoring	-	-
Led Rice in Rebounding	-	-
Led Rice in Assists	-	-
20-Point Games	-	9
5+ Assists	-	-
3+ blocks	-	12

2024-25 (JUNIOR)

- Transfer from Emory & Henry
- Grabbed two rebounds in Rice debut vs. FIU (11/5)
- Scored four points and had four rebounds against Florida State (11/9)
- Set season-highs with eight points and six rebounds, and hit his first two three-pointers of the year against Hofstra (11/29)

DAR'S GAME-BY-GAME STATS

Opponent	Date	GS	MIN	Total		3-Pointers		Free throws		Rebounds				PF	A	TO	BLK	STL	PTS	AVG
				FG-FGA	PCT	3FG-3FGA	PCT	FT-FTA	PCT	OFF	DEF	TOT	AVG							
FIU	11/05/2024		10:36	0-3	.000	0-3	.000	0-0	.000	0	2	2	2.0	0	1	0	0	0	0	0.0
vs Florida St.	11/09/2024		12:23	2-5	.400	0-1	.000	0-0	.000	1	3	4	3.0	0	0	1	0	1	4	2.0
ULM	11/12/2024		09:36	0-3	.000	0-1	.000	0-0	.000	2	0	2	2.7	0	0	2	0	0	0	1.3
Northwestern St.	11/16/2024		03:30	0-1	.000	0-1	.000	0-0	.000	0	0	0	2.0	0	0	0	0	0	0	1.0
at Louisiana	11/19/2024		01:47	0-1	.000	0-1	.000	0-0	.000	0	0	0	1.6	0	1	0	0	0	0	0.8
vs Hofstra	11/29/2024		22:22	2-7	.286	2-5	.400	2-2	1.000	0	6	6	2.3	3	1	0	0	0	8	2.0
vs Arkansas St.	11/30/2024		10:15	1-1	1.000	1-1	1.000	1-2	.500	0	1	1	2.1	0	0	0	0	0	4	2.3
Totals		0	70:29	5-21	.238	3-13	.231	3-4	.750	3	12	15	2.1	3	3	3	0	1	16	2.3

DAR'S CAREER STATS

				Field Goals		3-Point		F-Throws		Rebounds				Scoring						
SEASON	TEAM	GP-GS	MIN/AVG	FG-FGA	FG%	3FG-3FGA	3FG%	FT-FTA	FT%	OFF	DEF	TOT	AVG	PF-FO	A	TO	BLK	STL	PTS	AVG
2022-23	EHC	10-0	116/11.6	28-56	.500	14-32	.438	9-12	.750	6	19	25	2.5	6-0	6	16	3	3	79	7.9
2023-24	EHC	28-13	709/25.3	144-325	.443	53-156	.340	90-116	.776	42	121	163	5.8	54-0	30	68	34	17	431	15.4
2024-25	Rice	7-0	70/10.1	5-21	.238	3-13	.231	3-4	.750	3	12	15	2.1	3-0	3	3	0	1	16	2.3
TOTAL FOR Rice		7-0	70/10.1	5-21	.238	3-13	.231	3-4	.750	3	12	15	2.1	3-0	3	3	0	1	16	2.3
TOTAL		45-13	896/19.9	177-402	.440	70-201	.348	102-132	.773	51	152	203	4.5	63-0	39	87	37	21	526	11.7



JALEN
SMITH

Orlando, Fla.
Oak Ridge HS
SMU

Guard / 6-4 / 195 / Senior

6

- 2024-25 (SENIOR)
- Transfer from SMU
 - Will redshirt this year

CAREER HIGHS

Points	15	vs. UTSA (3/2/24)
FG Made	6	vs. UTSA (3/2/24)
FG Att.	12	vs. UTSA (3/2/24)
3-Pt. FG	4	2x, last vs. North Texas (2/11/24)
3-Pt. Att.	7	at East Carolina (1/13/24)
Free Throws	4	3x, last at Tulane (2/15/24)
Free Throw Att.	6	at Tulane (2/15/24)
Rebounds	5	2x, last vs. UTSA (3/2/24)
Assists	7	vs. Tulsa (1/1/23)
Steals	2	13x, last at Tulane (2/15/24)
Blocks	3	vs. Tulane (1/11/23)
Minutes	39	at Wichita State (2/12/23)

2024-25 SEASON HIGHS

Points	N/A
FG Made	N/A
FG Att.	N/A
3-Pt. FG	N/A
3-Pt. Att.	N/A
Free Throws	N/A
Free Throw Att.	N/A
Rebounds	N/A
Assists	N/A
Steals	N/A
Blocks	N/A
Minutes	N/A

SMITH'S GAME-BY-GAME STATS

MISCELLANEOUS STATS

CATEGORY	2024-25	CAREER
Double-Figure Scoring	-	13
Double-Figure Rebounds	-	-
Double-Figure Assists	-	-
Double-Doubles	-	-
Led Rice in Scoring	-	-
Led Rice in Rebounding	-	-
Led Rice in Assists	-	-
20-Point Games	-	-
5+ Assists	-	8
3+ three-pointers	-	4

SMITH'S CAREER STATS

				Field Goals		3-Point		F-Throws		Rebounds									Scoring	
SEASON	TEAM	GP-GS	MIN/AVG	FG-FGA	FG%	3FG-3FGA	3FG%	FT-FTA	FT%	OFF	DEF	TOT	AVG	PF-FO	A	TO	BLK	STL	PTS	AVG
2021-22	SMU	29-8	321/11.1	21-48	.438	14-36	.389	1-3	.333	9	16	25	0.9	10-0	13	6	1	5	57	2.0
2022-23	SMU	32-23	849/26.5	47-122	.385	22-73	.301	32-43	.744	9	41	50	1.6	54-1	77	42	11	17	148	4.6
2023-24	SMU	33-4	708/21.4	64-152	.421	41-108	.380	27-38	.711	19	50	69	2.1	37-0	56	37	7	26	196	5.9
TOTAL FOR Rice		0-0	0/0.0	0-0	.000	0-0	.000	0-0	.000	0	0	0	0.0	0-0	0	0	0	0	0	0.0
TOTAL		94-35	1878/20.0	132-322	.410	77-217	.355	60-84	.714	37	107	144	1.5	101-1	146	85	19	48	401	4.3



10

COLE
ANDREWS-HEITZ

Leander, Texas
Rouse HS

Guard / 6-1 / 170 / Sophomore

- 2024-25 (SOPHOMORE)
- Saw first action of the season against Louisiana-Monroe, playing one minute (11/12)

CAREER HIGHS

Points	2	vs. St. Thomas (11/7/23)
FG Made	1	vs. St. Thomas (11/7/23)
FG Att.	1	vs. St. Thomas (11/7/23)
3-Pt. FG		
3-Pt. Att.		
Free Throws		
Free Throw Att.		
Rebounds		
Assists	1	vs. St. Thomas (11/7/23)
Steals	1	vs. St. Thomas (11/7/23)
Blocks		
Minutes	4	vs. St. Thomas (11/7/23)

2024-25 SEASON HIGHS

Points	N/A
FG Made	N/A
FG Att.	N/A
3-Pt. FG	N/A
3-Pt. Att.	N/A
Free Throws	N/A
Free Throw Att.	N/A
Rebounds	N/A
Assists	N/A
Steals	N/A
Blocks	N/A
Minutes	1 vs. Louisiana-Monroe (11/12/24)

ANDREWS-HEITZ'S GAME-BY-GAME STATS

Opponent	Date	GS	MIN	Total		3-Pointers		Free throws		Rebounds				PF		A		BLK		STL		PTS		AVG
				FG-FGA	PCT	3FG-3FGA	PCT	FT-FTA	PCT	OFF	DEF	TOT	AVG	PF	A	TO	BLK	STL	PTS					
ULM	11/12/2024		00:49	0-0	.000	0-0	.000	0-0	.000	0	0	0	0.0	0	0	0	0	0	0	0	0	0.0		
Totals		0	00:49	0-0	.000	0-0	.000	0-0	.000	0	0	0	0.0	0	0	0	0	0	0	0	0	0.0		

MISCELLANEOUS STATS

CATEGORY	2024-25	CAREER
Double-Figure Scoring	-	-
Double-Figure Rebounds	-	-
Double-Figure Assists	-	-
Double-Doubles	-	-
Led Rice in Scoring	-	-
Led Rice in Rebounding	-	-
Led Rice in Assists	-	-
20-Point Games	-	-
5+ Assists	-	-
3+ three-pointers	-	-

ANDREWS-HEITZ'S CAREER STATS

				Field Goals		3-Point		F-Throws		Rebounds									Scoring	
SEASON	TEAM	GP-GS	MIN/AVG	FG-FGA	FG%	3FG-3FGA	3FG%	FT-FTA	FT%	OFF	DEF	TOT	AVG	PF-FO	A	TO	BLK	STL	PTS	AVG
2023-24	Rice	2-0	5/2.4	1-1	1.000	0-0	.000	0-0	.000	0	0	0	0.0	2-0	1	1	0	1	2	1.0
2024-25	Rice	1-0	1/0.8	0-0	.000	0-0	.000	0-0	.000	0	0	0	0.0	0-0	0	0	0	0	0	0.0
TOTAL		3-0	6/1.9	1-1	1.000	0-0	.000	0-0	.000	0	0	0	0.0	2-0	1	1	0	1	2	0.7



11

AARON
POWELL

Los Angeles, Calif.
Campbell Hall HS

Guard / 6-1 / 175 / Freshman

CAREER HIGHS

Points	6	vs. Northwestern State (11/16/24)
FG Made	2	vs. Northwestern State (11/16/24)
FG Att.	5	vs. FIU (11/5/24)
3-Pt. FG	2	vs. Northwestern State (11/16/24)
3-Pt. Att.	4	vs. FIU (11/5/24)
Free Throws	2	vs. Florida State (11/9/24)
Free Throw Att.	2	2x, last vs. Florida State (11/9/24)
Rebounds	2	vs. Northwestern State (11/16/24)
Assists	1	2x, last at Louisiana (11/19/24)
Steals	2	vs. Louisiana-Monroe (11/12/24)
Blocks	N/A	
Minutes	14	2x, last at Houston Christian (11/22/24)

2024-25 SEASON HIGHS

Points	6	vs. Northwestern State (11/16/24)
FG Made	2	vs. Northwestern State (11/16/24)
FG Att.	5	vs. FIU (11/5/24)
3-Pt. FG	2	vs. Northwestern State (11/16/24)
3-Pt. Att.	4	vs. FIU (11/5/24)
Free Throws	2	vs. Florida State (11/9/24)
Free Throw Att.	2	3x, last vs. Arkansas State (11/30/24)
Rebounds	2	vs. Northwestern State (11/16/24)
Assists	1	2x, last at Louisiana (11/19/24)
Steals	2	vs. Louisiana-Monroe (11/12/24)
Blocks	N/A	
Minutes	14	2x, last at Houston Christian (11/22/24)

MISCELLANEOUS STATS

CATEGORY	2024-25	CAREER
Double-Figure Scoring	-	-
Double-Figure Rebounds	-	-
Double-Figure Assists	-	-
Double-Doubles	-	-
Led Rice in Scoring	-	-
Led Rice in Rebounding	-	-
Led Rice in Assists	-	-
20-Point Games	-	-
5+ Assists	-	-
3+ blocks	-	-

2024-25 (FRESHMAN)

- Scored four points in collegiate debut versus FIU (11/5)
- Recorded two steals against Louisiana-Monroe (11/12)
- Scored six points and had his first career assist vs. Northwestern State (11/16)

POWELL'S GAME-BY-GAME STATS

Opponent	Date	GS	MIN	Total		3-Pointers		Free throws		Rebounds				PF	A	TO	BLK	STL	PTS	AVG
				FG-FGA	PCT	3FG-3FGA	PCT	FT-FTA	PCT	OFF	DEF	TOT	AVG							
FIU	11/05/2024		09:07	1-5	.200	1-4	.250	1-2	.500	0	1	1	1.0	0	0	1	0	0	4	4.0
vs Florida St.	11/09/2024		01:29	0-0	.000	0-0	.000	2-2	1.000	0	0	0	0.5	0	0	0	0	0	2	3.0
ULM	11/12/2024		09:55	0-3	.000	0-3	.000	0-0	.000	0	0	0	0.3	0	0	1	0	2	0	2.0
Northwestern St.	11/16/2024		08:54	2-4	.500	2-3	.667	0-0	.000	0	2	2	0.8	2	1	0	0	0	6	3.0
at Louisiana	11/19/2024		14:09	1-2	.500	1-2	.500	0-0	.000	0	1	1	0.8	1	1	1	0	1	3	3.0
at Houston Christian	11/22/2024		13:56	1-3	.333	1-2	.500	0-0	.000	0	0	0	0.7	2	0	0	0	0	3	3.0
vs Hofstra	11/29/2024		01:42	0-0	.000	0-0	.000	0-0	.000	0	0	0	0.6	0	0	0	0	0	0	2.6
vs Arkansas St.	11/30/2024		02:34	0-2	.000	0-1	.000	1-2	.500	0	1	1	0.6	2	0	0	0	0	1	2.4
Totals		0	61:46	5-19	.263	5-15	.333	4-6	.667	0	5	5	0.6	7	2	3	0	3	19	2.4

POWELL'S CAREER STATS

				Field Goals		3-Point		F-Throws		Rebounds										Scoring	
SEASON	TEAM	GP-GS	MIN/AVG	FG-FGA	FG%	3FG-3FGA	3FG%	FT-FTA	FT%	OFF	DEF	TOT	AVG	PF-FO	A	TO	BLK	STL	PTS	AVG	
2024-25	Rice	8-0	62/7.7	5-19	.263	5-15	.333	4-6	.667	0	5	5	0.6	7-0	2	3	0	3	19	2.4	
TOTAL		8-0	62/7.7	5-19	.263	5-15	.333	4-6	.667	0	5	5	0.6	7-0	2	3	0	3	19	2.4	



TRA
E
BROADNAX

Savannah, Ga.
Montverde Academy
Navy
USC Upstate

Guard / 6-4 / 200 / Graduate

12

2024-25 (GRADUATE)

- AAC Player of the Week (Nov. 25)
- Transfer from USC Upstate
- Scored 15 points with seven rebounds and six assists in Rice debut against FIU (11/5)
- Had 10 points and six rebounds versus Florida State (11/9)
- Notched 14 points and a season-high seven assists vs. Louisiana-Monroe (11/12)
- Recorded 11 points and five rebounds against Northwestern State (11/16)
- Scored 14 points, six assists and tied a career-high with nine rebounds at Louisiana (11/19)
- Notched a season-high 19 points with six rebounds and four assists at Houston Christian (11/22)
- Had 16 points and five rebounds versus Hofstra (11/29)
- Recorded game-highs of 18 points and six assists, with six rebounds against Arkansas State (11/30)

CAREER HIGHS

Points	23	at Charleston Southern (1/13/24)
FG Made	9	at East Carolina (11/14/23)
FG Att.	17	3x, last at Winthrop (2/24/24)
3-Pt. FG	4	at Winthrop (2/24/24)
3-Pt. Att.	8	at Winthrop (2/24/24)
Free Throws	8	2x, last vs. Arkansas State (11/30/24)
Free Throw Att.	11	at UNC Asheville (1/21/23)
Rebounds	9	5x, last at Louisiana (11/19/24)
Assists	8	2x, last vs. Longwood (1/17/24)
Steals	6	at Kennesaw State (12/20/22)
Blocks	1	15x, last at Houston Christian (11/22/24)
Minutes	44	at High Point (2/14/24)

2024-25 SEASON HIGHS

Points	19	at Houston Christian (11/22/24)
FG Made	8	at Houston Christian (11/22/24)
FG Att.	14	2x, last vs. Hofstra (11/29/24)
3-Pt. FG	2	vs. Louisiana-Monroe (11/12/24)
3-Pt. Att.	3	2x, last vs. Hofstra (11/29/24)
Free Throws	8	vs. Arkansas State (11/30/24)
Free Throw Att.	10	vs. Northwestern State (11/16/24)
Rebounds	9	at Louisiana (11/19/24)
Assists	7	vs. Louisiana-Monroe (11/12/24)
Steals	1	3x, last vs. Hofstra (11/29/24)
Blocks	1	3x, last at Houston Christian (11/22/24)
Minutes	39	vs. Northwestern State (11/16/24)

MISCELLANEOUS STATS

CATEGORY	2024-25	CAREER
Double-Figure Scoring	8	56
Double-Figure Rebounds	-	-
Double-Figure Assists	-	-
Double-Doubles	-	-
Led Rice in Scoring	3	3
Led Rice in Rebounding	1	1
Led Rice in Assists	6	6
20-Point Games	-	6
5+ Assists	4	19
3+ three-pointers	-	4

BROADNAX'S GAME-BY-GAME STATS

Opponent	Date	GS	MIN	Total		3-Pointers		Free throws		Rebounds				PF	A	TO	BLK	STL	PTS	AVG
				FG-FGA	PCT	3FG-3FGA	PCT	FT-FTA	PCT	OFF	DEF	TOT	AVG							
FIU	11/05/2024	*	28:00	7-11	.636	1-2	.500	0-2	.000	2	5	7	7.0	2	6	1	0	0	15	15.0
vs Florida St.	11/09/2024	*	33:54	2-10	.200	1-3	.333	5-8	.625	1	5	6	6.5	4	3	5	1	0	10	12.5
ULM	11/12/2024	*	29:09	4-6	.667	2-2	1.000	4-4	1.000	0	1	1	4.7	1	7	3	0	0	14	13.0
Northwestern St.	11/16/2024	*	38:33	3-7	.429	1-2	.500	4-10	.400	1	4	5	4.8	3	0	2	0	1	11	12.5
at Louisiana	11/19/2024	*	32:17	4-7	.571	1-2	.500	5-6	.833	1	8	9	5.6	1	6	3	1	1	14	12.8
at Houston Christian	11/22/2024	*	37:08	8-14	.571	1-1	1.000	2-3	.667	1	5	6	5.7	2	4	4	1	0	19	13.8
vs Hofstra	11/29/2024	*	36:56	6-14	.429	1-3	.333	3-3	1.000	0	5	5	5.6	5	2	2	0	1	16	14.1
vs Arkansas St.	11/30/2024	*	35:34	5-12	.417	0-1	.000	8-8	1.000	0	6	6	5.6	1	6	3	0	0	18	14.6
Totals		8	271:31	39-81	.481	8-16	.500	31-44	.705	6	39	45	5.6	19	34	23	3	3	117	14.6

BROADNAX'S CAREER STATS

				Field Goals		3-Point		F-Throws		Rebounds										Scoring	
SEASON	TEAM	GP-GS	MIN/AVG	FG-FGA	FG%	3FG-3FGA	3FG%	FT-FTA	FT%	OFF	DEF	TOT	AVG	PF-FO	A	TO	BLK	STL	PTS	AVG	
2020-21	Navy	2-0	2/1.0	0-1	.000	0-0	.000	0-0	.000	0	0	0	0.0	0-0	0	0	0	0	0	0.0	
2022-23	USCU	32-31	959/30.0	127-259	.490	22-68	.324	80-124	.645	19	121	140	4.4	84-2	99	64	6	34	356	11.1	
2023-24	USCU	30-30	946/31.5	159-342	.465	30-89	.337	78-109	.716	15	112	127	4.2	81-3	105	70	6	29	426	14.2	
2024-25	Rice	8-8	272/33.9	39-81	.481	8-16	.500	31-44	.705	6	39	45	5.6	19-1	34	23	3	3	117	14.6	
TOTAL FOR Rice		8-8	272/33.9	39-81	.481	8-16	.500	31-44	.705	6	39	45	5.6	19-1	34	23	3	3	117	14.6	
TOTAL		72-69	2178/30.3	325-683	.476	60-173	.347	189-277	.682	40	272	312	4.3	184-6	238	157	15	66	899	12.5	



13

ANDREW
AKUCHIE

Fort Lauderdale, Fla.
St. Thomas Aquinas HS

Forward / 6-11 / 215 / Junior

CAREER HIGHS

Points	18	at UAB (2/21/24)
FG Made	7	at UAB (2/21/24)
FG Att.	8	2x, last at UAB (2/21/24)
3-Pt. FG	1	2x, last vs. FIU (11/5/24)
3-Pt. Att.	2	3x, last vs. Louisiana-Monroe (11/12/24)
Free Throws	5	vs. St. Thomas (11/10/22)
Free Throw Att.	6	2x, last vs. St. Thomas (11/10/22)
Rebounds	10	vs. Wichita State (3/13/24)
Assists	3	vs. Louisiana-Monroe (11/12/24)
Steals	2	3x, last vs. Middle Tennessee (1/11/23)
Blocks	3	3x, last vs. Wichita State (3/13/24)
Minutes	30	at UAB (2/21/24)

2024-25 SEASON HIGHS

Points	7	vs. FIU (11/5/24)
FG Made	3	vs. FIU (11/5/24)
FG Att.	5	vs. Northwestern State (11/16/24)
3-Pt. FG	1	vs. FIU (11/5/24)
3-Pt. Att.	2	2x, last vs. Louisiana-Monroe (11/12/24)
Free Throws	3	vs. Florida State (11/9/24)
Free Throw Att.	4	vs. Florida State (11/9/24)
Rebounds	6	vs. Louisiana-Monroe (11/12/24)
Assists	3	vs. Louisiana-Monroe (11/12/24)
Steals	1	vs. Florida State (11/9/24)
Blocks	2	vs. Northwestern State (11/16/24)
Minutes	18	vs. Louisiana-Monroe (11/12/24)

MISCELLANEOUS STATS

CATEGORY	2024-25	CAREER
Double-Figure Scoring	-	2
Double-Figure Rebounds	-	1
Double-Figure Assists	-	-
Double-Doubles	-	-
Led Rice in Scoring	-	-
Led Rice in Rebounding	-	2
Led Rice in Assists	-	-
20-Point Games	-	-
5+ Assists	-	-
3+ blocks	-	3

2024-25 (JUNIOR)

- Scored seven points and grabbed five rebounds in season-opener against FIU (11/5)
- Grabbed a season-high six rebounds and added three assists versus Louisiana-Monroe (11/12)

AKUCHIE'S GAME-BY-GAME STATS

Opponent	Date	GS	MIN	Total		3-Pointers		Free throws		Rebounds				PF	A	TO	BLK	STL	PTS	AVG
				FG-FGA	PCT	3FG-3FGA	PCT	FT-FTA	PCT	OFF	DEF	TOT	AVG							
FIU	11/05/2024		16:24	3-4	.750	1-2	.500	0-0	.000	1	4	5	5.0	3	0	1	1	0	7	7.0
vs Florida St.	11/09/2024		11:19	0-0	.000	0-0	.000	3-4	.750	1	0	1	3.0	2	0	1	0	1	3	5.0
ULM	11/12/2024		17:41	1-4	.250	0-2	.000	1-2	.500	1	5	6	4.0	4	3	0	1	0	3	4.3
Northwestern St.	11/16/2024		14:05	1-5	.200	0-1	.000	0-0	.000	1	2	3	3.8	3	0	0	2	0	2	3.8
at Louisiana	11/19/2024		10:00	2-3	.667	0-1	.000	0-2	.000	0	4	4	3.8	3	0	0	1	0	4	3.8
at Houston Christian	11/22/2024		14:22	0-0	.000	0-0	.000	2-2	1.000	2	3	5	4.0	1	0	1	0	0	2	3.5
vs Hofstra	11/29/2024		16:58	2-3	.667	0-1	.000	0-1	.000	0	4	4	4.0	1	0	0	0	0	4	3.6
vs Arkansas St.	11/30/2024		10:12	1-1	1.000	0-0	.000	0-0	.000	1	2	3	3.9	3	0	1	0	0	2	3.4
Totals		0	111:01	10-20	.500	1-7	.143	6-11	.545	7	24	31	3.9	20	3	4	5	1	27	3.4

AKUCHIE'S CAREER STATS

				Field Goals		3-Point		F-Throws		Rebounds											Scoring	
SEASON	TEAM	GP-GS	MIN/AVG	FG-FGA	FG%	3FG-3FGA	3FG%	FT-FTA	FT%	OFF	DEF	TOT	AVG	PF-FO	A	TO	BLK	STL	PTS	AVG		
2022-23	Rice	25-0	214/8.6	27-47	.574	0-5	.000	15-27	.556	19	37	56	2.2	43-1	13	10	10	3	69	2.8		
2023-24	Rice	31-8	368/11.9	43-71	.606	1-2	.500	24-40	.600	36	72	108	3.5	46-0	15	15	16	8	111	3.6		
2024-25	Rice	8-0	111/13.9	10-20	.500	1-7	.143	6-11	.545	7	24	31	3.9	20-0	3	4	5	1	27	3.4		
TOTAL		64-8	693/10.8	80-138	.580	2-14	.143	45-78	.577	62	133	195	3.0	109-1	31	29	31	12	207	3.2		



22

2024-25 (REDSHIRT JUNIOR)

- Saw first action of the year against Louisiana-Monroe (11/12), playing one minute
- Grabbed one rebound at Louisiana (11/19)

JACKSON
PEAKES

Houston, Texas
St. John's HS

Guard / 6-4 / 185 / Redshirt Junior

CAREER HIGHS

Points	2	5x, last at Tulane (1/30/24)
FG Made	1	4x, last at Tulane (1/30/24)
FG Att.	2	2x, last at UAB (2/23/22)
3-Pt. FG	N/A	
3-Pt. Att.	1	5x, last vs. SMU (2/7/24)
Free Throws	2	vs. UAB (3/9/23)
Free Throw Att.	2	2x, last vs. St. Thomas (11/7/23)
Rebounds	3	at UAB (2/23/22)
Assists	1	3x, last at Wichita State (3/2/24)
Steals	1	vs. North American (12/15/22)
Blocks	N/A	
Minutes	5	vs. North American (12/15/22)

2024-25 SEASON HIGHS

Points	N/A
FG Made	N/A
FG Att.	N/A
3-Pt. FG	N/A
3-Pt. Att.	N/A
Free Throws	N/A
Free Throw Att.	N/A
Rebounds	1 at Louisiana (11/19/24)
Assists	N/A
Steals	N/A
Blocks	N/A
Minutes	1 2x, last at Louisiana (11/19/24)

PEAKES' GAME-BY-GAME STATS

Opponent	Date	GS	MIN	Total		3-Pointers		Free throws		Rebounds				PF	A	TO	BLK	STL	PTS	AVG
				FG-FGA	PCT	3FG-3FGA	PCT	FT-FTA	PCT	OFF	DEF	TOT	AVG							
ULM	11/12/2024		00:49	0-0	.000	0-0	.000	0-0	.000	0	0	0	0.0	0	0	0	0	0	0	0.0
at Louisiana	11/19/2024		00:30	0-0	.000	0-0	.000	0-0	.000	0	1	1	0.5	0	0	0	0	0	0	0.0
Totals		0	01:19	0-0	.000	0-0	.000	0-0	.000	0	1	1	0.5	0	0	0	0	0	0	0.0

MISCELLANEOUS STATS

CATEGORY	2024-25	CAREER
Double-Figure Scoring	-	-
Double-Figure Rebounds	-	-
Double-Figure Assists	-	-
Double-Doubles	-	-
Led Rice in Scoring	-	-
Led Rice in Rebounding	-	-
Led Rice in Assists	-	-
20-Point Games	-	-
5+ Assists	-	-
3+ blocks	-	-

PEAKES' CAREER STATS

				Field Goals		3-Point		F-Throws		Rebounds										Scoring	
SEASON	TEAM	GP-GS	MIN/AVG	FG-FGA	FG%	3FG-3FGA	3FG%	FT-FTA	FT%	OFF	DEF	TOT	AVG	PF-FO	A	TO	BLK	STL		PTS	AVG
2022-23	Rice	7-0	17/2.4	1-6	.167	0-2	.000	2-2	1.000	5	2	7	1.0	1-0	0	2	0	1		4	0.6
2023-24	Rice	15-0	34/2.2	3-9	.333	0-4	.000	1-2	.500	3	1	4	0.3	2-0	3	1	0	0		7	0.5
2024-25	Rice	2-0	1/0.7	0-0	.000	0-0	.000	0-0	.000	0	1	1	0.5	0-0	0	0	0	0		0	0.0
TOTAL		24-0	52/2.1	4-15	.267	0-6	.000	3-4	.750	8	4	12	0.5	3-0	3	3	0	1		11	0.5



ALEM
HUSEINOVIC

Zenica, Bosnia & Herzegovina
PHHoenix Prep
Nevada

Guard / 6-4 / 185 / 5th Year Senior

2024-25 (5TH YEAR SENIOR)

- Scored a team-high 14 points on four three-pointers against Florida State (11/9)
- Notched a game-high 14 points on four three-pointers vs. Louisiana-Monroe (11/12)
- Also connected on his 100th career three-pointer

CAREER HIGHS

Points	24	vs. Georgia Southern (11/18/22)
FG Made	9	vs. Georgia Southern (11/18/22)
FG Att.	13	2x, last vs. Tulsa (1/27/24)
3-Pt. FG	6	vs. SMU (2/7/24)
3-Pt. Att.	10	2x, last vs. Florida State (11/9/24)
Free Throws	4	2x, last at Tulsa (2/17/24)
Free Throw Att.	6	2x, last at Louisiana (11/19/24)
Rebounds	6	vs. North American (12/15/22)
Assists	4	2x, last vs. Wichita State (3/13/24)
Steals	2	11x, last vs. Louisiana-Monroe (11/12/24)
Blocks	1	3x, last vs. Wichita State (3/13/24)
Minutes	43	vs. Charlotte (1/16/24)

2023-24 SEASON HIGHS

Points	15	vs. Louisiana-Monroe (11/12/24)
FG Made	5	2x, last vs. Louisiana-Monroe (11/12/24)
FG Att.	12	vs. Florida State (11/9/24)
3-Pt. FG	4	2x, last vs. Louisiana-Monroe (11/12/24)
3-Pt. Att.	10	vs. Florida State (11/9/24)
Free Throws	3	at Louisiana (11/19/24)
Free Throw Att.	6	at Louisiana (11/19/24)
Rebounds	3	3x, last vs. Hofstra (11/29/24)
Assists	3	2x, last at Louisiana (11/19/24)
Steals	2	2x, last vs. Louisiana-Monroe (11/12/24)
Blocks	N/A	
Minutes	32	23, last at Louisiana (11/19/24)

MISCELLANEOUS STATS

CATEGORY	2024-25	CAREER
Double-Figure Scoring	4	17
Double-Figure Rebounds	-	-
Double-Figure Assists	-	-
Double-Doubles	-	-
Led Rice in Scoring	2	6
Led Rice in Rebounding	-	1
Led Rice in Assists	-	-
20-Point Games	-	2
5+ Assists	-	-
3+ three-pointers	3	12

HUSEINOVIC'S GAME-BY-GAME STATS

Opponent	Date	GS	MIN	Total FG-FGA	PCT	3-Pointers 3FG-3FGA	PCT	Free throws FT-FTA	PCT	Rebounds OFF DEF TOT AVG	PF	A	TO	BLK	STL	PTS	AVG
FIU	11/05/2024	*	30:37	3-8	.375	2-6	.333	1-2	.500	0 1 1 1.0	1	3	0	0	2	9	9.0
vs Florida St.	11/09/2024	*	31:39	5-12	.417	4-10	.400	0-0	.000	0 2 2 1.5	4	2	2	0	1	14	11.5
ULM	11/12/2024	*	31:34	5-7	.714	4-6	.667	1-2	.500	0 2 2 1.7	1	1	1	0	2	15	12.7
Northwestern St.	11/16/2024	*	30:01	4-9	.444	3-7	.429	0-0	.000	0 3 3 2.0	1	0	2	0	1	11	12.3
at Louisiana	11/19/2024	*	32:04	1-3	.333	0-2	.000	3-6	.500	0 2 2 2.0	1	3	0	0	0	5	10.8
at Houston Christian	11/22/2024	*	22:35	1-5	.200	0-2	.000	0-0	.000	0 3 3 2.2	5	0	1	0	0	2	9.3
vs Hofstra	11/29/2024	*	29:56	3-8	.375	2-3	.667	0-0	.000	0 3 3 2.3	1	0	0	0	0	8	9.1
vs Arkansas St.	11/30/2024	*	28:48	3-10	.300	2-7	.286	2-2	1.000	0 0 0 2.0	1	0	1	0	0	10	9.3
Totals		8	237:14	25-62	.403	17-43	.395	7-12	.583	0 16 16 2.0	15	9	7	0	6	74	9.3

HUSEINOVIC'S CAREER STATS

				Field Goals		3-Point		F-Throws		Rebounds									Scoring	
SEASON	TEAM	GP-GS	MIN/AVG	FG-FGA	FG%	3FG-3FGA	3FG%	FT-FTA	FT%	OFF	DEF	TOT	AVG	PF-FO	A	TO	BLK	STL	PTS	AVG
2020-21	Nevada	21-0	159/7.6	12-38	.316	7-25	.280	8-8	1.000	3	10	13	0.6	13-0	9	5	0	3	39	1.9
2021-22	Nevada	22-1	180/8.2	8-25	.320	2-14	.143	10-12	.833	6	12	18	0.8	16-0	3	11	0	6	28	1.3
2022-23	Rice	34-0	527/15.5	67-146	.459	30-82	.366	16-19	.842	5	35	40	1.2	28-0	13	14	0	18	180	5.3
2023-24	Rice	32-26	852/26.6	92-204	.451	51-127	.402	14-28	.500	7	48	55	1.7	44-1	30	28	3	22	249	7.8
2024-25	Rice	8-8	237/29.7	25-62	.403	17-43	.395	7-12	.583	0	16	16	2.0	15-1	9	7	0	6	74	9.3
TOTAL FOR Rice		74-34	1616/21.8	184-412	.447	98-252	.389	37-59	.627	12	99	111	1.5	87-2	52	49	3	46	503	6.8
TOTAL		117-35	1955/16.7	204-475	.429	107-291	.368	55-79	.696	21	121	142	1.2	116-2	64	65	3	55	570	4.9



JIMMY
OLADOKUN, JR.

Los Angeles, Calif.
Sierra Canyon HS
San Diego

Forward / 6-9 / 220 / Sophomore

CAREER HIGHS

Points	20	at Loyola Marymount (2/29/24)
FG Made	10	at Loyola Marymount (2/29/24)
FG Att.	17	at Loyola Marymount (2/29/24)
3-Pt. FG	N/A	
3-Pt. Att.	1	2x, last vs. Santa Clara (3/9/24)
Free Throws	2	6x, last at San Francisco (2/1/24)
Free Throw Att.	6	vs. South Dakota (12/21/23)
Rebounds	10	vs. Northern Colorado (11/29/23)
Assists	3	at Pacific (2/10/24)
Steals	2	2x, last at Saint Mary's (2/24/24)
Blocks	3	vs. Navy (11/20/23)
Minutes	31	vs. Sonoma State (11/6/23)

2024-25 SEASON HIGHS

Points	6	at Louisiana (11/19/24)
FG Made	2	3x, last at Louisiana (11/19/24)
FG Att.	5	vs. Louisiana-Monroe (11/12/24)
3-Pt. FG	N/A	
3-Pt. Att.	N/A	
Free Throws	2	3x, last vs. Arkansas State (11/30/24)
Free Throw Att.	4	vs. Northwestern State (11/16/24)
Rebounds	7	vs. Florida State (11/9/24)
Assists	1	at Louisiana (11/19/24)
Steals	1	2x, last vs. Arkansas State (11/30/24)
Blocks	1	at Louisiana (11/19/24)
Minutes	14	vs. Louisiana-Monroe (11/12/24)

MISCELLANEOUS STATS

CATEGORY	2024-25	CAREER
Double-Figure Scoring	-	6
Double-Figure Rebounds	-	1
Double-Figure Assists	-	-
Double-Doubles	-	1
Led Rice in Scoring	-	-
Led Rice in Rebounding	1	1
Led Rice in Assists	-	-
20-Point Games	-	1
5+ Assists	-	-
3+ three-pointers	-	-

2024-25 (SOPHOMORE)

- Transfer from San Diego
- Played two minutes in Rice debut against FIU (11/5), grabbing one rebound
- Had a game-high seven rebounds versus Florida State (11/9)
- Grabbed six rebounds vs. Louisiana-Monroe (11/12)
- Scored six points at Louisiana (11/19)

OLADOKUN, JR.'S GAME-BY-GAME STATS

Opponent	Date	GS	MIN	Total		3-Pointers		Free throws		Rebounds				PF	A	TO	BLK	STL	PTS	AVG
				FG-FGA	PCT	3FG-3FGA	PCT	FT-FTA	PCT	OFF	DEF	TOT	AVG							
FIU	11/05/2024		02:23	0-1	.000	0-0	.000	0-0	.000	0	1	1	1.0	0	0	0	0	0	0	0.0
vs Florida St.	11/09/2024		08:40	2-2	1.000	0-0	.000	0-2	.000	2	5	7	4.0	2	0	1	0	0	4	2.0
ULM	11/12/2024		13:58	2-5	.400	0-0	.000	0-0	.000	3	3	6	4.7	2	0	1	0	0	4	2.7
Northwestern St.	11/16/2024		09:14	1-1	1.000	0-0	.000	2-4	.500	3	1	4	4.5	0	0	0	0	0	4	3.0
at Louisiana	11/19/2024		10:42	2-3	.667	0-0	.000	2-2	1.000	0	1	1	3.8	0	1	0	1	0	6	3.6
at Houston Christian	11/22/2024		04:01	0-1	.000	0-0	.000	0-0	.000	0	0	0	3.2	0	0	1	0	1	0	3.0
vs Hofstra	11/29/2024		07:55	0-2	.000	0-0	.000	0-0	.000	2	0	2	3.0	1	0	2	0	0	0	2.6
vs Arkansas St.	11/30/2024		08:37	0-3	.000	0-0	.000	2-2	1.000	2	1	3	3.0	1	0	0	0	1	2	2.5
Totals		0	65:30	7-18	.389	0-0	.000	6-10	.600	12	12	24	3.0	6	1	5	1	2	20	2.5

OLADOKUN, JR.'S CAREER STATS

				Field Goals		3-Point		F-Throws		Rebounds				Scoring						
SEASON	TEAM	GP-GS	MIN/AVG	FG-FGA	FG%	3FG-3FGA	3FG%	FT-FTA	FT%	OFF	DEF	TOT	AVG	PF-FO	A	TO	BLK	STL	PTS	AVG
2023-24	SD	31-13	510/16.5	79-161	.491	0-2	.000	19-45	.422	41	51	92	3.0	75-1	17	32	17	13	177	5.7
2024-25	Rice	8-0	65/8.2	7-18	.389	0-0	.000	6-10	.600	12	12	24	3.0	6-0	1	5	1	2	20	2.5
TOTAL FOR Rice		8-0	65/8.2	7-18	.389	0-0	.000	6-10	.600	12	12	24	3.0	6-0	1	5	1	2	20	2.5
TOTAL		39-13	575/14.8	86-179	.480	0-2	.000	25-55	.455	53	63	116	3.0	81-1	18	37	18	15	197	5.1



30

GEORGE PERKINS

Washington, D.C.
Sidwell Friends School

Forward / 6-8 / 200 / Redshirt Sophomore

2023-24 (REDSHIRT SOPHOMORE)

- Saw first action of the season against Louisiana-Monroe, playing one minute (11/12)

CAREER HIGHS

Points	N/A	
FG Made	N/A	
FG Att.	1	vs. St. Thomas (11/7/23)
3-Pt. FG	N/A	
3-Pt. Att.	1	vs. St. Thomas (11/7/23)
Free Throws	N/A	
Free Throw Att.	N/A	
Rebounds	1	2x, last at Northwestern State (12/16/23)
Assists	N/A	
Steals	1	vs. St. Thomas (11/7/23)
Blocks	N/A	
Minutes	4	vs. St. Thomas (11/7/23)

2024-25 SEASON HIGHS

Points	N/A	
FG Made	N/A	
FG Att.	N/A	
3-Pt. FG	N/A	
3-Pt. Att.	N/A	
Free Throws	N/A	
Free Throw Att.	N/A	
Rebounds	N/A	
Assists	N/A	
Steals	N/A	
Blocks	N/A	
Minutes	1	vs. Louisiana-Monroe (11/12/24)

PERKINS' GAME-BY-GAME STATS

Opponent	Date	GS	MIN	Total		3-Pointers		Free throws		Rebounds				PF	A	TO	BLK	STL	PTS	AVG
				FG-FGA	PCT	3FG-3FGA	PCT	FT-FTA	PCT	OFF	DEF	TOT	AVG							
ULM	11/12/2024		00:49	0-0	.000	0-0	.000	0-0	.000	0	0	0	0.0	0	0	0	0	0	0	0.0
at Louisiana	11/19/2024		00:10	0-0	.000	0-0	.000	0-0	.000	0	0	0	0.0	0	0	0	0	0	0	0.0
Totals		0	00:59	0-0	.000	0-0	.000	0-0	.000	0	0	0	0.0	0	0	0	0	0	0	0.0

MISCELLANEOUS STATS

CATEGORY	2024-25	CAREER
Double-Figure Scoring	-	-
Double-Figure Rebounds	-	-
Double-Figure Assists	-	-
Double-Doubles	-	-
Led Rice in Scoring	-	-
Led Rice in Rebounding	-	-
Led Rice in Assists	-	-
20-Point Games	-	-
5+ Assists	-	-
3+ three-pointers	-	-

PERKINS' CAREER STATS

				Field Goals		3-Point		F-Throws		Rebounds										Scoring	
SEASON	TEAM	GP-GS	MIN/AVG	FG-FGA	FG%	3FG-3FGA	3FG%	FT-FTA	FT%	OFF	DEF	TOT	AVG	PF-FO	A	TO	BLK	STL		PTS	AVG
2023-24	Rice	4-0	9/2.2	0-1	.000	0-1	.000	0-0	.000	0	2	2	0.5	0-0	0	0	0	1	0	0	0.0
2024-25	Rice	2-0	1/0.5	0-0	.000	0-0	.000	0-0	.000	0	0	0	0.0	0-0	0	0	0	0	0	0	0.0
TOTAL		6-0	10/1.7	0-1	.000	0-1	.000	0-0	.000	0	2	2	0.3	0-0	0	0	0	1	0	0	0.0



CADEN
POWELL

Waco, Texas
Midway HS
Wyoming

Forward / 6-10 / 220 / Junior

44

2024-25 (JUNIOR)

- Transfer from Wyoming
- Recorded a double-double in Rice debut, tying a career-high with 17 points on a perfect 7-of-7 from the floor, while grabbing 11 rebounds against FIU (11/5).
- Became the first player with a double-double in their Rice debut since Jack Williams in 2018.
- Grabbed eight rebounds against Louisiana-Monroe (11/12)
- Scored eight points and had two blocks versus Northwestern State (11/16)
- Tied a career-high with 17 points and had nine rebounds at Louisiana (11/19)
- Tied a career-high with 13 rebounds at Houston Christian (11/22)
- Scored 10 points and grabbed nine rebounds against Arkansas State (11/30)

CAREER HIGHS

Points	17	3x, last at Louisiana (11/19/24)
FG Made	7	2x, last at Louisiana (11/19/24)
FG Att.	8	4x, last vs. Arkansas State (11/30/24)
3-Pt. FG	N/A	
3-Pt. Att.	N/A	
Free Throws	7	2x, last vs. Louisiana-Monroe (11/12/24)
Free Throw Att.	12	vs. Louisiana-Monroe (11/12/24)
Rebounds	13	2x, last at Houston Christian (11/22/24)
Assists	4	2x, last vs. Fresno State (3/13/24)
Steals	2	3x, last vs. Louisiana-Monroe (11/12/24)
Blocks	4	vs. Furman (11/19/23)
Minutes	33	vs. Furman (11/19/23)

2024-25 SEASON HIGHS

Points	17	2x, last at Louisiana (11/19/24)
FG Made	7	2x, last at Louisiana (11/19/24)
FG Att.	8	2x, last vs. Arkansas State (11/30/24)
3-Pt. FG	N/A	
3-Pt. Att.	N/A	
Free Throws	7	vs. Louisiana-Monroe (11/12/24)
Free Throw Att.	12	vs. Louisiana-Monroe (11/12/24)
Rebounds	13	at Houston Christian (11/22/24)
Assists	2	vs. Northwestern State (11/16/24)
Steals	2	vs. Louisiana-Monroe (11/12/24)
Blocks	3	at Louisiana (11/19/24)
Minutes	30	at Houston Christian (11/22/24)

MISCELLANEOUS STATS

CATEGORY	2024-25	CAREER
Double-Figure Scoring	2	6
Double-Figure Rebounds	1	4
Double-Figure Assists	-	-
Double-Doubles	1	2
Led Rice in Scoring	1	1
Led Rice in Rebounding	3	3
Led Rice in Assists	-	-
20-Point Games	-	-
5+ Assists	-	-
3+ blocks	-	-

POWELL'S GAME-BY-GAME STATS

Opponent	Date	GS	MIN	Total		3-Pointers		Free throws		Rebounds				PF	A	TO	BLK	STL	PTS	AVG
				FG-FGA	PCT	3FG-3FGA	PCT	FT-FTA	PCT	OFF	DEF	TOT	AVG							
FIU	11/05/2024	*	23:36	7-7	1.000	0-0	.000	3-4	.750	5	6	11	11.0	4	1	2	2	0	17	17.0
vs Florida St.	11/09/2024	*	18:24	1-2	.500	0-0	.000	1-2	.500	1	4	5	8.0	3	1	0	0	0	3	10.0
ULM	11/12/2024	*	17:23	1-3	.333	0-0	.000	7-12	.583	3	5	8	8.0	3	1	1	1	2	9	9.7
Northwestern St.	11/16/2024	*	29:10	3-3	1.000	0-0	.000	2-2	1.000	1	2	3	6.8	2	2	1	2	0	8	9.3
at Louisiana	11/19/2024	*	22:30	7-8	.875	0-0	.000	3-6	.500	3	6	9	7.2	3	0	2	3	0	17	10.8
at Houston Christian	11/22/2024	*	29:42	2-5	.400	0-0	.000	2-5	.400	6	7	13	8.2	2	0	3	0	1	6	10.0
vs Hofstra	11/29/2024	*	23:17	1-6	.167	0-0	.000	0-3	.000	2	5	7	8.0	2	0	1	1	1	2	8.9
vs Arkansas St.	11/30/2024	*	24:43	2-8	.250	0-0	.000	6-9	.667	3	6	9	8.1	4	0	2	2	0	10	9.0
Totals		8	188:45	24-42	.571	0-0	.000	24-43	.558	24	41	65	8.1	23	5	12	11	4	72	9.0

POWELL'S CAREER STATS

				Field Goals		3-Point		F-Throws		Rebounds				Scoring						
SEASON	TEAM	GP-GS	MIN/AVG	FG-FGA	FG%	3FG-3FGA	3FG%	FT-FTA	FT%	OFF	DEF	TOT	AVG	PF-FO	A	TO	BLK	STL	PTS	AVG
2022-23	UW	28-0	238/8.5	18-39	.462	0-0	.000	17-29	.586	27	29	56	2.0	51-1	6	23	7	6	53	1.9
2023-24	UW	32-31	655/20.5	54-112	.482	0-0	.000	64-97	.660	55	92	147	4.6	100-5	41	46	24	12	172	5.4
2024-25	Rice	8-8	189/23.6	24-42	.571	0-0	.000	24-43	.558	24	41	65	8.1	23-0	5	12	11	4	72	9.0
TOTAL FOR Rice		8-8	189/23.6	24-42	.571	0-0	.000	24-43	.558	24	41	65	8.1	23-0	5	12	11	4	72	9.0
TOTAL		68-39	1082/15.9	96-193	.497	0-0	.000	105-169	.621	106	162	268	3.9	174-6	52	81	42	22	297	4.4

2024-25 COMBINED STATS

Game Records

Record	Overall	Home	Away	Neutral
ALL GAMES	6-2	3-0	2-0	1-2
CONFERENCE	0-0	0-0	0-0	0-0
NON-CONFERENCE	6-2	3-0	2-0	1-2

Score by Periods

Team	1st	2nd	OT	TOT
Rice	247	302	18	567
Opponents	239	262	21	522

Team Box Score

No.	Player				Total		3-Point		F-Throw		Rebounds													
		GP-GS	MIN	AVG	FG-FGA	FG%	3FG-3FGA	3FG%	FT-FTA	FT%	OFF	DEF	TOT	AVG	PF	DQ	A	TO	BLK	STL	PTS	AVG		
12	BROADNAX, Trae	8-8	271:31	33.9	39-81	.481	8-16	.500	31-44	.705	6	39	45	5.6	19	1	34	23	3	3	117	14.6		
1	AMOS, Kellen	8-8	227:15	28.4	24-54	.444	4-14	.286	43-63	.683	13	23	36	4.5	21	1	27	29	7	5	95	11.9		
23	HUSEINOVIC, Alem	8-8	237:14	29.7	25-62	.403	17-43	.395	7-12	.583	0	16	16	2.0	15	1	9	7	0	6	74	9.3		
44	POWELL, Caden	8-8	188:45	23.6	24-42	.571	0-0	.000	24-43	.558	24	41	65	8.1	23	0	5	12	11	4	72	9.0		
4	ANGLIN, Denver	8-0	163:59	20.5	20-53	.377	15-41	.366	14-15	.933	2	8	10	1.3	3	0	2	3	0	2	69	8.6		
2	LANIER, Emory	6-4	115:09	19.2	6-21	.286	3-10	.300	18-21	.857	3	10	13	2.2	15	0	6	12	1	7	33	5.5		
13	AKUCHIE, Andrew	8-0	111:01	13.9	10-20	.500	1-7	.143	6-11	.545	7	24	31	3.9	20	0	3	4	5	1	27	3.4		
3	PATTERSON, Trey	8-4	134:14	16.8	7-30	.233	2-12	.167	9-14	.643	12	25	37	4.6	14	1	1	7	0	5	25	3.1		
24	OLADOKUN JR., Jimmy	8-0	65:30	8.2	7-18	.389	0-0	.000	6-10	.600	12	12	24	3.0	6	0	1	5	1	2	20	2.5		
11	POWELL, Aaron	8-0	61:46	7.7	5-19	.263	5-15	.333	4-6	.667	0	5	5	0.6	7	0	2	3	0	3	19	2.4		
5	DAR, Jacob	7-0	70:29	10.1	5-21	.238	3-13	.231	3-4	.750	3	12	15	2.1	3	0	3	3	0	1	16	2.3		
22	PEAKES, Jackson	2-0	01:19	0.7	0-0	.000	0-0	.000	0-0	.000	0	1	1	0.5	0	0	0	0	0	0	0	0.0		
30	PERKINS, George	2-0	00:59	0.5	0-0	.000	0-0	.000	0-0	.000	0	0	0	0.0	0	0	0	0	0	0	0	0.0		
10	ANDREWS-HEITZ, Cole	1-0	00:49	0.8	0-0	.000	0-0	.000	0-0	.000	0	0	0	0.0	0	0	0	0	0	0	0	0.0		
Team											14	23	37					3						
Total		8	1650		172-421	.409	58-171	.339	165-243	.679	96	239	335	41.9	146	4	93	111	28	39	567	70.9		
Opponents		8	1650		179-477	.375	45-186	.242	119-182	.654	92	196	288	36.0	190	7	73	83	24	69	522	65.3		


Team Statistics

	RICE	OPP
Scoring	567	522
Points per game	70.9	65.3
Scoring margin	+5.6	-
Field goals-att	172-421	179-477
Field goal pct	.409	.375
3 point fg-att	58-171	45-186
3-point FG pct	.339	.242
3-pt FG made per game	7.3	5.6
Free throws-att	165-243	119-182
Free throw pct	.679	.654
F-Throws made per game	20.6	14.9
Rebounds	335	288
Rebounds per game	41.9	36.0
Rebounding margin	+5.9	-
Assists	93	73
Assists per game	11.6	9.1
Turnovers	111	83
Turnovers per game	13.9	10.4
Turnover margin	-3.5	-
Assist/turnover ratio	0.8	0.9
Steals	39	69
Steals per game	4.9	8.6
Blocks	28	24
Blocks per game	3.5	3.0
Winning streak	1	-
Home win streak	3	-
Attendance	3851	2175
Home games-Avg/Game	3-1284	2-1088
Neutral site-Avg/Game	-	3-2518

Team Results

Date	Opponent		Score	Att.
11/05/2024	FIU	W	77-70	1111
11/09/2024	vs Florida St.	L	65-73	6901
11/12/2024	ULM	W	66-50	1096
11/16/2024	Northwestern St.	Wot	77-75	1644
11/19/2024	at Louisiana	W	83-61	1328
11/22/2024	at Houston Christian	W	61-58	847
11/29/2024	vs Hofstra	Lot	63-68	321
11/30/2024	vs Arkansas St.	W	75-67	333

2024-25 RICE RADIO/TV CHART



0

IFFY UFOCHUKWU

C • 6-11 • 240 • Jr.
Benin City, Nigeria
Covenant Day School (N.C.)



1

KELLEN AMOS

G/F • 6-7 • 190 • Gr.
Houston, Texas
St. John XXIII College Prep
Central Connecticut State



2

EMORY LANIER

G • 6-4 • 190 • Gr.
Atlanta, Ga.
Woodward Academy • SMU



3

TREY PATTERSON

F • 6-9 • 225 • Gr.
Somerset, N.J.
Rutgers Prep • Villanova



4

DENVER ANGLIN

G • 6-1 • 185 • Jr.
Montclair, N.J.
Gill St. Bernard's HS • SMU



5

JACOB DAR

G/F • 6-7 • 170 • Jr.
Omaha, Neb.
Freedom Christian Academy
Emory & Henry



6

JALEN SMITH

G • 6-4 • 195 • Sr.
Orlando, Fla.
Oak Ridge HS • SMU



10

COLE ANDREWS-HEITZ

G • 6-1 • 170 • So.
Leander, Texas
Rouse HS



11

AARON POWELL

G • 6-1 • 175 • Fr.
Los Angeles, Calif.
Campbell Hall HS



12

TRAE BROADNAX

G • 6-4 • 200 • Gr.
Savannah Ga.
Montverde Academy
USC Upstate



13

ANDREW AKUCHIE


F • 6-11 • 215 • Jr.
Fort Lauderdale, Fla.
St. Thomas Aquinas HS



22

JACKSON PEAKES

G • 6-4 • 185 • r-Jr.
Houston, Texas
St. John's HS



23

ALEM HUSEINOVIC

G • 6-4 • 185 • 5th Year
Zenica, Bosnia and Herzegovina
PHoenix Prep • Nevada



24

JIMMY OLADOKUN, JR.

F • 6-9 • 220 • So.
Los Angeles, Calif.
Sierra Canyon HS • San Diego



30

GEORGE PERKINS

F • 6-8 • 200 • r-So.
Washington, D.C.
Sidwell Friends School



44

CADEN POWELL

F • 6-10 • 220 • Jr.
Waco, Texas
Midway HS • Wyoming



ROB LANIER

Head Coach
1st Season
St. Bonaventure, 1990