

MOUNT ST. MARY'S MOUNTAINEERS

2024-25 Game Notes ♦ Game 23 ♦ Knott Arena ♦ Emmitsburg, Md.



MOUNT ST. MARY'S		IONA	
Overall	MAAC	Overall	MAAC
13-9	6-5	Record	9-13
6-3	3-2	Home	5-5
7-6	3-3	Away	3-6
0-0	0-0	Neutral	1-2
255	-	KenPom	279

2024-25 Schedule/Results

Day	Date	Opponent (TV/Stream)	Time/Result
Mon.	Nov. 4	NOTRE DAME of MARYLAND (ESPN+)	W, 98-62
Fri.	Nov. 8	at Maryland (B10 Network)	L, 52-86
Wed.	Nov. 13	at Bucknell	W, 93-89 (2ot)
Sat.	Nov. 16	SAINT FRANCIS% (ESPN+)	W, 66-58
Wed.	Nov. 20	at Georgetown% (FS1)	L, 51-79
Sat.	Nov. 23	DELAWARE ST. (ESPN+)	W, 76-66
Sat.	Nov. 30	at Howard	W, 79-75
Fri.	Dec. 6	at Marist* (ESPN+)	L, 50-53
Sun.	Dec. 8	FAIRFIELD* (ESPN+)	W, 101-94
Sat.	Dec. 14	LOYOLA (ESPN+)	L, 66-79
Wed.	Dec. 18	at LIU (NEC Front Row)	W, 80-72
Sat.	Dec. 21	at Miami (ACCNX)	W, 78-74 (ot)
Sat.	Dec. 28	at George Mason (ESPN+)	L, 56-64
Sun.	Jan. 5	NIAGARA* (ESPN+)	W, 68-62
Thu.	Jan. 10	at Manhattan* (ESPN+)	W, 75-66
Sun.	Jan. 12	SACRED HEART* (ESPN+)	W, 73-71
Thu.	Jan. 16	at Rider* (ESPN+)	L, 60-66
Sat.	Jan. 18	QUINNIPIAC* (ESPN+)	L, 57-91
Thu.	Jan. 23	at Siena* (ESPN+)	L, 68-82
Sat.	Jan. 25	MANHATTAN* (ESPN+)	L, 64-74
Fri.	Jan. 31	at Merrimack* (ESPN+)	W, 66-58
Sun.	Feb. 2	at Saint Peter's* (ESPN+)	2 pm
Thu.	Feb. 6	IONA* (ESPN+)	7 pm
Fri.	Feb. 14	at Niagara* (ESPN+)	6:30 pm
Sun.	Feb. 16	at Canisius* (ESPN+)	1 pm
Fri.	Feb. 21	SAINT PETER'S* (ESPN+)	7 pm
Sun.	Feb. 23	RIDER* (ESPN+)	2 pm
Fri.	Feb. 28	at Fairfield* (ESPN+)	7 pm
Sun.	Mar. 2	SIENA* (ESPN+)	2 pm
Thu.	Mar. 6	at Quinnipiac* (ESPN+)	7 pm
Sat.	Mar. 8	MARIST* (ESPN+)	4 pm

Mar. 11-15 MAAC Tournament (Atlantic City, N.J.)

HOME GAMES IN BOLD CAPS | * - Metro Atlantic Athletic Conference Game

! - Metro Atlantic Athletic Conference Tournament (Atlantic City, N.J.)

% - Hoya MTE

@MountHoops

MOUNT STORYLINES

► Mount St. Mary's downed Saint Peter's, 79-64, on Sunday afternoon to sweep its two-game road trip. The Mountaineers improved to 13-9 overall and 6-5 in the MAAC with the victory. Dallas Hobbs led the way with a career high 22 points while Jedy Cordilia chipped in 18 points and eight boards. Dola Adebayo added 14 points and eight rebounds with Carmelo Pacheco finishing with 10 points, six rebounds and four assists. Leading 60-54 with seven minutes remaining, the Mount went on an 11-to-2 run to seal the victory.

► The Mount and Iona split the season series last year with each team winning on their home court. The Gaels lead the all-time series, 6-2, including a 3-1 mark in MAAC regular season matchups. The Mount is 1-1 against Iona at Knott Arena.

► Mount St. Mary's had four players reach double figures in scoring in the win at Saint Peter's on Sunday. The Mount is now 10-0 this season when four or more players reach double figures in the same game.






► The Mount offense got back on track this past weekend in the road wins over Merrimack and Saint Peter's. The Mount averaged 72.5 points in the two wins, connecting on 51.6 percent from the field and 47.2 percent (17-of-36) from three-point range. The Mount shot 50 percent or better in each game, the first time this season the team has recorded back-to-back games shooting over 50 percent.

INSIDE THE NUMBERS

► Dallas Hobbs scored a career-high 22 points in the Mount's 79-64 win at Saint Peter's on Sunday. The sophomore guard is averaging 14.0 points, 4.5 rebounds and 3.0 assists over the past four games, reaching double figures in three of those contests. Hobbs now has four career 20-point games as a Mountaineer.

► Jedy Cordilia had 18 points, eight rebounds and four blocks in the Mount's win over Saint Peter's. The senior forward is averaging 13.0 points and 10.0 rebounds over the Mount's past four games. He collected a career-best 18 rebounds in the Mount's win over Merrimack on January 31.

MOUNT ST. MARY'S PROJECTED GAME STARTERS

	1 CARMELO PACHECO Guard So. 6-5 190 Harrisonburg, Va. Spotswood UVA Wise	Points 9.2	Rebounds 1.7	Assists 1.2	Minutes 27.8
Last Game: Tallied 10 points, six rebounds and four assists in the Mount's win at Saint Peter's.		Note: Averaged 11.7 points while shooting 29-of-61 (47%) from three-point range over his past nine games.			
	4 DOLA ADEBAYO Forward R-Jr. 6-8 210 Fort Myers, Fla. Canterbury School	Points 13.2	Rebounds 6.2	Blocks 1.0	Minutes 27.8
Last Game: Recorded 14 points, eight rebounds, two blocks and two steals in win at Saint Peter's.		Note: Averaging 17.3 points over the past six games, scoring 20 or more in three of those contests.			
	8 DALLAS HOBBS Guard So. 6-1 175 Dallas, Texas Dynamic Prep	Points 12.1	Rebounds 3.7	Assists 3.1	Minutes 25.4
Last Game: Had a career-high 22 points while adding four assists in the Mount's win at Saint Peter's.		Note: Averaging 14.0 points, 4.5 rebounds and 3.0 assists over the past four games.			
	14 JEDY CORDILIA Forward Sr. 6-9 210 Tilburg, Netherlands West Nottingham Acad. (Md.)	Points 9.8	Rebounds 7.5	Blocks 1.0	Minutes 27.9
Last Game: Tallied 18 points, eight rebounds and four blocks in victory at Saint Peter's.		Note: Averaging 12.0 points and 11.7 rebounds over the past three games.			
	45 XAVIER LIPSCOMB Guard Gr. 6-2 195 Washington, D.C. St. Stephen's & St. Agnes Radford	Points 6.5	Rebounds 3.5	Assists 4.5	Minutes 32.8
Last Game: Had three points and three assists in win at Saint Peter's.		Note: Has recorded five or more assists in a game 10 times this season.			

GAMEDAY INFO

Game No.	23
Date	Thursday, February 6, 2025
Tip Time	7:00 p.m.
Location	Emmitsburg, Md.
Arena (Capacity)	Knott Arena (2,817)
Watch	ESPN+
Listen	n/a

SERIES INFO

Series	Iona leads, 6-2
Last Mount Win	Mount 72, Iona 65 (2/25/2024)
Last Iona Win	Iona 87, Mount 70 (1/14/2024)
at Mount	1-1
at Iona	1-4
at Neutral Site	0-1

BY THE NUMBERS

Category	Mount	Iona
Record	13-9	9-13
Streak	W2	W1
Scoring Offense	70.9	68.2
Scoring Defense	72.0	71.1
Scoring Margin	-1.1	-2.9
Field Goal Pct.	.435	.403
Field Goal Pct. Defense	.421	.456
3-Point Pct.	.393	.307
3-Point Pct. Defense	.317	.345
Free Throw Pct.	.736	.686
Rebound Margin	+2.5	+4.6
Assists per Game	15.2	13.3
Turnovers per Game	15.3	15.2
Turnover Margin	-3.0	+1.5
Steals per Game	6.7	10.2
Blocks per Game	3.0	2.7

NCAA TOURNAMENT 1995, 1999, 2008, 2014, 2017, 2021

2024-25 MOUNT BASKETBALL ROSTER

No.	Name	Pos.	Ht./Wt.	Cl.	Hometown/High School (Previous School)
1	Carmelo Pacheco	G	6-5/180	So.	Harrisonburg, Va./Spotswood (UVA Wise)
2	Arlandus Keyes	G	6-2/173	Jr.	Florissant, Mo./Abeka Academy (Ellsworth C.C.)
3	Jonathan Ogunfuye	F	6-7/190	R-Fr.	Houston, Texas/Spire Academy
4	Dola Adebayo	F	6-8/210	R-Jr.	Fort Myers, Fla./Canterbury School
5	Malcolm Dread	G	6-4/210	R-Jr.	Detroit, Mich./Gonzaga (D.C.) (Richmond)
6	Jaxon Hartman	G	6-3/195	R-Fr.	Staunton, Va./Miller School (West Virginia Wesleyan)
7	Elijah Espinosa	F	6-9/200	Fr.	Etters, Pa./Red Land
8	Dallas Hobbs	G	6-1/175	So.	Dallas, Texas/Dynamic Prep
9	Abdou Khadre Kébé	F	6-7/170	Fr.	Dakar, Senegal/Seed Academy (NBA Acad. Latin America)
10	Patrick Haigh	G	6-4/190	So.	Altroona, Pa./Bishop Guilfoyle
12	Trey Wilson	G	6-3/188	Fr.	Miramar, Fla./Miami Country Day
13	Terrell Ard Jr.	F	6-7/200	Sr.	Marietta, Ga./Putnam Science Academy (Presbyterian)
14	Jedy Cordilia	F	6-9/210	Sr.	Tilburg, Netherlands/West Nottingham Academy (Md.)
23	Javon Ervin	G	6-3/200	Jr.	Tacoma, Wash./Lakes (Peninsula College)
45	Xavier Lipscomb	G	6-2/195	Gr.	Washington, D.C./St. Stephen's & Agnes School (Radford)

COACHING STAFF

Head Coach: Donny Lind (Loyola '10, 1st Season)

Assistant Coach: Keith Chesley (Maine-Augusta '15, 1st Season)

Assistant Coach: Dave Matturro (St. John Fisher '06, 1st Season)

Assistant Coach: Jeremy Freeman (Cornell '15, 4th Season)

Dir. of Basketball Ops: Sidy Sall (Christian Brothers '15, 1st Season)

Graduate Assistant: Andrew Winton (Gettysburg '23, 2nd Season)

Graduate Assistant: Demico Coleman (1st Season)

Strength & Conditioning Coach: Travis Scott (3rd Season)

Athletic Trainer: Meghan Weakes (2nd Season)

PRONUNCIATION GUIDE

Dola Adebayo	Dole-ah Add-ah-bye-oh
Jedy Cordilia	JD Cor-deal-ee-uh
Patrick Haigh	HAGUE
Arlandus Keyes	Ar-lan-duss Keys
Abdou Khadre Kébé	Cod-dray Kay-bay
Xavier Lipscomb	Zavier
Jonathan Ogunfuye	O-gun-Fway-e
Carmelo Pacheco	PA-check-oh

2023-24 RADIO/TV CHART



1 CARMELO PACHECO
G, 6-5, 190, Sophomore
Harrisonburg, Va.



2 ARLANDUS KEYES
G, 6-2, 173, Junior
Florissant, Mo.



3 JONATHAN OGUNFUYE
F, 6-7, 190, Redshirt Freshman
Houston, Texas



4 DOLA ADEBAYO
F, 6-8, 210, Redshirt Junior
Ocala, Fla.



5 MALCOLM DREAD
G, 6-4, 210, Redshirt Junior
Washington, D.C.



6 JAXON HARTMAN
G, 6-3, 195, Redshirt Freshman
Staunton, Va.



7 ELIJAH ESPINOSA
F, 6-9, 200, Freshman
Etters, Pa.



8 DALLAS HOBBS
G, 6-1, 175, Sophomore
Dallas, Texas



9 ABDOU KHADRE KÉBÉ
F, 6-7, 170, Freshman
Dakar, Senegal



10 PATRICK HAIGH
G, 6-4, 190, Sophomore
Altroona, Pa.



12 TREY WILSON
G, 6-3, 188, Freshman
Miramar, Fla.



13 TERRELL ARD JR.
F, 6-7, 220, Senior
Marietta, Ga.



14 JEDY CORDILIA
F, 6-9, 210, Senior
Tilburg, Netherlands



23 JAVON ERVIN
G, 6-3, 200, Junior
Tacoma, Wash.



45 XAVIER LIPSCOMB
G, 6-2, 195, Graduate Student
Washington, D.C.



MOUNT ST. MARY'S ATHLETIC COMMUNICATIONS

Mark Vandergrift, Assistant AD for Communications/Men's Basketball Contact
Email: vandergrift@msmary.edu O: 301.447.5384 C: 717.357.3326

16300 Old Emmitsburg Rd.
Emmitsburg, MD 21727

UNIVERSITY INFORMATION

Mount St. Mary's University
Emmitsburg, Md.

Founded.....	1808
Enrollment.....	2,166
Nickname.....	Mountaineers, The Mount
School Colors.....	Blue and White
Affiliation.....	NCAA Division I
Conference.....	Metro Atlantic Athletic
President.....	Gerard J. Joyce, Ph.D.
Director of Athletics.....	Brad Davis
Athletic Dept. Phone.....	301-447-5296
Ticket Office Phone.....	301-447-5700
Website.....	www.mountathletics.com

HEAD COACH - DONNY LIND

Seasons.....	1st Season Overall/1st Season at the Mount
Overall Record.....	13-9
Record at MSM.....	13-9
MAAC Regular Season Record.....	6-5
Conference Tournament Record.....	0-0

KNOTT ARENA

Opened.....	Nov. 28, 1987
Season.....	38th
Capacity.....	2,817
Record at Knott Arena.....	286-189 (.602)
Lind's Record at Knott Arena.....	6-3 (.667)

ALL-TIME RECORD

- ▶ 115th season of basketball
- ▶ Years: 1908 to present
- ▶ Overall Record: 1601-1216 (.568)
- ▶ MAAC Regular Season Record: 23-28 (.451)
- ▶ NCAA Division I Tournament Record: 2-6
- ▶ Conference Tournament Record: 31-21 (1-2 MAAC)

CONFERENCE REGULAR SEASON TITLES

NEC: 1996, 2017

CONFERENCE TOURNAMENT TITLES

NEC: 1995, 1999, 2008, 2014, 2017, 2021

NCAA TOURNAMENT HISTORY

Division I

Appearances (6): 1995, 1999, 2008, 2014, 2017, 2021

Division II

Appearances (14): 1957, 1961, 1962, 1963, 1967, 1969, 1970, 1979, 1980, 1981, 1982, 1985, 1986, 1987
Final Four (5): 1957, 1961, 1962, 1981, 1985
National Championship (1): 1962

NIT TOURNAMENT HISTORY

Appearances (1): 1996

▶ MOUNT UPDATE

◆ Dallas Hobbs scored a career high 22 points to pace Mount St. Mary's in a 79-64 win at Saint Peter's on Sunday. Jedy Cordilia, Dola Adebayo and Carmelo Pacheco also reached double figures in the wire-to-wire win.

◆ Leading 60-54 with seven minutes remaining, the Mount went on an 11-to-2 run to seal the victory. Adebayo started the streak with a pair of free throws with Hobbs hitting 1-of-2 at the line. Adebayo then dunked off a steal to make it 65-54, and Hobbs finished in the lane to build a 13-point lead. After a Peacock basket, Pacheco scored in the lane and Hobbs capped the run with two free throws for a 71-56 advantage with 3:23 on the clock.

◆ Hobbs finished the game with a career-high 22 points, hitting 10-of-11 at the foul line while adding four assists in the win. Cordilia, coming off a double-double at Merrimack on Friday, finished with 18 points, eight rebounds and four blocks for the Mountaineers. Adebayo added 14 points, eight rebounds and a pair of blocks while Pacheco had a solid line of 10 points, six rebounds and four assists.

◆ Adebayo is averaging a team-best 13.2 points per game while chipping in 6.2 rebounds. Hobbs is now averaging 12.1 points while Terrell Ard Jr. adds 11.4 points and 7.1 rebounds. Jedy Cordilia leads the team with 7.5 rebounds per game while Xavier Lipscomb is averaging a team-best 4.5 assists.

◆ In MAAC play, Adebayo is averaging 14.4 points while shooting 55.9 percent from the field. Hobbs (10.9), Cordilia (10.6 pts, 8.5 rebs) and Pacheco (10.3) are all in double figures in MAAC games as well.

▶ ABOUT IONA

◆ Yaphet Moundi's historic 25-point, 20-rebound effort led the Iona to a 87-64 victory over Fairfield on Sunday. Moundi recorded the program's first 20-rebound effort in 35 years and the MAAC's first 20/20 performance in six seasons. Iona improved to 9-13 overall and 6-5 in the MAAC with the win.

◆ Iona scored 13 unanswered points to take an early 19-to-7 lead against the Stags and never looked back in the 23-point victory. Dejour Reaves added 19 points, seven rebounds, two assists and two steals in the win with Adam Njie and Luke Jungers finishing with 11 points each.

◆ Reaves is Iona's top player this season, averaging 16.0 points and 5.4 rebounds. Njie, Jr., is the only other player in double figures, averaging 11.6 points and a team-best 3.6 assists. Moundi is averaging a team-best 6.5 rebounds. Iona averages 68.2 points on the year, shooting 40.3 percent from the field and 30.7 percent from beyond the arc.

▶ NEWS AND NOTES

◆ Mount St. Mary's is 10-0 this season when scoring 70 or

more points in a game.

◆ The Mount also has a perfect 10-0 record when having four or more players score in double figures in a game.

◆ Getting two fouls in the first half for head coach Donny Lind does not mean an immediate turn on the bench. The Mountaineers are seventh in the nation in two-foul participation according to KenPom. Two-Foul Participation is simply the percentage of time that a starter with two fouls in the first half has been allowed to play. Mount starters have played 57.1 percent of possible minutes when recording their second foul in the first half.

◆ The Mountaineers are shooting 51.6 percent from the field over the past two games while also hitting 17-of-36 (.472) from three-point range. The Mount is also a +15.5 rebound margin over the past two contests.

◆ The Mount is 9-1 this season when leading at the half and 4-8 when trailing.

▶ HELPING HANDS

◆ The Mount recorded 20 assists in the win over Sacred Heart, the fourth time this season the Mountaineers have posted 20 or more assists in a game.

◆ Mount St. Mary's is second the MAAC with 15.2 assists per game this season, good for 86th in the country. In the advance metrics, the Mount has recorded an assist on 61.5 percent of its baskets, the 15th best mark in the nation according to KenPom.

◆ The Mount's season high for assists is 23 in the 101-94 victory over Fairfield on December 8 at Knott Arena.

▶ TURNOVER WOES

◆ Mount St. Mary's matched its season high with 25 turnovers at Rider on January 16. The Mount also had 25 turnovers in its loss at Maryland on November 8.

◆ The Mountaineers have four games this season with 20 or more turnovers, and are averaging 15.3 per game on the year, the eighth most in the nation. In the KenPom stats, the Mount is averaging a turnover on 21.4 percent of its possessions.

▶ NON-CONFERENCE SUCCESS

◆ Mount St. Mary's finished with a 7-4 record in non-conference play this season. The seven non-conference wins are the most in program history since moving to NCAA Division I in 1988-89. The Mount had six non-conference wins in 2017-18 (6-7) and 1989-90 (6-6).

◆ In addition to the overall non-conference wins, the Mount went 4-3 on the road in non-conference play this year, the most road non-conference road wins in a season in the team's Division I era. The previous high was when the Mount went 3-6 on the road in non-conference play in 2008-09. Since joining NCAA Division I, the Mount is just 41-195 (.174) on the road in non-conference games with four of those vic-

THE ALL-TIME SERIES vs. IONA

► Mount St. Mary's split the season series with Iona last year, falling 87-70 in New Rochelle before posting a 72-25 win at Knott Arena on February 25. The Mount is now 2-6 all-time against the Gaels, including a 1-1 record at home. Iona has won three of the four MAAC regular season meetings between the two schools.

► The first three meetings between the Mount and Iona were played at Iona's O'Connell Gymnasium. The Mount's lone win was a 53-38 decision in the first-ever meeting on Dec. 18, 1947. The teams met three consecutive seasons from 1947-50.

SERIES QUICK FACTS

Overall	Iona leads, 6-2
at Iona	1-4
at Mount	1-1
at Neutral Site	0-1
First Meeting	Mount 53, Iona 38 (Dec. 18, 1947)
Lind vs. Iona	0-0
Most Mount Points	72 (2/25/2024)
Most Iona Points	87 (1/14/2024)
Fewest Mount Points	43 (12/17/1949)
Fewest Iona Points	38 (12/18/1947)
Current Streak	W1
Longest Mount Streak	W1
Longest Iona Streak	W6
In Overtime	0-0

GAME BY GAME

DATE	SITE	W/L	SCORE
12-18-1947	A	W	53-48
12-16-1948	A	L	46-82
12-17-1949	A	L	43-59
2-3-2023	A	L	51-81
2-24-2023	H	L	68-80
3-8-2023	N	L	54-74
1-14-2024	A	L	70-87
2-25-2024	H	W	72-65

Iona leads, 6-1

Home: 1-1 * Away: 1-4 * Neutral: 0-1

tories coming this season.

◆ This is just the second time the Mount has had a winning season in non-conference play at the Division I level. The 2002-03 team went 5-4 in non-conference action before finishing the year with an 11-16 record.

◆ Since joining NCAA Division I, the Mount is 116-261 (.308) in non-conference action, going 66-51 (.564) at home, 41-195 (.174) on the road and 9-18 (.333) at a neutral site.

Mount's Best Non-Conference Seasons

by winning percentage in D1 ERA (since 1988-89)

Season	Non-Conference Record	Final Record
2024-25	7-4 (.636)	---
2002-03	5-4 (.556)	11-16
1989-90	6-6 (.500)	16-12
1993-94	4-4 (.500)	14-14
1996-97	4-4 (.500)	14-13

► CORDILIA RECORDS 18 BOARDS AT MERRIMACK

◆ Senior Jedy Cordilia collected a career-high 18 rebounds in the Mount's win over Merrimack on January 31. It is most rebounds in a game by a Mountaineer since Malik Jefferson had 20 at American on Dec. 18, 2018. Cordilia added 12 points in the game for his fourth career double-double.

◆ Cordilia followed the Merrimack effort with 18 points, eight rebounds and a career-high four blocks in the win at Saint Peter's. He is averaging a double-double of 13.0 points and 10.0 rebounds over the past four games.

◆ Senior Jedy Cordilia leads the Mountaineers in field goal percentage, hitting 60.5 percent of his shots from the field. Cordilia has scored in double figures nine times this season, topped by a career-high 22 in the Mount's win at Bucknell. He is averaging 9.8 points and 7.5 rebounds per game on the year.

◆ Cordilia has three career 20-points, including a pair this season (at Bucknell, Fairfield). He collected 14 rebounds in the Mount's loss at Rider on January 16.

◆ The senior forward is shooting 58.5 percent from the field in his Mount career, third in program history.

Mount Career Field Goal Percentage Leaders

(Min. 300 attempts)

Name	Years	FGM-FGA	PCT.
Chris Wray	2014-18	304-517	.5880
Michael Watson	1991-95	458-779	.5879
Raven Barber	2009-13	287-491	.585
Alex Watson	1987-91	466-800	.583
Jedy Cordilia	2021-	267-459	.582

► LIPSCOMB AT THE POINT

◆ Point guard Xavier Lipscomb provides a steady in-

fluence for the Mountaineers. He is averaging 6.5 points, a team-high 4.5 assists and 3.5 rebounds on the season. Lipscomb is also averaging a team-high 32.8 minutes per game.

◆ Point guard Xavier Lipscomb recorded his first career double-double with 10 points and a career-high 13 assists in the Mount's victory over Sacred Heart. Lipscomb has recorded five or more assists in a game 10 times this season.

◆ Lipscomb's 13 assists against Sacred Heart are the most in a game by a Mount player since Riley Inge had 13 against LIU on January 15, 1994. He is just one of four players at the Mount who have recorded 13 or more assists in the game in the school's NCAA Division I era (since 1988-89). The others are Alex Watson (three times), Riley Inge (twice) and Cliff Warren.

◆ Lipscomb has proven to be a clutch performer for the Mount as well. The graduate student, who missed all but two games due to injury last year, scored five consecutive points in the final minutes at Manhattan to help secure the win. Leading 65-64, he hit a three-pointer with just under four minutes left, and his runner with 1:31 left. In the previous game against Niagara, his three-pointer with 35.6 seconds left gave the Mount an eight-point lead to seal the victory.

◆ Lipscomb dished out seven assists in each of the Mount's first two games this season. He is the first Mountaineer to have back-to-back games with seven or more assists since Jalen Benjamin in January of 2023.

◆ Mount head coach Donny Lind was an assistant coach at Radford from 2016-21, and he recruited Lipscomb to the program. The pair were together one season before Lind moved on as an assistant coach at UNC Greensboro.

MOUNT'S TOP ASSIST GAMES IN D1 ERA

(Since 1989-90)

Name	Date	Opponent	Assists
Riley Inge	1-8-1994	Robert Morris	15
Alex Watson	12-29-90	Colgate	14
Xavier Lipscomb	1-12-2025	Sacred Heart	13
Riley Inge	1-15-1994	LIU	13
Alex Watson	12-8-1990	NC State	13
Alex Watson	2-10-1990	Wagner	13
Cliff Warren	1-22-1990	Navy	13

► ARD JR. LIMITED BY INJURY

◆ Terrell Ard Jr. has missed the past six games due to injury. Prior to his injury, he provided the Mount a big lift off the bench this season. One of the top sixth men in the MAAC, Ard Jr. had 16 points, five rebounds and four steals in the win at Manhattan on January 10. Ard Jr. is averaging 11.4 points and 7.3 rebounds this year. He matched his career high with 18 points in the Mount's 78-74 overtime win at Miami on December 21.

◆ Ard Jr. was named the Hercules Tires Metro Atlantic Ath-

letic Conference (MAAC) Player of the Week on December 23. Ard Jr. was instrumental in leading the Mountaineers to wins over Miami (Fla.) and LIU, averaging 14.0 points, 9.0 rebounds, 4.5 assists and 2.5 steals over the two games.

- ◆ Ard Jr. has been clutch for the Mountaineers in the second half of games this season. He is averaging a team-high 7.1 points and 4.1 rebounds in the second half while shooting 56.5 percent from the field and 77.3 percent at the foul line in 14.1 second-half minutes per game. He is averaging 3.9 points and 2.9 rebounds in the first half, shooting 47.4 percent from the field and 64.3 percent at the line.
- ◆ Ard Jr. flirted with a triple-double in the win at LIU, posting 10 points, 11 rebounds and a career-high seven assists. It was his second double-double this year and fourth of his career. He is the first Mountaineer to post 10+ points, 10+ rebounds and 7+ assists in a game since Jeremy Goode just missed a triple double with 18 points, 10 rebounds and nine assists in a win over FDU on January 27, 2007.
- ◆ The senior forward has corralled five or more rebounds in 14 of his 16 games played, has a pair of double-doubles, and has reached double figures in scoring 12 times.

MAAC'S TOP SIXTH MEN IN SCORING
(Started less than 50% of Team's Games)

Name	School	PPG
Devin Dinkins	Manhattan	13.1
Terrell Ard Jr.	Mount	11.4
Jaeden Marshall	Niagara	10.3
Justice Smith	Niagara	10.1
Nyle Ralph-Byer	Sacred Heart	9.0

▶ HOBBS SETS CAREER HIGH

- ◆ Sophomore guard Dallas Hobbs poured in a career high 22 points in the Mount's 79-64 win at Iona. Hobbs, who missed six games due to injury in December and January, returned to the starting lineup at Siena, and is averaging 14.0 points over the past four games.
- ◆ Hobbs is averaging 12.1 points per game while adding 3.7 rebounds and 3.1 assists. He has scored in double figures in 10 of his 16 games played, including five games with 17 or more points.
- ◆ Hobbs had 12 points, six rebounds and five assists for the Mount in the win over Saint Francis, the third time in his career he has recorded 10+ points, 5+ rebounds and 5+ assists in the same game.
- ◆ Hobbs scored 21 points in the Mount's loss at Maryland on Nov. 8. He hit all five of his three-point shots in the game, the third 20-point effort of his career.
- ◆ Hobbs went 5-for-5 from three-point range in the loss at Maryland, becoming the fifth Mountaineer all-time to make five or more threes in a game without a miss. Kevin Booth holds the standard, going 7-for-7 against Widener on January

2024-25 Metro Atlantic Athletic Conference Standings

Team	MAAC	Pct.	Overall	Pct.	Home	Away	Neutral	Streak
Marist	9-1	.900	16-3	.842	9-1	7-2	0-0	W3
Quinnipiac	9-2	.818	13-9	.591	8-1	5-8	0-0	L1
Merrimack	9-2	.818	12-10	.545	5-2	7-7	0-1	W1
Mount St. Mary's	6-5	.545	13-9	.591	6-3	7-6	0-0	W2
Iona	6-5	.545	9-13	.409	5-5	3-6	1-2	W1
Sacred Heart	5-5	.500	9-12	.429	5-3	3-8	1-1	W3
Manhattan	5-6	.455	10-10	.500	5-4	5-6	0-0	L1
Siena	5-6	.455	10-12	.455	6-3	3-7	1-2	W1
Fairfield	4-7	.364	8-14	.364	5-4	2-9	1-1	L3
Rider	4-7	.364	8-14	.364	2-6	6-8	0-0	L1
Niagara	3-7	.300	8-13	.381	5-4	1-9	2-0	W1
Saint Peter's	2-8	.200	7-11	.389	2-5	5-6	0-0	L3
Canisius	2-8	.200	2-19	.095	1-9	1-9	0-1	L3

UPCOMING SCHEDULE

Thursday, February 6

Iona at Mount St. Mary's, 7 pm
Rider at Sacred Heart, 7 pm
Niagara at Merrimack, 7 pm
Marist at Fairfield, 7 pm
Canisius at Quinnipiac, 7 pm
Saint Peter's at Siena, 7 pm

Saturday, February 8

Saint Peter's at Manhattan, 2 pm
Niagara at Quinnipiac, 2 pm
Canisius at Merrimack, 3 pm
Sacred Heart at Fairfield, 7 pm
Siena at Rider, 7 pm
Iona at Marist, 7 pm

Wednesday, February 12

Canisius at Niagara, 6:30 pm

Friday, February 14

Mount St. Mary's at Niagara, 6:30 pm
Rider at Iona, 7 pm
Quinnipiac at Sacred Heart, 7 pm
Marist at Siena, 7 pm
Fairfield at Saint Peter's, 7 pm
Merrimack at Manhattan, 7 pm

Sunday, February 16

Mount St. Mary's at Canisius, 1 pm
Siena at Sacred Heart, 12 pm
Marist at Merrimack, 2 pm
Manhattan at Fairfield, 2 pm
Rider at Saint Peter's, 2 pm
Iona at Quinnipiac, 2 pm

Head to Head in 2024-25 Regular Season

HOME	Result	+/-
Canisius	----	
Fairfield	W, 101-94	+7
Iona		
Manhattan	L, 64-74	-10
Marist		
Merrimack	----	
Niagara	W, 68-62	+6
Quinnipiac	L, 91-57	-34
Rider		
Sacred Heart	W, 73-71	+2
Saint Peter's		
Siena		
ROAD	Result	+/-
Canisius		
Fairfield		
Iona	----	
Manhattan	W, 75-66	+9
Marist	L, 50-53	-3
Merrimack	W, 66-58	+8
Niagara		
Quinnipiac		
Rider	L, 60-66	-6
Sacred Heart	----	
Saint Peter's	W, 79-64	+15
Siena	L, 68-82	-14

ALL-TIME TEAM-BY-TEAM vs. the MAAC

Opponent	All-Time	Streak	Home	Road	Neutral	Last Meeting
Canisius	5-2	L2	3-0	1-1	1-1	Mar. 12, 2024 (CAN 77, MSM 61)
Fairfield	2-4	W1	1-2	0-2	1-0	Dec. 8, 2024 (MSM 101, FFD 94)
Iona	2-6	W1	1-1	1-4	0-1	Feb. 25, 2024 (MSM 72, ION 65)
Manhattan	9-13	L1	4-3	4-9	1-1	Jan. 25, 2025 (MAN 74, MSM 64)
Marist	15-8	L1	10-2	5-6	0-0	Dec. 6, 2024 (MAR 53, MSM 50)
Merrimack	7-1	W6	4-0	2-1	1-0	Jan. 31, 2025 (MSM 66, MER 58)
Niagara	3-4	W2	2-2	1-2	0-0	Jan. 5, 2025 (MSM 68, NIA 62)
Quinnipiac	16-16	L1	10-5	5-11	1-0	Jan. 18, 2025 (QU 91, MSM 57)
Rider	13-17	L3	5-7	7-10	1-0	Jan. 16, 2025 (RID 66, MSM 60)
Saint Peter's	4-5	W1	1-2	3-3	0-0	Feb. 2, 2025 (MSM 79, SPU 64)
Sacred Heart	31-15	W1	18-6	12-9	1-0	Jan 12, 2025 (MSM 73, SHU 71)
Siena	2-7	L1	1-3	1-4	0-0	Jan. 24, 2025 (SIE 82, MSM 68)

THE MOUNT'S RECORD WHEN

At home	6-3
On the road	7-6
Neutral Site	0-0
Overtime	2-0
Day Games	7-3
Night Games	6-6
Home MAAC Regular Season	3-2
Away MAAC Regular Season	3-3
Games decided by 1 point	0-0
Games decided by 2-5 points	4-1
Games decided by 6-9 points	6-3
Games decided by 10 points or more	3-5
When outrebounding opponent	10-3
When outrebounded by opponent	3-6
When rebounds equal	0-0
When leading at the half	9-1
When trailing at the half	4-8
When tied at the half	0-0
When playing teams w/ winning record	4-5
When playing teams w/ losing record	8-3
When playing teams w/ .500 record	1-1
When outshooting opponent	11-2
When outshot by opponent	2-7
When tied in shooting w/ opponent	0-0
When team has 30-39 rebounds	6-8
When team has 40-49 rebounds	4-0
When team has 50+ rebounds	1-1
When team shoots below 40%	1-5
When team shoots 40-49.9%	7-4
When team shoots 50% or above	5-0
When Mount makes 5-9 3-pointers	10-6
When Mount makes 10+ 3-pointers	3-1
When a Mount player scores 20+	3-4
When a Mount player scores 30+	0-0
When a Mount player scores 40+	0-0
When a Mount player has 10+ rebounds	5-2
When a Mount player has 10+ assists	1-0
When a Mount player at 5+ steals	0-0
SCORING	
When scoring 80+ points	4-0
When scoring 70-79 points	6-0
When scoring 60-69 points	3-4
When scoring below 60 points	0-5
When opponents score under 60 points	2-1
When opponents score 60-69 points	5-2
When opponents score 70-79 points	4-3
When opponents score 80+ points	2-3
STREAKS	
Coming off a win	6-6
Coming off a loss	6-3
Longest winning streak	W3
Longest losing streak	L4
Current Streak	W2
DAYS OF THE WEEK	
Monday	1-0
Tuesday	0-0
Wednesday	2-1
Thursday	0-2
Friday	2-2
Saturday	4-4
Sunday	4-0

Mount St. Mary's Career Leaders

POINTS		Points
1. Jack Sullivan (1953-57)		2,672
2. Chris McGuthrie (1992-96)		2,297
3. Jack Sullivan (1953-57)		1,872
4. Fred Carter (1966-69)		1,840
5. Mike Cataline (1972-76)		1,838
REBOUNDS		Rebounds
1. Bob Sutor (1965-70)		1,368
2. Sal Angelo (1952-55)		1,334
3. Jack Sullivan (1953-57)		1,216
4. Bill Williams (1954-58)		1,154
5. John O'Reilly (1960-63)		1,113
ASSISTS		Assists
1. Jeremy Goode (2006-10)		603
2. Gregory Harris (1996-00)		529
3. John Moore (1984-88)		471
4. Riley Inge (1993-96)		466
5. Marion Cook (1981-85)		463
STEALS		Steals
1. Paul Edwards (1982-87)		316
2. Jeremy Goode (2006-10)		260
3. Darryle Edwards (1981-85)		226
4. Gregory Harris (1996-00)		205
5. Riley Inge (1993-96)		204
BLOCKS		Blocks
1. Mike Grimes (1984-88)		231
2. Gerben Van Dorpe (1994-98)		195
3. Nana Opoku (2018-22)		194
4. Chris Wray (2014-18)		141
5. Michael Watson (1991-95)		140
GAMES PLAYED		Games Played
1. Malik Jefferson (2018-23)		134
2. Junior Robinson (2014-18)		131
3. Jeremy Goode (2006-10)		128
3. Markus Mitchell (2006-10)		128
3. Taylor Danaher (2012-16)		128
3. Will Miller (2013-17)		128

21, 1989. Dakota Leffew (5-for-5 vs. Siena on 12/3/23), Chris Vann (5-for-5 at James Madison on 11/24/07 and Will Miller (5-for-5 at Norfolk State on 1/3/14).

The Mount's Top Individual 3-Point Shooting

Games Without a Miss		
Name	Opponent	3FGM/3FGA
Kevin Booth	Widener (1/21/89)	7-for-7
Dallas Hobbs	Maryland (11/8/24)	5-for-5
Dakota Leffew	Siena (12/3/23)	5-for-5
Will Miller	Norfolk State (1/13/14)	5-for-5
Chris Vann	James Madison (11/24/07)	5-for-5

► PACHECO FINDING THE RANGE

- ♦ Sophomore Carmelo Pacheco is the Mount's top three-point shooter this season, connecting on 54-of-120(.450) shots from beyond the arc this season. He is fourth in the MAAC in three-point percentage (.450) and third in three-pointers made per game (2.6).
- ♦ Pacheco is averaging 11.3 points over the past 11 games, hitting 34-of-73 (.466) from three-point range. For the season, Pacheco is averaging 9.2 points, scoring in double figures 10 times. He scored a season-high 18 points in the Mount's win at Howard, hitting 6-of-8 from three-point range in that game.

THE STARTING FIVE

Opponent	Guard	Guard	Guard	Forward	Forward	Times Used (Record)	Lineup# (Streak)
NOTRE DAME (Md.)	Pacheco	Hobbs	Lipscomb	Adebayo	Cordilia	1 (1-0)	1(1)
at Maryland	Pacheco	Hobbs	Lipscomb	Adebayo	Cordilia	2 (1-1)	1(2)
at Bucknell	Pacheco	Hobbs	Lipscomb	Adebayo	Ard Jr.	1 (1-0)	2 (1)
SAINT FRANCIS U	Pacheco	Hobbs	Lipscomb	Adebayo	Ard Jr.	2 (2-0)	2 (2)
at Georgetown	Pacheco	Hobbs	Lipscomb	Adebayo	Ard Jr.	3 (2-1)	2 (3)
DELAWARE ST.	Pacheco	Hobbs	Lipscomb	Adebayo	Cordilia	3 (2-1)	1 (1)
at Howard	Pacheco	Hobbs	Lipscomb	Adebayo	Cordilia	4 (3-1)	1 (2)
at Marist	Pacheco	Hobbs	Lipscomb	Adebayo	Cordilia	5 (3-2)	1 (3)
FAIRFIELD	Pacheco	Ervin	Lipscomb	Adebayo	Cordilia	1 (1-0)	3 (1)
LOYOLA	Keyes	Ervin	Lipscomb	Adebayo	Cordilia	1 (0-1)	4 (1)
at LIU	Pacheco	Ervin	Lipscomb	Adebayo	Cordilia	2 (2-0)	3 (1)
at Miami	Pacheco	Ervin	Lipscomb	Adebayo	Cordilia	3 (3-0)	3 (2)
at George Mason	Pacheco	Ervin	Lipscomb	Adebayo	Cordilia	4 (3-1)	3 (3)
NIAGARA	Pacheco	Ervin	Lipscomb	Adebayo	Cordilia	5 (4-1)	3 (4)
at Manhattan	Pacheco	Ervin	Lipscomb	Adebayo	Cordilia	6 (5-1)	3 (5)
SACRED HEART	Pacheco	Ervin	Lipscomb	Adebayo	Cordilia	7 (6-1)	3 (6)
at Rider	Pacheco	Ervin	Lipscomb	Adebayo	Cordilia	8 (6-2)	3 (7)
QUINNIPAC	Pacheco	Keyes	Lipscomb	Adebayo	Cordilia	1 (0-1)	5 (1)
at Siena	Pacheco	Hobbs	Lipscomb	Adebayo	Cordilia	6 (3-3)	1 (1)
MANHATTAN	Pacheco	Hobbs	Lipscomb	Adebayo	Cordilia	7 (3-4)	1 (2)
at Merrimack	Pacheco	Hobbs	Lipscomb	Adebayo	Cordilia	8 (4-4)	1 (3)
at Saint Peter's	Pacheco	Hobbs	Lipscomb	Adebayo	Cordilia	9 (5-4)	1 (4)
IONA							
at Niagara							
at Canisius							
SAINT PETER'S							
RIDER							
at Fairfield							
SIENA							
at Quinnipiac							
MARIST							

- ◆ Pacheco has made four or more three-pointers in a game eight times this season.

▶ HEAD COACH DONNY LIND

- ◆ Mount head coach Donny Lind earned his first career victory in his first game as a head coach in the Mount's 98-62 win over Notre Dame of Maryland. He is the first Mount head coach to post a win in their first game at the Mount since Jim Phelan won his first career game with a 99-84 victory over St. Francis Brooklyn on Dec. 4, 1954.
- ◆ Lind has posted a 13-9 record over his first 22 career games with the Mountaineers, the best start to a career by a Mount head coach since Jim Phelan went 16-3 over his first 16 games in his first season in 1954-55. Phelan, a member of the College Basketball Hall of Fame, went on to win 830 games in 49 seasons at Mount St. Mary's.
- ◆ Named the 23rd head coach in Mount history in April, Lind served as an assistant coach at UNC Greensboro, Radford, the Mount and VCU prior to coming back to the Mount.

▶ DOUBLE-DOUBLES

- ◆ Jedy Cordilia's 12 points and career high 18 rebounds gave the senior his second double-double of the year and the fourth of his career.
- ◆ Xavier Lipscomb posted 10 points and a career-high 13 assists in the Mount's win over Sacred Heart for his first career double-double. He is the fourth Mountaineer to record a double-double this season, joining Dola Adebayo, Jedy Cordilia and Terrell Ard Jr.
- ◆ Adebayo recorded 10 points and 11 rebounds in the Mount's win at Miami (Fla.), his second double-double of the season and his career. Earlier this year, he registered his first career double-double with 10 points and a career high 13 rebounds in the Mount's 66-58 win over Saint Francis.
- ◆ Jedy Cordilia (14 points, 11 rebounds) and Terrell Ard Jr. (12 points, 14 rebounds) each finished with a double-double for the Mountaineers in the season opening win over Notre Dame of Maryland. It was the first time the Mount had a pair of double-doubles in the same game since Feb. 21, 2021 when Damian Chong Qui (14 points, 11 rebounds) and Mezie Offurum (22 points, 13 rebounds) achieved the feat.
- ◆ Ard Jr. tallied 10 points, 11 rebounds and seven assists in the win at LIU, notching his second double-double this season and the fourth of his career. He finished with 14 rebounds in the win over Notre Dame of Maryland, tied for the most rebounds in a season opener by a Mountaineer in the Mount's Division I era (since 1988-89). Michael Watson had 14 rebounds against Central Connecticut in the season opener on December 3, 1993.

▶ FREE THROWS BIG IN WINS AT HOWARD, LIU

- ◆ Mount St. Mary's went 29-for-30 (.967) at the foul line in

the win over Howard on November 30. The Mount its first free throw attempt in the game, and proceeded to make its final 29 tosses at the foul line, including a 24-for-24 mark in the second half.

- ◆ The Mount's effort at the foul line was also a program single-game record for free throw percentage with a minimum of 15 attempts, besting the old mark of .963 (26-of-27) set against Bryant on Feb. 14, 2013. The Mount has been perfect at the line four times in program history, topped by a 12-for-12 performance against Manhattan on Nov. 21, 2000.
- ◆ Mount St. Mary's went 31-for-41 (.756) at the foul line in the victory. The 41 free throw attempts were the most in a game since going 25-for-41 against Morgan State on Nov. 25, 2018. The 31 made free throws were the most since the Mount went 31-for-40 in an NEC Quarterfinal win over St. Francis Brooklyn on March 5, 2014.

Top Single Game Free Throw Marks at the Mount

Date	Opponent	(Min. 15 Free Throw Attempts)	FT-FTA (Pct.)
11-30-2024	at Howard		29-30 (.967)
2-14-2013	Bryant		26-27 (.963)
2-1-1975	at Baltimore		20-21 (.952)
2-21-2013	LIU		20-21 (.952)
1-31-2015	at Sacred Heart		19-20 (.950)

▶ MOUNT HITS CENTURY MARK

- ◆ Mount St. Mary's topped the century mark in a 101-94 home win over Fairfield on December 8. It is the 11th time since the Mountaineers moved to NCAA Division I in 1988-89 that the team has reached 100 points.
- ◆ It is the first time the Mount has scored 100 points since a 117-62 win over Washington (Md.) on Nov. 11, 2021, at Knott Arena. The last time the Mount scored 100 points or more points against an NCAA Division I opponent was a 104-84 win at Norfolk State on Jan. 3, 2014. The last time the Mountaineers scored 100 or more points at home against a Division I opponent at home was a 103-86 win over LIU on Jan. 14, 1995.

100-Point Games in the Mount's D1 Era (since 1988-89)

Date	Opponent	Result
Dec. 8, 2024	Fairfield	W, 101-94
Nov. 11, 2021	Washington (Md.)	W, 117-62
Jan. 3, 2014	at Norfolk St.	W, 104-84
Mar. 2, 2013	at FDU	W, 103-82
Jan. 14, 1995	LIU	W, 103-86
Feb. 2, 1994	Marist	W, 113-91
Jan. 15, 1994	LIU	W, 110-92
Feb. 4, 1991	LIU	W, 109-98
Dec. 8, 1990	at NC State	L, 104-114
Jan. 25, 1990	at Marist	W, 100-89
Jan. 31, 1989	at Wright State	W, 102-100

▶ MAAC PRESEASON POLL

- ◆ Mount St. Mary's was picked to finish in 11th place in the annual Metro Atlantic Athletic Conference Preseason Coaches Poll.
- ◆ Quinnipiac was tabbed as the league favorite collecting 11 first-place votes and 166 points. Marist was picked second with 144 points, followed by Iona (139), Fairfield (119), Saint Peter's (118), Merrimack (112), Rider (99), Niagara (66), Siena (54), Manhattan (49), Mount St. Mary's (42), Canisius (38) and Sacred Heart (37).
- ◆ Dola Adebayo was named to the Preseason All-MAAC Third Team. He was joined on the Third Team by Clarence Rupert (Iona), Jaden Winston (Manhattan), Tanner Thomas (Sacred Heart), Marcus Randolph (Saint Peter's) and Mohammed Sow (Saint Peter's). Quinnipiac's Amarri Monroe was named the MAAC Preseason Player of the Year.

2024-25 MAAC PRESEASON POLL

1.	Quinnipiac.....	166 (11)
2.	Marist.....	144 (1)
3.	Iona.....	139
4.	Fairfield.....	119 (1)
5.	Saint Peter's.....	118
6.	Merrimack.....	112
7.	Rider.....	99
8.	Niagara.....	66
9.	Siena.....	54
10.	Manhattan.....	49
11.	Mount St. Mary's.....	42
12.	Canisius.....	38
13.	Sacred Heart.....	37

First Place votes in ().

▶ OPENING GAME TIDBITS

- ◆ The Mount's 98-62 win over Notre Dame of Maryland at Knott Arena on Monday night was the first time in 26 years that Mount St. Mary's opened the season at home, dating back to a 92-88 overtime win over LaSalle on Nov. 14, 1998.
- ◆ The 36-point win was the Mount's largest margin of victory since a 98-59 win over Sacred Heart on January 21, 2022. The 98 points scored are the most in a game since that 98-point effort against Sacred Heart as well.
- ◆ The Mount is now 59-57 all-time in season openers. This last time the Mount opened with a win in the season opener was a 62-55 victory at Morgan State on Nov. 25, 2020.

▶ CHANGES IN THE MAAC

- ◆ The Metro Atlantic Athletic Conference welcomed two new members this past April to bring the membership to the league to 13 teams. The newcomers are former Northeast Conference schools Merrimack and Sacred Heart.
- ◆ With the new additions, the MAAC announced a new for-

mat for the 2025 Hercules Tires MAAC Men's and Women's Basketball Championships at historic Jim Whelan Boardwalk Hall in Atlantic City, New Jersey. Beginning in 2025, the MAAC basketball championship field will feature the league's top-10 teams.

- ◆ This marks the first time in the league's 44-year history that the championship will not include every conference team. The championship will once again run from Tuesday through Saturday, with this year's games being played March 11-15, 2025.

- ◆ With the new championship field format, competition will commence with the first round on Tuesday with two games each for both the men's and women's for a total of four contests, which is amended from the six total games that were played in the previous format dating back to 2014. First round games will put the No. 8 seed against the No. 9 seed and the No. 7 seed against the No. 10 seed.

- ◆ In addition to the changes in the MAAC Tournament, the regular season schedule was kept at 20 games. Each team will play eight opponents twice in a home-and-home series (16 games). The remaining four contests on each team's schedule will be single games against the remaining four opponents, featuring two home contests and two road contests.

THE MOUNT BECOMES A FOOTBALL SCHOOL

- ◆ Mount St. Mary's announced women's flag football as a its 26th varsity sport, becoming the second Division I school in the country to add the sport. The Mountaineers have selected Sandi James, who plays professional tackle football for the DC Divas, to lead the program.

- ◆ At the interscholastic level, the game is evolving into a readily available option for high school athletes. Frederick County, which the Mount is located in, has been a pioneer for the sport, with all ten schools now fielding a varsity and JV roster. Other Maryland jurisdictions joined in, including all 25 schools in Montgomery County, a dozen in Baltimore City, and six from Washington County. Earlier this year, Pennsylvania agreed to sanction the sport as well, becoming the 13th state to add the sport. According to the National Federation of State High School Associations (NFHS), 42,955 girls participated in flag football during the 2023-2024 school year, more than double from the year before.

THE LAST TIME IT HAPPENED...

SCORING

A Player Scored 40 Points: Sam Prescott (44) vs. Bryant (2/14/13)

A Player Scored 35 Points: Junior Robinson (39) vs. Loyola (12/2/17)

A Player Scored 30 Points: Dakota Leffew (34) at Marist (2/2/24)

A Player Scored 25 Points: De'Shayne Montgomery (26) vs. Canisius (3/12/24)

A Player Scored 20 Points: Dallas Hobbs (22) at Saint Peter's (2/2/25)

Two players with 20+ points same game: De'Shayne Montgomery (26) and Dakota Leffew (23) vs. Canisius (3-12-24)

A Player Scored at Least 30 Points in Back-to-Back Games:

Chris McGuthrie, 32 at Loyola (12/16/95) and 37 at Georgia Tech (12/18/95)

Five Players Scored in Double Figures in a Game: Carmelo Pacheco (14), Jedy Cordilla (12)

Arlandus Keyes (11), Terrell Ard Jr. (11), Xavier Lipscomb (10) vs. Niagara (1/5/24)

Five Players Scored in Double Figures in Back-to-Back Games:

at Bucknell (11/13/24) and vs. Saint Francis U (11/16/24)

Six Players Scored in Double Figures in a Game: Jedy Cordilla (21), Dola Adebayo (15),

Dallas Hobbs (14), Javon Ervin (14), Xavier Lipscomb (12), Arlandus Keyes (11) vs. Fairfield (12/8/24)

Leading Scorer off the Bench: Terrell Ard Jr. (18) at Manhattan (1/10/25)

REBOUNDING

A Player Had 10+ Rebounds: Jedy Cordilla (18) at Merrimack (1/31/25)

A Player Had 11+ Rebounds: Jedy Cordilla (18) at Merrimack (1/31/25)

A Player Had 12+ Rebounds: Jedy Cordilla (18) at Merrimack (1/31/25)

A Player Had 13+ Rebounds: Jedy Cordilla (18) at Merrimack (1/31/25)

A Player Had 14+ Rebounds: Jedy Cordilla (18) at Merrimack (1/31/25)

A Player Had 15+ Rebounds: Jedy Cordilla (18) at Merrimack (1/31/25)

A Player Had 16+ Rebounds: Jedy Cordilla (18) at Merrimack (1/31/25)

A Player Had 17+ Rebounds: Jedy Cordilla (18) at Merrimack (1/31/25)

A Player Had 18+ Rebounds: Jedy Cordilla (18) at Merrimack (1/31/25)

A Player Had 20+ Rebounds: Malik Jefferson (20) at American (12/18/18)

A Player Had 25+ Rebounds: Bob Sutor (29) vs. Towson (12/15/69)

Two Players Had Double-Figure Rebounds in the Same Game: Terrell Ard Jr (14) and Jedy Cordilla (11) vs. Notre Dame of Maryland (11/4/24)

ASSISTS

A Player Had 10+ Assists in a Game: Xavier Lipscomb (13) vs. Sacred Heart (1/12/25)

A Player Had 11+ Assists in a Game: IXavier Lipscomb (13) vs. Sacred Heart (1/12/25)

A Player Had 12+ Assists in a Game: Xavier Lipscomb (13) vs. Sacred Heart (1/12/25)

A Player Had 13+ Assists in a Game: Xavier Lipscomb (13) vs. Sacred Heart (1/12/25)

A Player Had 14+ Assists in a Game: Riley Inge (15) vs. Robert Morris (1/8/94)

A Player Had 15+ Assists in a Game: Riley Inge (15) vs. Robert Morris (1/8/94)

Two Players with Double-Figure Assists in the Same Game:

Riley Inge (11) and Chris McGuthrie (10) at St. Francis (NY) (2/11/95)

BLOCKS

A Player Had 5+ Blocks in a Game: Nana Opoku (5) vs. Morgan State (12/18/21)

A Player Had 6+ Blocks in a Game: Nana Opoku (6) vs. Sacred Heart (1/30/21)

A Player Had 7+ Blocks in a Game: Nana Opoku (9) vs. Saint Francis U (2/2/19)

A Player Had 8+ Blocks in a Game: Nana Opoku (9) vs. Saint Francis U (2/2/19)

A Player Had 9+ Blocks in a Game: Nana Opoku (9) vs. Saint Francis U (2/2/19)

A Player Had 10+ Blocks in a Game: Gerben Van Dorpe vs. Rider (1/11/96)

STEALS

A Player Had 5+ Steals in a Game: De'Shayne Montgomery (5) at Manhattan (12/1/23)

A Player Had 6+ Steals in a Game: Mezie Offurum (6) at CCSU (1/21/21)

A Player Had 7+ Steals in a Game: Jeremy Goode (7), vs. Loyola (12/1/07)

A Player Had 8+ Steals in a Game: Riley Inge (9) at St. Francis (N.Y.) (1/13/96)

A Player Had 9+ Steals in a Game: Riley Inge (9) at St. Francis (N.Y.) (1/13/96)

A Player Had 10+ Steals in a Game: Durrelle Lewis (10) vs. Glassboro State (12/28/79)

DOUBLE-DOUBLES

A Player Had a Double-Double in Points and Rebounds: Jedy Cordilla (12 points, 18 rebounds) at Merrimack (1/31/25)

A Player Had a Double-Double in Points and Assists: Xavier Lipscomb (10 points, 13 assists) vs. Sacred Heart (1/12/25)

Two Players Had Double-Doubles in the Same Game: Terrell Ard Jr. (12 points, 14 rebounds) and Jedy Cordilla (14 points, 11 rebounds) vs. Notre Dame of Maryland (11/4/24)

A Player Had Back-to-Back Double-Doubles: Malik Jefferson vs. Saint Francis U (10 points, 12 rebounds on 2/25/21), Wagner (10 points, 10 rebounds on 3/6/21) and at Bryant (10 points, 15 rebounds on 3/9/21)

MINUTES PLAYED

Played all 40 mins. (reg.): Joshua Reaves (40) vs. Iona (2/25/24)

Played 50+ mins.: Chris Vann (53) and Jeremy Goode (50), at Long Island (1/4/07)

Played 55+ mins.: Landy Thompson (55) at Central Connecticut (2/2/04)

Played 60+ mins.: Dave Samuels (60), Dick Talley (60), Ed Pfeiffer (60), Dave Maloney (60) vs. Albright (3/9/1962)

TEAM STATISTICS

Scored 100+ points

at Home: Mount 101, Fairfield 94 (12/8/24)

on Road: Mount 103, Norfolk State 84 (1/3/14)

at Neutral Site: Mount 110, East Stroudsburg 90 (1/24/86)

Scored 90+ points: Mount 101, Fairfield 94 (12/8/24)

Allowed 100+ points

at Home: Wagner 109, Mount 99 (1/22/00)

on Road: NC State 105, Mount 55 (11/6/18)

at Neutral Site: North Carolina 113, Mount 74 (3/21/08)

Allowed 90+ points: Mount 101, Fairfield 94 (12/8/24)

Allowed less than 50 points: Mount 80 Siena (48) (12/3/23)

Allowed less than 40 points: Mount 51, Loyola 34 (12/10/22)

Most Points Scored in a Half (Division I Era):

1st Half: 61, vs. Washington (Md.) (11/11/21), 1st Half, Final: MSM 117, WC 62

2nd Half: 63, vs. Marist (2/24/94), 2nd half, Final: MSM 113, Marist 51

Fewest Points Scored in a Half (Division I Era):

1st Half: 11, at Virginia Tech (1/2/11); Final: Virginia Tech 99, Mount 34

1st Half: 11, vs. Maryland Eastern Shore (11/19/14); Final: MDES 53, Mount 41

2nd Half: 15, at Savannah State (12/22/11); Final: Savannah State 45, Mount 41

2nd Half: 15, Wagner (2/16/21); Final: Wagner 61, Mount 39

Fewest Points Allowed in a Half (Division I Era)

1st Half: 10, Columbia (12/9/1997); Mount 69, Columbia 42 (Halftime Score: 31-10)

1st Half: 10, Loyola (12/10/22); Mount 51, Loyola 34 (Halftime Score: 24-10)

1st Half: 13, at Robert Morris (1/14/2016); Mount 76, Robert Morris 52

2nd Half: 13, McDaniel (11/15/22); Mount 60, McDaniel 38

Shot 60 percent or better: 60.3 (35-of-58) vs. Fairfield (3/9/24)

Shot 50 percent or better: 51.9 (27-of-52) at Saint Peter's (2/2/25)

Blocked 10 shots: 10 at Bryant (3/9/21)

Had 5 or fewer turnovers: 5 vs. Fairfield (12/8/24)

Forced 20 turnovers: 20 vs. Notre Dame of Maryland (11/4/24)

Won by 30+ points: Mount 98, Notre Dame of Maryland 62 (11/4/24)

Won by 40+ points: Mount 80, Widener 33 (1/21/88)

Won by 50+ points: Mount 117, Washington (Md.) 62 (11/11/21)

Won 5 in a row: Jan. 17, 2022 thru Feb. 3, 2022 (6 games)

Won 10 in a row: Jan. 28, 2010 thru Mar. 7, 2010 (11 Games)

Won 15 in a row: Jan. 20, 1996 thru Mar. 1, 1996 (15 Games)

Won 20 in a row: Feb. 12, 1957 thru Mar. 13, 1957 (21 games)

TOP COMEBACKS IN A WIN UNDER DONNY LIND

Deficit	Score	Time	Half	Final Score	Margin	Opponent	Date
15	54-39	15:36	2H	93-89 (2ot)	+4	at Bucknell	11-13-24
11	39-28	17:42	2H	68-62	+6	Niagara	1-5-24
10	42-32	16:36	2H	78-74 (ot)	+4	at Miami (Fla.)	12-21-24

TOP DEFICITS OVERCOME UNDER DONNY LIND

Deficit	Score	Time	Half	Final Score	Margin	Opponent	Date
15	54-39	15:36	2H	93-89 (2ot)	+4	Bucknell	11-13-24
11	39-28	17:42	2H	68-62	+6	Niagara	1-5-24
10	42-32	16:36	2H	78-74 (ot)	+4	at Miami (Fla.)	12-21-24

TOP COMEBACKS IN A WIN (NCAA DIVISION I ERA)

Deficit	Score	Time	Half	Final Score	Margin	Opponent	Date
21	25-4	6:13	1st	61-54	+7	at Long Island	1-17-15
19	56-37	9:15	2nd	72-71	+1	St. Francis Brooklyn	3-5-14
18	36-18	1:31	1st	73-71	+2	at St. Francis Brooklyn	3-2-19
18	32-14	1:00	1st	61-59	+2	Monmouth	1-15-97
17	39-22	18:22	2nd	74-70ot	+4	at Robert Morris	11-19-21
17	44-27	2:24	1st	81-73	+8	Bucknell	12-8-15

TOP DEFICITS OVERCOME (NCAA DIVISION I ERA)

Deficit	Score	Time	Half	Final Score	Margin	Opponent	Date
22	33-11	6:58	1st	75-74	-1	at Manhattan	12-1-23
21	25-4	6:13	1st	61-54	+7	at Long Island	1-17-15
19	21-2	11:32	1st	71-64	-7	vs. Albany	3-18-14
19	56-37	9:15	2nd	72-71	+1	St. Francis Brooklyn	3-5-14
18	36-18	1:31	1st	73-71	+2	at St. Francis Brooklyn	3-2-19
18	32-14	1:00	1st	61-59	+2	Monmouth	1-15-9
17	four times						

NOTES: Since moving to NCAA Division I, the Mount has rallied from a double-digit deficit to take the lead 100 times...The Mountaineers own a 54-46 record in those games.

THE MOUNT BY POSSESSION

GAME	Offense PPP	Defense PPP
NOTRE DAME (Md.)	1.17	0.84
at Maryland	0.74	1.23
at Bucknell	1.09	1.05
SAINT FRANCIS U	0.97	0.85
at Georgetown	0.73	1.13
DELAWARE ST.	1.17	1.02
at Howard	1.08	1.03
at Marist	0.78	0.83
FAIRFIELD	1.42	1.32
LOYOLA	0.96	1.07
at LIU	1.11	1.00
at Miami	1.00	0.95
at George Mason	0.82	0.94
NIAGARA	0.94	0.86
at Manhattan	1.14	1.00
SACRED HEART	1.07	1.04
at Rider	0.81	0.89
QUINNIPIAC	0.84	1.34
at Siena	1.06	1.28
MANHATTAN	0.98	1.14
at Merrimack	1.08	0.95
at Saint Peter's	1.27	1.03
IONA		
at Niagara		
at Canisius		
SAINT PETER'S		
RIDER		
at Fairfield		
SIENA		
at Quinnipiac		
MARIST		

OVERALL

Mount offensive high - 1.42 vs. Fairfield

Mount offensive low - 0.73 at Georgetown

Mount defensive high - 1.34 vs. Quinnipiac

Mount defensive low - 0.74 vs. Notre Dame of Maryland

MAAC PLAY

Mount offensive high - 1.42 vs. Fairfield

Mount offensive low - 0.78 at Marist

Mount defensive high - 1.34 vs. Quinnipiac

Mount defensive low - 0.83 at Marist

All-Time 20-Point Games

(Since Joining NCAA Division I)

Name	20-Point Games
Chris McGuthrie	50
Junior Robinson	34
Kevin Booth	33
Gregory Harris	28
Landy Thompson	28
Jeremy Goode	21
Rashad Whack	19
Julian Norfleet	19
Dakota Leffew	18
Riley Inge	18
John Miller	16
Chris Vann	15
Jalen Benjamin	13
Jalen Gibbs	11
Vado Morse	10
Elijah Long	10
BK Ashe	10
Michael Watson	10
De'Shayne Montgomery	9
Scott Murphy	8
Mike Tate	8
Gerben Van Dorpe	8
Damian Chong Qui	7
Charles Cook	7
Jean Calou	6
Silas Cheung	6
Jamion Christian	6
Robert Balgac	5
Phil Galvin	5
Jeff Hall	5
Dallas Hobbs	4
Malik Jefferson	4
Sam Prescott	4
Shivaughn Wiggins	4
Pat Atangana	4
Jerry Lloyd	4
Melvin Whitaker	4
Shawn Atupem	4
Miles Wilson	4
Dola Adebayo	3
Jedy Cordilia	3
Joshua Reeves	3
Chris Wiley	3
Gregory Graves	3
Lamar Price	3
Eric Bethel	3
Kiel Butler	3
Chris Cavanaugh	3
Tony Hayden	3
Aaron Herbert	3
Keith Price	3
Alex Watson	3
Terrence Wilson	3
Mezie Offurum	2
Nana Opoku	2
Omar Habwe	2
Jonah Antonio	2
Kelvin Parker	2
Danny Thompson	2
Kelly Beidler	2
Will Holland	2
Mychal Kearse	2
Irv Conwell	2
Dee Barnes	1
Charles Glover	1
Will Miller	1
Chris Martin	1
Andrew Smeathers	1
Raven Barber	1
Koki Adesi	1
Mike Brown	1
Anthony Carr	1
Nick Dodson	1
Newton Gayle	1
Doua John	1
Antonio Johnson	1
Dave Kapaona	1
Angel Rivera	1
Sefton Robinson	1
Konata Springer	1
Chad Stull	1
Larry Townes	1
Cliff Warren	1

All-Time 30-Point Games

(Since Joining NCAA Division I)

Name	30-Point Games
Chris McGuthrie	13
Kevin Booth	7
Landy Thompson	6
Junior Robinson	5
Scott Murphy	2
Dakota Leffew	1
Damian Chong Qui	1
Jalen Gibbs	1
Julian Norfleet	1
Rashad Whack	1
Charles Cook	1
Gregory Harris	1
Riley Inge	1

All-Time 40-Point Games

(Since Joining NCAA Division I)

Name	40-Point Games
Chris McGuthrie	1
Sam Prescott	1

All-Time Double-Doubles

(Since Joining NCAA Division I)


Name	Double-Doubles
Malik Jefferson	17
Michael Watson	15
Mychal Kearse	13
Pat Atangana	13
Nana Opoku	11
Riley Inge	11
Alex Watson	11
Gregory Harris	9
Gregory Graves	8
Kelly Beidler	8
Gerben Van Dorpe	7
Randy Edney	6
Anthony Carr	6
Chris Cavanaugh	6
Chris Wray	5
Melvin Whitaker	5
Tony Hayden	5
Jedy Cordilia	4
Robert Balgac	4
Newton Gayle	4
Chad Stull	4
Terrell Ard Jr.	3
George Tinsley	3
Mezie Offurum	3
Danny Thompson	3
Jeremy Goode	3
Dola Adebayo	2
Damian Chong Qui	2
Junior Robinson	2
Miles Wilson	2
Elijah Long	2
Julian Norfleet	2
Rashad Whack	2
Markus Mitchell	2
Nick Dodson	2
Chris McGuthrie	2
Mike Tate	2
Jeff Hall	2
Xavier Lipscomb	1
De'Shayne Montgomery	1
Dallas Hobbs	1
Jalen Benjamin	1
Omar Habwe	1
Jonah Antonio	1
Donald Carey	1
Mawdo Sallah	1
Taylor Danaher	1
BK Ashe	1
Raven Barber	1
Kelvin Parker	1
Will Holland	1
Sam Atupem	1
Kiel Butler	1
Landy Thompson	1
Jerry Lloyd	1
Angel Rivera	1
Jamion Christian	1
Aaron Herbert	1
Keith Price	1
Terrence Wilson	1
Michael Cook	1
Konata Springer	1
Mike Brown	1
Kevin Booth	1

Starter/Bench Scoring

Game	Total	Starters	Bench
NOTRE DAME (Md.)	98	55	43
at Maryland	52	40	12
at Bucknell	93	60	33
SAINT FRANCIS	66	52	14
at Georgetown	51	34	17
DELAWARE ST.	76	57	19
at Howard	79	57	22
at Marist	50	36	14
FAIRFIELD	101	64	37
LOYOLA	69	48	21
at LIU	80	45	35
at Miami	78	51	27
at George Mason	56	29	27
NIAGARA	68	44	24
at Manhattan	75	48	27
SACRED HEART	73	56	17
at Rider	60	46	14
QUINNIPIAC	57	44	13
at Siena	68	63	5
MANHATTAN	64	51	13
at Merrimack	66	57	9
at Saint Peter's	79	67	12
IONA			
at Niagara			
at Canisius			
SAINT PETER'S			
RIDER			
at Fairfield			
SIENA			
at Quinnipiac			
MARIST			

DUNK SCOREBOARD

Dunks	2024-25	Career
Dola Adebayo	18	38
Jedy Cordilia	7	18
Terrell Ard, Jr.	7	12
Abdou Khadre Kébé	5	5
Dallas Hobbs	1	1
TOTAL	38	



HEAD COACH DONNY LIND

1st Season at Mount St. Mary's; 1st Season Overall ♦ Career Record: 13-9 ♦ Loyola (Md.) (2010)

Mount St. Mary's has chosen Donny Lind as the 23rd head coach in men's basketball program history. An assistant coach at University of North Carolina Greensboro for the past several years, Lind, who has been successful at every stop, brings tremendous energy along with an up-tempo offense and defense.

Lind served on coaching staffs at both Radford and UNCG under head coach Mike Jones. Radford won back-to-back Big South regular season titles in 2018-19 and 2019-20 during his tenure in Virginia. He also helped the Highlanders win the 2017-18 Big South Tournament, leading to a First Four win over LIU Brooklyn for the program's first NCAA Tournament win. Earning high marks at UNCG as well, the Spartans earned the No. 2 seed in the SoCon last year after earning a 21-11 record. Electric from long range, UNCG ranked fourth in the country for three-point percentage, making 39.7 percent of all shots and drilling over 10 shots per game from beyond-the-arc.

Serving as assistant coach and recruiting coordinator for the Mount from 2013 to 2016, Lind was on staff for the 2014 Northeast Conference Championship and helped put many of the pieces together for the team's 2017 run. He worked on both sides of the ball, improving the Mountaineers offense before transitioning to directing the "Mayhem" full court pressure defense. Using a background in basketball analytics, he improved both sides of the ball, producing the top offense in the NEC for the 2013-14 season.

Following the 2019-20 season after Radford went 21-11 with a 15-3 Big South record, Lind was recognized as a Top 50 Impactful Low Major Coach in D1 by Silver Waves Media and a top five assistant coach for the Big South by Jeff Goodman.

Former Mount Head Coach Jamion Christian brought Lind along from Virginia Commonwealth University where he worked as a graduate manager before being elevated to video coordinator. He was part of the Rams' storied run as the team won 84 games, including seven NCAA Tournament games and the team's run to the 2011 Final Four.

Originally hailing from New Knoxville, Ohio, he graduated with an economics degree from Loyola in Baltimore in 2010. He went on to earn his M.Ed in Sports Leadership from VCU while employed there.

Lind returns to Emmitsburg with his wife, Ciara, and his two children, Magnolia and Silas.

The Lind File

Birthdate: December 15, 1986

Hometown: New Knoxville, Ohio

Age: 38

Alma Mater / Year: Loyola (Md.)/2010

Degrees: BA Economics, Business Administration Minor
M.Ed in Sports Leadership (VCU)

High School: Nanuet Senior HS (Nanuet, N.Y.)

COLLEGIATE COACHING EXPERIENCE

Mount St. Mary's

-Head Coach (2024-)

UNC Greensboro (2021-24)

-Assistant Coach

Radford

-Assistant Coach (2016-21)

Mount St. Mary's

-Assistant Coach (2013-16)

VCU

-Video Coordinator (2010-13)



Year-by-Year Coaching Record

School	Year	Record	Conf. Record	Conference Finish	Postseason
Mount St. Mary's	2024-25	13-9 (.591)	6-5 (.545)		
TOTAL		13-9 (.591)	6-5 (.545)		

LIND'S RECORD BY OPPONENT

Bucknell	1-0
Canisius	0-0
Delaware State	1-0
Fairfield	1-0
George Mason	0-1
Georgetown	0-1
Howard	1-0
Iona	0-0
LIU	1-0
Loyola	0-1
Manhattan	1-1
Marist	0-1
Maryland	0-1
Merrimack	1-0
Miami (Fla.)	1-0
Niagara	1-0
Notre Dame of Maryland	1-0
Quinnipiac	0-1
Rider	0-1
Sacred Heart	1-0
Saint Francis	1-0
Saint Peter's	1-0

LIND'S RECORD BY CONFERENCE

ACC	1-0
Atlantic 10	0-1
Big East	0-1
Big 10	0-1
Non Division I	1-0
MEAC	2-0
Metro Atlantic Athletic	6-5
Northeast	2-0
Patriot League	1-1

Did you know...

Mount St. Mary's head coach Donny Lind made a run at the Nathan's Hot Dog Eating Contest, competing in a qualifier in 2008. Lind fell short of the mark, but did eat a respectable 13 hot dogs and buns in 10 minutes. After the event, Lind turned down an offer to train with Eric "Badlands" Booker for the upcoming Philadelphia Wing Bowl.



NCAA TOURNAMENT 1995, 1999, 2008, 2014, 2017, 2021

CARMELO PACHECO

1

Guard | So. | 6-5 | 190
Harrisonburg, Va.
Spotswood | UVA Wise



2025-25 SEASON

◆ Joins the Mount this season after playing at UVA Wise as a freshman...Tallied four points and three assists while starting in his debut in a Mountaineer uniform...Scored 10 points in the Mount's double-overtime win at Bucknell...Recorded 14 points, hitting 4-of-5 from three-point range, in win over Delaware State...Hit six three-pointers while scoring all 18 of his points in the first half of the Mount's win at Howard...Finished the game 6-for-8 from three-point range...Hit 4-of-8 from three-point range en route to 16 points in overtime win at Miami (Fla.)...Scored team-high 14 points in win over Niagara...Scored 14 points in win over Sacred Heart...Had 12 points on 4-of-8 shooting from three-point range in loss at Rider...Hit 5-of-9 from three-point range for 15 points in home loss to Quinnipiac...Had 14 points, hitting 4-of-8 from three-point range, in at Merrimack...Tallied 10 points with season highs of six rebounds and four assists in win at Saint Peter's.

CAREER NOTES

◆ Averaged 12.3 points, 3.1 rebounds and 2.3 assists for UVA Wise as a freshman in 2023-24...Shot 47.5 percent from the field and hit 60-of-138 (.435) three-point attempts...Scored 20 or more points on five occasions, including a pair of 28-point efforts.

2024-25 SEASON HIGHS

Category	Opponent	Date
Pts.....18	at Howard	11-30-24
Reb.....6	at Saint Peter's	2-2-25
FG.....6	at Howard	11-30-24
FGA.....10	at Bucknell	11-13-24
3FG.....6	at Howard	11-30-24
3FGA.....10	at Bucknell	11-13-24
FT.....4	at Manhattan	1-10-25
FTA.....4	at Manhattan	1-10-25
Ass.....4	at Saint Peter's	2-2-25
Stl.....3	Niagara	1-5-24
Blk.....1	vs. three opponents	
Min.....38	at Bucknell	11-13-24

CAREER HIGHS

Category	Opponent	Date
Pts.....28	vs. two opponents	
Reb.....8	Tusculum	2-7-24
FG.....11	at Coker	1-20-24
FGA.....19	at Coker	1-20-24
3FG.....6	vs. two opponents	
3FGA.....10	vs. three opponents	
FT.....4	vs. two opponents	
FTA.....4	vs. three opponents	
Ass.....6	Limestone	2-10-24
Stl.....3	Niagara	1-5-24
Blk.....1	vs. four opponents	
Min.....38	at Bucknell	11-13-24

MISCELLANEOUS

Category	2024-25	Career
10+ points.....	10	24
20+ points.....	0	5
5+ rebounds.....	1	7
10+ rebounds.....	0	0
2+ three-pointers.....	15	31
5+ assists.....	0	3
2+ steals.....	3	6
2+ blocks.....	0	0
Double-Doubles.....	0	0
Leading Scorer.....	3	3
Leading Rebounder.....	1	1
Assists Leader.....	0	0

2024-25 Game-by-Game Statistics

Opponent	Date	MIN	FG-A	3FG-A	FT-A	O-R-D	PF	AST	TO	BLK	STL	PTS
Notre Dame of Maryland	11-4	19	1-4	1-3	1-2	0-0-0	1	3	0	0	1	4
at Maryland	11-8	23	1-2	0-1	0-0	0-1-1	1	0	1	0	0	2
at Bucknell	11-13	38	3-10	3-10	1-2	0-3-3	2	3	0	0	1	10
Saint Francis U	11-16	27	3-9	2-6	0-1	1-1-2	2	0	0	0	0	8
at Georgetown	11-20	19	0-4	0-3	0-0	2-0-2	1	1	0	0	0	0
Delaware St.	11-23	20	4-5	4-5	2-2	2-1-3	1	3	0	0	0	14
at Howard	11-30	32	6-8	6-8	0-0	0-2-2	1	0	0	0	2	18
at Marist	12-6	30	2-3	2-3	0-0	0-0-0	1	0	1	0	1	6
Fairfield	12-8	11	1-2	0-1	0-0	0-0-0	0	1	0	0	0	2
Loyola	12-14	DNP--Injury										
at LIU	12-18	26	2-8	2-7	0-0	0-1-1	1	1	0	0	0	6
at Miami	12-21	34	5-9	4-8	2-2	0-1-1	1	1	0	1	2	16
at George Mason	12-28	28	1-5	1-4	0-0	1-2-3	3	0	0	0	1	3
Niagara	1-5	29	4-9	4-8	2-3	0-2-2	3	1	1	1	3	14
at Manhattan	1-10	26	2-6	1-5	4-4	1-1-2	0	2	0	0	1	9
Sacred Heart	1-12	31	4-8	4-8	2-2	0-0-0	1	0	1	1	0	14
at Rider	1-16	28	4-8	4-8	0-0	0-1-1	0	0	0	0	0	12
Quinnipiac	1-18	27	5-9	5-9	0-0	1-1-2	2	2	1	0	1	15
at Siena	1-23	33	3-7	3-7	0-0	0-2-2	3	2	1	0	1	9
Manhattan	1-25	33	2-4	2-4	2-2	0-2-2	1	1	0	0	0	8
at Merrimack	1-31	34	4-8	4-8	2-4	0-1-1	0	0	1	0	1	14
at Saint Peter's	2-2	34	4-6	2-4	0-0	2-4-6	2	4	0	0	0	10
Iona	2-6											
at Niagara	2-14											
at Canisius	2-16											
Saint Peter's	2-21											
Rider	2-23											
at Fairfield	2-28											
Siena	3-2											
at Quinnipiac	3-6											
Marist	3-8											

CAREER STATISTICS

PACHECO, Carmelo


				Field Goals		3-Point		F-Throws		Rebounds									Scoring	
SEASON	TEAM	GP-GS	MIN/AVG	FG-FGA	FG%	3FG-3FGA	3FG%	FT-FTA	FT%	OFF	DEF	TOT	AVG	PF-FO	A	TO	BLK	STL	PTS	AVG
2023-24	Wise	24-20	748/31.2	107-226	.473	62-142	.437	18-23	.783	17	58	75	3.1	36-1	54	16	2	14	294	12.3
2024-25	MSM	21-21	583/27.8	61-134	.455	54-120	.450	18-24	.750	10	26	36	1.7	27-0	25	7	3	15	194	9.2
TOTAL FOR MSM		21-21	583/27.8	61-134	.455	54-120	.450	18-24	.750	10	26	36	1.7	27-0	25	7	3	15	194	9.2
TOTAL		45-41	1331/29.6	168-360	.467	116-262	.443	36-47	.766	27	84	111	2.5	63-1	79	23	5	29	488	10.8

ARLANDUS KEYES 2

Guard | Fr. | 6-2 | 173

Florissant, Mo.

Abeka Academy | Ellsworth C.C.



2024-25 SEASON

◆ In his first season with the Mountaineers after playing two years at Ellsworth Community College...Had six points and four assists in his Mount debut against Notre Dame of Maryland...Scored season high 11 points in the Mount's win over Fairfield...Made first start at the Mount against Loyola, finishing with eight points and five assists...Had nine points and three steals in win at LIU...Had 11 points, six rebounds, four assists and a pair of steals in win over Niagara...Had eight points, four rebounds and four assists at Rider...Started in the Mount's home loss to Quinnipiac, finishing with 10 points, a season-high eight rebounds and five assists.

CAREER NOTES

◆ Played two seasons at Ellsworth Community College... Averaged 12.7 points, 4.1 rebounds and 3.9 assists in 2023-24...Had seven games with 20 or more points, topped by a 29-point game while shooting 64-for-176 (.364) from beyond the three-point arc...In 2022-23, averaged 8.6 points, 3.3 rebounds and 1.7 assists.

2024-25 SEASON HIGHS

Category	Opponent	Date
Pts.....11	vs. two opponents	
Reb.....8	Quinnipiac	1-18-25
FG.....4	vs. two opponents	
FGA.....10	Quinnipiac	1-18-25
3FG.....3	vs four opponents	
3FGA.....7	Quinnipiac	1-18-25
FT.....4	at LIU	12-18-24
FTA.....4	at LIU	12-18-24
Ast.....5	vs. three opponents	
Stl.....3	vs. three opponents	
Blk.....1	vs. three opponents	
Min.....28	Loyola	12-14-24

CAREER HIGHS

Category	Opponent	Date
Pts.....11	vs. two opponents	
Reb.....8	Quinnipiac	1-18-25
FG.....4	vs. two opponents	
FGA.....10	Quinnipiac	1-18-25
3FG.....3	vs four opponents	
3FGA.....7	Quinnipiac	1-18-25
FT.....4	at LIU	12-18-24
FTA.....4	at LIU	12-18-24
Ast.....5	vs. three opponents	
Stl.....3	vs. three opponents	
Blk.....1	vs. three opponents	
Min.....28	Loyola	12-14-24

MISCELLANEOUS

Category	2024-25	Career
10+ points.....	3	3
20+ points.....	0	0
5+ rebounds.....	4	4
10+ rebounds.....	0	0
2+ three-pointers.....	5	5
5+ assists.....	3	3
2+ steals.....	5	5
2+ blocks.....	0	0
Double-Doubles.....	0	0
Leading Scorer.....	0	0
Leading Rebounder.....	2	2
Assists Leader.....	5	5

2024-25 Game-by-Game Statistics

Opponent	Date	MIN	FG-A	3FG-A	FT-A	O-R-D	PF	AST	TO	BLK	STL	PTS
Notre Dame of Maryland	11-4	15	1-3	1-3	3-3	0-1-1	2	4	3	0	1	6
at Maryland	11-8	7	0-2	0-0	0-0	0-1-1	1	0	2	0	0	0
at Bucknell	11-13	17	1-5	0-3	0-0	0-3-3	2	4	1	0	1	2
Saint Francis U	11-16	19	2-6	0-3	0-2	0-2-2	1	0	0	0	3	4
at Georgetown	11-20	16	1-8	1-3	0-0	0-1-1	1	0	0	0	0	3
Delaware St.	11-23	12	0-2	0-2	0-0	0-1-1	0	2	1	1	1	0
at Howard	11-30	DNP-Injury										
at Marist	12-6	4	0-0	0-0	0-0	0-0-0	0	0	0	0	0	0
Fairfield	12-8	15	4-7	3-5	0-0	0-2-2	2	1	1	0	0	11
Loyola	12-14	28	3-7	0-3	2-2	2-1-3	1	5	4	0	3	8
at LIU	12-18	17	2-7	1-5	4-4	1-3-4	1	1	2	0	3	9
at Miami	12-21	14	2-7	0-3	0-0	0-0-0	2	1	3	0	2	4
at George Mason	12-28	17	3-7	1-5	0-0	0-3-3	2	0	1	0	0	7
Niagara	1-5	21	3-5	3-3	2-2	0-6-6	3	4	3	0	2	11
at Manhattan	1-10	20	1-5	1-3	0-0	1-3-4	0	5	1	1	0	3
Sacred Heart	1-12	20	3-6	3-5	0-0	0-5-5	1	1	3	1	1	9
at Rider	1-16	22	3-6	1-4	1-1	0-4-4	5	4	4	0	0	8
Quinnipiac	1-18	23	4-10	2-7	0-0	1-7-8	0	5	2	0	1	10
at Siena	1-23	9	1-5	1-5	2-2	0-2-2	1	2	0	0	1	5
Manhattan	1-25	16	2-7	0-3	1-2	0-2-2	1	3	0	0	0	5
at Merrimack	1-31	20	3-4	3-4	0-0	0-2-2	3	1	2	0	1	9
at Saint Peter's	2-2	20	2-5	2-4	1-2	0-6-6	0	2	1	0	1	7
Iona	2-6											
at Niagara	2-14											
at Canisius	2-16											
Saint Peter's	2-21											
Rider	2-23											
at Fairfield	2-28											
Siena	3-2											
at Quinnipiac	3-6											
Marist	3-8											

CAREER STATISTICS

KEYES, Arlandus

				Field Goals		3-Point		F-Throws		Rebounds									Scoring	
SEASON	TEAM	GP-GS	MIN/AVG	FG-FGA	FG%	3FG-3FGA	3FG%	FT-FTA	FT%	OFF	DEF	TOT	AVG	PF-FO	A	TO	BLK	STL	PTS	AVG
2024-25	MSM	21-2	353/16.8	41-114	.360	23-73	.315	16-20	.800	5	55	60	2.9	29-1	45	34	3	21	121	5.8
TOTAL		21-2	353/16.8	41-114	.360	23-73	.315	16-20	.800	5	55	60	2.9	29-1	45	34	3	21	121	5.8

JONATHAN OGUNFUYE

3

Forward | R-Fr. | 6-7 | 190
Houston, Texas
Spire Academy



2024-25 SEASON HIGHS		
Category	Opponent	Date
Pts.....2	vs. two opponents	
Reb.....3	Notre Dame Md.	11-4-24
FG.....1	vs. two opponents	
FGA.....1	vs. two opponents	
3FG.....		
3FGA.....		
FT.....		
FTA.....		
Ast.....		
Stl.....		
Blk.....		
Min.....4	Notre Dame Md.	11-4-24

CAREER HIGHS		
Category	Opponent	Date
Pts.....2	vs. two opponents	
Reb.....3	Notre Dame Md.	11-4-24
FG.....1	vs. two opponents	
FGA.....1	vs. two opponents	
3FG.....		
3FGA.....		
FT.....		
FTA.....		
Ast.....		
Stl.....		
Blk.....		
Min.....4	Notre Dame Md.	11-4-24

MISCELLANEOUS		
Category	2024-25	Career
10+ points.....	0	0
20+ points.....	0	0
5+ rebounds.....	0	0
10+ rebounds.....	0	0
2+ three-pointers.....	0	0
5+ assists.....	0	0
2+ steals.....	0	0
2+ blocks.....	0	0
Double-Doubles.....	0	0
Leading Scorer.....	0	0
Leading Rebounder.....	0	0
Assists Leader.....	0	0

2024-25 SEASON

♦ Had two points and three rebounds in four minutes of action in his collegiate debut against Notre Dame of Maryland.

CAREER NOTES

♦ Played at Spire Academy in his final season of high school.

2024-25 Game-by-Game Statistics

Opponent	Date	MIN	FG-A	3FG-A	FT-A	O-R-D	PF	AST	TO	BLK	STL	PTS
Notre Dame of Maryland	11-4	4	1-1	0-0	0-0	2-1-3	0	0	1	0	0	2
at Maryland	11-8	2	1-1	0-0	0-0	0-0-0	0	0	0	0	0	2
at Bucknell	11-13	DNP	Coaches Decision									
Saint Francis U	11-16	DNP	Coaches Decision									
at Georgetown	11-20	DNP	Coaches Decision									
Delaware St.	11-23	DNP	Coaches Decision									
at Howard	11-30	DNP	Coaches Decision									
at Marist	12-6	DNP	Coaches Decision									
Fairfield	12-8	DNP	Coaches Decision									
Loyola	12-14	DNP	Coaches Decision									
at LIU	12-18	DNP	Coaches Decision									
at Miami	12-21	DNP	Coaches Decision									
at George Mason	12-28	DNP	Coaches Decision									
Niagara	1-5	DNP	Coaches Decision									
at Manhattan	1-10	DNP	Coaches Decision									
Sacred Heart	1-12	DNP	Coaches Decision									
at Rider	1-16	DNP	Coaches Decision									
Quinnipiac	1-18	1	0-0	0-0	0-0	0-0-0	0	0	0	0	0	0
at Siena	1-23	DNP	Coaches Decision									
Manhattan	1-25	DNP	Coaches Decision									
at Merrimack	1-31	DNP	Coaches Decision									
at Saint Peter's	2-2	DNP	Coaches Decision									
Iona	2-6											
at Niagara	2-14											
at Canisius	2-16											
Saint Peter's	2-21											
Rider	2-23											
at Fairfield	2-28											
Siena	3-2											
at Quinnipiac	3-6											
Marist	3-8											

CAREER STATISTICS

OGUNFUYE, Jonathan

				Field Goals		3-Point		F-Throws		Rebounds									Scoring	
SEASON	TEAM	GP-GS	MIN/AVG	FG-FGA	FG%	3FG-3FGA	3FG%	FT-FTA	FT%	OFF	DEF	TOT	AVG	PF-FO	A	TO	BLK	STL	PTS	AVG
2024-25	MSM	3-0	7/2.5	2-2	1.000	0-0	.000	0-0	.000	2	1	3	1.0	0-0	0	1	0	0	4	1.3
TOTAL		3-0	7/2.5	2-2	1.000	0-0	.000	0-0	.000	2	1	3	1.0	0-0	0	1	0	0	4	1.3



Forward | R-Jr. | 6-8 | 190
Ocala, Fla.
Canterbury School



2024-25 SEASON HIGHS		
Category	Opponent	Date
Pts.....21	vs. two opponents	
Reb.....13	Saint Francis	11-16-24
FG.....7	vs. five opponents	
FGA.....15	Sacred Heart	1-12-25
3FG.....2	vs. two opponents	
3FGA.....5	vs. two opponents	
FT.....6	vs. five opponents	
FTA.....10	vs. two opponents	
Ast.....5	Fairfield	12-8-24
Stl.....2	vs. four opponents	
Blk.....4	vs. two opponents	
Min.....35	at Miami	12-21-24

CAREER HIGHS		
Category	Opponent	Date
Pts.....21	vs. two opponents	
Reb.....13	Saint Francis	11-16-24
FG.....7	vs. six opponents	
FGA.....15	Sacred Heart	1-12-25
3FG.....2	vs. three opponents	
3FGA.....5	vs. two opponents	
FT.....6	vs. five opponents	
FTA.....10	vs. two opponents	
Ast.....5	Fairfield	12-8-24
Stl.....3	vs. two opponents	
Blk.....4	vs. three opponents	
Min.....35	at Miami	12-21-24

MISCELLANEOUS		
Category	2024-25	Career
10+ points.....	19	27
20+ points.....	3	3
5+ rebounds.....	17	32
10+ rebounds.....	2	3
2+ three-pointers.....	2	3
5+ assists.....	1	1
2+ steals.....	4	11
2+ blocks.....	4	12
Double-Doubles.....	2	2
Leading Scorer.....	9	11
Leading Rebounder.....	6	12
Assists Leader.....	2	4

2024-25 SEASON

◆ Named to Third Team Preseason All-Metro Atlantic Athletic Conference...Had 16 points and seven boards in season-opening win over Notre Dame of Maryland...Had 11 points and five boards at Maryland...Had 10 points and a career-high 13 rebounds in 66-58 win over Saint Francis...Recorded 16 points while adding seven rebounds in win over Delaware State...Recorded 15 points, nine rebounds, a career high five assists and four blocks in home win over Fairfield...Had 14 points and five rebounds in the Mount's loss to Loyola...Scored team-high 16 points in the Mount's win at LIU...Notched double-double with 10 points and 11 rebounds in overtime win at Miami...Hit game-winning shot at the buzzer in 73-71 win over Sacred Heart...Had 15 points and seven boards in the game...Scored career-high 21 points in the Mount's 66-60 loss at Rider...Matched career high with 21 points in loss at Siena...Led the Mount with 20 points in loss to Manhattan...Had team-high 16 point at Merrimack...Had 14 points and eight boards in win at Saint Peter's.

CAREER NOTES

◆ Averaged 6.7 points and 4.5 rebounds last season while starting 13 of 32 games...Shot 51.9 percent from the floor and led the team with 28 blocked shots.

2024-25 Game-by-Game Statistics

Opponent	Date	MIN	FG-A	3FG-A	FT-A	O-R-D	PF	AST	TO	BLK	STL	PTS
Notre Dame of Maryland	11-4	19	5-7	0-1	6-8	1-6-7	3	1	1	1	1	16
at Maryland	11-8	29	4-7	0-1	3-4	0-5-5	4	1	2	1	0	11
at Bucknell	11-13	28	3-5	0-1	0-2	4-3-7	5	1	3	0	0	6
Saint Francis U	11-16	30	2-8	0-1	6-7	5-8-13	2	0	3	4	1	10
at Georgetown	11-20	23	4-11	0-2	2-2	3-3-6	3	0	2	1	0	10
Delaware St.	11-23	22	5-10	1-3	5-5	4-3-7	1	0	1	1	0	16
at Howard	11-30	27	3-4	1-1	4-4	1-2-3	3	0	1	0	1	11
at Marist	12-6	22	3-5	0-1	1-2	0-4-4	2	1	4	0	1	7
Fairfield	12-8	28	5-7	1-2	4-4	4-5-9	2	5	0	4	0	15
Loyola	12-14	29	5-10	1-2	3-4	2-3-5	5	1	2	0	2	14
at LIU	12-18	30	5-11	2-3	4-5	4-1-5	4	1	2	1	2	16
at Miami	12-21	35	5-11	0-1	0-0	1-10-11	0	1	3	1	1	10
at George Mason	12-28	27	5-13	0-3	3-5	3-4-7	2	0	0	1	1	13
Niagara	1-5	28	2-4	0-1	0-0	0-2-2	2	4	3	0	2	4
at Manhattan	1-10	25	4-10	1-3	4-6	0-3-3	1	1	1	2	0	13
Sacred Heart	1-12	30	7-15	1-5	0-0	1-6-7	2	2	2	0	1	15
at Rider	1-16	32	7-12	1-3	6-10	4-3-7	3	0	5	0	1	21
Quinnipiac	1-18	27	4-9	1-1	3-4	3-1-4	1	1	2	1	1	12
at Siena	1-23	30	7-9	1-1	6-10	1-4-5	5	0	1	1	0	21
Manhattan	1-25	32	7-14	2-5	4-6	4-3-7	5	1	2	1	0	20
at Merrimack	1-31	29	7-11	0-0	2-2	2-3-5	2	0	4	1	0	16
at Saint Peter's	2-2	30	4-6	0-0	6-6	2-6-8	4	2	3	2	2	14
Iona	2-6											
at Niagara	2-14											
at Canisius	2-16											
Saint Peter's	2-21											
Rider	2-23											
at Fairfield	2-28											
Siena	3-2											
at Quinnipiac	3-6											
Marist	3-8											

CAREER STATISTICS

ADEBAYO, Dola

				Field Goals		3-Point		F-Throws		Rebounds				Scoring						
SEASON	TEAM	GP-GS	MIN/AVG	FG-FGA	FG%	3FG-3FGA	3FG%	FT-FTA	FT%	OFF	DEF	TOT	AVG	PF-FO	A	TO	BLK	STL	PTS	AVG
2022-23	MSM	27-2	153/5.7	17-40	.425	4-11	.364	11-16	.688	11	14	25	0.9	18-0	1	11	8	2	49	1.8
2023-24	MSM	32-13	666/20.8	82-158	.519	12-36	.333	38-50	.760	43	100	143	4.5	65-2	34	25	28	31	214	6.7
2024-25	MSM	22-22	611/27.8	103-199	.518	13-41	.317	72-96	.750	49	88	137	6.2	61-4	23	47	23	17	291	13.2
TOTAL		81-37	1430/17.7	202-397	.509	29-88	.330	121-162	.747	103	202	305	3.8	144-6	58	83	59	50	554	6.8

MALCOLM DREAD 5

Guard | R-Jr. | 6-4 | 210
 Detroit, Mich.
 Gonzaga (D.C.) | Richmond



2024-25 SEASON HIGHS		
Category	Opponent	Date
Pts.....5	at Saint Peter's	2-2-25
Reb.....3	Quinnipiac	1-18-25
FG.....2	at Saint Peter's	2-2-25
FGA.....4	Manhattan	1-25-25
3FG.....1	at Saint Peter's	2-2-25
3FGA.....3	Manhattan	1-25-25
FT.....		
FTA.....		
Ast.....		
Stl.....1	at Saint Peter's	2-2-25
Blk.....		
Min.....11	Manhattan	1-25-25

CAREER HIGHS		
Category	Opponent	Date
Pts.....5	at Saint Peter's	2-2-25
Reb.....3	Quinnipiac	1-18-25
FG.....2	at Saint Peter's	2-2-25
FGA.....4	Manhattan	1-25-25
3FG.....1	vs. three opponents	
3FGA.....3	Manhattan	1-25-25
FT.....		
FTA.....1	vs. Canisius	3-12-24
Ast.....		
Stl.....1	vs. two opponents	
Blk.....		
Min.....11	Manhattan	1-25-25

MISCELLANEOUS		
Category	2024-25	Career
10+ points.....	0	0
20+ points.....	0	0
5+ rebounds.....	0	0
10+ rebounds.....	0	0
2+ three-pointers.....	0	0
5+ assists.....	0	0
2+ steals.....	0	0
2+ blocks.....	0	0
Double-Doubles.....	0	0
Leading Scorer.....	0	0
Leading Rebounder.....	0	0
Assists Leader.....	0	0

2024-25 SEASON

◆ In his third season with the Mount...Made season debut with three minutes of action in win at Howard...Scored career high five points in win at Saint Peter's.

CAREER NOTES

◆ Played in seven games for the Mount last season.

2024-25 Game-by-Game Statistics

Opponent	Date	MIN	FG-A	3FG-A	FT-A	O-R-D	PF	AST	TO	BLK	STL	PTS
Notre Dame of Maryland	11-4	DNP	Did Not Dress									
at Maryland	11-8	DNP	Did Not Dress									
at Bucknell	11-13	DNP	Coaches Decision									
Saint Francis U	11-16	DNP	Coaches Decision									
at Georgetown	11-20	DNP	Coaches Decision									
DELAWARE ST.	11-23	DNP	Coaches Decision									
at Howard	11-30	3	0-0	0-0	0-0	0-0-0	0	0	1	0	0	0
at Marist	12-6	DNP	Coaches Decision									
Fairfield	12-8	DNP	Coaches Decision									
Loyola	12-14	DNP	Coaches Decision									
at LIU	12-18	DNP	Coaches Decision									
at Miami	12-21	DNP	Coaches Decision									
at George Mason	12-28	DNP	Coaches Decision									
Niagara	1-5	DNP	Coaches Decision									
at Manhattan	1-10	DNP	Coaches Decision									
Sacred Heart	1-12	2	0-0	0-0	0-0	0-1-1	1	0	1	0	0	0
at Rider	1-16	4	0-0	0-0	0-0	0-0-0	0	0	0	0	0	0
Quinnipiac	1-18	9	1-2	0-1	0-0	0-3-3	0	0	1	0	0	2
at Siena	1-23	9	0-1	0-0	0-0	0-0-0	2	0	0	0	0	0
Manhattan	1-25	11	1-4	1-3	0-0	0-2-2	1	0	0	0	0	3
at Merrimack	1-31	3	0-0	0-0	0-0	0-1-1	0	1	0	0	0	0
at Saint Peter's	2-2	9	2-3	1-1	0-0	0-0-0	1	0	1	0	1	5
Iona	2-6											
at Niagara	2-14											
at Canisius	2-16											
Saint Peter's	2-21											
Rider	2-23											
at Fairfield	2-28											
Siena	3-2											
at Quinnipiac	3-6											
Marist	3-8											

CAREER STATISTICS

DREAD, Malcolm

				Field Goals		3-Point		F-Throws		Rebounds									Scoring	
SEASON	TEAM	GP-GS	MIN/AVG	FG-FGA	FG%	3FG-3FGA	3FG%	FT-FTA	FT%	OFF	DEF	TOT	AVG	PF-FO	A	TO	BLK	STL	PTS	AVG
2022-23	UR	3-0	6/2.1	0-2	.000	0-1	.000	0-0	.000	0	2	2	0.7	0-0	0	0	0	0	0	0.0
2023-24	MSM	7-0	13/1.8	2-3	.667	1-2	.500	0-1	.000	1	2	3	0.4	1-0	0	0	0	1	5	0.7
2024-25	MSM	8-0	51/6.3	4-10	.400	2-5	.400	0-0	.000	0	8	8	1.0	5-0	0	5	0	1	10	1.3
TOTAL FOR MSM		15-0	63/4.2	6-13	.462	3-7	.429	0-1	.000	1	10	11	0.7	6-0	0	5	0	2	15	1.0
TOTAL		18-0	70/3.9	6-15	.400	3-8	.375	0-1	.000	1	12	13	0.7	6-0	0	5	0	2	15	0.8

JAXON HARTMAN 6

Guard | R-Fr. | 6-3 | 195
Staunton, Va. | Miller School of Albemarle | West Virginia Wesleyan



2024-25 SEASON HIGHS

Category	Opponent	Date
Pts.....		
Reb.....		
FG.....		
FGA.....		
3FG.....		
3FGA.....		
FT.....		
FTA.....		
Ast.....		
Stl.....		
Blk.....		
Min.....2	at Maryland	11-8-24

CAREER HIGHS

Category	Opponent	Date
Pts.....		
Reb.....		
FG.....		
FGA.....		
3FG.....		
3FGA.....		
FT.....		
FTA.....		
Ast.....		
Stl.....		
Blk.....		
Min.....2	at Maryland	11-8-24

MISCELLANEOUS

Category	2024-25	Career
10+ points.....	0	0
20+ points.....	0	0
5+ rebounds.....	0	0
10+ rebounds.....	0	0
2+ three-pointers.....	0	0
5+ assists.....	0	0
2+ steals.....	0	0
2+ blocks.....	0	0
Double-Doubles.....	0	0
Leading Scorer.....	0	0
Leading Rebounder.....	0	0
Assists Leader.....	0	0

2024-25 SEASON

◆ In his first season with the Mountaineers...Made collegiate debut with two minutes of action at Maryland.

CAREER NOTES

◆ Transferred to the Mount from West Virginia Wesleyan...Sat out last season at West Virginia Wesleyan...Earned All-District and All-Region honors in his high school career.

2024-25 Game-by-Game Statistics

Opponent	Date	MIN	FG-A	3FG-A	FT-A	O-R-D	PF	AST	TO	BLK	STL	PTS
Notre Dame of Maryland	11-4	DNP—Did Not Dress										
at Maryland	11-8	2	0-0	0-0	0-0	0-0-0	0	0	0	0	0	0
at Bucknell	11-13	DNP—Coaches Decision										
Saint Francis U	11-16	DNP—Coaches Decision										
at Georgetown	11-20	DNP—Coaches Decision										
Delaware St.	11-23	DNP—Coaches Decision										
at Howard	11-30	DNP—Coaches Decision										
at Marist	12-6	DNP—Coaches Decision										
Fairfield	12-8	DNP—Coaches Decision										
Loyola	12-14	DNP—Coaches Decision										
at LIU	12-18	DNP—Coaches Decision										
at Miami	12-21	DNP—Coaches Decision										
at George Mason	12-28	DNP—Coaches Decision										
Niagara	1-5	DNP—Coaches Decision										
at Manhattan	1-10	DNP—Coaches Decision										
Sacred Heart	1-12	DNP—Coaches Decision										
at Rider	1-16	DNP—Did Not Dress										
Quinnipiac	1-18	DNP—Did Not Dress										
at Siena	1-23	DNP—Coaches Decision										
Manhattan	1-25	DNP—Coaches Decision										
at Merrimack	1-31	DNP—Coaches Decision										
at Saint Peter's	2-2	DNP—Coaches Decision										
Iona	2-6											
at Niagara	2-14											
at Canisius	2-16											
Saint Peter's	2-21											
Rider	2-23											
at Fairfield	2-28											
Siena	3-2											
at Quinnipiac	3-6											
Marist	3-8											


CAREER STATISTICS

HARTMAN, Jaxon

				Field Goals		3-Point		F-Throws		Rebounds									Scoring	
SEASON	TEAM	GP-GS	MIN/AVG	FG-FGA	FG%	3FG-3FGA	3FG%	FT-FTA	FT%	OFF	DEF	TOT	AVG	PF-FO	A	TO	BLK	STL	PTS	AVG
2024-25	MSM	1-0	2/2.0	0-0	.000	0-0	.000	0-0	.000	0	0	0	0.0	0-0	0	0	0	0	0	0.0
TOTAL		1-0	2/2.0	0-0	.000	0-0	.000	0-0	.000	0	0	0	0.0	0-0	0	0	0	0	0	0.0

ELIJAH
ESPINOSA
7

Forward | Fr. | 6-9 | 200
Etters, Pa.
Red Land



2024-25 SEASON HIGHS		
Category	Opponent	Date
Pts.....		
Reb.....		
FG.....		
FGA.....		
3FG.....		
3FGA.....		
FT.....		
FTA.....		
Ast.....		
Stl.....		
Blk.....		
Min.....		

CAREER HIGHS		
Category	Opponent	Date
Pts.....		
Reb.....		
FG.....		
FGA.....		
3FG.....		
3FGA.....		
FT.....		
FTA.....		
Ast.....		
Stl.....		
Blk.....		
Min.....		

MISCELLANEOUS		
Category	2024-25	Career
10+ points.....	0	0
20+ points.....	0	0
5+ rebounds.....	0	0
10+ rebounds.....	0	0
2+ three-pointers.....	0	0
5+ assists.....	0	0
2+ steals.....	0	0
2+ blocks.....	0	0
Double-Doubles.....	0	0
Leading Scorer.....	0	0
Leading Rebounder.....	0	0
Assists Leader.....	0	0

2024-25 SEASON

◆ In his first season with the Mountaineers....Expected to be a red-shirt for the Mount in 2024-25.

CAREER NOTES

◆ Named the Defensive Player of the Year and Second Team All-Conference by PennLive his senior year at Red Land High School.

2024-25 Game-by-Game Statistics

Opponent	Date	MIN	FG-A	3FG-A	FT-A	O-R-D	PF	AST	TO	BLK	STL	PTS
Notre Dame of Maryland	11-4	DNP	Did Not Dress									
at Maryland	11-8	DNP	Did Not Dress									
at Bucknell	11-13	DNP	Did Not Dress									
Saint Francis U	11-16	DNP	Did Not Dress									
at Georgetown	11-20	DNP	Did Not Dress									
DELAWARE ST.	11-23	DNP	Did Not Dress									
at Howard	11-30	DNP	Did Not Dress									
at Marist	12-6	DNP	Did Not Dress									
Fairfield	12-8	DNP	Did Not Dress									
Loyola	12-14	DNP	Did Not Dress									
at LIU	12-18	DNP	Did Not Dress									
at Miami	12-21	DNP	Did Not Dress									
at George Mason	12-28	DNP	Did Not Dress									
Niagara	1-5	DNP	Did Not Dress									
at Manhattan	1-10	DNP	Did Not Dress									
Sacred Heart	1-12	DNP	Did Not Dress									
at Rider	1-16	DNP	Did Not Dress									
Quinnipiac	1-18	DNP	Did Not Dress									
at Siena	1-23	DNP	Did Not Dress									
Manhattan	1-25	DNP	Did Not Dress									
at Merrimack	1-31	DNP	Did Not Dress									
at Saint Peter's	2-2											
Iona	2-6											
at Niagara	2-14											
at Canisius	2-16											
Saint Peter's	2-21											
Rider	2-23											
at Fairfield	2-28											
Siena	3-2											
at Quinnipiac	3-6											
Marist	3-8											

CAREER STATISTICS

Year	GP-GS	Min/Avg	Total		3-Point		FT-FTA	Rebounds		PF-FO	Ast	TO	Blk	Stl	Pts/Avg
			FG-FGA	Pct	FG-FGA	Pct		Pct	Off-Def	Tot					
2024-25															
TOTAL															



Guard | So. | 6-1 | 175
Dallas, Texas
Dynamic Prep



2024-25 SEASON HIGHS		
Category	Opponent	Date
Pts.....22	at Saint Peter's	2-2-25
Reb.....9	at Merrimack	1-31-25
FG.....7	at Maryland	11-8-24
FGA.....17	at Marist	12-6-24
3FG.....5	at Maryland	11-8-24
3FGA.....9	vs. two opponents	
FT.....10	at Saint Peter's	2-2-25
FTA.....11	at Saint Peter's	2-2-25
Ast.....8	Delaware St.	11-23-24
Stl.....3	Saint Francis	11-16-24
Blk.....		
Min.....36	at Bucknell	11-13-24

CAREER HIGHS		
Category	Opponent	Date
Pts.....22	at Saint Peter's	2-2-25
Reb.....10	at Georgetown	11-18-23
FG.....7	vs. three opponents	
FGA.....17	at Marist	12-6-24
3FG.....5	at Maryland	11-8-24
3FGA.....9	vs. two opponents	
FT.....10	at Saint Peter's	2-2-25
FTA.....11	at Saint Peter's	2-2-25
Ast.....8	vs. two opponents	
Stl.....3	vs. three opponents	
Blk.....1	vs. two opponents	
Min.....40	Howard	11-25-23

MISCELLANEOUS		
Category	2024-25	Career
10+ points.....	10	17
20+ points.....	2	4
5+ rebounds.....	5	13
10+ rebounds.....	0	1
2+ three-pointers.....	7	12
5+ assists.....	5	11
2+ steals.....	4	8
2+ blocks.....	0	0
Double-Doubles.....	0	1
Leading Scorer.....	5	6
Leading Rebounder.....	1	3
Assists Leader.....	6	13

2024-25 SEASON

♦ Had 17 points and five assists in the Mount's season-opening win over Notre Dame of Maryland...Hit 5-of-5 from three-point range en route to 21 points at Maryland...Had 19 points and six boards in the Mount's double-overtime win at Bucknell...Had 12 points, six rebounds and five assists in win over Saint Francis...Matched career high with eight assists in win over Delaware St...Scored 14 points in the Mount's loss at Siena...Had seven points, nine rebounds and five assists in win at Merrimack...Scored career-high 22 points in the Mount's win at Saint Peter's.

CAREER NOTES

♦ Averaged 7.5 points, 3.3 rebounds and 2.5 assists in his freshman season with the Mount last year.

2024-25 Game-by-Game Statistics

Opponent	Date	MIN	FG-A	3FG-A	FT-A	O-R-D	PF	AST	TO	BLK	STL	PTS
Notre Dame of Maryland	11-4	23	7-13	1-5	2-2	0-2-2	0	5	6	0	2	17
at Maryland	11-8	23	7-11	5-5	2-2	0-3-3	4	0	2	0	0	21
at Bucknell	11-13	36	5-14	4-9	5-6	0-6-6	0	1	2	0	2	19
Saint Francis U	11-16	30	4-12	1-6	3-3	1-5-6	1	5	5	0	3	12
at Georgetown	11-20	24	3-10	1-5	1-2	0-7-7	2	2	2	0	1	8
DELAWARE ST.	11-23	24	2-7	2-5	1-3	0-1-1	4	8	2	0	1	7
at Howard	11-30	31	5-16	1-8	6-7	1-0-1	2	4	2	0	1	17
at Marist	12-6	26	4-17	0-4	3-4	0-3-3	1	3	3	0	1	11
Fairfield	12-8	28	4-9	2-4	4-4	0-3-3	2	5	0	0	0	14
Loyola	12-14	DNP	Injury									
at LIU	12-18	DNP	Injury									
at Miami	12-21	DNP	Injury									
at George Mason	12-28	12	2-5	1-2	0-0	0-2-2	1	2	0	0	2	5
Niagara	1-5	DNP	Injury									
at Manhattan	1-10	DNP	Injury									
Sacred Heart	1-12	DNP	Injury									
at Rider	1-16	19	2-7	0-2	2-2	0-6-6	0	2	3	0	0	6
Quinnipiac	1-18	13	0-2	0-2	0-0	0-1-1	3	1	4	0	0	0
at Siena	1-23	29	5-12	3-9	1-2	0-4-4	2	2	2	0	1	14
Manhattan	1-25	30	4-13	2-8	3-4	0-3-3	2	1	4	0	1	13
at Merrimack	1-31	30	2-5	1-3	2-3	1-8-9	4	5	3	0	1	7
at Saint Peter's	2-2	29	5-13	2-6	10-11	0-2-2	3	4	2	0	0	22
Iona	2-6											
at Niagara	2-14											
at Canisius	2-16											
Saint Peter's	2-21											
Rider	2-23											
at Fairfield	2-28											
Siena	3-2											
at Quinnipiac	3-6											
Marist	3-8											

CAREER STATISTICS

HOBBS, Dallas

		Field Goals		3-Point		F-Throws		Rebounds				Scoring			
SEASON	TEAM	GP-GS	MIN/AVG	FG-FGA	FG%	3FG-3FGA	3FG%	FT-FTA	FT%	OFF	DEF	TOT	AVG	PF-FO	A
2023-24	MSM	26-11	587/22.6	65-179	.363	21-65	.323	43-60	.717	14	72	86	3.3	57-2	66
2024-25	MSM	16-12	406/25.4	61-166	.367	26-83	.313	45-55	.818	3	56	59	3.7	31-0	50
TOTAL		42-23	993/23.6	126-345	.365	47-148	.318	88-115	.765	17	128	145	3.5	88-2	116

ABDOU
KHADRE KÉBÉ
9

Forward | Fr. | 6-7 | 170
Dakar, Senegal | Seed Academy
NBA Academy Latin America



2024-25 SEASON HIGHS

Category	Opponent	Date
Pts.....12	at LIU	12-18-24
Reb.....4	at LIU	12-18-24
FG.....4	Notre Dame Md.	11-4-24
FGA.....9	at LIU	12-18-24
3FG.....2	vs. two opponents	
3FGA.....7	at LIU	12-18-24
FT.....4	at LIU	12-18-24
FTA.....5	at LIU	12-18-24
Ast.....2	vs. three opponents	
Stl.....3	vs. two opponents	
Blk.....1	at Miami	12-21-24
Min.....22	at LIU	12-18-24

CAREER HIGHS

Category	Opponent	Date
Pts.....12	at LIU	12-18-24
Reb.....4	at LIU	12-18-24
FG.....4	Notre Dame Md.	11-4-24
FGA.....9	at LIU	12-18-24
3FG.....2	vs. two opponents	
3FGA.....7	at LIU	12-18-24
FT.....4	at LIU	12-18-24
FTA.....5	at LIU	12-18-24
Ast.....2	vs. three opponents	
Stl.....3	vs. two opponents	
Blk.....1	at Miami	12-21-24
Min.....22	at LIU	12-18-24

MISCELLANEOUS

Category	2024-25	Career
10+ points.....	2	2
20+ points.....	0	0
5+ rebounds.....	0	0
10+ rebounds.....	0	0
2+ three-pointers.....	2	2
5+ assists.....	0	0
2+ steals.....	3	3
2+ blocks.....	0	0
Double-Doubles.....	0	0
Leading Scorer.....	0	0
Leading Rebounder.....	0	0
Assists Leader.....	0	0

2024-25 SEASON

- ♦ Had 10 points and three steals in his collegiate debut in the Mount's win over Notre Dame of Maryland in the season opener... Recorded career high 12 points in the Mount's win at LIU.

CAREER NOTES

- ♦ Averaged 15 points per game at the NBA Academy Latin America in 2023-24.

2024-25 Game-by-Game Statistics

Opponent	Date	MIN	FG-A	3FG-A	FT-A	O-R-D	PF	AST	TO	BLK	STL	PTS
Notre Dame of Maryland	11-4	20	4-7	2-5	0-0	0-3-3	3	1	1	0	3	10
at Maryland	11-8	17	0-4	0-2	0-0	0-1-1	2	1	3	0	1	0
at Bucknell	11-13	13	1-3	1-3	2-4	0-2-2	0	0	0	0	0	5
Saint Francis U	11-16	13	0-0	0-0	0-0	0-1-1	2	0	1	0	1	0
at Georgetown	11-20	13	2-4	1-3	0-0	1-1-2	1	0	0	0	3	5
Delaware St.	11-23	9	1-4	1-1	0-0	1-1-2	3	0	1	0	1	3
at Howard	11-30	10	0-1	0-1	0-0	0-2-2	0	2	1	0	0	0
at Marist	12-6	10	0-0	0-0	0-0	0-0-0	2	0	0	0	0	0
Fairfield	12-8	13	0-3	0-2	1-2	0-0-0	1	0	1	0	1	1
Loyola	12-14	13	1-3	0-2	0-0	0-2-2	4	0	0	0	0	2
at LIU	12-18	22	3-9	2-7	4-5	2-2-4	0	1	1	0	0	12
at Miami	12-21	17	2-4	1-2	0-0	0-2-2	0	1	1	1	1	5
at George Mason	12-28	14	2-4	0-2	0-0	0-1-1	1	1	1	0	2	4
Niagara	1-5	11	0-2	0-1	2-2	1-1-2	0	0	1	0	1	2
at Manhattan	1-10	16	3-5	1-3	1-1	1-2-3	1	2	1	0	0	8
Sacred Heart	1-12	13	1-4	0-3	1-2	1-2-3	3	1	1	0	1	3
at Rider	1-16	11	0-3	0-1	0-0	2-1-3	2	0	4	0	1	0
Quinnipiac	1-18	14	1-5	1-3	0-0	0-0-0	0	0	2	0	0	3
at Siena	1-23	6	0-3	0-2	0-0	0-0-0	1	0	0	0	0	0
Manhattan	1-25	14	2-5	1-2	0-0	1-0-1	0	0	1	0	0	5
at Merrimack	1-31	8	0-1	0-1	0-0	0-1-1	1	2	0	0	1	0
at Saint Peter's	2-2	4	0-0	0-0	0-0	0-0-0	0	0	1	0	0	0
Iona	2-6											
at Niagara	2-14											
at Canisius	2-16											
Saint Peter's	2-21											
Rider	2-23											
at Fairfield	2-28											
Siena	3-2											
at Quinnipiac	3-6											
Marist	3-8											

CAREER STATISTICS

KHADRE KÉBÉ, Abdou

				Field Goals		3-Point		F-Throws		Rebounds									Scoring	
SEASON	TEAM	GP-GS	MIN/AVG	FG-FGA	FG%	3FG-3FGA	3FG%	FT-FTA	FT%	OFF	DEF	TOT	AVG	PF-FO	A	TO	BLK	STL	PTS	AVG
2024-25	MSM	22-0	281/12.8	23-74	.311	11-44	.250	11-16	.688	10	25	35	1.6	27-0	12	22	1	17	68	3.1
TOTAL		22-0	281/12.8	23-74	.311	11-44	.250	11-16	.688	10	25	35	1.6	27-0	12	22	1	17	68	3.1

PATRICK HAIGH 10

Guard | Fr. | 6-4 | 190
Altoona, Pa.
Bishop Guilfoyle



2024-25 SEASON HIGHS

Category	Opponent	Date
Pts.....6	vs. two opponents	
Reb.....2	Loyola	12-14-24
FG.....2	vs. two opponents	
FGA.....7	Loyola	12-14-24
3FG.....2	vs. two opponents	
3FGA.....7	Loyola	12-14-24
FT.....		
FTA.....		
Ast.....1	Quinnipiac	1-18-25
Stl.....		
Blk.....1	Manhattan	1-25-25
Min.....12	Loyola	12-14-24

CAREER HIGHS

Category	Opponent	Date
Pts.....6	vs. three opponents	
Reb.....2	Loyola	12-14-24
FG.....2	vs. three opponents	
FGA.....7	Loyola	12-14-24
3FG.....2	vs. three opponents	
3FGA.....7	Loyola	12-14-24
FT.....		
FTA.....		
Ast.....1	vs. three opponents	
Stl.....		
Blk.....1	Manhattan	1-25-25
Min.....12	vs. two opponents	

MISCELLANEOUS

Category	2024-25	Career
10+ points.....	0	0
20+ points.....	0	0
5+ rebounds.....	0	0
10+ rebounds.....	0	0
2+ three-pointers.....	3	3
5+ assists.....	0	0
2+ steals.....	0	0
2+ blocks.....	0	0
Double-Doubles.....	0	0
Leading Scorer.....	0	0
Leading Rebounder.....	0	0
Assists Leader.....	0	0

2024-25 SEASON

♦ Had two points and a rebound in season-opening win over Notre Dame of Maryland...Matched career high with six points and 12 minutes against Loyola.

CAREER NOTES

♦ Broke Bishop Guilfoyle's all-time scoring record by recording 1,744 career points during his high school career...Led his team to the Laurel Highlands Athletic Conference (LHAC) Championship as a senior...Named to the LHAC All-Star team...Named First Team All-State in Class 3A in Pennsylvania.

2024-25 Game-by-Game Statistics

Opponent	Date	MIN	FG-A	3FG-A	FT-A	O-R-D	PF	AST	TO	BLK	STL	PTS
Notre Dame of Maryland	11-4	4	1-3	0-2	0-0	0-1-1	1	0	0	0	0	2
at Maryland	11-8	2	0-0	0-0	0-0	0-0-0	0	0	0	0	0	0
at Bucknell	11-13	DNP—Coaches Decision										
Saint Francis U	11-16	DNP—Coaches Decision										
at Georgetown	11-20	DNP—Coaches Decision										
Delaware St.	11-23	DNP—Coaches Decision										
at Howard	11-30	DNP—Coaches Decision										
at Marist	12-6	DNP—Coaches Decision										
Fairfield	12-8	DNP—Coaches Decision										
Loyola	12-14	12	2-7	2-7	0-0	2-0-2	1	0	1	0	0	6
at LIU	12-18	4	0-1	0-1	0-0	0-0-0	1	0	0	0	0	0
at Miami	12-21	DNP—Coaches Decision										
at George Mason	12-28	DNP—Did Not Dress										
Niagara	1-5	3	0-1	0-0	0-0	0-0-0	0	0	0	0	0	0
at Manhattan	1-10	DNP—Coaches Decision										
Sacred Heart	1-12	4	1-2	1-2	0-0	0-0-0	1	0	0	0	0	3
at Rider	1-16	3	0-1	0-1	0-0	0-0-0	0	0	0	0	0	0
Quinnipiac	1-18	9	2-5	2-5	0-0	0-0-0	0	1	0	0	0	6
at Siena	1-23	8	0-4	0-4	0-0	1-0-1	1	0	1	0	0	0
Manhattan	1-25	5	0-1	0-1	0-0	0-0-0	0	0	0	1	0	0
at Merrimack	1-31	DNP—Coaches Decision										
at Saint Peter's	2-2	DNP—Coaches Decision										
Iona	2-6											
at Niagara	2-14											
at Canisius	2-16											
Saint Peter's	2-21											
Rider	2-23											
at Fairfield	2-28											
Siena	3-2											
at Quinnipiac	3-6											
Marist	3-8											

CAREER STATISTICS

HAIGH, Patrick

				Field Goals		3-Point		F-Throws		Rebounds									Scoring	
SEASON	TEAM	GP-GS	MIN/AVG	FG-FGA	FG%	3FG-3FGA	3FG%	FT-FTA	FT%	OFF	DEF	TOT	AVG	PF-FO	A	TO	BLK	STL	PTS	AVG
2023-24	MSM	12-0	43/3.6	4-10	.400	4-9	.444	0-0	.000	1	2	3	0.3	2-0	2	1	0	0	12	1.0
2024-25	MSM	10-0	55/5.5	6-25	.240	5-23	.217	0-0	.000	3	1	4	0.4	5-0	1	2	1	0	17	1.7
TOTAL		22-0	98/4.5	10-35	.286	9-32	.281	0-0	.000	4	3	7	0.3	7-0	3	3	1	0	29	1.3

TREY WILSON 12

Guard | Fr. | 6-3 | 188
Miramar, Fla.
Miami Country Dade



2024-25 SEASON HIGHS

Category	Opponent	Date
Pts.....8	Notre Dame Md.	11-4-24
Reb.....3	Notre Dame Md.	11-4-24
FG.....1	vs. three opponents	
FGA.....2	Notre Dame Md.	11-4-24
3FG.....1	vs. two opponents	
3FGA.....1	vs. three opponents	
FT.....5	Notre Dame Md.	11-4-24
FTA.....6	Notre Dame Md.	11-4-24
Ast.....1	vs. three opponents	
Stl.....2	at LIU	12-18-24
Blk.....2	Notre Dame Md.	11-4-24
Min.....11	Notre Dame Md.	11-4-24

CAREER HIGHS

Category	Opponent	Date
Pts.....8	Notre Dame Md.	11-4-24
Reb.....3	Notre Dame Md.	11-4-24
FG.....1	vs. three opponents	
FGA.....2	Notre Dame Md.	11-4-24
3FG.....1	vs. two opponents	
3FGA.....1	vs. three opponents	
FT.....5	Notre Dame Md.	11-4-24
FTA.....6	Notre Dame Md.	11-4-24
Ast.....1	vs. three opponents	
Stl.....2	at LIU	12-18-24
Blk.....2	Notre Dame Md.	11-4-24
Min.....11	Notre Dame Md.	11-4-24

MISCELLANEOUS

Category	2024-25	Career
10+ points.....	0	0
20+ points.....	0	0
5+ rebounds.....	0	0
10+ rebounds.....	0	0
2+ three-pointers.....	0	0
5+ assists.....	0	0
2+ steals.....	1	1
2+ blocks.....	1	1
Double-Doubles.....	0	0
Leading Scorer.....	0	0
Leading Rebounder.....	0	0
Assists Leader.....	0	0

2024-25 SEASON

♦ Scored eight points while adding three rebounds and two blocks in his collegiate debut against Notre Dame of Maryland...Had four points in the Mount's win at LIU.

CAREER NOTES

♦ Named the Athlete of the Year at Miami Country Day as a senior... Was named Second Team All-Dade and set the Miami Country Day single-game scoring record...Had a 33-point triple-double his senior year.

2024-25 Game-by-Game Statistics

Opponent	Date	MIN	FG-A	3FG-A	FT-A	O-R-D	PF	AST	TO	BLK	STL	PTS
Notre Dame of Maryland	11-4	11	1-2	1-1	5-6	2-1-3	1	0	2	2	0	8
at Maryland	11-8	4	0-0	0-0	0-1	0-2-2	1	1	2	0	0	0
at Bucknell	11-13	4	0-0	0-0	0-0	0-2-2	0	0	1	0	0	0
Saint Francis U	11-16	2	0-0	0-0	0-0	0-1-1	0	0	0	0	0	0
at Georgetown	11-20	4	0-1	0-0	0-0	0-1-1	0	1	0	0	0	0
Delaware St.	11-23	5	0-0	0-0	0-0	0-0-0	1	0	0	0	0	0
at Howard	11-30	5	1-1	0-0	0-0	0-0-0	0	0	1	0	0	2
at Marist	12-6	4	0-0	0-0	0-0	0-0-0	0	0	0	0	0	0
Fairfield	12-8	4	1-2	1-1	0-0	0-0-0	2	0	0	0	0	3
Loyola	12-14	8	0-0	0-0	0-0	0-0-0	0	1	1	0	1	0
at LIU	12-18	4	1-1	0-0	2-2	1-0-1	0	0	0	0	2	4
at Miami	12-21	4	0-1	0-0	0-0	0-1-1	2	0	1	0	0	0
at George Mason	12-28	1	0-0	0-0	0-0	0-0-0	0	0	0	0	0	0
Niagara	1-5	4	0-1	0-1	0-0	0-0-0	0	0	0	0	0	0
at Manhattan	1-10	DNP--Coaches Decision										
Sacred Heart	1-12	DNP--Coaches Decision										
at Rider	1-16	DNP--Coaches Decision										
Quinnipiac	1-18	1	0-0	0-0	0-2	0-1-1	0	0	0	0	0	0
at Siena	1-23	DNP--Coaches Decision										
Manhattan	1-25	DNP--Coaches Decision										
at Merrimack	1-31	DNP--Coaches Decision										
at Saint Peter's	2-2	DNP--Coaches Decision										
Iona	2-6											
at Niagara	2-14											
at Canisius	2-16											
Saint Peter's	2-21											
Rider	2-23											
at Fairfield	2-28											
Siena	3-2											
at Quinnipiac	3-6											
Marist	3-8											

CAREER STATISTICS

WILSON, Trey

				Field Goals		3-Point		F-Throws		Rebounds									Scoring	
SEASON	TEAM	GP-GS	MIN/AVG	FG-FGA	FG%	3FG-3FGA	3FG%	FT-FTA	FT%	OFF	DEF	TOT	AVG	PF-FO	A	TO	BLK	STL	PTS	AVG
2024-25	MSM	15-0	67/4.5	4-9	.444	2-3	.667	7-11	.636	3	9	12	0.8	7-0	3	8	2	3	17	1.1
TOTAL		15-0	67/4.5	4-9	.444	2-3	.667	7-11	.636	3	9	12	0.8	7-0	3	8	2	3	17	1.1

TERRELL ARD JR. 13

Forward | Sr. | 6-7 | 220
Marietta, Ga. | Putnam Science
Academy (Conn.) | Presbyterian



2023-24 SEASON

♦ Recorded a double-double of 12 points and 14 rebounds in the Mount's season-opening win over Notre Dame of Maryland...Started at Bucknell and finished with 13 points and six boards...Had 12 points, nine rebounds and three assists in home win over Saint Francis...Had 12 points, six rebounds and four assists at Georgetown...Recorded 14 points and five boards in win over Delaware State...Finished with 16 points and nine rebounds in win at Howard...Had 13 points, six rebounds and four steals in loss to Loyola...Notched fourth career double-double with 10 points and 11 rebounds in win at LIU while adding seven assists and three steals...Led the Mount with 18 points while adding seven rebounds and two steals in win at Miami...Named MAAC Player of the Week on December 21 after averaging 14.0 points, 9.0 rebounds, 4.5 assists and 2.5 steals in wins over LIU and Miami.

CAREER NOTES

♦ Played in 19 games, averaging 5.9 points and 3.7 rebounds for the Mount last season.

2024-25 SEASON HIGHS

Category	Opponent	Date
Pts.....18	at Miami	12-21-24
Reb.....14	Notre Dame Md.	11-4-24
FG.....8	at Manhattan	1-10-25
FGA.....14	at Georgetown	11-20-24
3FG.....1	at George Mason	12-28-24
3FGA.....2	at Miami	12-21-24
FT.....8	at Howard	11-30-24
FTA.....8	vs. two opponents	
Ast.....7	at LIU	12-18-24
Stl.....4	vs. two opponents	
Blk.....2	at George Mason	12-28-24
Min.....35	at Georgetown	11-20-24

CAREER HIGHS

Category	Opponent	Date
Pts.....18	vs. two opponents	
Reb.....14	at UAB	11-16-22
FG.....8	at Manhattan	1-10-25
FGA.....15	at UNC Asheville	1-25-23
3FG.....1	vs. seven opponents	
3FGA.....3	at Gardner-Webb	2-4-23
FT.....8	at Howard	11-30-24
FTA.....13	Radford	2-1-23
Ast.....7	at LIU	12-18-24
Stl.....4	vs. three opponents	
Blk.....2	vs. four opponents	
Min.....38	Radford	2-1-23

MISCELLANEOUS

Category	2024-25	Career
10+ points.....	12	25
20+ points.....	0	0
5+ rebounds.....	14	46
10+ rebounds.....	2	7
2+ three-pointers.....	0	0
5+ assists.....	1	2
2+ steals.....	7	16
2+ blocks.....	1	4
Double-Doubles.....	2	4
Leading Scorer.....	4	4
Leading Rebounder.....	5	9
Assists Leader.....	1	1

2024-25 Game-by-Game Statistics

Opponent	Date	MIN	FG-A	3FG-A	FT-A	O-R-D	PF	AST	TO	BLK	STL	PTS
Notre Dame of Maryland	11-4	22	4-7	0-0	4-5	5-9-14	1	0	2	1	2	12
at Maryland	11-8	21	2-4	0-0	2-3	0-5-5	1	1	5	0	2	6
at Bucknell	11-13	32	6-10	0-1	1-3	1-5-6	3	2	1	1	0	13
Saint Francis U	11-16	31	4-7	0-0	4-4	1-8-9	2	3	3	0	1	12
at Georgetown	11-20	35	6-14	0-0	0-0	2-4-6	3	4	3	0	1	12
Delaware St.	11-23	26	5-7	0-0	4-4	1-4-5	2	0	3	1	0	14
at Howard	11-30	30	4-6	0-0	8-8	2-7-9	2	0	2	0	0	16
at Marist	12-6	27	4-10	0-1	0-2	4-4-8	1	2	2	1	2	8
Fairfield	12-8	23	3-7	0-0	2-4	2-6-8	2	3	0	0	0	8
Loyola	12-14	28	5-8	0-0	3-4	3-3-6	2	2	3	0	4	13
at LIU	12-18	26	2-7	0-0	6-8	6-5-11	2	7	3	0	3	10
at Miami	12-21	25	7-9	0-2	4-6	2-5-7	0	2	2	0	2	18
at George Mason	12-28	26	4-10	1-1	2-2	3-6-9	1	4	2	2	0	11
Niagara	1-5	25	3-8	0-0	5-7	0-4-4	0	1	1	0	1	11
at Manhattan	1-10	27	8-13	0-1	0-0	2-3-5	1	3	1	0	4	16
Sacred Heart	1-12	8	1-2	0-0	0-0	0-1-1	1	1	1	0	0	2
at Rider	1-16	DNP--Injury										
Quinnipiac	1-18	DNP--Injury										
at Siena	1-23	DNP--Injury										
Manhattan	1-25	DNP--Injury										
at Merrimack	1-31	DNP--Injury										
at Saint Peter's	2-2	DNP--Injury										
Iona	2-6											
at Niagara	2-14											
at Canisius	2-16											
Saint Peter's	2-21											
Rider	2-23											
at Fairfield	2-28											
Siena	3-2											
at Quinnipiac	3-6											
Marist	3-8											

CAREER STATISTICS

ARD JR., Terrell

				Field Goals		3-Point		F-Throws		Rebounds									Scoring	
SEASON	TEAM	GP-GS	MIN/AVG	FG-FGA	FG%	3FG-3FGA	3FG%	FT-FTA	FT%	OFF	DEF	TOT	AVG	PF-FO	A	TO	BLK	STL	PTS	AVG
2020-21	UAB	4-0	8/2.1	1-1	1.000	0-0	.000	0-0	.000	0	2	2	0.5	1-0	0	0	0	0	2	0.5
2021-22	Presb	31-13	510/16.5	46-119	.387	3-14	.214	25-46	.543	32	74	106	3.4	51-2	30	36	9	15	120	3.9
2022-23	Presb	32-30	777/24.3	87-201	.433	3-12	.250	50-95	.526	59	126	185	5.8	72-2	37	65	11	25	227	7.1
2023-24	MSM	19-0	287/15.1	45-96	.469	0-9	.000	22-32	.688	18	52	70	3.7	27-0	20	23	4	11	112	5.9
2024-25	MSM	16-3	412/25.7	68-129	.527	1-6	.167	45-60	.750	34	79	113	7.1	24-0	35	34	6	22	182	11.4
TOTAL FOR MSM		35-3	699/20.0	113-225	.502	1-15	.067	67-92	.728	52	131	183	5.2	51-0	55	57	10	33	294	8.4
TOTAL		102-46	1995/19.6	247-546	.452	7-41	.171	142-233	.609	143	333	476	4.7	175-4	122	158	30	73	643	6.3

NCAA TOURNAMENT 1995, 1999, 2008, 2014, 2017, 2021

JEDY CORDILIA 14

Forward | Sr. | 6-9 | 210
Tilburg, Netherlands
West Nottingham Academy (Md.)



2024-25 SEASON HIGHS		
Category	Opponent	Date
Pts.....22	at Bucknell	11-13-24
Reb.....18	at Merrimack	1-31-25
FG.....10	Fairfield	12-8-24
FGA.....15	Fairfield	12-8-24
3FG.....1	vs. two opponents	
3FGA.....1	vs. five opponents	
FT.....6	at Bucknell	11-13-24
FTA.....8	at Bucknell	11-13-24
Ast.....4	at Merrimack	1-31-25
Stl.....2	Sacred Heart	1-12-25
Blk.....4	at Saint Peter's	2-2-25
Min.....36	vs. two opponents	

CAREER HIGHS		
Category	Opponent	Date
Pts.....22	vs. two opponents	
Reb.....18	at Merrimack	1-31-25
FG.....11	at Quinnipiac	2-5-23
FGA.....15	Fairfield	12-8-24
3FG.....1	vs. three opponents	
3FGA.....3	at Delaware St.	12-30-23
FT.....6	at Bucknell	11-13-24
FTA.....8	at Bucknell	11-13-24
Ast.....4	at Merrimack	1-31-25
Stl.....2	vs. six opponents	
Blk.....4	at Saint Peter's	2-2-25
Min.....40	Howard	11-25-23

MISCELLANEOUS		
Category	2024-25	Career
10+ points.....	9	25
20+ points.....	2	3
5+ rebounds.....	17	46
10+ rebounds.....	4	6
2+ three-pointers.....	0	0
5+ assists.....	0	0
2+ steals.....	1	6
2+ blocks.....	6	11
Double-Doubles.....	1	3
Leading Scorer.....	2	6
Leading Rebounder.....	12	25
Assists Leader.....	0	0

2024-25 SEASON

◆ Recorded third career double-double with 14 points and 11 rebounds in season-opening win over Notre Dame of Maryland... Matched career high with 22 points while adding eight boards in the Mount's double-overtime win at Bucknell... Posted 14 points and seven rebounds in home win over Delaware State... Pulled down career high 12 rebounds at Marist... Scored team-high 21 points on 10-of-15 shooting in win over Fairfield... Scored 11 points with six rebounds in win at Miami... Had 12 points and three blocks in win over Niagara... Pulled down 14 rebounds at Rider... Had 16 points and five rebounds in loss at Siena... Notched second double-double of the season with 12 points and a career-high 18 boards in win at Merrimack... Had 18 points, eight rebounds and four blocks in win at Saint Peter's.

CAREER NOTES

◆ Started 29 of 30 games played as a junior... Shot 56.4 percent from the field while averaging 6.6 points and 4.5 rebounds in 19.6 minutes per game.

2024-25 Game-by-Game Statistics

Opponent	Date	MIN	FG-A	3FG-A	FT-A	O-R-D	PF	AST	TO	BLK	STL	PTS
Notre Dame of Maryland	11-4	26	5-6	1-1	3-4	2-9-11	2	0	1	3	1	14
at Maryland	11-8	23	1-4	0-1	0-0	1-5-6	3	0	0	0	0	2
at Bucknell	11-13	35	8-10	0-0	6-8	5-3-8	4	3	3	2	0	22
Saint Francis U	11-16	DNP	Illness									
at Georgetown	11-20	22	2-6	0-1	0-0	4-3-7	4	0	2	2	0	4
Delaware St.	11-23	32	7-10	0-0	0-0	1-6-7	2	1	3	2	0	14
at Howard	11-30	16	2-3	0-0	1-1	1-3-4	5	1	2	1	0	5
at Marist	12-6	27	2-2	0-0	0-0	5-7-12	1	1	2	0	0	4
Fairfield	12-8	29	10-15	0-1	1-1	4-3-7	3	1	0	0	1	21
Loyola	12-14	23	4-5	0-0	0-0	1-5-6	4	0	2	1	0	8
at LIU	12-18	18	1-3	0-0	2-5	2-4-6	5	1	0	0	0	6
at Miami	12-21	30	5-9	1-1	0-0	2-4-6	3	1	1	1	0	11
at George Mason	12-28	25	1-4	0-0	2-3	2-1-3	4	0	2	0	0	4
Niagara	1-5	27	5-6	0-0	2-4	1-3-4	2	0	3	3	1	12
at Manhattan	1-10	27	3-10	0-0	1-1	2-6-8	1	2	1	2	0	7
Sacred Heart	1-12	36	4-5	0-0	0-0	2-5-7	3	1	3	0	2	8
at Rider	1-16	34	3-7	0-0	0-0	4-10-14	4	0	2	1	1	6
Quinnipiac	1-18	29	3-6	0-0	1-1	1-1-2	4	1	0	0	0	7
at Siena	1-23	35	8-11	0-0	0-0	2-3-5	0	1	1	0	0	16
Manhattan	1-25	24	1-1	0-0	4-6	5-4-9	4	2	1	1	1	6
at Merrimack	1-31	36	5-11	0-0	2-3	6-12-18	3	4	4	0	0	12
at Saint Peter's	2-2	31	9-13	0-0	0-0	5-3-8	3	0	2	4	0	18
Iona	2-6											
at Niagara	2-14											
at Canisius	2-16											
Saint Peter's	2-21											
Rider	2-23											
at Fairfield	2-28											
Siena	3-2											
at Quinnipiac	3-6											
Marist	3-8											


CAREER STATISTICS

CORDILIA, Jedy

				Field Goals		3-Point		F-Throws		Rebounds										Scoring	
SEASON	TEAM	GP-GS	MIN/AVG	FG-FGA	FG%	3FG-3FGA	3FG%	FT-FTA	FT%	OFF	DEF	TOT	AVG	PF-FO	A	TO	BLK	STL	PTS	AVG	
2021-22	MSM	24-1	107/4.5	14-23	.609	0-0	.000	5-9	.556	14	21	35	1.5	15-0	3	11	1	2	33	1.4	
2022-23	MSM	32-13	571/17.9	89-153	.582	1-6	.167	35-40	.875	37	83	120	3.8	80-7	16	33	12	9	214	6.7	
2023-24	MSM	30-29	587/19.6	84-149	.564	0-5	.000	30-42	.714	38	98	136	4.5	70-4	18	40	15	12	198	6.6	
2024-25	MSM	21-19	586/27.9	89-147	.605	2-5	.400	25-37	.676	58	100	158	7.5	64-2	20	35	22	7	205	9.8	
TOTAL		107-62	1852/17.3	276-472	.585	3-16	.188	95-128	.742	147	302	449	4.2	229-13	57	119	50	30	650	6.1	

JAVON ERVIN 23

Guard | Jr. | 6-3 | 200
Tacoma, Wash.
Lakes | Peninsula College



2024-25 SEASON HIGHS

Category	Opponent	Date
Pts.....14	Fairfield	12-8-24
Reb.....7	Sacred Heart	1-12-25
FG.....5	vs. three opponents	
FGA.....13	Loyola	12-14-24
3FG.....1	vs. seven opponents	
3FGA.....4	Loyola	12-14-24
FT.....7	at LIU	12-18-24
FTA.....10	at LIU	12-18-24
Ast.....4	at Miami	12-21-24
Stl.....2	at Georgetown	11-20-24
Blk.....		
Min.....30	at Miami	12-21-24

CAREER HIGHS

Category	Opponent	Date
Pts.....14	Fairfield	12-8-24
Reb.....7	Sacred Heart	1-12-25
FG.....5	vs. three opponents	
FGA.....13	Loyola	12-14-24
3FG.....1	vs. seven opponents	
3FGA.....4	Loyola	12-14-24
FT.....7	at LIU	12-18-24
FTA.....10	at LIU	12-18-24
Ast.....4	at Miami	12-21-24
Stl.....2	at Georgetown	11-20-24
Blk.....		
Min.....30	at Miami	12-21-24

MISCELLANEOUS

Category	2024-25	Career
10+ points.....	5	5
20+ points.....	0	0
5+ rebounds.....	4	4
10+ rebounds.....	0	0
2+ three-pointers.....	0	0
5+ assists.....	0	0
2+ steals.....	1	1
2+ blocks.....	0	0
Double-Doubles.....	0	0
Leading Scorer.....	0	0
Leading Rebounder.....	2	21
Assists Leader.....	1	1

2024-25 SEASON

♦ Had three points in his debut as a Mountaineer in the season-opening win over Notre Dame of Maryland...Recorded season-high 10 points in the Mount's win over Saint Francis...Made first starts as a Mountaineer at home against Fairfield, scoring season high 14 points in the victory...Recorded 13 points and six rebounds in the Mount's loss to Loyola...Hit 7-of-10 at the line en route to 11 points in win at LIU... Had 10 points and four assists in overtime win at Miami...Had nine points and a season high seven rebounds in the Mount's win over Sacred Heart.

CAREER NOTES

♦ Ervin joins the Mountaineers after playing the past two seasons at Peninsula College..In 2023-24, Ervin started all 30 games while averaging 19.2 points per game...Connected on 47-of-139 (.338) from three-point range while adding 4.4 rebounds, 3.1 assists and 1.2 steals per game...Registered 13 games with 20 or more points while scoring 30 or more three times...He had a season-high 32 points on two occasions.

2024-25 Game-by-Game Statistics

Opponent	Date	MIN	FG-A	3FG-A	FT-A	O-R-D	PF	AST	TO	BLK	STL	PTS
Notre Dame of Maryland	11-4	14	1-3	1-1	0-0	0-1-1	3	0	4	0	1	3
at Maryland	11-8	13	1-5	1-2	1-2	2-1-3	2	0	4	0	0	4
at Bucknell	11-13	7	2-2	0-0	0-0	0-0-0	0	0	1	0	0	4
Saint Francis U	11-16	15	5-8	0-2	0-1	2-0-2	0	1	1	0	0	10
at Georgetown	11-20	16	2-6	1-1	0-0	0-1-1	1	1	1	0	2	5
Delaware St.	11-23	16	1-4	0-2	0-1	0-3-3	2	2	0	0	0	2
at Howard	11-30	14	0-4	0-1	4-4	0-2-2	3	0	0	0	1	4
at Marist	12-6	18	3-9	0-2	0-0	1-2-3	2	1	0	0	1	6
Fairfield	12-8	19	5-8	1-2	3-4	0-2-2	3	2	2	0	1	14
Loyola	12-14	24	5-13	0-4	3-3	2-4-6	5	2	4	0	0	13
at LIU	12-18	20	2-9	0-3	7-10	1-0-1	3	0	1	0	0	11
at Miami	12-21	30	3-8	1-1	3-4	2-1-3	2	4	5	0	1	10
at George Mason	12-28	18	1-5	1-3	0-4	0-1-1	4	0	1	0	1	3
Niagara	1-5	20	1-4	0-1	2-2	0-1-1	0	1	6	0	0	4
at Manhattan	1-10	23	4-7	0-1	0-0	1-4-5	3	1	1	0	1	8
Sacred Heart	1-12	21	3-6	1-3	2-4	2-5-7	1	1	2	0	0	9
at Rider	1-16	12	1-6	0-1	0-0	0-6-6	0	1	3	0	1	2
Quinnipiac	1-18	13	1-8	0-3	0-0	0-0-0	0	0	2	0	0	2
at Siena	1-23	6	0-2	0-1	0-0	1-0-1	0	0	0	0	1	0
Manhattan	1-25	DNP-Coaches Decision										
at Merrimack	1-31	6	0-1	0-0	0-0	0-0-0	0	0	1	0	0	0
at Saint Peter's	2-2	13	0-2	0-1	0-0	1-0-1	0	2	1	0	0	0
Iona	2-6											
at Niagara	2-14											
at Canisius	2-16											
Saint Peter's	2-21											
Rider	2-23											
at Fairfield	2-28											
Siena	3-2											
at Quinnipiac	3-6											
Marist	3-8											

CAREER STATISTICS

ERVIN, Javon

				Field Goals		3-Point		F-Throws		Rebounds								Scoring		
SEASON	TEAM	GP-GS	MIN/AVG	FG-FGA	FG%	3FG-3FGA	3FG%	FT-FTA	FT%	OFF	DEF	TOT	AVG	PF-FO	A	TO	BLK	STL	PTS	AVG
2024-25	MSM	21-9	339/16.2	41-120	.342	7-35	.200	25-39	.641	18	35	53	2.5	35-1	21	41	0	11	114	5.4
TOTAL		21-9	339/16.2	41-120	.342	7-35	.200	25-39	.641	18	35	53	2.5	35-1	21	41	0	11	114	5.4

XAVIER LIPSCOMB 45

Guard | Gr. | 6-2 | 195
Washington, D.C. | St. Stephen's &
St. Agnes School | Radford



2024-25 SEASON

♦ Tallied four points and seven assists in the season-opening win over Notre Dame of Maryland...Had seven assists at Maryland...Recorded 12 points and for rebounds in double-overtime win at Bucknell...Had 10 points in home win over Saint Francis...Had 12 points and five assists in home win over Fairfield...Had 10 points, five rebounds and four assists in the home win over Niagara...Recorded 11 points, six assists and four rebounds in win at Manhattan...Had 10 points and a career-high 13 assists in the Mount's win over Sacred Heart, posting first career double-double...Had nine assists in loss at Siena.

CAREER NOTES

♦ Missed all but the first two games with a foot injury last season.

2024-25 SEASON HIGHS

Category	Opponent	Date
Pts.....12	vs. two opponents	
Reb.....8	Manhattan	1-25-25
FG.....4	vs. three opponents	
FGA.....9	vs. three opponents	
3FG.....2	vs. eight opponents	
3FGA.....6	vs. two opponents	
FT.....6	vs. two opponents	
FTA.....8	vs. two opponents	
Ast.....13	Sacred Heart	1-12-25
Stl.....2	vs. two opponents	
Blk.....1	vs. three opponents	
Min.....39	at Bucknell	11-13-24

CAREER HIGHS

Category	Opponent	Date
Pts.....14	vs. two opponents	
Reb.....9	at UNC Asheville	1-24-21
FG.....4	vs. seven opponents	
FGA.....9	vs. three opponents	
3FG.....3	Hampton	1-5-21
3FGA.....6	vs. two opponents	
FT.....7	at UNC Asheville	1-25-21
FTA.....9	at UNC Asheville	1-24-21
Ast.....13	Sacred Heart	1-12-25
Stl.....5	at Howard	12-21-22
Blk.....1	vs. eight opponents	
Min.....39	at Bucknell	11-13-24

MISCELLANEOUS

Category	2024-25	Career
10+ points.....	6	16
20+ points.....	0	0
5+ rebounds.....	6	6
173333333		
10+ rebounds.....	0	0
2+ three-pointers.....	5	13
5+ assists.....	10	12
2+ steals.....	2	11
2+ blocks.....	0	0
Double-Doubles.....	1	1
Leading Scorer.....	0	1
Leading Rebounder.....	1	3

2024-25 Game-by-Game Statistics

Opponent	Date	MIN	FG-A	3FG-A	FT-A	O-R-D	PF	AST	TO	BLK	STL	PTS
Notre Dame of Maryland	11-4	24	2-4	0-2	0-0	1-1-2	1	7	3	0	0	4
at Maryland	11-8	34	0-2	0-1	4-8	2-0-2	4	7	4	0	1	4
at Bucknell	11-13	39	4-9	2-5	2-3	0-4-4	4	2	4	0	1	12
Saint Francis U	11-16	32	3-6	2-5	2-2	0-3-3	0	0	1	1	0	10
at Georgetown	11-20	27	1-3	1-1	1-2	1-0-1	0	5	2	0	1	4
DELAWARE ST.	11-23	34	2-8	0-2	2-3	0-4-4	1	1	2	0	1	6
at Howard	11-30	32	0-7	0-4	6-6	0-0-0	4	5	3	0	1	6
at Marist	12-6	31	2-9	1-6	3-3	0-3-3	0	3	1	0	1	8
Fairfield	12-8	31	2-5	2-5	6-8	1-1-2	2	5	1	1	1	12
Loyola	12-14	36	1-4	1-3	2-4	0-5-5	0	4	2	1	1	5
at LIU	12-18	32	2-6	2-3	2-2	0-4-4	2	4	2	0	1	8
at Miami	12-21	36	1-2	1-1	1-2	0-3-3	2	3	4	1	2	4
at George Mason	12-28	32	2-9	2-6	0-1	0-2-2	2	5	3	0	0	6
Niagara	1-5	33	4-6	2-4	0-0	0-5-5	1	4	0	0	1	10
at Manhattan	1-10	36	4-6	2-4	1-2	0-4-4	2	6	0	0	0	11
Sacred Heart	1-12	35	3-7	2-5	2-2	2-2-4	3	13	5	0	1	10
at Rider	1-16	33	2-6	1-3	0-0	1-4-5	3	5	3	0	1	5
Quinnipiac	1-18	32	0-4	0-1	0-0	1-2-3	4	3	1	0	0	0
at Siena	1-23	35	1-5	0-2	1-2	0-6-6	3	9	1	0	1	3
Manhattan	1-25	35	1-4	0-2	2-2	1-7-8	4	2	3	0	2	4
at Merrimack	1-31	33	1-2	1-1	5-6	1-4-5	1	3	1	0	0	8
at Saint Peter's	2-2	30	1-4	1-3	0-0	0-2-2	2	3	2	0	1	3
Iona	2-6											
at Niagara	2-14											
at Canisius	2-16											
Saint Peter's	2-21											
Rider	2-23											
at Fairfield	2-28											
Siena	3-2											
at Quinnipiac	3-6											
Marist	3-8											

CAREER STATISTICS

LIPSCOMB, Xavier

				Field Goals		3-Point		F-Throws		Rebounds									Scoring	
SEASON	TEAM	GP-GS	MIN/AVG	FG-FGA	FG%	3FG-3FGA	3FG%	FT-FTA	FT%	OFF	DEF	TOT	AVG	PF-FO	A	TO	BLK	STL	PTS	AVG
2020-21	Rad	27-17	665/24.6	50-120	.417	19-48	.396	60-74	.811	4	79	83	3.1	49-0	44	60	2	12	179	6.6
2021-22	Rad	20-8	271/13.5	17-54	.315	6-21	.286	6-10	.600	4	25	29	1.5	17-0	34	26	1	9	46	2.3
2022-23	MSM	32-6	601/18.8	41-100	.410	18-39	.462	28-33	.848	4	78	82	2.6	41-0	43	35	2	24	128	4.0
2023-24	MSM	2-2	47/23.7	4-9	.444	2-5	.400	0-0	.000	3	6	9	4.5	3-0	8	4	0	2	10	5.0
2024-25	MSM	22-22	723/32.8	39-118	.331	23-69	.333	42-58	.724	11	66	77	3.5	45-0	99	48	4	18	143	6.5
TOTAL FOR MSM		56-30	1371/24.5	84-227	.370	43-113	.381	70-91	.769	18	150	168	3.0	89-0	150	87	6	44	281	5.0
TOTAL		103-55	2307/22.4	151-401	.377	68-182	.374	136-175	.777	26	254	280	2.7	155-0	228	173	9	65	506	4.9

NCAA TOURNAMENT 1995, 1999, 2008, 2014, 2017, 2021

2024-25 OVERALL STATISTICS



2024-25 Mount St. Mary's Men's Basketball Combined Team Statistics All games

Page 1/1
as of Feb 02, 2025

Game Records

Record	Overall	Home	Away	Neutral
ALL GAMES	13-9	6-3	7-6	0-0
CONFERENCE	6-5	3-2	3-3	0-0
NON-CONFERENCE	7-4	3-1	4-3	0-0

Score by Periods

Team	1st	2nd	OT	TOT
Mount St. Mary's	720	805	34	1559
Opponents	756	801	26	1583

Team Box Score

No.	Player	Total				3-Point		F-Throw		Rebounds													
		GP-GS	MIN	AVG	FG-FGA	FG%	3FG-3FGA	3FG%	FT-FTA	FT%	OFF	DEF	TOT	AVG	PF	DQ	A	TO	BLK	STL	PTS	AVG	
4	ADEBAYO, Dola	22-22	610:45	27.8	103-199	.518	13-41	.317	72-96	.750	49	88	137	6.2	61	4	23	47	23	17	291	13.2	
8	HOBBS, Dallas	16-12	406:02	25.4	61-166	.367	26-83	.313	45-55	.818	3	56	59	3.7	31	0	50	42	0	16	193	12.1	
13	ARD JR., Terrell	16-3	411:43	25.7	68-129	.527	1-6	.167	45-60	.750	34	79	113	7.1	24	0	35	34	6	22	182	11.4	
14	CORDILIA, Jedy	21-19	585:57	27.9	89-147	.605	2-5	.400	25-37	.676	58	100	158	7.5	64	2	20	35	22	7	205	9.8	
1	PACHECO, Carmelo	21-21	582:53	27.8	61-134	.455	54-120	.450	18-24	.750	10	26	36	1.7	27	0	25	7	3	15	194	9.2	
45	LIPSCOMB, Xavier	22-22	722:31	32.8	39-118	.331	23-69	.333	42-58	.724	11	66	77	3.5	45	0	99	48	4	18	143	6.5	
2	KEYES, Arlandus	21-2	352:58	16.8	41-114	.360	23-73	.315	16-20	.800	5	55	60	2.9	29	1	45	34	3	21	121	5.8	
23	ERVIN, Javon	21-9	339:27	16.2	41-120	.342	7-35	.200	25-39	.641	18	35	53	2.5	35	1	21	41	0	11	114	5.4	
9	KHADRE KÉBÉ, Abdou	22-0	280:43	12.8	23-74	.311	11-44	.250	11-16	.688	10	25	35	1.6	27	0	12	22	1	17	68	3.1	
10	HAIGH, Patrick	10-0	54:58	5.5	6-25	.240	5-23	.217	0-0	.000	3	1	4	0.4	5	0	1	2	1	0	17	1.7	
3	OGUNFUYE, Jonathan	3-0	07:27	2.5	2-2	1.000	0-0	.000	0-0	.000	2	1	3	1.0	0	0	0	1	0	0	4	1.3	
5	DREAD, Malcolm	8-0	50:32	6.3	4-10	.400	2-5	.400	0-0	.000	0	8	8	1.0	5	0	0	5	0	1	10	1.3	
12	WILSON, Trey	15-0	67:02	4.5	4-9	.444	2-3	.667	7-11	.636	3	9	12	0.8	7	0	3	8	2	3	17	1.1	
6	HARTMAN, Jaxon	1-0	02:00	2.0	0-0	.000	0-0	.000	0-0	.000	0	0	0	0.0	0	0	0	0	0	0	0	0.0	
Team											30	32	62					10					
Total		22	4475		542-1247	.435	169-507	.333	306-416	.736	236	581	817	37.1	360	8	334	336	65	148	1559	70.9	
Opponents		22	4475		566-1343	.421	184-581	.317	267-378	.706	253	510	763	34.7	361	8	289	269	68	207	1583	72.0	

Team Statistics

	MSM	OPP
Scoring		
Points per game	70.9	72.0
Scoring margin	-1.1	-
Field goals-att		
Field goal pct	.435	.421
3 point fg-att		
3-point FG pct	.333	.317
3-pt FG made per game	7.7	8.4
Free throws-att		
Free throw pct	.736	.706
F-Throws made per game	13.9	12.1
Rebounds		
Rebounds per game	37.1	34.7
Rebounding margin	+2.5	-
Assists		
Assists per game	15.2	13.1
Turnovers		
Turnovers per game	15.3	12.2
Turnover margin	-3.0	-
Assist/turnover ratio	1.0	1.1
Steals		
Steals per game	6.7	9.4
Blocks		
Blocks per game	3.0	3.1
Winning streak		
Home win streak	0	-
Attendance		
Home games-Avg/Game	9-1854	13-2777
Neutral site-Avg/Game	-	0-0

Team Results

Date	Opponent		Score	Att.
11/04/2024	Notre Dame (MD)	W	98-62	1711
11/08/2024	at Maryland	L	52-86	11726
11/13/2024	at Bucknell	Wot2	93-89	1381
11/16/2024	Saint Francis	W	66-58	2133
11/20/2024	at Georgetown	L	51-79	2756
11/23/2024	Delaware St.	W	76-66	1590
11/30/2024	at Howard	W	79-75	655
12/06/2024	at Marist	L	50-53	1596
12/08/2024	Fairfield	W	101-94	1213
12/14/2024	Loyola Maryland	L	69-77	1527
12/18/2024	at LIU	W	80-72	343
12/21/2024	at Miami (FL)	Wot	78-74	5539
12/28/2024	at George Mason	L	56-64	3295
01/05/2025	Niagara	W	68-62	1581
01/10/2025	at Manhattan	W	75-66	350
01/12/2025	Sacred Heart	W	73-71	1980
01/16/2025	at Rider	L	60-66	1624
01/18/2025	Quinnipiac	L	57-91	2140
01/23/2025	at Siena	L	68-82	4444
01/25/2025	Manhattan	L	64-74	2812
01/31/2025	at Merrimack	W	66-58	1712
02/02/2025	at Saint Peter's	W	79-64	679

2024-25 MAAC STATISTICS



2024-25 Mount St. Mary's Men's Basketball Combined Team Statistics In Conference games

Page 1/1
as of Feb 02, 2025

Game Records

Record	Overall	Home	Away	Neutral
ALL GAMES	6-5	3-2	3-3	0-0
CONFERENCE	6-5	3-2	3-3	0-0
NON-CONFERENCE	0-0	0-0	0-0	0-0

Score by Periods

Team	1st	2nd	OT	TOT
Mount St. Mary's	373	388	0	761
Opponents	370	411	0	781

Team Box Score

No.	Player	Total					3-Point		F-Throw		Rebounds				PF		DQ		A		TO		BLK		STL		PTS		AVG
		GP-GS	MIN	AVG	FG-FGA	FG%	3FG-3FGA	3FG%	FT-FTA	FT%	OFF	DEF	TOT	AVG	PF	DQ	A	TO	BLK	STL	PTS	AVG							
4	ADEBAYO, Dola	11-11	312:14	28.4	57-102	.559	8-22	.364	36-50	.720	21	40	61	5.5	29	2	17	27	12	8	158	14.4							
8	HOBBS, Dallas	8-5	204:52	25.6	26-78	.333	10-38	.263	25-30	.833	1	30	31	3.9	17	0	23	21	0	4	87	10.9							
14	CORDILIA, Jedy	11-11	334:57	30.4	53-87	.609	0-1	.000	11-16	.688	37	57	94	8.5	28	0	13	19	11	6	117	10.6							
1	PACHECO, Carmelo	11-11	316:28	28.8	35-70	.500	31-65	.477	12-15	.800	4	14	18	1.6	13	0	13	6	2	8	113	10.3							
13	ARD JR., Terrell	5-0	110:34	22.1	19-40	.475	0-2	.000	7-13	.538	8	18	26	5.2	5	0	10	5	1	7	45	9.0							
2	KEYES, Arlandus	11-1	190:17	17.3	26-60	.433	19-43	.442	7-9	.778	2	39	41	3.7	16	1	28	17	2	7	78	7.1							
45	LIPSCOMB, Xavier	11-11	363:50	33.1	21-58	.362	12-36	.333	20-25	.800	7	40	47	4.3	25	0	56	18	1	9	74	6.7							
23	ERVIN, Javon	10-5	151:03	15.1	18-53	.340	2-15	.133	7-10	.700	9	21	30	3.0	10	0	11	19	0	5	45	4.5							
9	KHADRE KÉBÉ, Abdou	11-0	119:49	10.9	7-31	.226	3-18	.167	5-7	.714	6	7	13	1.2	11	0	5	12	0	5	22	2.0							
10	HAIGH, Patrick	6-0	32:53	5.5	3-14	.214	3-13	.231	0-0	.000	1	0	1	0.2	2	0	1	1	1	0	9	1.5							
5	DREAD, Malcolm	7-0	47:31	6.8	4-10	.400	2-5	.400	0-0	.000	0	8	8	1.1	5	0	0	4	0	1	10	1.4							
12	WILSON, Trey	4-0	14:03	3.5	1-3	.333	1-2	.500	0-2	.000	0	1	1	0.3	2	0	0	0	0	0	3	0.8							
3	OGUNFUYE, Jonathan	1-0	01:28	1.5	0-0	.000	0-0	.000	0-0	.000	0	0	0	0.0	0	0	0	0	0	0	0	0.0							
Team											14	13	27				6												
Total		11	2200		270-606	.446	91-260	.350	130-177	.734	110	288	398	36.2	163	3	177	155	30	60	761	69.2							
Opponents		11	2200		281-672	.418	113-328	.345	106-152	.697	125	240	365	33.2	160	2	151	118	34	96	781	71.0							

Team Statistics

	MSM	OPP
Scoring	761	781
Points per game	69.2	71.0
Scoring margin	-1.8	-
Field goals-att	270-606	281-672
Field goal pct	.446	.418
3 point fg-att	91-260	113-328
3-point FG pct	.350	.345
3-pt FG made per game	8.3	10.3
Free throws-att	130-177	106-152
Free throw pct	.734	.697
F-Throws made per game	11.8	9.6
Rebounds	398	365
Rebounds per game	36.2	33.2
Rebounding margin	+3.0	-
Assists	177	151
Assists per game	16.1	13.7
Turnovers	155	118
Turnovers per game	14.1	10.7
Turnover margin	-3.4	-
Assist/turnover ratio	1.1	1.3
Steals	60	96
Steals per game	5.5	8.7
Blocks	30	34
Blocks per game	2.7	3.1
Winning streak	2	-
Home win streak	0	-
Attendance	9726	10405
Home games-Avg/Game	5-1945	6-1734
Neutral site-Avg/Game	-	0-0

Team Results

Date	Opponent		Score	Att.
12/06/2024	at Marist	L	50-53	1596
12/08/2024	Fairfield	W	101-94	1213
01/05/2025	Niagara	W	68-62	1581
01/10/2025	at Manhattan	W	75-66	350
01/12/2025	Sacred Heart	W	73-71	1980
01/16/2025	at Rider	L	60-66	1624
01/18/2025	Quinnipiac	L	57-91	2140
01/23/2025	at Siena	L	68-82	4444
01/25/2025	Manhattan	L	64-74	2812
01/31/2025	at Merrimack	W	66-58	1712
02/02/2025	at Saint Peter's	W	79-64	679

2024-25 BOX SCORES



Official Basketball Box Score - Final
Notre Dame (MD) at Mount St. Mary's
11/04/24 Knott Arena, Emmitsburg
2024-25 Men's Basketball

Game Time: 7:00 PM
Game Duration: 2:04
Attendance: 1,711

Officials: Jared Trotman, Jason Stalworth, Joseph Carmione

Notre Dame (MD) - 62

Record: 0-0

NO.	Name	Min	FG		3P	FT	Rebounds		Fouls		TP	AS	TO	ST	Blocks		+/-
			M-A	M-A	M-A	M-A	OR	DR	FF	FD					BS	BA	
5	Amari Bell	F 13:12	0-5	0-1	0-0	1	1	2	0	1	0	0	0	1	0	0	-15
23	Jahbreco Daposta	F 22:22	2-3	0-0	0-0	2	4	6	2	1	4	0	1	2	0	0	-13
1	Jackson Pugh	G 17:57	0-4	0-1	0-0	0	1	1	0	1	0	1	1	2	0	1	-17
7	Chandler Johnson	G 13:55	0-4	0-2	0-0	1	0	1	2	0	0	1	2	1	0	0	-15
12	Jamal Lee	G 16:44	2-4	1-2	2-3	0	1	1	1	3	7	1	4	2	1	1	-15
8	Anthony Wright	16:25	1-4	0-0	0-1	0	0	0	0	2	3	2	1	0	1	0	-21
4	K'Won Harrison	17:22	6-12	3-7	0-0	1	1	2	1	15	2	2	2	0	1	1	-11
55	Ahmad Harrison	16:45	0-9	0-2	0-0	0	0	1	5	6	3	2	0	0	0	1	-9
0	Jermaine Koger Jr.	18:20	7-9	1-2	0-0	1	1	2	1	15	0	1	1	1	1	0	-8
14	Corwin Holland II	06:30	0-3	0-1	0-0	1	0	1	2	0	0	0	0	0	0	0	-18
2	Dezmynn Nicholson	05:09	0-4	0-1	0-0	0	3	3	1	0	0	0	3	0	0	1	-17
33	Dylan Long	04:05	0-0	0-0	0-0	0	1	1	2	0	0	0	0	0	0	0	-16
11	Tristan Alvarez	08:02	0-1	0-1	1-2	0	0	0	1	1	1	1	1	0	0	0	-12
21	Jalen Yates	06:32	0-1	0-1	0-0	0	0	0	1	0	0	0	1	0	0	0	-2
24	Mike Duffy	06:32	1-1	1-1	0-0	1	0	1	0	0	3	1	1	1	0	0	-2
10	Braedon Beard	05:14	3-4	1-2	2-3	0	1	1	1	2	9	0	0	1	0	0	3
15	Azaan Sheikh	02:21	0-4	0-4	0-0	1	0	1	0	0	0	1	0	1	0	1	0
25	Joshua Butler	02:33	0-0	0-0	0-0	0	0	0	0	0	0	0	0	0	0	0	4
Team						8			2			0			0		
Totals			22-72			7-28			17			16			33		

Technical Fouls: NONE

Mount St. Mary's - 98

Record: 1-0

NO.	Name	Min	FG		3P	FT	Rebounds		Fouls		TP	AS	TO	ST	Blocks		+/-
			M-A	M-A	M-A	M-A	OR	DR	FF	FD					BS	BA	
4	Dola Adebayo	F 19:10	5-7	0-1	6-8	1	6	7	3	6	16	1	1	1	1	0	23
14	Jedy Cordlia	F 25:32	5-6	1-1	3-4	2	9	11	2	2	14	0	1	1	3	0	29
1	Carmelo Pacheco	G 18:55	1-4	1-3	1-2	0	0	0	1	2	4	3	0	1	1	0	16
8	Dallas Hobbs	G 22:33	7-13	1-5	2-2	0	2	2	0	1	17	5	6	2	0	0	27
45	Xavier Lipscomb	G 23:40	2-4	0-2	0-0	1	1	2	1	0	4	7	3	0	0	0	23
13	Terrell Ard Jr.	21:35	4-7	0-0	4-5	5	9	14	4	12	0	2	2	1	0	0	19
23	Javon Ervin	14:25	1-3	1-1	0-0	0	1	1	3	0	3	0	4	1	0	1	5
9	Abdou Khadre Kébé	19:40	4-7	2-5	0-0	0	3	3	0	10	1	1	3	0	1	1	16
2	Arlandus Keyes	15:14	1-3	1-3	0-0	0	1	1	2	1	6	4	3	1	0	0	22
12	Trey Wilson	11:09	1-2	1-1	0-0	2	1	3	1	3	8	0	2	0	2	0	12
3	Jonathan Ogunluyé	03:59	1-1	0-0	0-0	2	1	3	0	0	2	1	0	0	0	0	-7
10	Patrick Haigh	03:59	1-3	0-2	0-0	0	1	1	1	0	2	0	0	0	0	0	-5
Team						1			2			0			0		
Totals			33-60			8-24			14			37			51		

Technical Fouls: NONE

NDMD		MOUNT		Points from		NDMD		MOUNT		Period by Period Scoring	
Biggest lead		0 (1 st 20:00)		43 (2 nd 3:59)		Turnovers		22		1st	
Best Scoring Run		7 (2 nd 1:15)		21 (2 nd 3:59)		Paint		28		NDMD	
Lead Changes		0		21 (2 nd 3:59)		Second Chance		17		31	
Times Tied		0		21 (2 nd 3:59)		Fast Breaks		10		31	
Time with Lead		00:00		39:11		Bench		51		45	
										MOUNT	
										98	



Official Basketball Box Score - Final
Mount St. Mary's at Bucknell
11/13/24 Spika Pavilion, Lewisburg
2024-25 Men's Basketball

Game Time: 7:00 PM
Game Duration: 2:37
Attendance: 1,381

Officials: Jeffery Clark, Ed Corles, Tim Kelly

Mount St. Mary's - 93

Record: 2-1

NO.	Name	Min	FG		3P	FT	Rebounds		Fouls		TP	AS	TO	ST	Blocks		+/-
			M-A	M-A	M-A	M-A	OR	DR	FF	FD					BS	BA	
4	Dola Adebayo	F 28:20	3-5	0-1	0-2	4	3	7	5	2	6	1	3	0	0	0	-12
13	Terrell Ard Jr.	F 32:16	6-10	0-1	1-3	1	5	6	3	6	13	2	1	0	1	1	3
1	Carmelo Pacheco	G 37:50	3-10	3-10	1-2	0	3	3	2	1	10	3	0	1	0	0	12
8	Dallas Hobbs	G 35:38	5-14	4-9	5-6	0	6	6	0	4	19	1	2	2	0	3	1
45	Xavier Lipscomb	G 39:27	4-9	2-5	2-3	0	4	4	4	4	12	2	4	1	0	1	-1
2	Arlandus Keyes	17:29	1-5	0-3	0-0	0	3	3	2	0	2	4	1	1	0	0	12
14	Jedy Cordlia	35:07	8-10	0-0	6-8	0	3	8	4	7	22	3	0	1	2	0	16
9	Abdou Khadre Kébé	12:34	1-3	1-1	2-4	0	2	2	0	2	5	0	0	0	0	2	-3
23	Javon Ervin	07:26	2-2	0-0	0-0	0	0	0	0	0	4	0	1	0	0	0	-4
12	Trey Wilson	03:53	0-0	0-0	0-0	0	2	2	0	0	0	0	1	0	0	0	-4
Team						1			0			0			0		
Totals			33-68			10-30			17-28			11			42		

Technical Fouls: NONE

Bucknell - 89

Record: 2-2

NO.	Name	Min	FG		3P	FT	Rebounds		Fouls		TP	AS	TO	ST	Blocks		+/-
			M-A	M-A	M-A	M-A	OR	DR	FF	FD					BS	BA	
22	Ruot Bijek	F 29:57	6-12	1-6	1-1	3	2	5	5	1	14	4	0	1	2	0	5
3	Noah Williamson	C 40:37	4-14	0-4	4-8	1	9	10	3	7	12	2	0	0	3	0	0
5	Elvin Edmonds IV	G 43:07	7-15	0-5	2-4	3	6	9	3	5	16	3	4	2	0	2	6
13	Josh Bascoe	G 43:26	9-16	2-5	0-0	1	5	6	3	2	20	4	3	2	1	0	-11
24	Achille Spadone	G 34:38	4-9	2-5	2-3	0	1	1	4	4	12	0	1	1	0	0	0
2	Jayden Williams	09:03	1-2	1-2	0-0	0	1	1	1	0	3	0	1	0	0	0	-8
11	Brady Muller	07:26	0-1	0-1	0-0	0	2	2	0	0	0	1	1	0	0	0	-2
23	Pip Ajayi	09:37	1-1	0-0	0-0	1	0	1	1	2	0	0	2	0	1	0	-3
10	Brandon McCreesh	30:52	3-5	2-3	2-2	1	1	2	3	1	10	1	0	2	0	1	-3
4	Josh Fulton	01:17	0-0	0-0	0-0	0	0	1	1	2	0	0	0	0	0	0	-4
Team						0			0			0			0		
Totals			35-75			8-31			11-18			28			28		

Technical Fouls: NONE

	MOUNT		BUCK		Points from		MOUNT		BUCK		Period by Period Scoring				
Biggest lead	6 (1 st 07:26)		15 (2 nd 15:36)		Turnovers	16	20				1st	2nd	OT	1	
Best Scoring Run	13 (2 nd 1:21)		12 (1 st 7:03)		Paint	42	50				MOUNT	33	38	8	1
Lead Changes	4				Second Chance	10	19								
Times Tied	6				Fast Breaks	2	6				BUCK	39	32	8	1
Time with Lead	18:45		28:30		Bench	33	15								

2024-25 BOX SCORES



Official Basketball Box Score - Final
Mount St. Mary's at Georgetown
11/20/24 Capital One Arena, Washington
2024-25 Men's Basketball

Game Time: 8:30 PM
Game Duration: 1:51
Attendance: 2,756

Officials: Evon Burroughs, Greg Evans, Mike Palau

Mount St. Mary's - 51

Record: 3-2

NO. Name	Min	FG	3P	FT	Rebounds	Fouls	TP	AS	TO	ST	Blocks	+/-
4 Dola Adebayo	F 22:43	4-11	0-2	2-2	3 3 6	3 1	10	0	2	0	1 1	0 -12
13 Terrell Ard Jr.	F 35:16	6-14	0-0	0-0	2 4 6	3 1	12	4	3	1	0 0	0 -31
1 Carmelo Pacheco	G 19:25	0-4	0-3	0-0	2 0 2	1 0	0	1	0	0	0 0	-21
8 Dallas Hobbs	G 23:46	3-10	1-5	1-2	0 1 7	2 1	8	2	2	1	0 0	-23
45 Xavier Lipscomb	G 26:33	1-3	1-1	1-2	1 0 1	0 2	4	5	2	1	0 0	-8
2 Arlandus Keyes	16:08	1-8	1-3	0-0	0 1 1	1 2	3	0	0	0	0 0	-12
14 Jedy Cordilla	22:01	2-6	0-1	0-0	4 3 7	4 0	4	0	2	0	1 1	-13
9 Abdou Khadre Kébé	13:23	2-4	1-3	0-0	1 1 2	1 0	5	0	0	3	0 0	-2
23 Javon Ervin	16:21	2-6	1-1	0-0	0 1 1	1 4	5	1	1	2	0 0	-15
12 Trey Wilson	04:24	0-1	0-0	0-0	0 1 1	0 0	1	0	0	0	0 0	-3
Team					0 2 2		0	1				
Totals		21-67	5-19	4-6	13 23 36	16 11	57	14	13	8	2 2	-28

Technical Fouls: NONE

Georgetown - 79

Record: 3-1

NO.	Name	Min	FG	3P	FT	Reb	OR	Reb Tot	Fouls	TP	AS	TO	ST	Blocks	+/-
20	Drew Fielder	F 21:43	4-6	0-1	1-2	3 4 7	2	3	9	0	2	0	0	0	15
35	Thomas Sorber	F 23:20	7-10	0-0	0-1	4 8 12	2	4	14	5	1	1	0	1	20
2	Malik Mack	G 34:05	4-14	1-5	1-2	0 4 4	2	2	10	5	2	0	0	1	15
5	Micah Peavy	G 26:37	4-6	2-4	2-2	0 4 4	1	1	12	4	3	1	1	0	21
10	Jayden Epps	G 31:42	6-14	3-7	4-4	0 4 0	5	19	2	1	0	0	0	0	28
25	Julius Halaforua	16:40	3-5	0-0	0-0	1 1 2	0	6	0	1	0	0	0	0	8
23	Jordan Burks	14:23	2-2	0-0	0-0	1 1 2	1	4	0	1	0	0	0	0	9
4	Caleb Williams	15:17	1-2	0-1	1-1	0 4 4	0	1	3	0	1	0	0	0	11
45	Kayvaun Mulready	14:13	1-5	0-2	0-0	1 2 3	1	0	2	1	0	1	0	0	11
Team						2 0 2			0		1				
Totals			32-64	6-20	9-12	12 31 43	11	16	79	17	13	6	2	2	18

Technical Fouls: NONE

MT. SM	GTWN	Points from Turnovers	MT. SM	GTWN	Period by Period Scoring
0 (1 st 20:00)	31 (2 nd 1:20)	7 7 13	24 46	1st 2nd TOT	
Best Scoring Run	8 (1 st 5:05)	8 (2 nd 2:51)	Paint	22 29 51	
Lead Changes	0	Second Chance	10 12	MT. SM	22 29 51
Times Tied	0	Fast Breaks	7 23	GTWN	35 44 79
Time with Lead	00:00	Bench	17 15		

Shooting By Period
1 st FG% 14-30 46.7%
3PT% 4-9 44.4%
FT% 3-3 100%
2 nd FG% 18-34 52.9%
3PT% 2-11 18.2%
FT% 6-9 66.7%
GM FG% 32-64 50.0%
3PT% 6-20 30.0%
FT% 9-12 75.0%

Dead Ball Rebounds: 0 2



Official Basketball Box Score - Final
Delaware St. at Mount St. Mary's
11/23/24 Knott Arena, Emmitsburg
2024-25 Men's Basketball

Game Time: 4:00 PM
Game Duration: 2:02
Attendance: 1,590

Officials: Mikerlange Flary, Tony Crisp, Vasil Milius

Delaware St. - 66

Record: 2-4

NO.	Name	Min	FG	3P	FT	Rebounds	Fouls	TP	AS	TO	ST	Blocks	+/-	
1	Aliston Andrews	F 23:17	0-0	0-0	1-2	3	4	1	0	0	2	2	1	0 -5
25	Munster Newton	F 35:08	5-5	0-0	0-0	4 1 5	2 0	10	0	1	1	1	0	-5
0	Robert Smith	G 29:46	5-15	2-10	2-5	1 5 6	3 4	14	2	3	0	0	2	0
3	Martez Robinson	G 34:25	7-18	0-1	2-2	2 1 3	2 7	16	1	0	2	0	2	-9
11	Kaseem Watson	G 37:20	8-18	0-1	0-1	3 3 6	1 4	16	1	1	0	0	0	-10
2	Corey Perkins	14:54	2-6	0-1	0-0	1 1 2	4 1	4	2	0	1	0	1	0
24	Raymond Somerville	18:14	3-4	0-0	0-0	2 4 6	1 0	6	0	0	1	2	0	-13
8	Dallas Hobbs	G 23:38	2-7	2-5	1-3	0 1 1	4 5	7	8	2	1	0	0	2
45	Xavier Lipscomb	G 00:30	0-0	0-0	0-0	0 4 1	1 0	0	1	1	0	0	0	-2
13	Kareem Watson	02:16	0-0	0-0	0-0	0 0 0	0 0	0	0	0	0	0	0	-2
5	John Clammons	00:40	0-1	0-0	0-0	1 0 1	0 0	0	0	0	0	0	0	-1
22	Dean Shepherd	00:31	0-0	0-0	0-0	0 0 0	0 0	0	0	0	0	0	0	-1
15	Ponce James	01:00	0-0	0-0	0-0	0 0 0	0 0	0	0	0	0	0	0	-2
Team						0 2 2	0	0	0	0	0	0	0	-2
Totals				30-67	2-13	4-9	15 20 35	18 17	66	7	8	7	4 5	-10

Technical Fouls: NONE

Mount St. Mary's - 76

Record: 4-2

NO. Name	Min	FG	3P	FT	Rebounds	Fouls	TP	AS	TO	ST	Blocks	+/-
		OR	DR	OR	DR	OR	DR					
4 Dola Adebayo	F 22:01	5-10	1-3	5-5	4 3 7	1 4	16	0	1	0	1 1	8
14 Jedy Cordilla	F 32:07	7-10	0-0	0-0	1 6 7	2 0	14	1	3	0	2 2	6
1 Carmelo Pacheco	G 20:26	4-5	4-5	2-2	2 1 3	1 1	14	3	0	0 0	0 4	2
8 Dallas Hobbs	G 23:38	2-7	2-5	1-3	0 1 1	4 5	7	8	2	1	0 0	2
45 Xavier Lipscomb	G 00:31	0-2	0-2	0-0	0 4 1	1 0	0	1	1	0 0	0 11	
13 Terrell Ard Jr.	25:52	5-7	0-0	4-4	1 4 5	2 3	14	0	3	0	1 0	6
9 Abdou Khadre Kébé	08:56	1-4	1-1	0-0	1 1 2	3 0	3	0	1	1 0	0 0	0
15 Arlandus Keyes	12:23	0-2	0-2	0-0	0 1 1	0 0	0	2	1	1 0	0 7	0
23 Javon Ervin	05:02	0-0	0-0	0-0	0 0 0	0 1	1	0	0	0 0	0 0	5
12 Trey Wilson	15:34	1-4	0-2	0-1	0 3 3	2 2	2	2	0	0 0	0 1	0
Team					4 1 5	0	0	0	0	0	0 0	0
Totals		27-57	8-20	14-18	13 25 38	17 18	76	17	13	4	5 4	10

Technical Fouls: NONE

DSU	MOUNT	Points from Turnovers	DSU	MOUNT	Period by Period Scoring
1 (1 st 15:52)	12 (2 nd 2:21)	18 17	36 36	1st 2nd TOT	
Best Scoring Run	8 (1 st 7:36)	11 (2 nd 2:21)	Paint	36 36	
Lead Changes	4	Second Chance	18 17	DSU	31 35 66
Times Tied	5	Fast Breaks	7 7	MOUNT	38 38 76
Time with Lead	00:36	Bench	10 19		

Shooting By Period
1 st FG% 12-26 46.2%
3PT% 7-15 46.7%
FT% 5-6 83.3%
2 nd FG% 9-24 37.5%
3PT% 1-6 12.5%
FT% 24-34 70.6%
GM FG% 21-50 42.0%
3PT% 8-23 34.8%
FT% 29-30 96.7%

Dead Ball Rebounds: 1 1



Official Basketball Box Score - Final
Mount St. Mary's at Howard
11/20/24 Burr Gymnasium, Washington
Howard vs. Mount St. Mary's

Game Time: 11:00 AM
Game Duration: 2:21
Attendance: 555

Officials:

Mount St. Mary's - 79

Record: 5-2

NO. Name	Min	FG	3P	FT	Rebounds	Fouls	TP	AS	TO	ST	Blocks	+/-
4 Dola Adebayo	F 26:37	3-4	1-1	4-4	1 2 3	3 3	11	0	1	1	0	15
14 Jedy Cordilla	F 16:24	2-3	0-0	1-1	1 3 4	5 4	5	1	2	0	0	6
1 Carmelo Pacheco	G 31:42	5-9	0-0	0-0	0 2 2	1 0	19	0	0	2 0	0	8
8 Dallas Hobbs	G 31:07	5-16	1-8	6-7	1 0 1	2 5	17	4	2	1 0	1	8
45 Xavier Lipscomb	G 32:08	0-7	0-4	6-6	0 0 0	4 3	6	5	3	1 0	0	8
9 Abdou Khadre Kébé	10:17	0-1	0-1	0-0	0 2 2	0 1	0	2	1	0 0	0	-8
13 Terrell Ard Jr.	29:57	4-6	0-0	8-8	2 7 9	2 5	16	0	2	0 0	0	-1
23 Javon Ervin	13:38	0-4	0-1	4-4	0 2 2	3 2	4	0	0	1 0	0	-6
5 Malcolm Dread	03:01	0-0	0-0	0-0	0 0 0	0 0	0	0	1	0 0	0	-6
12 Trey Wilson	05:10	1-1	0-0	0-0	0 0 0	0 0	0	0	1	0 0	0	-4
Team					0 6 6	0	0	0	0	0	0	-4
Totals		21-50	8-23	29-30	5 24 29	20 23	79	12	13	6	1 2	4

Technical Fouls: NONE

Howard - 75

Record: 3-5

NO.	Name	Min	FG	3P	FT	Rebounds	Fouls	TP	AS	TO	Blocks	+/-
2	Dom Campbell	F 22:57	4-6	0-0	2-2	3 5 8	4 3	10	0	4	1 0 0	0
1	Arwar Gill	G 30:44	5-9	0-2	6-10	0 3 3	5 6	18	3	2	1 0 0	0
5	Marcus Dockery	G 25:23	4-10	1-5	0-0	0 1 1	0 0	9	2	4	0 0 0	-3
7	Blake Harper	G 38:09	4-12	0-4	7-11	1 6 7	1 7	15	2	2	2 0 0	-6
8	Joshua Strong	G 29:51	4-7	4-7	0-0	0 2 2	2 1	12	2	0	0 0 0	3
15	Cameron Shockley-Okeke	13:38	2-4	2-4	1-2	0 2 2	5 2	7	1	0	1 0 0	-6
3	Jaren Johnson	20:21	0-1	0-0	2-2	0 2 2	2 1	2	0	0	0 0 0	-1
4	Miles Stewart	06:27	1-2	0-0	0-0	0 0 0	2 0	2	0	0	1 0 0	-8
14	Ayodele Taiwo	01:51	0-0	0-0	0-0	0 0 0	0 0	0	0	1	0 0 0	2
23	Mounir Hima	10:39	0-1	0-0	0-0	1 0 1	2 0	0	1	2	0 1 0	3
Team						0 2 2	0	0	0	0	0 0 0	-4
Totals			24-52	7-22	20-27	7 23 30	23 20	75	11	16	5 2 1	-4

Technical Fouls: NONE

MSM	HOW	Points from Turnovers	MSM	HOW	Period by Period Scoring
8 (2 nd 15:18)	6 (1 st 6:26)	20 13	24 26	1st 2nd TOT	
Best Scoring Run	13 (1 st 4:12)	8 (1 st 6:26)	Paint	36 43 79	
Lead Changes	11	Second Chance	3 10	MSM	36 43 79
Times Tied	9	Fast Breaks	15 11	HOW	34 41 75
Time with Lead	26:57	Bench	22 11		

Shooting By Period
1 st FG% 12-23 52.2%
3PT% 5-13 38.5%
FT% 5-7 71.4%
2 nd FG% 12-29 41.4%
3PT% 2-9 22.2%
FT% 15-20 75%
GM FG% 24-52 46.2%
3PT% 7-22 31.8%
FT% 20-27 74.1%

Dead Ball Rebounds: 3 1



Official Basketball Box Score - End of 2nd Period
Mount St. Mary's at Marist
12/06/24 McCann Arena, Poughkeepsie
2024-25 Men's Basketball

Game Time: 7:00 PM
Game Duration: 1:50

Officials: Ed Cordis, Adam Vandenburgh, Vasil Milius

Mount St. Mary's - 50

NO. Name	Min	FG	3P	FT	Reb	OR	DR	TUs	Ft	AS	TO	ST	Blocks		+/-	Shooting By Period		
													BS	BA		1st	2nd	
4 Dola Adebayo	F 21:38	3-5	0-1	1-2	0	4	4	2	1	7	1	4	1	0	0	-5	1st FGM 15-24	50.0%
14 Jedy Cordilla	F 27:08	2-2	0-0	0-0	5	7	12	1	1	4	1	2	0	0	0	-2	2nd FGM 14-24	58.3%
1 Carmelo Pacheco	G 29:38	2-3	2-3	0-0	0	0	0	1	0	6	0	1	0	0	0	-5	2ndFGM 8-31	25.8%
8 Dallas Hobbs	E 26:20	4-17	0-4	0-4	0	3	3	1	3	11	3	1	0	1	0	-4	3PTM 1-11	9.1%
45 Xavier Lipscomb	G 30:48	2-9	1-3	0-3	0	3	3	0	2	8	3	1	1	0	0	0	1st FGM 1-6	80.0%
13 Terrell Arr Jr.	26:45	0-1	0-2	4	4	8	1	3	8	2	2	2	1	0	0	-3	GMFGM 20-55	36.4%
9 Ardelo Khande Kibô	10:22	0-0	0-0	0-0	0	0	0	2	0	0	0	0	0	0	0	2	3PTM 3-17	17.6%
23 Jayvon Evin	16:14	3-3	0-0	0-0	0	0	0	0	0	0	0	0	0	0	0	0	FTM 7-11	63.6%
10 Carmelo Pacheco	04:20	0-0	0-0	0-0	0	0	0	0	0	0	0	0	0	0	0	-2	Detail Ball Rebounds: 3.0	
17 Trey Wilson	04:00	0-0	0-0	0-0	0	0	0	0	0	0	0	0	0	0	0	-2		
					0	2	2	0	0									
Total		20-55	3-17	7-11	10	25	35	10	11	50	11	13	7	1	2	-3		

2024-25 BOX SCORES



Official Basketball Box Score - Final
Fairfield at Mount St. Mary's
12/08/24 Knott Arena, Emmitsburg
2024-25 Men's Basketball

Game Time: 2:00 PM
Game Duration: 2:05
Attendance: 1,213

Officials: Clarence Armstrong, Mike Nardone, Steven Perry

Fairfield - 94

Record: 5-5 (1-1)

NO. Name	Min	FG M-A	3P M-A	FT M-A	Rebounds OR DR TOT	Fouls PF FO	TP	AS	TO	ST	Blocks BS BA	+/-				
12 Louis Bloechmore	F 20:33	4-5	2-3	1-2	11	2	3	1	11	2	1	0	0	-10		
33 Peyton Smith	F 15:48	3-7	0-2	0-0	0	1	1	0	6	0	0	1	1	0		
0 Deon Perry	G 10:39	0-4	0-3	2-2	0	0	0	1	1	1	0	0	0	-10		
3 Jamie Bergens	G 35:53	4-8	2-5	5-6	1	3	4	3	5	15	4	2	0	-1		
16 Prophet Johnson	G 29:41	9-16	0-3	4-5	6	4	10	3	6	22	5	1	2	0	0	3
1 Brinna Sack	G 03:24	0-0	0-0	0-0	0	0	0	0	0	0	0	0	0	-9		
4 Braden Sparks	17:18	5-12	4-8	2-3	0	0	0	3	2	16	4	0	1	0	3	5
5 Matt Curtis	05:06	1-2	0-0	0-0	0	0	0	0	1	2	0	0	0	0	-1	
14 Kyle Jenkins	09:39	1-2	0-1	0-0	0	0	0	0	0	0	0	0	0	0	-9	
15 Isaac Munkadi	20:25	1-4	0-1	1-2	2	4	6	3	1	3	1	1	0	5	0	5
13 Noah Best	21:24	5-6	2-3	1-2	1	5	6	3	2	13	0	0	0	1	0	1
25 Michael Rogan	10:00	1-2	0-1	0-0	0	1	1	1	0	2	0	0	0	0	-5	
Team		2	0	2	2	0	2	0	0	0	0	0	0	0	0	0
Totals		34-68	10-30	16-22	13	20	33	20	19	94	17	6	3	7	5	-7

Technical Fouls: NONE

Mount St. Mary's - 101

Record: 6-3 (1-1)

NO. Name	Min	FG M-A	3P M-A	FT M-A	Rebounds OR DR TOT	Fouls PF FO	TP	AS	TO	ST	Blocks BS BA	+/-			
4 Dola Adebayo	F 28:02	5-7	1-2	4-4	4	5	9	2	3	15	5	0	4	0	9
14 Jedy Cordilla	F 28:34	10-15	0-1	1-1	4	3	7	3	1	21	1	0	1	0	2
1 Carmelo Pacheco	G 10:36	1-2	0-1	0-0	0	0	0	0	1	2	1	0	0	0	2
23 Javon Ervin	G 18:30	5-8	1-2	3-4	0	2	2	3	2	14	2	2	1	0	1
45 Xavier Lipscomb	G 30:30	2-5	2-5	6-8	1	1	2	2	5	12	5	1	1	0	8
8 Dallas Hobbs	27:52	4-9	2-4	4-4	0	3	3	2	4	14	5	0	0	1	1
9 Abdou Khadre Kebé	13:29	0-3	0-2	1-2	0	0	0	1	1	1	0	1	0	0	2
13 Terrell Ard Jr.	23:23	3-7	0-0	2-4	2	6	8	2	3	8	3	0	0	0	1
2 Arlandus Keyes	14:51	4-7	3-5	0-0	2	2	2	2	0	11	1	0	0	0	1
12 Trey Wilson	04:12	1-2	1-1	0-0	0	0	0	0	2	3	0	0	0	1	9
Team		3	1	3	4	0	0	0	0	0	0	0	0	0	0
Totals		35-65	10-23	21-27	12	25	37	19	20	101	23	5	4	5	7

Technical Fouls: NONE

	STAGS	MOUNT	Points from		STAGS	MOUNT	Period by Period Scoring			
Biggest lead	0 (1 st 20:00)	16 (2 nd 5:14)	Turnovers	9	10		1st	2nd	TOT	
Best Scoring Run	8(1 st 10:12)	7 (1 st 14:02)	Paint	44	44					
Lead Changes	0		Second Chance	19	18	STAGS	39	55	94	
Times Tied	2		Fast Breaks	15	15					
Time with Lead	00:00	38:57	Bench	38	37	MOUNT	49	52	101	



Official Basketball Box Score - Final
Loyola Maryland at Mount St. Mary's
12/14/24 Knott Arena, Emmitsburg
2024-25 Men's Basketball

Game Time: 7:00 PM
Game Duration: 2:03
Attendance: 1,537

Officials: Tony Crisp, Jason Bradwell, Josh Anderson

Loyola Maryland - 77

Record: 5-4

NO.	Name	Min	FG	3P	FT	Rebounds	Fouls	TP	AS	TO	ST	Blocks	+/-
			M/A	M/A	M/A	OR DR TOT	PF FO						
1	Micos Ilie	F 27:43	1-6	0-1	6-8	0	8	8	4	6	8	4	2
6	Jacob Theodoros	G 25:32	2-10	2-5	7-8	0	3	3	4	6	13	2	1
7	Braeden Speed	G 34:11	4-7	1-3	2-2	1	2	3	0	3	11	4	3
15	Tyson Commander	G 34:58	2-4	1-3	0-0	1	2	3	0	0	5	2	1
23	David Brown III	G 27:46	2-5	1-4	4-4	2	0	2	4	2	9	0	1
3	Jordan Stiemke	30:44	7-15	4-10	4-6	0	5	5	4	22	2	1	2
1	Veljko Ilic	15:49	4-4	0-0	1-1	2	2	4	1	1	9	0	3
22	Samuel Gibbs	03:17	0-0	0-0	0-0	0	0	0	0	0	0	0	0
	Team		2	0	2	0	0	0	0	0	0	0	0
	Totals		22-51	9-26	24-29	8	22	30	17	22	77	14	15

Technical Fouls: NONE

Mount St. Mary's - 69

Record: 6-4

NO.	Name	Min	FG M/A	3P M/A	FT M/A	Rebounds OR DR TOT	Fouls PF FO	TP	AS	TO	ST	Blocks BS BA	+/-				
4	Dola Adebayo	F 29:17	5-10	1-2	3-4	2	3	5	5	4	14	1	2	2	0	1	
14	Jedy Cordilla	F 23:01	4-5	0-0	0-0	1	5	6	4	1	8	0	2	0	1	0	
2	Arlandus Keyes	G 27:53	3-7	0-3	2-2	2	1	3	1	1	8	5	4	3	0	0	
23	Javon Ervin	G 23:39	5-13	0-4	3-3	2	4	6	5	3	13	2	4	0	0	1	
45	Xavier Lipscomb	G 35:54	1-4	1-3	2-4	0	5	5	0	2	5	4	2	1	1	0	
9	Abdou Khadre Kebé	13:05	1-3	0-2	0-0	0	2	2	4	1	2	0	0	0	0	-20	
13	Terrell Ard Jr.	27:37	5-8	0-0	3-4	3	3	6	2	5	13	2	0	0	0	-15	
12	Trey Wilson	07:39	0-0	0-0	0-0	0	0	0	0	0	0	1	1	1	0	-7	
10	Patrick Hagh	11:55	2-7	2-7	0-0	2	0	2	1	0	0	0	1	0	0	-3	
Team			0	1	1	0	0	0	0	0	0	0	0	0	0	0	
Totals			26-57	4-21	13-17	12	24	36	22	17	69	15	19	11	2	1	-8

Technical Fouls: NONE

	LOYOLA	MOUNT
Biggest lead	14 (1 st 3:20)	2 (1 st 17:38)
Best Scoring Run	11 (1 st 10:23)	11 (2 nd 17:02)
Lead Changes	3	
Times Tied	3	
Time with Lead	35:03	01:59

Points from	LOYOLA	MOUNT
Turnovers	22	40
Paint	22	18
Second Chance	9	6
Fast Breaks	16	22
Bench	31	21

Period by Period Scoring			
	1st	2nd	TOT
LOYOLA	35	42	77
MOUNT	24	45	69



Official Basketball Box Score - Final
Mount St. Mary's at LIU
12/18/24 Wellness Center, Brooklyn, NY
2024-25 Men's Basketball

Game Time: 7:00 PM
Game Duration: 2:16
Attendance: 343

Officials:

Mount St. Mary's - 80

Record: 7-4

NO. Name	Min	FG	3P	FT	Rebounds	Fouls	TP	AS	TO	ST	Blocks
		M/A	M/A	M/A	OR DR TOT	PF FO					BS BA
4 Dola Adebayo	F 29:59	5-11	2-3	4-5	4	1 5 4	5	16	1	2	2 1 1
14 Jedy Cordilla	F 18:20	1-3	0-0	2-5	2	4 6 5	6	4	1	0	0 0 1
1 Carmelo Pacheco	G 25:31	2-8	2-7	0-0	0	1 1 0	0	5	1	0	0 0 0
23 Javon Ervin	G 20:25	2-9	0-3	7-10	1	0 1 3	5	11	0	1	0 0 2
45 Xavier Lipscomb	G 32:14	2-6	2-3	2-2	4	0 4 2	1	8	4	2	1 0 2
2 Arlandus Keyes	17:11	2-7	1-5	4-4	1	3 4 1	3	9	1	2	3 0 0
13 Terrell Ard Jr.	25:45	2-7	0-0	6-8	6	5 11 2	4	10	7	3	3 0 1
9 Abdou Khadre Kebé	22:23	3-9	2-7	4-5	2	2 2 4	0	3	12	1	1 0 0
12 Trey Wilson	04:02	1-1	0-0	2-2	1	0 1 0	1	4	0	0	2 0 0
10 Patrick Hagh	04:11	0-1	0-1	0-0	0	0 0 0	0	1	0	0	0 0 0
Team		4	1	5	0	1	0	0	0	0	0 0 0
Totals		20-62	9-29	31-41	21	21 42 20	28	80	16	12	11 1 7

Technical Fouls: Bench 2nd 17:34

LIU - 72

Record: 4-10

LU 72		Record: 4-16															
NO.	Name	Min	FG M-A	3P M-A	FT M-A	Rebounds OR DR TOT	Fouls PF FO	TP	AS	TO	ST	Blocks BS BA	+/-				
9	Jalen Lee	F 21:42	2-7	1-2	3-4	2	2	4	4	3	8	2	1	1	0	0	
22	Shadrak Lasu	F 36:23	2-5	0-1	5-7	3	7	10	4	5	9	2	3	1	4	0	
33	Jamal Fuller	F 30:54	1-3	0-2	3-5	0	5	5	3	3	5	1	2	0	1	0	
0	Malachi Davis	G 40:00	6-18	0-4	11-14	2	2	4	2	6	23	4	5	1	1	-1	
11	Terrell Strickland	G 08:52	1-2	1-2	0-0	0	1	1	0	0	3	2	0	0	0	-4	
2	Blake Lander	27:33	4-6	2-4	2-2	0	1	1	5	2	12	0	3	2	0	-9	
34	Xinyi Li	23:00	4-5	1-1	0-0	1	2	3	3	0	9	2	2	1	1	-13	
8	Jason Steele	10:05	1-3	1-2	0-0	3	3	6	5	0	3	1	1	1	0	-2	
24	Gavin Pendergast	01:31	0-0	0-0	0-0	0	0	0	0	1	0	0	0	0	0	-2	
Team			0	2	2	0	0	0	0	0	0	0	0	0	0	0	
Totals			21-49	6-18	24-32	11	25	36	28	19	72	14	18	7	7	1	-8

Technical Fouls: NONE

	MSM	LIU
Biggest lead	10 (2 nd 2:26)	5 (1 st 16:43)
Best Scoring Run	8 (1 st 12:38)	6 (2 nd 19:06)
Lead Changes	3	3
Times Tied	2	2
Time with Lead	32:11	05:51

Points from	MSM	LIU
Turnovers	11	12
Paint	22	26
Second Chance	24	9
Fast Breaks	10	14
Bench	35	24

Period by Period Scoring			
	1st	2nd	TOT
MSM	34	46	80
LIU	29	43	72



Official Basketball Box Score - Final
Mount St. Mary's at Miami (FL)
12/21/24 Watson Center, Coral Gables, FL
2024-25 Men's Basketball

Game Time: 2:00 PM
Game Duration: 2:14
Attendance: 5,539

Officials: Ted Valentino, Chase Shaw, Ben Sirt

Mount St. Mary's - 78

Record: 8-4

NO.	Name	Min	FG M/A	3P M/A	FT M/A	Rebounds OR DR TOT	Fouls PF FO	TP	AS	TO	ST	Blocks BS BA	+/-	
4	Dola Adebayo	F 34:45	5-11	0-1	0-0	0	1	10	11	0	2	10	1	
14	Jeddy Cordia	F 30:22	5-11	0-1	0-0	2	6	3	2	10	1	1	0	
1	Germelo Rachebo	F 33:49	4-12	0-0	2-2	1	1	1	1	1	1	1	0	
23	Jaxon Rivers	G 30:05	3-8	1-1	2-4	2	1	3	2	10	4	5	1	
45	Xavier Linscomb	G 36:12	1-2	1-1	2-2	0	3	3	2	2	4	3	4	
13	Terrell A'd Jr.	24:53	7-9	0-2	4-6	2	5	7	0	4	18	2	2	
9	Abdou Khadre Kébé	16:44	2-4	1-2	0-0	2	2	2	0	5	1	1	0	
15	Arlanodus Keyes	16:27	0-3	0-0	0-0	0	0	0	2	4	1	3	2	
12	Trey Wilson	14:52	0-1	0-0	0-0	0	1	1	2	0	0	1	0	
Team			2 2 4 0											
Totals			30:60	8-19	10-14	9	29	38	12	15	73	0	14	20
			10 11 5 4 4 4											

2024-25 BOX SCORES



Official Basketball Box Score - Final
Mount St. Mary's at George Mason
12/28/24 EagleBank Arena, Fairfax
2024-25 Men's Basketball

Game Time: 2:00 PM
Game Duration: 2:00
Attendance: 3,295

Officials: Matt Potter, Tim Kelly, Justin Portierfeld

Mount St. Mary's - 56

Record: 8-5

NO. Name	Min	FG	3P	FT	Rebounds	Fouls	TP	AS	TO	ST	Blocks	+/-
		M/A	M/A	M/A	OR DR TOT	PF					BS BA	
4 Dola Adebayo	F 27:03	5-13	0-3	3-5	3 4 7	2 3	13	0	0	1	1 1	1
14 Jedy Cordilla	F 26:44	1-4	0-0	2-3	2 1 3	4 2	4	0	2	0	0 0	-24
1 Carmelo Pacheco	G 28:22	1-5	1-4	0-0	1 2 3	3 0	3	0	0	1	0 0	-18
23 Javon Ervin	G 17:57	1-5	1-3	0-4	0 1 1	4 2	3	0	0	1	1 0	-14
45 Xavier Lipscomb	G 32:27	2-9	2-6	0-1	0 2 2	2 3	6	5	3	0	0 1	-7
2 Arlandus Keyes	16:32	3-7	1-5	0-0	0 3 3	2 0	7	1	1	0	0 0	-9
8 Dallas Hobbs	11:50	2-5	1-2	0-0	0 2 2	1 1	5	2	0	2	0 1	12
9 Abdou Khadre Kébé	13:43	2-4	0-2	0-0	0 1 1	1 1	4	1	1	2	0 0	-12
13 Terrell Ard Jr.	26:15	4-10	1-1	2-2	3 6 9	1 2	11	4	2	0	2 0	6
12 Trey Wilson	01:07	0-0	0-0	0-0	0 0 0	0 0	0	0	0	0	0 0	1
Team					1 1 2		0					
Totals		21-62	7-26	7-15	10 23 33	20 14	56	12	10	7	3 3	-8

Technical Fouls: NONE

George Mason - 64

Record: 9-4

NO. Name	Min	FG	3P	FT	Rebounds	Fouls	TP	AS	TO	ST	Blocks	+/-
		M/A	M/A	M/A	OR DR TOT	PF					BS BA	
10 Zach Anderson	F 24:37	1-3	1-2	2-3	0 5 5	1 1	5	1	1	0	1 1	14
11 Jalen Haynes	F 28:13	6-9	0-0	6-12	3 13 16	1 8	18	1	3	2	1 1	0
2 Woody Newton	G 11:07	1-6	0-2	0-0	1 1 2	3 0	2	1	1	0	1 0	5
4 Brayden O'Connor	G 30:54	2-5	2-3	3-4	0 2 2	1 3	9	2	2	0	0 0	13
13 Darius Maddox	G 26:35	5-11	1-5	2-3	1 2 3	4 2	13	2	0	0	0 1	13
1 Jared Billups	31:19	1-3	0-1	2-2	2 6 8	3 3	4	3	1	0	0 0	3
5 Giovanni Enmejunu	13:19	2-2	0-0	0-0	1 2 3	0 0	4	0	0	0	0 0	-10
0 K.D. Johnson	21:11	1-5	1-3	1-4	0 1 1	0 3	4	2	5	2	0 0	-9
23 Justin Begg	12:46	2-2	1-1	0-0	0 0 0	1 0	5	1	3	1	0 0	4
Team					1 3 4		0					
Totals		21-62	6-17	16-28	9 35 44	14 20	64	13	16	7	3 3	8

Technical Fouls: NONE

	MOUNT	MASON	Period by Period Scoring			
Biggest lead	3 (1 st 1:32)	15 (2 nd 2:48)		1 st	2 nd	TOT
Best Scoring Run	13 (1 st 1:32)	10 (1 st 15:29)				
Lead Changes	4	2	MOUNT	30	26	56
Times Tied	4	5				
Time with Lead	01:25	34:09	MASON	28	36	64
Points from Turnovers	24	11				
Paint	26	26				
Second Chance	3	16				
Fast Breaks	10	5				
Bench	27	17				



Official Basketball Box Score - Final
Niagara at Mount St. Mary's
01/05/25 Knott Arena, Elmira, NY
2024-25 Men's Basketball

Game Time: 2:00 PM
Game Duration: 2:00
Attendance: 1,581

Officials: Waly Rucchi, Sean Hall, Ryan Sassano

Niagara - 62

Record: 6-8 (1-2)

NO.	Name	Min	FG	3P	FT	Reb	Fouls	TP	AS	TO	ST	Blocks	Ba	+/-	
			M/A	M/A	M/A	OR DR TOT	PF	FF				BS	BA		
12	Jhaylon Martinez	C 19:53	1-5	0-2	2-2	2 3 5	2	1	4	0	1	2	0	0	-8
0	Oluamide Adedolun	G 28:44	1-6	0-5	0-0	1 4 5	1	0	2	3	3	2	0	0	-19
1	Jaedon Marshall	G 21:37	2-9	0-3	0-0	0 1 1	1	2	4	0	0	3	0	1	6
4	Josiah Davis	G 31:45	2-8	0-1	0-0	3 2 5	2	2	4	4	6	2	0	0	-10
24	Zion Russell	G 26:02	6-9	2-3	0-0	1 2 3	1	2	14	1	1	0	0	2	6
8	Justice Smith	21:53	5-12	1-4	2-2	0 3 3	2	1	13	3	1	0	0	1	-3
11	Jahari Williamson	24:40	5-9	5-7	0-0	1 1 2	2	15	0	3	0	0	0	0	-6
32	Will Shortt	20:07	2-3	0-0	0-0	4 5 9	3	1	4	1	1	1	2	0	2
6	Damondre McKnight	05:19	1-3	0-2	0-0	1 1 2	2	0	2	0	0	0	0	0	2
Team						0 3 3			0						
Totals			25-64	8-27	4-4	12 25 37	16	11	62	12	19	10	2	4	-6

Technical Fouls: NONE

Mount St. Mary's - 68

Record: 9-5 (2-1)

NO. Name	Min	FG	3P	FT	Rebounds	Fouls	TP	AS	TO	ST	Blocks	+/-
		M/A	M/A	M/A	OR DR TOT	PF					BS BA	
4 Dola Adebayo	F 28:25	2-4	0-1	0-0	0 2 2	2 0	4	4	3	2	0 0	17
14 Jedy Cordilla	F 26:52	5-6	0-0	2-4	1 3 4	2 3	12	0	3	1	3 0	-15
1 Carmelo Pacheco	G 29:07	4-9	4-8	2-3	0 2 2	3 3	14	1	1	1	0 0	8
23 Javon Ervin	G 19:38	1-4	0-1	2-2	0 1 1	0 1	4	1	6	0	0 0	-13
45 Xavier Lipscomb	G 32:40	4-6	2-4	0-0	0 5 5	3 1	10	4	0	1	0 0	3
2 Arlandus Keyes	20:31	3-5	3-3	2-2	0 6 6	3 3	11	4	3	2	0 0	21
9 Abdou Khadre Kébé	10:53	0-2	0-1	2-2	1 1 2	0 1	2	0	1	0	0 0	-2
13 Terrell Ard Jr.	03:54	0-1	0-0	0-0	0 0 0	0 0	0	0	0	0	0 0	3
10 Patrick Haigh	03:17	0-1	0-0	0-0	0 4 0	0 0	0	0	0	0	0 0	-2
Team					0 1 1		0					
Totals		22-46	9-19	15-20	2 25 27	11 16	68	15	18	11	4 2	6

Technical Fouls: NONE

Technical Fouls: N

	NU	MOUNT							
Biggest lead	11 (1 st 0:46)	8 (2 nd 4:56)	Points from Turnovers	NU	MOUNT	Period by Period Scoring			
Best Scoring Run	6 (1 st 0:46)	10 (2 nd 13:15)	Paint	28	18	NU	1st	2nd	TOT
Lead Changes	8		Second Chance	12	0		37	25	62
Times Tied	8		Fast Breaks	3	14	MOUNT	26	42	68
Time with Lead	17:35	17:00	Bench	34	24				



Official Basketball Box Score - Final
Mount St. Mary's at Manhattan
01/10/25 Draddy Gymnasium, Rensselaire, NY
2024-25 Men's Basketball

Game Time: 7:00 PM
Game Duration: 1:48
Attendance: 350

Officials: Ed Corliss, Brandon Cruz, Michael Luckie

Mount St. Mary's - 75

Record: 10-5 (3-1)

NO. Name	Min	FG	3P	FT	Rebounds	Fouls	TP	AS	TO	ST	Blocks	+/-
		M/A	M/A	M/A	OR DR TOT	PF					BS BA	
4 Dola Adebayo	F 24:38	4-10	1-3	4-6	0 3 3	1 3	13	1	1	0	2 3	-5
14 Jedy Cordilla	F 27:01	3-10	0-0	1-1	2 6 8	1 2	7	2	1	0	2 0	0
1 Carmelo Pacheco	G 26:11	2-6	1-5	4-4	1 1 2	0 2	9	2	0	1	0 0	3
23 Javon Ervin	G 23:15	4-7	0-1	0-0	1 4 5	3 2	8	1	1	1	0 0	-1
45 Xavier Lipscomb	G 36:01	4-6	2-4	1-2	0 4 4	2 2	11	6	0	0	0 0	10
2 Arlandus Keyes	19:47	1-5	1-3	0-0	1 3 4	0 0	3	5	1	0	0 0	13
9 Abdou Khadre Kébé	15:59	3-5	1-3	1-1	1 2 3	1 2	8	2	1	0	0 0	5
13 Terrell Ard Jr.	27:08	8-13	0-1	0-0	2 3 5	1 0	16	3	1	4	0 1	10
Team					1 0 1		0					
Totals		29-62	6-20	11-14	9 26 35	9 13	75	22	7	6	5 4	9

Technical Fouls: NONE

Manhattan - 66

Record: 7-7 (3-3)

NO. Name	Min	FG	3P	FT	Rebounds	Fouls	TP	AS	TO	ST	Blocks	+/-
		M/A	M/A	M/A	OR DR TOT	PF					BS BA	
9 Will Snyder	F 32:15	11-19	5-9	0-0	1 9 10	4 0	27	1	1	0	3 0	-10
1 Shaquill Bender	G 32:11	6-12	2-5	0-0	1 2 3	1 0	14	2	3	1	0 1	-11
2 Jaden Winston	G 36:42	2-7	0-2	0-0	1 3 4	3 1	4	7	2	0	0 1	4
10 Masiah Gilyard	G 33:34	3-9	0-3	0-0	4 6 10	1 2	6	2	1	1	0 0	-4
14 Wesley Robinson	G 35:10	0-8	0-7	0-0	1 3 4	3 2	0	5	1	0	1 1	-14
0 Devin Dinkins	23:13	4-10	2-6	1-1	0 0 1	1 4	11	2	1	1	0 1	-18
6 Alijah Curry	06:55	2-3	0-0	0-0	2 0 2	0 4	4	0	1	0	0 1	8
Team					3 2 5		0					
Totals		28-68	9-32	1-1	14 25 39	13 9	66	19	11	3	4 5	-9

Technical Fouls: NONE

Biggest lead	9 (2 nd 0:15)	9 (1 st 6:58)	Points from				MOUNT		MAN		Period by Period Scoring			
Best Scoring Run	7(1 st 2:51)	7(1 st 6:58)	Turnovers				16		2					
Lead Changes	14		Paint				36		30					
Times Tied	6		Second Chance				16		19		MOUNT 33 42 75			
Time with Lead	12:08	23:33	Fast Breaks				6		7					
			Bench				27		15		MAN 34 32 66			



Official Basketball Box Score - Final
Sacred Heart at Mount St. Mary's
01/12/25 Knott Arena, Elmira, NY
2024-25 Men's Basketball

Game Time: 2:00 PM
Game Duration: 1:58
Attendance: 1,980

Officials: Brian O'Connell, Tony Chiazza, Mike Palau

Sacred Heart - 71

Record: 6-10 (2-3)

NO. Name	Min	FG	3P	FT	Rebounds	Fouls	TP	AS	TO	ST	Blocks	+/-
		M/A	M/A	M/A	OR DR TOT	PF					BS BA	
7 Anquan Hill	F 17:01	0-3	0-0	0-0	1 1 2	1 1	0	1	0	0	1 1	-17
25 Tanner Thomas	F 33:45	9-18	5-10	2-2	0 7 7	1 4	25	1	2	3	0 0	5
1 Griffin Barouk	G 31:05	5-13	5-13	0-0	2 0 2	1 0	15	1	2	1	0 0	7
3 Mekhi Connor	G 35:06	2-6	1-4	1-3	1 4 5	1 4	6	5	3	4	0 0	0
5 Amiri Stewart	G 33:15	3-12	0-6	4-4	3 4 7	3 4	10	7	2	3	1 0	4
21 Bryce Johnson	29:14	3-6	0-1	6-7	4 4 8	2 4	12	0	1	2	0 0	8
2 Nyale Ralph-Beyer	15:13	1-4	1-4	0-0	0 1 1	1 0	3	0	0	0	0 0	-11
13 Fallou Gueye	05:21	0-0	0-0	0-0	0 0 0	0 0	0	0	0	0	0 0	-6
Team					2 0 2		0					
Totals		23-62	12-38	13-16	13 21 34	10 17	71	15	11	13	2 2	-2

Technical Fouls: NONE

Mount St. Mary's - 73

Record: 11-5 (4-1)

NO.	Name	Min	FG	3P	FT	Rebounds	Fouls	TP	AS	TO	ST	Blocks	+/-	
			M/A	M/A	M	OR	TR	PT				BS	A	
1	Dale Adebayo	31:08	7-15	1-5	0	1	6	7	2	15	2	2	1	6
14	Domantas Sabonis	F 35:02	0-0	0-0	0-0	0	0	0	0	0	0	0	0	0
4	Colin Delaney	G 30:17	4-8	1-4	0-0	1	6	7	1	14	0	1	0	0
23	Jayvon Ervin	G 21:20	3-6	1-3	2-4	2	5	7	1	3	1	2	0	0
45	Xavier Placomb	G 34:41	3-7	2-5	2-2	2	4	3	4	10	13	5	1	2
2	Arlandus Keyes	19:41	3-6	3-5	0	5	5	1	0	9	1	3	1	0
13	Terrill All	1:12	0-0	0-0	0-0	0	0	0	0	0	0	0	0	0
9	Abdul Khadre Kibbe	12:38	1-4	0-0	0-0	1	2	1	3	3	1	1	1	0
10	Patrick Hailon	14:48	1-2	1-2	0-0	0	0	0	1	0	3	0	0	0
5	Malcolm Dread	01:34	0-0	0-0	0-0	0	1	1	0	0	0	1	0	0

2024-25 BOX SCORES



Official Basketball Box Score - Final
Mount St. Mary's at Rider
01/16/25 Alumni Gymnasium (Rider), Lawrence Township
2024-25 Men's Basketball

Game Time: 7:00 PM
Game Duration: 2:06
Attendance: 1,624

Officials: Tony Henderson, Tim Smith, Jerry Heister

Mount St. Mary's - 60

Record: 11-6 (4-2)

Shooting By Period																
NO. Name	Min	FG	3P	FT	Rebounds	Fouls	TP	AS	TO	ST	Blocks	+/-				
4 Dola Adebayo	F 31:56	7-12	1-3	6-10	4	3	7	3	5	1	0	0	7	1st FG% 9-26 34.6%		
14 Jedy Cordilla	F 34:25	3-7	0-0	0-0	4	10	14	4	3	6	0	2	3	1st FG% 20-40 20.0%		
1 Carmelo Pacheco	G 28:00	4-8	0-0	0	0	1	1	0	0	12	0	0	0	2nd FG% 3-6 50.0%		
23 Javon Ervin	G 12:23	1-6	0-1	0	0	6	6	0	0	2	1	3	1	2nd FG% 13-30 43.3%		
45 Xavier Lipscomb	G 33:20	2-6	1-3	0-0	1	4	5	3	1	5	3	1	0	FG% 5-13 38.5%		
2 Ariandus Keyes	22:27	3-6	1-1	0	1	4	4	5	1	8	4	0	0	FT% 6-7 85.7%		
9 Abdou Khadre Kébé	11:04	0-3	0-1	0-0	2	1	3	2	0	0	4	1	0	GM FG% 22-36 61.1%		
10 Patrick Haigh	02:52	0-1	0-1	0-0	0	0	0	0	0	0	0	0	0	FT% 7-23 30.4%		
8 Dallas Hobbs	19:14	2-7	0-2	2-2	0	6	6	0	1	6	2	3	0	FT% 4-9 44.4%		
5 Malcolm Dread	04:18	0-0	0-0	0-0	0	0	0	0	0	0	0	0	0	Dead Ball Rebounds: 4		
Team					2	2	4	0	0	1						
Totals		22-56	7-23	9-13	13	37	50	17	12	50	12	25	5	1	3	-6

Technical Fouls:NONE

Rider - 66

Record: 6-11 (2-4)

													Shooting By Period			
NO. Name	Min	FG	3P	FT	Rebounds	Fouls	TP	AS	TO	ST	Blocks	+/-	1st	2nd	3rd	
33 Tariq Ingraham	F 30:37	3-7	0-0	3-7	3	3	6	4	6	9	3	1	0	0	8	
0 Zion Cruz	G 28:29	2-9	2-4	0-0	0	1	1	2	0	6	0	2	0	0	12	
2 Ruben Rodriguez	G 32:22	1-7	1-4	1-2	1	6	7	0	1	4	4	1	4	0	-2	
5 Jay Alvarez	G 29:29	7-16	1-5	4-7	1	3	4	1	4	19	1	3	0	1	8	
35 T.J. Weeks Jr.	G 35:42	4-13	2-8	2-2	3	3	6	3	12	2	2	3	2	2	3	
8 Tank Byard	05:43	0-1	0-0	0-0	0	1	1	0	0	0	0	0	0	1	-2	
11 Flash Burton	27:12	4-8	2-3	4-6	0	2	2	4	14	5	0	4	0	0	0	
12 Andre Young	05:03	1-1	0-0	0-0	0	0	0	0	0	2	0	0	0	0	-3	
21 Cole McCabe	03:30	0-0	0-0	0-0	1	0	1	0	0	0	1	0	0	0	0	
13 Zocko Littleton Jr.	01:53	0-1	0-0	0-0	0	0	0	0	0	0	0	0	0	0	0	
Team					0	1	1	0	0	0	1					
Totals		22-63	8-24	14-24	9	20	29	12	17	56	15	8	16	3	1	6

Technical Fouls:NONE

	MSM	RID
Biggest lead	4 (1 st 9:06)	9 (1 st 3:28)
Best Scoring Run	5 (1 st 9:06)	11 (1 st 6:03)
Lead Changes	4	
Times Tied	3	
Time with Lead	03:35	29:52

Points from	MSM	RID
Turnovers	7	20
Paint	28	24
Second Chance	13	7
Fast Breaks	3	11
Bench	14	16

Period by Period Scoring	1st	2nd	TOT
MSM	23	37	60
RID	29	37	66

Shooting By Period
1 st FG% 10-31 32.3%
3PT% 5-13 38.5%
FT% 4-6 66.7%
2 nd FG% 13-30 43.3%
3PT% 5-13 38.5%
FT% 7-23 30.4%
3PT% 9-13 69.2%
GM FG% 22-63 34.9%
3PT% 8-24 33.3%
FT% 14-24 58.3%
Dead Ball Rebounds: 5.1



Official Basketball Box Score - Final
Quinnipiac at Mount St. Mary's
01/16/25 Knott Arena, Elmburg
2024-25 Men's Basketball

Game Time: 4:00 PM
Game Duration: 1:51
Attendance: 2,140

Officials: Carl Luciano, Mike McCloskey, Randall Wells

Quinnipiac - 61

Record: 11-8 (7-1)

No.	Name	Min	FG			FT	Reb		Fouls	TP	AS			TO	ST	Blocks	+/-
			M	A	P		O	D			U	P	F				
Shooting By Period																	
1st	FG	13-31	41.9%														
	3PT	6-15	40.0%														
	FT	6-6	100%														
2nd	FG	13-31	61.3%														
	3PT	6-16	50.0%														
	FT	9-9	100%														
GM FG	FG	26-62	51.7%														
	3PT	11-31	35.5%														
	FT	13-15	86.7%														
Dead Ball Rebounds: 2, 0																	
	Team			1	2	3	0	0	2								
Totals			32-62	14-31	13-15	12	27	39	14	14	91	16	10	5	1	34	

Technical Fouls:Reyes 1st15:48

Mount St. Mary's - 57

Record: 11-7 (4-3)

No.	Name	Min	FG		3P		FT		Rebounds		Fouls		TP	AS	TO	ST	Blocks	+/-	Shooting By Period	
			M	A	M	A	M	A	CR	DR	OT	PF							FF	1st
4	Dola Adebayo	F	27:09	4-9	1-1	3-4	1	1	4	1	4	12	1	2	1	1	1	-20	1st	FG%: 14-31 45.2%
14	Jedy Cordilla	F	28:53	3-6	0-0	1-1	1	1	2	4	3	7	1	0	0	0	1	-24	3PT%: 6-15 40.0%	
																		FT%: 1-1 100%		
1	Carmelo Pacheco	G	27:11	5-9	0-0	1-1	1	2	2	0	15	2	1	1	0	0	-11	2nd	FG%: 7-29 24.1%	
2	Ariandus Keyes	G	23:29	4-10	2-7	0-0	1	7	8	0	2	5	2	1	0	0	-17	3PT%: 5-17 29.4%		
45	Xavier Lipscomb	G	32:06	0-4	0-1	0-0	1	2	3	4	2	0	3	1	0	0	-29	FT%: 3-6 50%		
8	Dallas Hobbs	13:02	0-2	0-2	0-0	0	1	1	3	0	0	1	4	0	0	0	-9	GM FG%: 21-60 35.0%		
9	Abdou Khadre Kébé	14:01	1-5	1-3	0-0	0	0	0	0	0	1	3	0	2	0	1	-25	3PT%: 11-32 34.4%		
23	Javon Ervin	12:41	1-8	0-3	0-0	3	1	4	1	0	2	2	3	0	0	0	-20	FT%: 4-7 57.1%		
5	Malcolm Dread	09:07	1-2	0-1	0-0	0	3	3	0	0	2	0	1	0	0	0	-7			
10	Patrick Haigh	09:26	2-5	2-5	0-0	0	0	0	0	0	6	1	0	0	0	1	-6			
3	Jonathan Oguntuyi	01:28	0-0	0-0	0-0	0	0	0	0	0	0	0	0	0	0	0	-1			
12	Trey Wilson	01:28	0-0	0-0	0-2	0	1	1	0	0	0	0	0	0	0	0	-1			
Team							2	0	2	0	0	2								
Totals				21-60	11-32	4-7	12	18	30	15	13	57	16	18	3	1	5	-34		Dead Ball Rebounds: 3-0

Technical Fouls:Hobbs 1st15:48

	QU	MOUNT
Biggest lead	36 (2 nd 2:08)	4 (1 st 18:19)
Best Scoring Run	14 (2 nd 13:07)	6 (1 st 7:39)
Lead Changes	7	
Times Tied	1	
Time with Lead	33:18	05:16

Points from	QU	MOUNT
Turnovers	15	13
Paint	28	20
Second Chance	12	5
Fast Breaks	2	11
Bench	13	13

Period by Period Scoring	1st	2nd	TOT
QU	36	55	91
MOUNT	35	22	57



Official Basketball Box Score - Final
Mount St. Mary's at Siena
01/23/25 MVP Arena, Albany, NY
2024-25 Men's Basketball

Game Time: 7:00 PM
Game Duration: 1:54
Attendance: 4,444

Officials: Matt Potter, Matthew Lavigne, Josh Anderson

Mount St. Mary's - 68

Record: 11-8 (4-4)

NO. Name	Min	FG	3P	FT	Rebounds	Fouls	TP	AS	TO	Blocks		+/-				
										DR	OT		BS	BA		
4 Dola Adebayo	F 29:37	7-9	1-1	6-10	1	4	5	6	21	0	1	0	-2			
14 Jedy Cordilla	F 34:55	8-11	0-0	0-0	2	3	5	0	1	16	1	1	0	-1		
1 Carmelo Pacheco	G 32:41	3-7	3-7	0-0	0	2	3	0	9	2	1	1	0	-6		
8 Dallas Hobbs	G 29:27	5-12	3-9	1-2	0	4	4	2	2	14	2	2	1	0	-5	
45 Xavier Lipscomb	G 35:11	1-5	0-2	1-2	0	6	6	3	2	3	9	1	1	0	1	
9 Abdou Khadre Kébé	05:40	0-3	0-2	0-0	0	0	0	1	0	0	0	0	0	0	-12	
23 Javon Ervin	05:30	0-2	0-1	0-0	1	0	1	0	1	0	0	0	1	0	-19	
5 Malcolm Dread	09:09	0-1	0-0	0-0	0	0	0	2	0	0	0	0	0	0	-15	
2 Ariandus Keyes	09:25	1-5	1-5	2-2	0	2	2	1	2	5	2	0	1	0	-8	
10 Patrick Haigh	08:25	0-4	0-4	0-0	1	0	1	1	1	1	0	0	1	0	-6	
Team					3	1	4	0	0	0						
Totals		25-59	8-31	10-16	8	22	30	18	15	68	16	7	5	1	7	-14

Shooting By Period			
1st FG	13-29	4-4	0-0
2nd FG	5-15	1-4	0-0
3rd FG	5-8	2-2	0-0
4th FG	13-30	4-4	0-0
5th FG	3-16	1-2	0-0
6th FG	5-8	2-2	0-0
7th FG	25-59	4-22	0-0
8th FG	8-31	2-25	0-0
9th FG	10-16	2-2	0-0
Dead Ball Rebounds			

Technical Fouls:NONE

Siena - 82

Record: 9-10 (4-4)

														Shooting By Period			
NO. Name	Min	FG	3P	FT	OR	Rebounds	FOU	PTS	TP	AS	TO	ST	BS	BA	+/-	1st FG	1st FTS
21 Brendan Coyle	8:10	7-9	3-3	3-4	0	3	3	3	1	3	26	1	0	0	0	0	0
0 Justice Shotts	C 27:58	2-6	2-6	2-2	0	2	2	4	1	8	0	0	0	0	2	0	14
4 Devin Bradford	G 40:00	8-12	0-0	2-4	0	3	3	3	5	18	6	2	1	1	1	14	7
3 Major Freeman	G 40:00	7-16	3-9	0-1	1	6	7	1	2	17	4	0	2	1	0	14	3
14 Gavin Doty	G 40:00	2-5	1-1	3-4	2	9	11	3	6	8	2	1	1	0	0	14	7
7 Tajae Jones	10:28	1-1	0-0	0-0	0	2	2	1	1	2	1	0	0	1	0	4	0
5 Myles Wilmoth	09:13	1-2	1-1	0-0	1	1	2	0	3	0	1	0	2	0	2	2	0
Team					1	2	3	0	0	0							
Totals		29-52	14-26	10-15	5	28	33	15	18	82	14	9	5	7	1	14	26
DRAFT BUDGET REVENUES																	

Technical Fouls:NONE

	MSM	SIE				
Biggest lead	9 (1 st 16:44)	19 (2 nd 12:09)				
Best Scoring Run	11 (1 st 16:44)	12 (1 st 12:18)				
Lead Changes	8					
Times Tied	2					
Time with Lead	06:50	31:50				

Points from	MSM	SIE	Period by Period Scoring		
Turnovers	10	10	1st	2nd	TOT
Paint	34	18	MSM	36	32
Second Chance	5	8		68	
Fast Breaks	3	14	SIE	43	39
Bench	5	5		82	

2024-25 BOX SCORES



Official Basketball Box Score - Final
Mount St. Mary's at Merrimack
01/31/25 Bert Hammel Court, North Andover
2024-25 Men's Basketball

Game Time: 7:00 PM
Game Duration: 1:57
Attendance: 1,712

Officials: John Gathway, Tim Smith, Tommy Denen

Mount St. Mary's - 66

Record: 12-9 (5-5)

NO.	Name	Min	FG M-A	3P M-A	FT M-A	Rebounds OR DR TOT	Fouls PF FB	TP	AS	TO	ST	Blocks BS BA	+/-
4	Dola Adesbayo	F 29:00	7-11	0-0	2-2	2 5 5	2 2	16	0	4	0	1 0	7
14	Jeddy Cordilla	F 36:16	5-11	0-0	2-3	6 12 18	3 6	12	4	4	0	0 0	5
1	Carmelo Pacheco	G 34:27	4-8	4-8	2-4	0 1 1	0 2	14	0	1	1	0 0	15
8	Dallas Hobbs	G 29:31	2-5	1-3	2-3	1 8 9	4 4	7	5	3	1	0 0	14
45	Xavier Lipscomb	G 32:58	1-2	1-1	5-6	1 4 5	1 3	8	3	1	0	0 0	8
2	Arlandus Keyes	20:27	3-4	3-4	0-0	0 2 2	3 0	9	1	2	1	0 0	-8
9	Abdou Khadre Kibé	07:53	0-1	0-1	0-0	0 1 1	1 0	0	2	0	1	0 0	0
5	Malcolm Dread	03:24	0-0	0-0	0-0	0 1 1	0 0	0	0	1	0	0 0	-2
23	Javon Ervin	06:04	0-1	0-0	0-0	0 0 0	0 0	0	0	1	0	0 0	1
Team			0 1 1		0		0		2				
Totals			22-43	9-17	13-18	10 33 43	14 17	56	15	19	4	1 0	8

Technical Fouls: NONE

Merrimack - 58

Record: 11-10 (5-2)

NO.	Name	Min	FG M-A	3P M-A	FT M-A	Rebounds OR DR TOT	Fouls PF FB	TP	AS	TO	ST	Blocks BS BA	+/-
11	Bryan Etumnu	F 33:24	3-8	2-5	2-2	0 2 2	4 1	10	0	0	0	0 0	-7
40	Sean Trumper	F 32:03	1-4	0-2	2-3	4 6 10	1 3	4	4	0	0	0 0	-12
0	Adam Clark	G 38:27	3-14	2-6	3-6	1 4 5	1 6	11	7	4	4	0 0	-4
3	Matt Becht	G 32:45	4-9	3-8	2-4	0 1 1	3 4	13	1	0	1	0 0	-10
5	Devon Savage	G 24:26	4-12	3-11	0-0	2 0 2	5 0	11	0	1	3	0 0	0
9	Malik Edmead	08:48	0-1	0-0	0-0	0 0 0	1 0	0	0	0	1	0 0	-2
41	Armandas Plintauskas	08:10	1-2	1-2	0-0	0 0 0	2 0	3	0	0	0	0 0	-6
15	David Murray	02:42	0-1	0-0	0-0	0 0 0	0 0	0	0	0	0	1 1	-5
4	Tye Dorset	19:15	2-6	2-5	0-0	0 1 1	0 0	6	0	1	2	0 0	6
Team			2 0 2		0		0		0				
Totals			18-57	13-39	9-15	9 14 23	17 14	58	12	6	11	0 1	-8

Technical Fouls: NONE

	MSM	MER				
Biggest lead	21 (2 nd 15:15)	0 (1 st 20:00)	Turnovers	5	18	
Best Scoring Run	11 (1 st 7:33)	10 (2 nd 12:19)	Paint	22	10	
Lead Changes	0		Second Chance	11	4	
Times Tied	0		Fast Breaks	0	9	
Time with Lead	39:31	00:00	Bench	9	9	
			Period by Period Scoring			
				1st	2nd	TOT
			MSM	37	29	66
			MER	22	36	58



Official Basketball Box Score - Final
Mount St. Mary's at Saint Peter's
02/02/25 Venable Center, Jersey City
2024-25 Men's Basketball

Game Time: 2:00 PM
Game Duration: 1:56
Attendance: 679

Officials: Wally Rutacki, Adam Vandenburgh, John Cahill Jr.

Mount St. Mary's - 79

Record: 13-9 (6-5)

NO.	Name	Min	FG M-A	3P M-A	FT M-A	Rebounds OR DR TOT	Fouls PF FB	TP	AS	TO	ST	Blocks BS BA	+/-
4	Dola Adesbayo	F 29:58	4-6	0-0	6-6	2 6 8	4 3	14	2	3	2	2 0	11
14	Jeddy Cordilla	F 30:42	9-13	0-0	0-0	5 3 8	3 0	18	0	2	0	4 0	15
1	Carmelo Pacheco	G 34:16	4-6	2-4	0-0	2 4 6	2 0	10	4	0	0	0 0	14
8	Dallas Hobbs	G 29:03	5-13	2-6	10-11	0 2 2	3 7	22	4	2	0	0 0	16
45	Xavier Lipscomb	G 30:06	1-4	1-3	0-0	0 2 2	2 0	3	3	2	1	0 1	15
2	Arlandus Keyes	19:36	2-5	2-4	1-2	0 6 6	0 2	7	2	1	1	0 0	6
9	Abdou Khadre Kibé	03:37	0-0	0-0	0-0	0 0 0	0 0	0	0	1	0	0 0	2
5	Malcolm Dread	09:14	2-3	1-1	0-0	0 0 0	1 1	5	0	1	1	0 1	-3
23	Javon Ervin	13:28	0-2	0-1	0-0	1 0 1	0 2	0	2	1	0	0 0	-1
Team			3 1 4		0		0		0				
Totals			27-52	8-19	17-19	13 24 37	15 15	79	17	13	5	6 2	15

Technical Fouls: NONE

Saint Peter's - 64

Record: 7-11 (2-8)

NO.	Name	Min	FG M-A	3P M-A	FT M-A	Rebounds OR DR TOT	Fouls PF FB	TP	AS	TO	ST	Blocks BS BA	+/-
11	Zaskir Williamson	F 15:47	0-4	0-1	0-0	1 0 1	0 0	0	1	0	0	1 2	-2
21	Jaquell Morris	F 15:28	1-2	0-0	2-4	3 2 5	3 4	0	0	2	1	1	-15
2	Marcus Randolph	G 40:00	5-16	3-10	5-5	2 3 5	1 3	18	3	3	1	0 2	-15
5	Armoni Zeigler	G 37:33	7-14	1-4	2-2	2 2 4	1 2	17	3	1	4	0 0	-16
8	Bryce Eaton	G 16:03	1-4	1-3	0-0	0 1 1	3 2	3	2	2	0	1	-12
10	Tyrack Morris	27:16	5-11	0-2	1-3	0 1 1	2 3	11	0	2	0	0 0	-4
4	Adetokunbo Bakare	25:40	4-8	3-7	0-0	3 0 3	2 0	11	0	1	0	0 0	-7
15	Stephon Roberts	19:57	0-1	0-1	0-0	1 3 4	3 2	0	0	0	0	0 0	-3
0	Eric Morgan Jr.	02:16	0-0	0-0	0-0	0 0 0	0 0	0	0	0	0	0 0	-1
Team			2 0 2		0		1		0				
Totals			23-60	8-28	10-14	14 12 26	15 15	64	9	10	9	2 6	-15

Technical Fouls: NONE

	MSM	SPU	Technical Report			
Biggest lead	17 (2 nd 0:41)	0 (1 st 20:00)	Points from Turnovers	MSM	SPU	Period by Period Scoring
Best Scoring Run	7 (1 st 11:01)	10 (1 st 1:32)	Paint	34	26	MSM 39 40 79
Lead Changes			Second Chance	14	23	
Times Tied	0		Fast Breaks	6	5	SPU 32 32 64
Time with Lead	39:47	00:00	Bench	12	22	

