



Manhattan Jaspers Men's Basketball

4513 Manhattan College Parkway | Riverdale, NY | 10471

Game Notes | 203-856-7109 | Media Contact: Pete Janny (pjanny01@manhattan.edu)

2024-25 SCHEDULE

| Date | Opponent | Time (ET)/Results |
|-------|------------------------|-----------------------------|
| 11/4 | Maryland | L 79-49 BIG+ |
| 11/12 | Mercy | W 88-71 |
| 11/15 | Fordham | W 78-76 |
| 11/17 | FDU | L 85-82 YES |
| 11/22 | Army | W 80-79 |
| 11/26 | Virginia | L 74-65 ACCN |
| 11/29 | Le Moyne | L 81-77 |
| 12/6 | Saint Peter's* | W 70-67 |
| 12/8 | Marist* | L 82-75 |
| 12/18 | Wagner | W 80-66 NECFRONT ROW |
| 12/21 | Presbyterian | W 86-81 (OT) |
| 1/3 | Siena* | L 103-95 (2 OT) |
| 1/5 | Rider* | W 80-79 |
| 1/10 | Mount St. Mary's (MD)* | L 75-66 |
| 1/12 | Merrimack* | L 69-62 |
| 1/18 | Niagara* | W 72-65 |
| 1/23 | Fairfield* | L 87-84 (OT) |
| 1/25 | Mount St. Mary's (MD)* | W 74-64 |
| 1/31 | Iona* | W 76-55 |
| 2/2 | Sacred Heart* | L 74-72 |
| 2/8 | Saint Peter's* | W 84-84 (OT) |
| 2/14 | Merrimack* | W 79-75 |
| 2/16 | Fairfield* | W 80-67 |
| 2/21 | Iona* | L 65-60 ESPN U |
| 2/23 | Quinnipiac* | L 74-71 |
| 2/28 | Canisius* | W 77-72 |
| 3/2 | Niagara* | W 85-70 |
| 3/6 | Sacred Heart* | W 90-74 |
| 3/8 | Siena* | W 78-66 |
| 3/13 | #4 Iona% | 6:00 PM |
| 3/14 | #1 Quinnipiac | 6:00 PM |

THE MATCHUP



VS.



#5 Manhattan

2024-25 Record: (17-12, 12-8)
2023-24 Record: (7-23, 4-16 MAAC)
Head Coach: John Gallagher (2nd)

#4 Iona

2024-25 Record: (15-16, 12-8)
2023-24 Record: (16-17, 10-10 MAAC)
Head Coach: Tobin Anderson (2nd)

SERIES INFORMATION

Game No. 30 | Thursday, March 13, 2025 | 6:00 PM



Draddy Gymnasium

Riverdale, NY

TV: **ESPN+**

PxP: Ed Cohen | Analyst: Steve Eggink | Sideline: Chris Williams

THE BASICS

| Jaspers | TEAM | Gaels |
|---------|-------------|-------|
| 76.4 | PPG | 69.7 |
| 74.4 | OPP PPG | 70.8 |
| 76.6 | FT% | 68.1 |
| 44.2 | FG% | 41.9 |
| 43.5 | OPP FG% | 45.1 |
| 35.1 | 3FG% | 32.0 |
| 32.8 | OPP 3FG% | 33.1 |
| 15.3 | ASSISTS | 14.6 |
| 11.8 | TURNOVERS | 14.7 |
| 2.6 | BLOCKS | 2.9 |
| 6.4 | STEALS | 9.9 |
| -1.2 | T.O. MARGIN | +1.3 |
| 36.9 | REBOUND AVG | 37.1 |

LAST FIVE MEETINGS VS. SIENA

Iona Leads 64-45 since '46

| | |
|--------------|------------|
| 2/21/25..... | IONA 65-60 |
| 1/31/25..... | MAN 76-55 |
| 3/12/24..... | IONA 60-57 |
| 3/07/24..... | MAN 77-60 |
| 2/16/24..... | IONA 73-63 |

NEXT GAME (IF WIN)

Opponent: No. 1 Quinnipiac Bobcats

Fri. March 14, 2025 | 6 PM

TV: **ESPN+**

Location: Jim Whelan Boardwalk Hall



QUI Record as of 3/13: (20-12, 15-5) (MAAC)

History: Series Tied 12-12 Since 2014

Last Meeting: QUI 74 | MAN 71 (2/23/25)

NEW SEASON

John Gallagher called the MAAC Championships a "new season" for his Jaspers team that enters postseason play as the no. 5 seed. Manhattan is set to face off with rival Iona, who earned the no. 4 seed based on conference tiebreakers. The Jaspers and Gaels split the regular season series with both teams protecting homecourt. Thursday's quarterfinals match-up between the arch rivals marks the first time in a decade that both will face off in the MAAC Championships in back to back seasons.

Home | Away



All Games Aired on ESPN+
unless otherwise noted

* - MAAC Matchups

% - Boardwalk Hall, Atlantic City, NJ



@Jaspers.MBB



@Jaspers_MBB



/GoJaspers



/GoJaspers



JASPER NOTES

'WHY NOT US'

The Jaspers' "Why Not Us" motto invented by Gallagher has helped guide them to wins in 9 of their last 12 games. The Jaspers are a unique bunch in 2024-25 with impressive numbers to back it up. Gallagher's team is one of only 15 teams in the nation with five or more players averaging in double figures. Led by MAAC Rookie of the Year Will Sydnor's 14.3 points-per-game, Devin Dinkins (13.5), Wesley Robinson (11.2), Shaquil Bender (11.1) and Masiah Gilyard (11.1) also finished the regular season in double figures.

BROADCASTER TIPS

- In three of the last four games to close the regular season, Manhattan was boosted by five double-digit scorers.
- Manhattan's 24 assists vs. Sacred Heart last Thursday was a season-high for the Jaspers.
- Since returning from a foot injury that sidelined him for 12 MAAC games, freshman forward Fraser Roxburgh has averaged 9.83 points per game. The Jaspers are 10-7 in games Roxburgh has played in and 7-5 in contests without the Australian compatriot.
- Swish Gilyard ranks 13th in the country in offensive rebounding with 3.50 offensive caroms per game, and is first among players 6-foot-3 or smaller.
- Wesley Robinson and Quinnipiac's Jaden Zimmerman are the only MAAC players among their peers to rank inside the Top 25 for FG%, 3FG% and FT%.
- Robinson comes in at 14th in field goal percentage (46.3%), 8th in three-point percentage (40%) and 5th in free throw percentage (82.1%).
- The Jaspers boast three top 25 three-point shooters in the MAAC, with Dinkins (44%, 3rd) and Sydnor (35.3%, 20th) also appearing in the upper echelon in three-point accuracy.
- The Jaspers' forthcoming meeting in AC with the Gaels marks the second straight season both teams would have played each other in the MAAC Championships.
- The last time the acrimonious rivals faced off in back to back seasons with win-or-go-home stakes was 2013-14 and 2014-15, which also included a MAAC Championship Game showdown in 2013 that kicked off the trilogy series of meeting in the pinnacle game.
- Iona won two of the three MAAC Championship game during that span (2013-2015), and the Gaels have come out on top in the last two postseason meetings (2018, 2024).

STRENGTH IN NUMBERS

- For the full season before postseason play, Manhattan was consistently a top two ranked offense along with Sacred Heart.
- Manhattan is first in the MAAC in free-throw shooting at 76.6%, which ranks 36th in America.
- The Jaspers are averaging 15.3 assists per game, which is tied for 69th nationally.

CONSISTENCY COUNTS

Manhattan has been remarkably consistent in different facets in John Gallagher's second year at the helm. Manhattan deployed the same starting line-up in 28 of 29 games this season, with the exception of the Quinnipiac game on Feb. 23. The Jaspers and the #2 Merrimack Warriors were the lone MAAC teams to avoid a double-digit point loss in conference play. Manhattan only suffered one double-digit point loss all season (at Maryland, 30).

WHAT IS A JASPER?

The unique nickname of Manhattan College's athletic teams, the Jaspers, comes from one of the College's most memorable figures, Brother Jasper of Mary, F.S.C., who served as the College's athletic director in the late 19th century. One of the greatest achievements of Brother Jasper was that he brought the then little-known sport of baseball to Manhattan College and became the team's first coach. Since Brother Jasper was also the Prefect of Discipline, he supervised the student fans at Manhattan baseball games while also directing the team itself. During one particularly warm and humid day when the college was playing a semi-pro baseball team called the Metropolitans, Brother Jasper noticed the Manhattan students were becoming restless and edgy with the team coming to bat in the seventh inning of a close game. To relieve the tension, Brother Jasper called timeout and told the students to stand up and stretch for a few minutes until the game resumed. Since the College annually played the New York Giants in the late 1880's and into the 1890's at the old Polo Grounds, the Manhattan College practice of the "seventh inning stretch" spread into the major leagues, where it has now become a time-honored custom practiced by millions of fans annually.

THIS IS MANHATTAN UNIVERSITY

Why is Manhattan University in the Bronx? Our campus was originally located in Manhattan at the intersection of 131st Street and Broadway. In 1923, Manhattan College moved to its present Riverdale location in order to accommodate a growing student body. But with more than 60 years of history established as Manhattan College, the institution decided to retain the name despite the geographic misnomer. 17 alumni are members of the prestigious National Academy of Engineering — an impressive number for an institution the size of Manhattan University. Alumni include Rudy Giuliani '65, former mayor of New York City; James Patterson '69, best-selling author; and Raymond Kelly '63, former commissioner of the NYPD. Manhattan is one of only 182 remaining colleges founded in the United States before the Civil War.

SCOUTING THE OPPOSITION

Iona arrives in Atlantic City led by All-MAAC First Team member Dejour Reaves (16.7 PPG). Joining Reaves, a Northern Colorado transfer, as newcomers on the roster are key contributors Adam Njie Jr. (12.1) and Dejour Reaves (9.3). Iona poses immense depth, with 10 players averaging 14.3 minutes per game or more.

HEATIN' UP IN MARCH

Winners of three in a row, the Jaspers are looking to turn a corner at the right time as the journey inches closer to Atlantic City. Manhattan has won eight of its last 11 games, giving the Jaspers their best stretch of the season in year two under John Gallagher. The Jaspers have rounded into full health too following the return of freshman forward Fraser Roxburgh, who missed the first 12 games of 2025.



TV/RADIO CHART



#0 Devin Dinkins
R-So. | G | 5-10 | 165 lbs.
Washington, DC



#1 Shaquil Bender
Sr. | G | 6-2 | 185 lbs.
Philadelphia, PA



#2 Jaden Winston
So. | G | 6-0 | 160 lbs.
South Laurel, MD



#3 John Berbano
Fr. | G | 6-2 | 170 lbs.
Yonkers, NY



#4 Brett Rumpel
R-Jr. | G | 6-4 | 190 lbs.
Binghamton, NY



#6 Alijah Curry
Fr. | F | 6-8 | 210 lbs.
Memphis, TN



#7 Louis Fairtlough
Fr. | G/F | 6-6 | 200 lbs.
Lisbon, Portugal



#8 Aryan Arora
R-Jr. | G | 6-1 | 190 lbs.
Tuxedo Park, NY



#9 Will Sydnor
Fr. | F | 6-8 | 210 lbs.
Bronx, NY



#10 Masiah Gilyard
Jr. | G | 6-3 | 195 lbs.
Brooklyn, NY



#11 Michael Lawlor
R-So. | F | 6-8 | 210 lbs.
Eastchester, NY



#13 Fraser Roxburgh
Fr. | F | 6-7 | 215 lbs.
Melbourne, Australia



#14 Wesley Robinson
Sr. | G/F | 6-7 | 210 lbs.
Burlington, NJ



#15 Amaan Sandhu
Jr. | G | 7-1 | 265 lbs.
Punjab, India



#21 Marko Ljubicic
Fr. | F/C | 6-10 | 224 lbs.
Zagreb, Croatia



#22 Daniel Hackett
Gr. | G | 6-1 | 175 lbs.
Commack, NY



#23 Jackson Delaney
So. | G | 6-5 | 205 lbs.
Suffern, NY

2024-25 RECORDS

THE JASPERS RECORD WHEN THIS HAPPENS:

| | | | |
|---------------------------------------|-------|-------------------------------------|------|
| Overall..... | 17-12 | Opponent shoots 50% or better..... | 2-4 |
| MAAC..... | 12-8 | Opponent shoots 40-49%..... | 7-6 |
| At home..... | 9-5 | Opponent shoots 30-39%..... | 8-2 |
| On the road..... | 8-7 | Opponent shoots 20-29%..... | 0-0 |
| At neutral sites..... | 0-0 | Jaspers FT% is 75% or better..... | 11-6 |
| After a win..... | 9-7 | Jaspers FT% is 70-74.9%..... | 3-4 |
| After a loss..... | 8-3 | Jaspers FT% is 60-69.9%..... | 3-2 |
| Vs. ranked opponents..... | 0-0 | Jaspers 3FG% is 50% or better..... | 0-2 |
| In overtime..... | 2-1 | Jaspers 3FG% is 40-49%..... | 8-2 |
| In double overtime..... | 0-1 | Jaspers 3FG% is 30-39%..... | 7-4 |
| Neutral site vs. ranked opponent..... | 0-0 | Jaspers 3FG% is 29% or less..... | 2-4 |
| Games decided by 1-3 points..... | 5-4 | Opponent 3FG% is 50% or better..... | 2-0 |
| Game decided by 4-9 points..... | 4-7 | Opponent 3FG% is 40-49%..... | 2-2 |
| Games decided by 10-19 points..... | 7-0 | Opponent 3FG% is 30-39%..... | 9-7 |
| Games decided by 20-29 points..... | 1-0 | Opponent 3FG% is 29% or less..... | 4-4 |
| Games decided by 30+ points..... | 0-1 | | |
| Jaspers score 80 or more points..... | 9-3 | | |
| Jaspers score 70-79 points..... | 8-4 | | |
| Jaspers score 60-69 points..... | 0-4 | | |
| Jaspers score 50-59 points..... | 0-0 | | |
| Jaspers score 49 points or less..... | 0-1 | | |
| Jaspers FG% is 50% or better..... | 7-0 | | |
| Jaspers FG% is 40-49%..... | 9-8 | | |
| Jaspers FG% is 30-39%..... | 1-3 | | |
| Jaspers FG% is 29% or less..... | 0-1 | | |
| Leading at halftime..... | 11-2 | | |
| Trailing at halftime..... | 6-10 | | |
| In November..... | 3-4 | | |
| In December..... | 3-1 | | |
| In January..... | 4-4 | | |
| In February..... | 3-3 | | |
| In March..... | 4-0 | | |
| More rebounds than opponent..... | 10-5 | | |
| Fewer rebounds than opponent..... | 5-5 | | |
| Rebounds equal..... | 2-1 | | |
| More turnovers than opponent..... | 9-8 | | |
| Fewer turnovers than opponent..... | 7-3 | | |
| Equal turnovers..... | 1-1 | | |
| More assists than opponent..... | 11-1 | | |
| Fewer assists than opponent..... | 5-11 | | |
| Assists equal..... | 1-0 | | |
| Weekday..... | 3-3 | | |
| Weekend (including Friday)..... | 14-9 | | |



2024-25 MANHATTAN MEN'S BASKETBALL ROSTER

| No. | Name | Yr. | Pos. | Ht. | Wt. | Hometown/Previous School |
|-----|------------------|-------|------|-------|-----|---|
| 0. | Devin Dinkins | R-So. | G | 5'10" | 165 | Washington, D.C./Gonzaga HS/George Mason |
| 1. | Shaquil Bender | Sr. | G | 6'2" | 185 | Philadelphia, PA/Abraham Lincoln/Fullerton Col. |
| 2. | Jaden Winston | So. | G | 6'0" | 160 | South Laurel, MD/DeMatha Catholic |
| 3. | John Berbano | Fr. | G | 6'2" | 170 | Yonkers, NY/Greenwich Country Day |
| 4. | Brett Rumpel | Jr. | G | 6'4" | 190 | Binghamton, NY/Seton Catholic Central/St. Bonaventure |
| 5. | Allen Myers | R-Fr. | G/F | 6'9" | 185 | North Philadelphia, PA/NY Military Academy |
| 6. | Alijah Curry | Fr. | F | 6'8" | 210 | Memphis, TN/Camden (NJ) |
| 7. | Louis Fairtlough | Fr. | G/F | 6'6" | 200 | Lisbon, Portugal/Clube Athletico De Queluz |
| 8. | Aryan Arora | Sr. | G | 6'1" | 190 | Tuxedo Park, NY/IMG Academy (FL) |
| 9. | Will Sydnor | Fr. | F | 6'8" | 210 | Bronx, NY/The Patrick School (NJ) |
| 10. | Masiah Gilyard | Jr. | G | 6'3" | 195 | Brooklyn, NY/McKee/Staten Island Tech/Blinn Col. |
| 11. | Michael Lawlor | So. | F | 6'8" | 210 | Eastchester, NY/Eastchester |
| 13. | Fraser Roxburgh | Fr. | F | 6'7" | 215 | Melbourne, Australia/Waverly Falcons |
| 14. | Wesley Robinson | Sr. | G/F | 6'7" | 210 | Burlington, NJ/Life Center Academy/Bloomfield |
| 15. | Amaan Sandhu | Jr. | C | 7'1" | 265 | Punjab, India/First Love Christian Academy/Monmouth |
| 21. | Marko Ljubicic | Fr. | F/C | 6'10" | 224 | Zagreb, Croatia/KK Cedevita Junior |
| 22. | Daniel Hackett | Sr. | G | 6'1" | 175 | Commack, NY/St. Anthony's |
| 23. | Jackson Delaney | So. | G | 6'5" | 205 | Suffern, NY/Suffern/Rhode Island College |

Coaching Staff:

Head Coach: John Gallagher (Saint Joseph's (PA) '99), Second Season

Assistant Coach: Tim Brooks (James Madison '11), Second Season

Assistant Coach: JR Lynch (Hartford '19, UConn '22), Second Season

Assistant Coach: Anthony Doran (St. John's '01, '05), Fourth Season

Assistant Coach: Andrew Wisniewski (Saint Peter's '00), Second Season

Assistant Coach/Director of Basketball Operations: Tommy Dempsey (Binghamton '22), Second Season

PRONUNCIATION GUIDE

| | | |
|----|-------------------|-----------------------|
| 1 | Shaquil Bender | Shuh-Quil |
| 3 | John Berbano | Bur-Ban-Oh |
| 4 | Brett Rumpel | Rum-Pull |
| 7 | Louis Fairtlough | Fair-T-Low |
| 8 | Aryan Arora | Ar-Yon A-Roar-A |
| 9 | Will Sydnor | Sid-Nor |
| 13 | Fraser Roxburgh | Fray-sure Rox-Borough |
| 15 | Amaan Sandhu | A-Mon San-Due |
| 21 | Marko Ljubicic | Lou-Buh-Chitch |
| | Anthony Doran | Door-En |
| | Andrew Wisniewski | Wiz-New-Skee |



COACHING STAFF



JOHN GALLAGHER • HEAD COACH • SECOND SEASON

THE GALLAGHER FILE

PERSONAL INFORMATION

Hometown - Broomall, Pennsylvania
Education - Saint Joseph's University '99

COLLEGE COACHING EXPERIENCE

1999-03 - La Salle Assistant Coach
2003-06 - Lafayette Assistant Coach
2006-08 - Hartford Associate Head Coach
2008-10 - UPenn Assistant Coach
2010-22 - Hartford Head Coach
2023-Pres - Manhattan Head Coach

GALLAGHER YEAR-BY-YEAR HEAD COACHING RECORD

| YEAR | SCHOOL | RECORD |
|---------|-----------|---------|
| 2024-25 | Manhattan | (17-12) |
| 2023-24 | Manhattan | (7-23) |
| 2021-22 | Hartford | (12-20) |
| 2020-21 | Hartford | (15-9) |
| 2019-20 | Hartford | (18-15) |
| 2018-19 | Hartford | (18-15) |
| 2017-18 | Hartford | (19-14) |
| 2016-17 | Hartford | (9-23) |
| 2015-16 | Hartford | (10-23) |
| 2014-15 | Hartford | (14-16) |
| 2013-14 | Hartford | (17-16) |
| 2012-13 | Hartford | (17-14) |
| 2011-12 | Hartford | (9-22) |
| 2010-11 | Hartford | (11-20) |

RECORD BY SCHOOL

Manhattan (2023-Pres) - 24-35
Hartford (2010-22) - 169-207

CAREER RECORD

Overall - 193-242 (.444)
Total Games - 435

On March 29, 2023, John Gallagher was named the 24th head coach in the history of the Manhattan University men's basketball program. The 47-year-old coach has 24 years of collegiate coaching experience on the Division I level. Before accepting the head coaching job at Manhattan, Gallagher served as head coach for the University of Hartford men's basketball program for 12 seasons through the program's penultimate season in Division I (2021-2022). During his time in West Hartford, Gallagher took the Hawks program to three postseason appearances highlighted by Hartford's at-large bid into the NCAA Tournament in 2021 after beating UMass Lowell in the America East Championship Game. Hartford matched up with Baylor, the eventual national champions, in a first-round match-up between the No.16-seeded Hawks and the No.1-seeded Bears. Additionally, Gallagher led Hartford to its highest winning percentage (.625) that season by winning 15 of 24 games. Prior to the tournament berth, Gallagher oversaw a Hartford program that earned four straight top four finishes in the America East, and notched back to back conference championship game appearances in 2019-2020 and 2020-2021. In 2020, the onset of the COVID-19 pandemic canceled the America East Championship Game which was set to feature Hartford and Vermont.

During the 2017-2018 season, Gallagher spearheaded a Hawks team which set the program record win total with 19 victories and clinched a spot in the CIT. Hartford took a massive step up after finishing the previous season with a 9-23 record, underscoring the rapid improvements Gallagher was able to make in a short amount of time. Gallagher consistently showed a knack of getting his teams to exceed expectations. While coaching the 11th youngest team in the country, Gallagher architected the program's first-ever postseason campaign in 2012-2013 with a bid to the CIT. That season, Gallagher was named 2013 America Coach of the Year by CollegeInsider.com.

Gallagher's Hartford teams had a chip on their shoulder defensively, too. In 2020-2021, Hartford was 31st in the country in scoring defense (63.9) and 10th in 3-point defense (29 percent). The Hawks ranked second best in America in 3-point defense the year before by holding opponents to a 27.5 percent clip. The 2012-2013 campaign featured its own share of defensive bright spots, none more than a scoring defense which touted a program-record 61.2 points-per-game for opponents. Hartford also led the America East in steals (8.2) and forced turnovers (16) that season. Gallagher was the associate head coach at Hartford from 2006-2008 during Dan Leibovitz's stint leading the program. He started his coaching career at La Salle in 1999 and was part of the Explorers' coaching staff under both Speedy Morris and later Billy Hahn. In 2003, Gallagher left to join Fran O'Hanlon's staff at Lafayette, spending three seasons in Easton while building his name in coaching circles. Gallagher also made an assistant coaching stop at University of Pennsylvania working under Glen Miller from 2008-2010. Gallagher earned his bachelor's degree from Saint Joseph's University in 1999. He played on the Hawks men's basketball team from 1996-1999 under the program's all-time winningest coach Phil Martelli. During the 1996-97 season, Saint Joe's went 26-7 and advanced to the Sweet 16 before losing to Kentucky.

A native of Broomall, Pennsylvania, Gallagher is the father of four kids (Kenna, Alanna, Jack and Mary) and resides in Bronxville. He is one of four siblings in a basketball-loving family, as his sisters Ann and Joan both played college basketball at La Salle and Boston College.



2024-25 JASPERS



#0 DEVIN DINKINS • REDSHIRT SOPHOMORE • GUARD • 5-10
WASHINGTON, D.C. • GONZAGA • GEORGE MASON

CAREER HIGHS

| Statistic | Value |
|--------------|--|
| Points | 26 at Siena 01/03/25, vs Saint Peter's 02/08/25 |
| Rebounds | 5 at Saint Peter's 12/06/24 |
| Assists | 7 at Niagara 03/02/25 |
| Steals | 5 at Fairfield 02/16/25 |
| Blocks | 1 vs Buffalo 11/21/22, at Canisius 02/28/25 |
| FG Made | 6 4 times |
| FG Attempts | 14 at Mount St. Mary's 01/25/25, at Siena 01/03/25, at Sacred Heart 02/02/25 |
| 3FG Made | 5 vs Niagara 01/18/25 |
| 3FG Attempts | 8 vs Coppin St. 12/23/22, at Sacred Heart 02/02/25, vs Niagara 01/18/25 |
| FT Made | 11 vs Saint Peter's 02/08/25 |
| FT Attempts | 11 4 times |

2023-24 at George Mason (Sophomore): DNP

2022-23 at George Mason (freshman): Saw action in 31 games and made four starts...Averaged 3.1 points, 0.8 assists and shot 33.3 percent from 3pt range...Knocked down 16 3-pointers on the year...Saw action in 11.4 minutes/contest...Made 74.2 percent (23-31) of his free throw attempts...15 points (5-9 FG, 3-6 3pt FG), two assists in 28 minutes vs. Buffalo on Nov. 21...14 points (4-8 3pt FG), two assists vs. Coppin State on Dec. 23...Seven points (2-5 FG), two rebounds, one assist at Rhode Island...Eight points (2-2 3pt FG) in season-high 31 minutes at VCU on Jan. 25...Five points in the Feb. 18 Homecoming victory over La Salle.

| Opponent | Date | GS | MIN | Total FG-FGA | PCT | 3-Pointers 3FG-3FGA | PCT | Free throws FT-FTA | PCT | Rebounds OFF DEF TOT AVG | PF | A | TO | BLK | STL | PTS | AVG |
|---------------------|--------------|----------|---------------|----------------|-------------|---------------------|-------------|--------------------|-------------|--------------------------|-----------|-----------|-----------|----------|-----------|------------|-------------|
| at Maryland | 11/04/2024 | | 31:23 | 3-10 | .300 | 2-5 | .400 | 2-2 | 1.000 | 0 2 2 2.0 | 1 | 1 | 0 | 0 | 0 | 10 | 10.0 |
| Mercy | 11/12/2024 | | 26:22 | 4-6 | .667 | 3-5 | .600 | 4-4 | 1.000 | 1 2 3 2.5 | 1 | 0 | 1 | 0 | 0 | 15 | 12.5 |
| Fordham | 11/15/2024 | | 31:55 | 1-3 | .333 | 1-3 | .333 | 8-9 | .889 | 0 4 4 3.0 | 1 | 3 | 1 | 0 | 0 | 11 | 12.0 |
| at FDU | 11/17/2024 | | 31:18 | 3-4 | .750 | 2-2 | 1.000 | 1-2 | .500 | 2 1 3 3.0 | 1 | 5 | 1 | 0 | 0 | 9 | 11.3 |
| Army West Point | 11/22/2024 | | 30:54 | 4-8 | .500 | 2-4 | .500 | 1-2 | .500 | 0 1 1 2.6 | 0 | 3 | 3 | 0 | 0 | 11 | 11.2 |
| at Virginia | 11/26/2024 | | 28:45 | 3-7 | .429 | 1-4 | .250 | 4-4 | 1.000 | 0 3 3 2.7 | 0 | 1 | 1 | 0 | 1 | 11 | 11.2 |
| Le Moyne | 11/29/2024 | | 22:52 | 4-9 | .444 | 3-5 | .600 | 1-1 | 1.000 | 1 2 3 2.7 | 4 | 2 | 3 | 0 | 0 | 12 | 11.3 |
| at Saint Peter's | 12/06/2024 | | 30:35 | 1-5 | .200 | 0-3 | .000 | 2-3 | .667 | 1 4 5 3.0 | 2 | 1 | 0 | 0 | 2 | 4 | 10.4 |
| Marist | 12/08/2024 | | 30:57 | 3-10 | .300 | 0-4 | .000 | 0-0 | .000 | 0 1 1 2.8 | 0 | 2 | 1 | 0 | 1 | 6 | 9.9 |
| at Wagner | 12/18/2024 | | 22:41 | 3-4 | .750 | 2-3 | .667 | 2-4 | .500 | 0 2 2 2.7 | 0 | 1 | 3 | 0 | 1 | 10 | 9.9 |
| at Presbyterian | 12/21/2024 | | 33:19 | 4-8 | .500 | 2-4 | .500 | 8-8 | 1.000 | 0 2 2 2.6 | 2 | 5 | 1 | 0 | 2 | 18 | 10.6 |
| at Siena | 01/03/2025 | | 41:42 | 6-14 | .429 | 4-7 | .571 | 10-11 | .909 | 0 1 1 2.5 | 4 | 3 | 1 | 0 | 0 | 26 | 11.9 |
| at Rider | 01/05/2025 | | 21:51 | 1-3 | .333 | 1-3 | .333 | 2-4 | .500 | 0 0 0 2.3 | 0 | 1 | 2 | 0 | 0 | 5 | 11.4 |
| Mount St. Mary's | 01/10/2025 | | 23:13 | 4-10 | .400 | 2-6 | .333 | 1-1 | 1.000 | 1 0 1 2.2 | 1 | 2 | 1 | 0 | 1 | 11 | 11.4 |
| at Merrimack | 01/12/2025 | | 26:37 | 3-6 | .500 | 3-5 | .600 | 0-0 | .000 | 0 2 2 2.2 | 2 | 2 | 2 | 0 | 1 | 9 | 11.2 |
| Niagara | 01/18/2025 | | 37:44 | 6-11 | .545 | 5-8 | .625 | 3-5 | .600 | 1 2 3 2.3 | 1 | 6 | 3 | 0 | 2 | 20 | 11.8 |
| Fairfield | 01/23/2025 | | 34:03 | 2-6 | .333 | 1-3 | .333 | 10-11 | .909 | 0 4 4 2.4 | 0 | 2 | 2 | 0 | 0 | 15 | 11.9 |
| at Mount St. Mary's | 01/25/2025 | | 33:11 | 5-14 | .357 | 3-7 | .429 | 10-11 | .909 | 0 3 3 2.4 | 0 | 2 | 2 | 0 | 1 | 23 | 12.6 |
| Iona | 01/31/2025 | | 27:39 | 3-8 | .375 | 0-4 | .000 | 5-5 | 1.000 | 2 2 4 2.5 | 2 | 3 | 2 | 0 | 0 | 11 | 12.5 |
| at Sacred Heart | 02/02/2025 | | 30:18 | 6-14 | .429 | 4-8 | .500 | 8-10 | .800 | 1 1 2 2.5 | 0 | 2 | 2 | 0 | 2 | 24 | 13.1 |
| Saint Peter's | 02/08/2025 | | 34:37 | 6-12 | .500 | 3-6 | .500 | 11-11 | 1.000 | 1 1 2 2.4 | 2 | 2 | 0 | 0 | 1 | 26 | 13.7 |
| Merrimack | 02/14/2025 | | 34:08 | 5-8 | .625 | 3-4 | .750 | 2-2 | 1.000 | 2 2 4 2.5 | 2 | 3 | 3 | 0 | 1 | 15 | 13.7 |
| at Fairfield | 02/16/2025 | | 30:49 | 3-6 | .500 | 2-2 | 1.000 | 2-2 | 1.000 | 0 1 1 2.4 | 3 | 6 | 2 | 0 | 5 | 10 | 13.6 |
| at Iona | 02/21/2025 | | 30:48 | 4-12 | .333 | 2-5 | .400 | 8-9 | .889 | 2 1 3 2.5 | 2 | 2 | 0 | 0 | 2 | 18 | 13.8 |
| Quinnipiac | 02/23/2025 * | | 38:03 | 5-12 | .417 | 3-6 | .500 | 4-4 | 1.000 | 1 2 3 2.5 | 2 | 6 | 3 | 0 | 0 | 17 | 13.9 |
| at Canisius | 02/28/2025 | | 31:42 | 4-9 | .444 | 2-6 | .333 | 3-4 | .750 | 0 4 4 2.5 | 1 | 2 | 1 | 1 | 1 | 13 | 13.8 |
| at Niagara | 03/02/2025 | | 32:16 | 5-8 | .625 | 2-4 | .500 | 3-3 | 1.000 | 0 1 1 2.5 | 0 | 7 | 0 | 0 | 0 | 15 | 13.9 |
| Sacred Heart | 03/06/2025 | | 29:32 | 4-10 | .400 | 0-5 | .000 | 2-2 | 1.000 | 1 2 3 2.5 | 0 | 3 | 4 | 0 | 0 | 10 | 13.8 |
| Siena | 03/08/2025 | | 24:48 | 1-5 | .200 | 1-3 | .333 | 4-4 | 1.000 | 0 2 2 2.5 | 2 | 0 | 1 | 0 | 0 | 7 | 13.5 |
| Totals | | 1 | 884:01 | 106-242 | .438 | 59-134 | .440 | 121-138 | .877 | 17 55 72 2.5 | 36 | 78 | 46 | 1 | 24 | 392 | 13.5 |

Career Totals

| | | | | Field Goals | | 3-Point | | F-Throws | | Rebounds | | | | | | | | Scoring | | |
|--------------|------|-------|-----------|-------------|------|----------|------|----------|------|----------|-----|-----|-----|-------|-----|----|-----|---------|-----|------|
| SEASON | TEAM | GP-GS | MIN/AVG | FG-FGA | FG% | 3FG-3FGA | 3FG% | FT-FTA | FT% | OFF | DEF | TOT | AVG | PF-FO | A | TO | BLK | STL | PTS | AVG |
| 2022-23 | GMU | 31-4 | 354/11.4 | 28-80 | .350 | 16-48 | .333 | 23-31 | .742 | 1 | 17 | 18 | 0.6 | 31-0 | 24 | 20 | 1 | 8 | 95 | 3.1 |
| 2024-25 | MC | 29-1 | 884/30.5 | 106-242 | .438 | 59-134 | .440 | 121-138 | .877 | 17 | 55 | 72 | 2.5 | 36-0 | 78 | 46 | 1 | 24 | 392 | 13.5 |
| TOTAL FOR MC | | 29-1 | 884/30.5 | 106-242 | .438 | 59-134 | .440 | 121-138 | .877 | 17 | 55 | 72 | 2.5 | 36-0 | 78 | 46 | 1 | 24 | 392 | 13.5 |
| TOTAL | | 60-5 | 1238/20.6 | 134-322 | .416 | 75-182 | .412 | 144-169 | .852 | 18 | 72 | 90 | 1.5 | 67-0 | 102 | 66 | 2 | 32 | 487 | 8.1 |



2024-25 JASPERS



#1 SHAQUIL BENDER • SENIOR • GUARD • 6-2
PHILADELPHIA, PA • ABRAHAM LINCOLN • FULLERTON COLLEGE (CA)

2024-25 (Senior): Preseason All-MARC Second Team

2023-24 (Junior): Appeared in 25 games, started in 17...Logged a season-high three steals at Monmouth (12/21)...Recorded 30 points, while converting a season high 11 field-goals, added five triples, and registered a full 40 minutes on the floor, which were all season highs vs. Niagara (1/5)...Dished out a season-high five assists vs. Iona (3/7)...Sank home a season-high four free-throws in the Second Round of the MARC Championships (3/12). Recorded four total blocks on four different occasions...Logged double-digit points in 13 of the final 14 games of the season.

2022-23 at Fullerton (CA - JUCO) (Sophomore): CCCA Champion...Saw action in 32 games, started in 29 of them...Opened his tenure with the Hornets with a 19-point performance, converting 7-of-15 from the field, and netting all three triples attempted at LA Trade Tech (11/1)...Corralled a season-high seven rebounds vs. San Diego City (12/8)...Was a perfect 6-for-6 from the free-throw line vs. Irvine Valley (1/11)...Converted a season-high nine buckets from the field in a 21-point performance at Golden West (1/23)...Logged a season-high four three-pointers at Riverside (2/14)...Added a season-high four steals on a pair of occasions at Cyprus (1/27), and Irvine Valley (2/8)...Concluded the season with a season-high 23 points in a 9-of-15 performance vs. San Francisco in the CCCA Championship Game (3/12)...Of the 32 games played, Bender recorded double-digit points in 27 games...Helped team achieve a 32-1 record, and record a 25-game winning streak, that saw a perfect conference season of 16-0.

CAREER HIGHS

| Statistic | Value | |
|--------------|-------|---|
| Points | 30 | vs Niagara 01/05/24 |
| Rebounds | 9 | at Canisius 02/28/25 |
| Assists | 6 | at FDU 11/17/24, vs Sacred Heart 03/06/25 |
| Steals | 3 | at Monmouth 12/21/23, vs Mercy 11/12/24, vs Iona 01/31/25 |
| Blocks | 1 | 7 times |
| FG Made | 11 | vs Niagara 01/05/24 |
| FG Attempts | 21 | vs Fairfield 01/21/24 |
| 3FG Made | 5 | vs FDU 12/08/23, vs Niagara 01/05/24 |
| 3FG Attempts | 13 | vs FDU 12/08/23 |
| FT Made | 6 | vs Mercy 11/12/24 |
| FT Attempts | 6 | vs Mercy 11/12/24 |

2021-22 at Mount San Antonio (CA - JUCO) (freshman): All-South Coast Conference First Team...Competed in 26 games, and started in 21...Logged 274 minutes-per-game...Registered 44.3% from the field...Etched a 28.5 three-point-percentage from downtown...Began his collegiate career with a 22-point performance, and added four free-throws in five attempts at Citrus (11/4)...Sank home a season-high four triples from distance on two occasions at Chaffey (12/3) and El Camino (1/7)...Etched first career double-double with 18 points and a season-high 10 rebounds vs. LA Southwest (1/12)...Helped the team with a season-high eight successful free-throws in 11 tries vs. LA Harbor (1/14)...Swatted away a season-high two blocks vs. LA Trade Tech (2/11)...Registered a season-high 30 points in an 11-for-22 day from the field, and a season-high four steals vs. Mount San Jacinto (3/1)...Logged double-digit points in 24 of the 26 game played throughout his freshman campaign...Finished the season logging double-digit points in the final nine games (Team went 6-3 in respective span).



| Opponent | Date | GS | MIN | Total | | 3-Pointers | | Free throws | | Rebounds | | | | PF | A | TO | BLK | STL | PTS | AVG |
|---------------------|------------|----|-----------|---------|------|------------|------|-------------|-------|----------|-----|-----|-----|----|----|----|-----|-----|-----|------|
| | | | | FG-FGA | PCT | 3FG-3FGA | PCT | FT-FTA | PCT | OFF | DEF | TOT | AVG | | | | | | | |
| at Maryland | 11/04/2024 | * | 30:26 | 4-13 | .308 | 2-10 | .200 | 2-2 | 1.000 | 2 | 4 | 6 | 6.0 | 1 | 3 | 5 | 0 | 1 | 12 | 12.0 |
| Mercy | 11/12/2024 | * | 35:51 | 10-19 | .526 | 2-6 | .333 | 6-6 | 1.000 | 2 | 2 | 4 | 5.0 | 0 | 2 | 3 | 0 | 3 | 28 | 20.0 |
| Fordham | 11/15/2024 | * | 21:11 | 4-14 | .286 | 1-6 | .167 | 0-0 | .000 | 2 | 3 | 5 | 5.0 | 5 | 2 | 2 | 0 | 0 | 9 | 16.3 |
| at FDU | 11/17/2024 | * | 34:46 | 5-13 | .385 | 0-2 | .000 | 1-2 | .500 | 0 | 6 | 6 | 5.3 | 2 | 6 | 1 | 1 | 1 | 11 | 15.0 |
| Army West Point | 11/22/2024 | * | 31:06 | 6-16 | .375 | 2-5 | .400 | 0-0 | .000 | 0 | 2 | 2 | 4.6 | 1 | 3 | 1 | 0 | 1 | 14 | 14.8 |
| at Virginia | 11/26/2024 | * | 38:32 | 4-12 | .333 | 1-4 | .250 | 0-0 | .000 | 0 | 1 | 1 | 4.0 | 2 | 1 | 3 | 0 | 1 | 9 | 13.8 |
| Le Moyne | 11/29/2024 | * | 34:16 | 5-20 | .250 | 1-9 | .111 | 2-2 | 1.000 | 1 | 4 | 5 | 4.1 | 1 | 0 | 4 | 0 | 2 | 13 | 13.7 |
| at Saint Peter's | 12/06/2024 | * | 25:28 | 2-10 | .200 | 0-2 | .000 | 2-2 | 1.000 | 2 | 3 | 5 | 4.3 | 2 | 0 | 0 | 0 | 0 | 6 | 12.8 |
| Marist | 12/08/2024 | * | 26:22 | 2-9 | .222 | 1-4 | .250 | 2-2 | 1.000 | 1 | 3 | 4 | 4.2 | 2 | 2 | 2 | 0 | 1 | 7 | 12.1 |
| at Wagner | 12/18/2024 | * | 38:24 | 5-11 | .455 | 2-7 | .286 | 0-0 | .000 | 0 | 2 | 2 | 4.0 | 2 | 3 | 0 | 0 | 1 | 12 | 12.1 |
| at Presbyterian | 12/21/2024 | * | 24:02 | 0-8 | .000 | 0-4 | .000 | 0-0 | .000 | 0 | 1 | 1 | 3.7 | 3 | 1 | 1 | 0 | 1 | 0 | 11.0 |
| at Siena | 01/03/2025 | * | 43:37 | 4-10 | .400 | 1-4 | .250 | 2-3 | .667 | 0 | 5 | 5 | 3.8 | 1 | 1 | 1 | 0 | 1 | 11 | 11.0 |
| at Rider | 01/05/2025 | * | 34:57 | 6-13 | .462 | 4-8 | .500 | 2-2 | 1.000 | 1 | 3 | 4 | 3.8 | 2 | 4 | 0 | 0 | 1 | 18 | 11.5 |
| Mount St. Mary's | 01/10/2025 | * | 32:11 | 6-12 | .500 | 2-5 | .400 | 0-0 | .000 | 1 | 2 | 3 | 3.8 | 1 | 2 | 3 | 0 | 1 | 14 | 11.7 |
| at Merrimack | 01/12/2025 | * | 38:08 | 4-8 | .500 | 1-3 | .333 | 0-0 | .000 | 1 | 1 | 2 | 3.7 | 0 | 3 | 5 | 0 | 2 | 9 | 11.5 |
| Niagara | 01/18/2025 | * | 32:04 | 3-6 | .500 | 0-1 | .000 | 2-2 | 1.000 | 1 | 1 | 2 | 3.6 | 3 | 1 | 2 | 1 | 0 | 8 | 11.3 |
| Fairfield | 01/23/2025 | * | 37:50 | 8-16 | .500 | 2-8 | .250 | 0-0 | .000 | 1 | 2 | 3 | 3.5 | 3 | 2 | 3 | 0 | 2 | 18 | 11.7 |
| at Mount St. Mary's | 01/25/2025 | * | 32:58 | 5-18 | .278 | 2-10 | .200 | 0-0 | .000 | 1 | 2 | 3 | 3.5 | 1 | 1 | 3 | 0 | 0 | 12 | 11.7 |
| Iona | 01/31/2025 | * | 34:06 | 4-12 | .333 | 0-4 | .000 | 0-0 | .000 | 1 | 4 | 5 | 3.6 | 0 | 2 | 1 | 0 | 3 | 8 | 11.5 |
| at Sacred Heart | 02/02/2025 | * | 34:58 | 7-17 | .412 | 2-7 | .286 | 0-0 | .000 | 1 | 2 | 3 | 3.6 | 1 | 2 | 2 | 0 | 1 | 16 | 11.8 |
| Saint Peter's | 02/08/2025 | * | 41:30 | 5-12 | .417 | 3-7 | .429 | 4-4 | 1.000 | 1 | 2 | 3 | 3.5 | 2 | 2 | 3 | 0 | 2 | 17 | 12.0 |
| Merrimack | 02/14/2025 | * | 20:24 | 2-6 | .333 | 0-3 | .000 | 0-0 | .000 | 0 | 1 | 1 | 3.4 | 2 | 1 | 3 | 0 | 1 | 4 | 11.6 |
| at Fairfield | 02/16/2025 | * | 33:14 | 6-9 | .667 | 0-2 | .000 | 0-0 | .000 | 1 | 2 | 3 | 3.4 | 3 | 1 | 0 | 0 | 1 | 12 | 11.7 |
| at Iona | 02/21/2025 | * | 29:55 | 1-8 | .125 | 0-6 | .000 | 0-0 | .000 | 1 | 2 | 3 | 3.4 | 1 | 2 | 3 | 0 | 0 | 2 | 11.3 |
| Quinnipiac | 02/23/2025 | * | 20:27 | 0-7 | .000 | 0-2 | .000 | 0-2 | .000 | 0 | 2 | 2 | 3.3 | 2 | 3 | 0 | 0 | 1 | 0 | 10.8 |
| at Canisius | 02/28/2025 | * | 33:24 | 6-15 | .400 | 2-7 | .286 | 1-2 | .500 | 2 | 7 | 9 | 3.5 | 0 | 2 | 1 | 0 | 0 | 15 | 11.0 |
| at Niagara | 03/02/2025 | * | 29:29 | 6-9 | .667 | 2-3 | .667 | 0-0 | .000 | 2 | 2 | 4 | 3.6 | 2 | 2 | 1 | 0 | 0 | 14 | 11.1 |
| Sacred Heart | 03/06/2025 | * | 25:44 | 2-10 | .200 | 1-5 | .200 | 2-2 | 1.000 | 3 | 3 | 6 | 3.6 | 0 | 6 | 0 | 0 | 1 | 7 | 10.9 |
| Siena | 03/08/2025 | * | 30:40 | 6-13 | .462 | 1-4 | .250 | 2-2 | 1.000 | 1 | 3 | 4 | 3.7 | 1 | 3 | 1 | 1 | 0 | 15 | 11.1 |
| Totals | | | 29 925:59 | 128-346 | .370 | 35-148 | .236 | 30-35 | .857 | 29 | 77 | 106 | 3.7 | 46 | 63 | 54 | 3 | 29 | 321 | 11.1 |

Career Totals

| | | | | Field Goals | | 3-Point | | F-Throws | | Rebounds | | | | | | | | | Scoring | |
|---------|------|-------|-----------|-------------|------|----------|------|----------|------|----------|-----|-----|-----|-------|-----|-----|-----|-----|---------|------|
| SEASON | TEAM | GP-GS | MIN/AVG | FG-FGA | FG% | 3FG-3FGA | 3FG% | FT-FTA | FT% | OFF | DEF | TOT | AVG | PF-FO | A | TO | BLK | STL | PTS | AVG |
| 2023-24 | MC | 25-17 | 794/31.7 | 130-341 | .381 | 47-138 | .341 | 37-46 | .804 | 19 | 62 | 81 | 3.2 | 52-1 | 41 | 62 | 4 | 31 | 344 | 13.8 |
| 2024-25 | MC | 29-29 | 926/31.9 | 128-346 | .370 | 35-148 | .236 | 30-35 | .857 | 29 | 77 | 106 | 3.7 | 46-1 | 63 | 54 | 3 | 29 | 321 | 11.1 |
| TOTAL | | 54-46 | 1720/31.8 | 258-687 | .376 | 82-286 | .287 | 67-81 | .827 | 48 | 139 | 187 | 3.5 | 98-2 | 104 | 116 | 7 | 60 | 665 | 12.3 |



2024-25 JASPERS



#2 JADEN WINSTON • SOPHOMORE • GUARD • 6-0 SOUTH LAUREL, MD • DEMATHA CATHOLIC

CAREER HIGHS

| | | |
|--------------|----|---|
| Points | 18 | at Fairfield 02/16/25, at Presbyterian 12/21/24 |
| Rebounds | 7 | at Rider 01/05/25 |
| Assists | 10 | at Wagner 12/18/24 |
| Steals | 5 | vs Army West Point 11/22/24, at Niagara 03/02/25 |
| Blocks | 1 | 5 times |
| FG Made | 7 | vs Army West Point 11/22/24, vs Sacred Heart 03/06/25, at Presbyterian 12/21/24 |
| FG Attempts | 15 | vs Army West Point 11/22/24 |
| 3FG Made | 3 | at FDU 11/17/24, vs Sacred Heart 03/06/25, at Niagara 03/02/25 |
| 3FG Attempts | 8 | at Niagara 03/02/25 |
| FT Made | 7 | vs Le Moyne 11/29/24 |
| FT Attempts | 8 | vs Le Moyne 11/29/24, at Fairfield 02/16/25 |

PERSONAL INFORMATION

Prior to College: Played his prep ball at DMV hoops power DeMatha Prep...Played AAU ball for Team Takeover EYBL... majoring in communications and minoring in psychology ... born on December 20, 2003

Why Winston chose Manhattan: Because he immediately felt it was the right fit.

2024-25 (Sophomore): Preseason All-MAAC Third Team

2023-24 (Freshman): Saw action and started in all 30 games...Registered 9.3 points-per-game and totaled 279 on the season...Logged a 39.8% clip from the field...Converted 57-of-79 from the charity stripe (72.2%)...Averaged 3.9 rebounds-per-game...Set the program record for assists in a game with 13 vs. Iona (3/7) en route to a 17-point win for the Jaspers..Stole a season-high five at Canisius (1/26)...Recorded lone double-double with 10-points and a season-high 10 rebounds vs. Quinnipiac (2/2)...Logged a season-high 18 points with a season-best seven field-goals converted at Fairfield (2/4)...Added a season-best five free-throws at Mount St. Mary's (MD) (2/8)...Registered three triples from downtown vs. Rider (2/18)...Etched a season-high 45 minutes, and attempted a season-high 12 shots from the floor in the Opening Round of the MAAC Championships vs. Iona (3/12).

| Opponent | Date | GS | MIN | Total | | 3-Pointers | | Free throws | | Rebounds | | | | PF | A | TO | BLK | STL | PTS | AVG | |
|---------------------|------------|----|-------|--------|--------|------------|-------|-------------|-------|----------|-----|-----|-----|-----|----|-----|-----|-----|-----|------|-----|
| | | | | FG-FGA | PCT | 3FG-3FGA | PCT | FT-FTA | PCT | OFF | DEF | TOT | AVG | | | | | | | | |
| at Maryland | 11/04/2024 | * | 28:32 | 1-6 | .167 | 0-2 | .000 | 2-2 | 1.000 | 0 | 0 | 0 | 0.0 | 2 | 1 | 2 | 0 | 0 | 4 | 4.0 | |
| Mercy | 11/12/2024 | * | 29:13 | 4-10 | .400 | 1-3 | .333 | 0-0 | .000 | 2 | 3 | 5 | 2.5 | 3 | 8 | 2 | 0 | 1 | 9 | 6.5 | |
| Fordham | 11/15/2024 | * | 36:33 | 1-12 | .083 | 0-2 | .000 | 4-4 | 1.000 | 2 | 4 | 6 | 3.7 | 3 | 7 | 3 | 1 | 2 | 6 | 6.3 | |
| at FDU | 11/17/2024 | * | 24:01 | 4-10 | .400 | 3-4 | .750 | 3-4 | .750 | 1 | 2 | 3 | 3.5 | 2 | 1 | 1 | 0 | 1 | 14 | 8.3 | |
| Army West Point | 11/22/2024 | * | 38:25 | 7-15 | .467 | 1-4 | .250 | 2-2 | 1.000 | 0 | 5 | 5 | 3.8 | 3 | 5 | 1 | 0 | 5 | 17 | 10.0 | |
| at Virginia | 11/26/2024 | * | 25:55 | 2-3 | .667 | 2-2 | 1.000 | 0-0 | .000 | 0 | 2 | 2 | 3.5 | 5 | 2 | 4 | 1 | 0 | 6 | 9.3 | |
| Le Moyne | 11/29/2024 | * | 30:57 | 3-6 | .500 | 0-3 | .000 | 7-8 | .875 | 0 | 3 | 3 | 3.4 | 4 | 6 | 3 | 0 | 1 | 13 | 9.9 | |
| at Saint Peter's | 12/06/2024 | * | 37:45 | 3-8 | .375 | 0-4 | .000 | 4-4 | 1.000 | 0 | 2 | 2 | 3.3 | 2 | 4 | 3 | 0 | 2 | 10 | 9.9 | |
| Marist | 12/08/2024 | * | 23:32 | 6-10 | .600 | 0-2 | .000 | 1-2 | .500 | 1 | 1 | 2 | 3.1 | 4 | 5 | 1 | 0 | 3 | 13 | 10.2 | |
| at Wagner | 12/18/2024 | * | 37:39 | 2-5 | .400 | 0-1 | .000 | 1-1 | 1.000 | 1 | 4 | 5 | 3.3 | 1 | 10 | 4 | 0 | 1 | 5 | 9.7 | |
| at Presbyterian | 12/21/2024 | * | 38:20 | 7-11 | .636 | 1-3 | .333 | 3-6 | .500 | 0 | 6 | 6 | 3.5 | 4 | 3 | 3 | 1 | 2 | 18 | 10.5 | |
| at Siena | 01/03/2025 | * | 37:17 | 3-7 | .429 | 1-2 | .500 | 2-3 | .667 | 0 | 3 | 3 | 3.5 | 4 | 7 | 2 | 0 | 2 | 9 | 10.3 | |
| at Rider | 01/05/2025 | * | 35:54 | 3-6 | .500 | 1-2 | .500 | 1-3 | .333 | 1 | 6 | 7 | 3.8 | 2 | 3 | 2 | 0 | 4 | 8 | 10.2 | |
| Mount St. Mary's | 01/10/2025 | * | 36:42 | 2-7 | .286 | 0-2 | .000 | 0-0 | .000 | 1 | 3 | 4 | 3.8 | 3 | 7 | 2 | 0 | 0 | 4 | 9.7 | |
| at Merrimack | 01/12/2025 | * | 36:34 | 2-9 | .222 | 1-4 | .250 | 0-0 | .000 | 0 | 1 | 1 | 3.6 | 3 | 3 | 1 | 0 | 3 | 5 | 9.4 | |
| Niagara | 01/18/2025 | * | 36:03 | 2-6 | .333 | 0-2 | .000 | 0-0 | .000 | 0 | 5 | 5 | 3.7 | 2 | 6 | 3 | 0 | 0 | 4 | 9.1 | |
| Fairfield | 01/23/2025 | * | 32:38 | 2-6 | .333 | 0-1 | .000 | 2-2 | 1.000 | 0 | 3 | 3 | 3.6 | 5 | 3 | 3 | 0 | 1 | 6 | 8.9 | |
| at Mount St. Mary's | 01/25/2025 | * | 36:57 | 3-7 | .429 | 0-3 | .000 | 1-2 | .500 | 0 | 5 | 5 | 3.7 | 2 | 7 | 1 | 0 | 2 | 7 | 8.8 | |
| Iona | 01/31/2025 | * | 33:01 | 3-4 | .750 | 1-2 | .500 | 2-2 | 1.000 | 0 | 5 | 5 | 3.8 | 3 | 8 | 4 | 0 | 2 | 9 | 8.8 | |
| at Sacred Heart | 02/02/2025 | * | 31:04 | 3-9 | .333 | 1-2 | .500 | 2-3 | .667 | 0 | 3 | 3 | 3.8 | 2 | 4 | 0 | 0 | 3 | 9 | 8.8 | |
| Saint Peter's | 02/08/2025 | * | 34:38 | 1-4 | .250 | 1-2 | .500 | 3-4 | .750 | 0 | 2 | 2 | 3.7 | 1 | 2 | 2 | 1 | 2 | 6 | 8.7 | |
| Merrimack | 02/14/2025 | * | 37:24 | 2-4 | .500 | 0-1 | .000 | 0-0 | .000 | 2 | 2 | 4 | 3.7 | 2 | 5 | 4 | 0 | 1 | 4 | 8.5 | |
| at Fairfield | 02/16/2025 | * | 27:21 | 6-8 | .750 | 2-4 | .500 | 4-8 | .500 | 0 | 5 | 5 | 3.7 | 1 | 1 | 3 | 0 | 4 | 18 | 8.9 | |
| at Iona | 02/21/2025 | * | 30:07 | 3-8 | .375 | 0-4 | .000 | 0-0 | .000 | 0 | 1 | 1 | 3.6 | 2 | 2 | 2 | 0 | 3 | 6 | 8.8 | |
| Quinnipiac | 02/23/2025 | * | 28:13 | 0-4 | .000 | 0-2 | .000 | 0-0 | .000 | 0 | 3 | 3 | 3.6 | 2 | 2 | 3 | 0 | 4 | 0 | 8.4 | |
| at Canisius | 02/28/2025 | * | 34:53 | 2-4 | .500 | 2-3 | .667 | 2-2 | 1.000 | 0 | 1 | 1 | 3.5 | 2 | 3 | 0 | 1 | 1 | 8 | 8.4 | |
| at Niagara | 03/02/2025 | * | 35:19 | 4-9 | .444 | 3-8 | .375 | 2-2 | 1.000 | 1 | 1 | 2 | 3.4 | 1 | 2 | 0 | 0 | 5 | 13 | 8.6 | |
| Sacred Heart | 03/06/2025 | * | 30:23 | 7-8 | .875 | 3-4 | .750 | 0-0 | .000 | 0 | 4 | 4 | 3.5 | 1 | 6 | 1 | 0 | 1 | 17 | 8.9 | |
| Siena | 03/08/2025 | * | 36:24 | 2-8 | .250 | 1-3 | .333 | 0-0 | .000 | 0 | 2 | 2 | 3.4 | 2 | 5 | 0 | 0 | 2 | 5 | 8.7 | |
| Totals | | | 29 | 961:43 | 90-214 | .421 | 25-81 | .309 | 48-64 | .750 | 12 | 87 | 99 | 3.4 | 73 | 128 | 60 | 5 | 58 | 253 | 8.7 |

Career Totals

| | | | | Field Goals | | 3-Point | | F-Throws | | Rebounds | | | | | | | | Scoring | | |
|---------|------|-------|----------|-------------|------|----------|------|----------|------|----------|-----|-----|-----|-------|-----|----|-----|---------|-----|-----|
| SEASON | TEAM | GP-GS | MIN/AVG | FG-FGA | FG% | 3FG-3FGA | 3FG% | FT-FTA | FT% | OFF | DEF | TOT | AVG | PF-FO | A | TO | BLK | STL | PTS | AVG |
| 2024-25 | MC | 29-29 | 962/33.2 | 90-214 | .421 | 25-81 | .309 | 48-64 | .750 | 12 | 87 | 99 | 3.4 | 73-2 | 128 | 60 | 5 | 58 | 253 | 8.7 |
| TOTAL | | 29-29 | 962/33.2 | 90-214 | .421 | 25-81 | .309 | 48-64 | .750 | 12 | 87 | 99 | 3.4 | 73-2 | 128 | 60 | 5 | 58 | 253 | 8.7 |



2024-25 JASPERS



#3 JOHN BERBANO • FRESHMAN • GUARD • 6-2
YONKERS, NY • GREENWICH COUNTRY DAY

Attended Greenwich Country Day for high school and played AAU for 6th Boro Hoops ...majoring in business...born on November 2, 2005.

Why he chose Manhattan: Because of the opportunity to play Division I basketball and the community.

CAREER HIGHS

| Statistic | Value | |
|--------------|-------|--------------------|
| Points | 3 | vs Iona 01/31/25 |
| Rebounds | 1 | vs Mercy 11/12/24 |
| Assists | 1 | at Wagner 12/18/24 |
| FG Made | 1 | vs Iona 01/31/25 |
| FG Attempts | 2 | vs Iona 01/31/25 |
| 3FG Made | 1 | vs Iona 01/31/25 |
| 3FG Attempts | 1 | vs Iona 01/31/25 |

| Opponent | Date | GS | MIN | Total | | 3-Pointers | | Free throws | | Rebounds | | | | PF | A | TO | BLK | STL | PTS | AVG |
|---------------|------------|----------|--------------|------------|-------------|------------|--------------|-------------|-------------|----------|----------|----------|------------|----------|----------|----------|----------|----------|----------|------------|
| | | | | FG-FGA | PCT | 3FG-3FGA | PCT | FT-FTA | PCT | OFF | DEF | TOT | AVG | | | | | | | |
| at Maryland | 11/04/2024 | | 02:38 | 0-1 | .000 | 0-0 | .000 | 0-0 | .000 | 0 | 0 | 0 | 0.0 | 0 | 0 | 0 | 0 | 0 | 0 | 0.0 |
| Mercy | 11/12/2024 | | 01:15 | 0-0 | .000 | 0-0 | .000 | 0-0 | .000 | 1 | 0 | 1 | 0.5 | 0 | 0 | 1 | 0 | 0 | 0 | 0.0 |
| at Wagner | 12/18/2024 | | 00:45 | 0-0 | .000 | 0-0 | .000 | 0-0 | .000 | 0 | 0 | 0 | 0.3 | 1 | 1 | 1 | 0 | 0 | 0 | 0.0 |
| Iona | 01/31/2025 | | 01:17 | 1-2 | .500 | 1-1 | 1.000 | 0-0 | .000 | 0 | 0 | 0 | 0.3 | 0 | 0 | 0 | 0 | 0 | 3 | 0.8 |
| at Fairfield | 02/16/2025 | | 00:12 | 0-0 | .000 | 0-0 | .000 | 0-0 | .000 | 0 | 0 | 0 | 0.2 | 0 | 0 | 0 | 0 | 0 | 0 | 0.6 |
| at Niagara | 03/02/2025 | | 01:16 | 0-0 | .000 | 0-0 | .000 | 0-0 | .000 | 0 | 0 | 0 | 0.2 | 0 | 0 | 0 | 0 | 0 | 0 | 0.5 |
| Siena | 03/08/2025 | | 01:29 | 0-0 | .000 | 0-0 | .000 | 0-0 | .000 | 0 | 0 | 0 | 0.1 | 1 | 0 | 0 | 0 | 0 | 0 | 0.4 |
| Totals | | 0 | 08:52 | 1-3 | .333 | 1-1 | 1.000 | 0-0 | .000 | 1 | 0 | 1 | 0.1 | 2 | 1 | 2 | 0 | 0 | 3 | 0.4 |

Career Totals

| | | | | Field Goals | | 3-Point | | F-Throws | | Rebounds | | | | Scoring | | | | | | |
|--------------|------|------------|--------------|-------------|-------------|------------|--------------|------------|-------------|----------|----------|----------|------------|------------|----------|----------|----------|----------|----------|------------|
| SEASON | TEAM | GP-GS | MIN/AVG | FG-FGA | FG% | 3FG-3FGA | 3FG% | FT-FTA | FT% | OFF | DEF | TOT | AVG | PF-FO | A | TO | BLK | STL | PTS | AVG |
| 2024-25 | MC | 7-0 | 9/1.3 | 1-3 | .333 | 1-1 | 1.000 | 0-0 | .000 | 1 | 0 | 1 | 0.1 | 2-0 | 1 | 2 | 0 | 0 | 3 | 0.4 |
| TOTAL | | 7-0 | 9/1.3 | 1-3 | .333 | 1-1 | 1.000 | 0-0 | .000 | 1 | 0 | 1 | 0.1 | 2-0 | 1 | 2 | 0 | 0 | 3 | 0.4 |



2024-25 JASPERS



#4 BRETT RUMPEL • REDSHIRT JUNIOR • GUARD • 6-4 BINGHAMTON, NY • SETON CATHOLIC • ST. BONAVENTURE

2023-24 (Junior): Started and appeared in five games at Bryant (11/6), Kansas (11/10), Felician (11/16), Central Connecticut (11/19), and UConn (11/24)...Opened the season with a perfect six-for-six shooting from the charity stripe at Bryant (11/6)...Season high 16 points on five-of-13 shooting and five-of-six converted free-throws vs. Felician (11/16)...Grabbed five rebounds and tallied 11 points at Kansas (11/10).

2022-23 at St. Bonaventure (Sophomore): Played in 24 games, averaging 1.9 points and 1.1 assists in 8.5 minutes per contest...Recorded five points and three assists in a win over Saint Joseph's (2/26)...Posted six points and four assists along with two steals in a win vs. George Washington (2/19)...Logged five points, two assists and a steal at Duquesne (2/11)

2021-22 at St. Bonaventure (freshman): DNP - redshirted

Prior to College: A product of Seton Catholic Central in Binghamton, the 6-foot-4 guard averaged 35 points and nearly 10 rebounds over 22 games during his junior season while leading the Saints to a sectional championship ... his production earned New York Class B First Team All-State honors, highlighted by a 45-point performance along with nine rebounds, five blocks and four assists in the Section 4, Class B final four days after pouring in 42 points in the semifinals ... in a shortened senior campaign that was limited to just eight games due to the pandemic, he averaged an eye-popping 45.5 points and 11.3 rebounds along with nearly five assists per contest ... played AAU ball with Albany City Rocks ... New Recruit Media described Rumpel as being "arguably the quickest guard in the nation."

CAREER HIGHS

| Statistic | Value | |
|--------------|-------|---|
| Points | 16 | vs Felician 11/16/23 |
| Rebounds | 8 | at Bryant 11/06/23 |
| Assists | 6 | vs Felician 11/16/23 |
| Steals | 2 | vs George Washington 02/19/23 |
| Blocks | 2 | at Bryant 11/06/23 |
| FG Made | 5 | vs Felician 11/16/23, at Kansas 11/10/23 |
| FG Attempts | 13 | vs Felician 11/16/23 |
| 3FG Made | 1 | at Duquesne 02/11/23, vs Felician 11/16/23 |
| 3FG Attempts | 1 | 5 times |
| FT Made | 6 | at Bryant 11/06/23 |
| FT Attempts | 6 | at Bryant 11/06/23, vs Felician 11/16/23, at Central Conn. St. 11/19/23 |

Career Totals

| SEASON | TEAM | GP-GS | MIN/AVG | Field Goals | | 3-Point | | F-Throws | | Rebounds | | | | Scoring | | | | | | |
|---------------------|------|-------------|-----------------|--------------|-------------|------------|-------------|--------------|-------------|----------|-----------|-----------|------------|-------------|-----------|-----------|----------|-----------|-----------|------------|
| | | | | FG-FGA | FG% | 3FG-3FGA | 3FG% | FT-FTA | FT% | OFF | DEF | TOT | AVG | PF-FO | A | TO | BLK | STL | PTS | AVG |
| 2022-23 | SBU | 24-0 | 205/8.5 | 15-38 | .395 | 1-2 | .500 | 15-19 | .789 | 2 | 17 | 19 | 0.8 | 32-1 | 26 | 28 | 2 | 11 | 46 | 1.9 |
| 2023-24 | MC | 5-5 | 155/31.1 | 16-45 | .356 | 1-3 | .333 | 16-20 | .800 | 3 | 22 | 25 | 5.0 | 11-0 | 13 | 13 | 2 | 2 | 49 | 9.8 |
| TOTAL FOR MC | | 5-5 | 155/31.1 | 16-45 | .356 | 1-3 | .333 | 16-20 | .800 | 3 | 22 | 25 | 5.0 | 11-0 | 13 | 13 | 2 | 2 | 49 | 9.8 |
| TOTAL | | 29-5 | 360/12.4 | 31-83 | .373 | 2-5 | .400 | 31-39 | .795 | 5 | 39 | 44 | 1.5 | 43-1 | 39 | 41 | 4 | 13 | 95 | 3.3 |



2024-25 JASPERS



#6 ALIJAH CURRY • FRESHMAN • FORWARD • 6-8 MEMPHIS, TN • CAMDEN HIGH SCHOOL (NJ)

CAREER HIGHS

Prior to College: Attended East High School and Camden High School in New Jersey...Played Varsity Boys' Basketball all four years...Played Varsity Boys' Volleyball in senior year...Team MVP...Scored 1,000 points in career...Named offensive and defensive player of the year, respectively...Received seven scholarship offers...Honor Roll and Most Improved Student...Majoring in Undecided.

| Statistic | Value | |
|--------------|-------|--|
| Points | 4 | vs Mount St. Mary's 01/10/25 |
| Rebounds | 4 | at Maryland 11/04/24 |
| Assists | 1 | 5 times |
| Steals | 2 | at Mount St. Mary's 01/25/25 |
| Blocks | 1 | vs Marist 12/08/24 |
| FG Made | 2 | vs Mount St. Mary's 01/10/25 |
| FG Attempts | 3 | vs Mount St. Mary's 01/10/25 |
| 3FG Made | 1 | at Virginia 11/26/24, at Mount St. Mary's 01/25/25 |
| 3FG Attempts | 1 | 5 times |
| FT Made | 1 | vs Fairfield 01/23/25 |
| FT Attempts | 1 | at Maryland 11/04/24, vs Fairfield 01/23/25 |

| Opponent | Date | GS | MIN | Total | | 3-Pointers | | Free throws | | Rebounds | | | | PF | A | TO | BLK | STL | PTS | AVG |
|---------------------|------------|----------|---------------|-------------|-------------|------------|-------------|-------------|-------------|----------|-----------|-----------|------------|-----------|----------|----------|----------|----------|-----------|------------|
| | | | | FG-FGA | PCT | 3FG-3FGA | PCT | FT-FTA | PCT | OFF | DEF | TOT | AVG | | | | | | | |
| at Maryland | 11/04/2024 | | 11:14 | 0-2 | .000 | 0-1 | .000 | 0-1 | .000 | 1 | 3 | 4 | 4.0 | 1 | 0 | 1 | 0 | 0 | 0 | 0.0 |
| Mercy | 11/12/2024 | | 12:55 | 0-2 | .000 | 0-0 | .000 | 0-0 | .000 | 0 | 0 | 0 | 2.0 | 1 | 0 | 1 | 0 | 0 | 0 | 0.0 |
| Fordham | 11/15/2024 | | 10:44 | 1-2 | .500 | 0-0 | .000 | 0-0 | .000 | 1 | 1 | 2 | 2.0 | 0 | 0 | 1 | 0 | 1 | 2 | 0.7 |
| at FDU | 11/17/2024 | | 11:28 | 1-2 | .500 | 0-1 | .000 | 0-0 | .000 | 0 | 1 | 1 | 1.8 | 0 | 1 | 0 | 0 | 0 | 2 | 1.0 |
| Army West Point | 11/22/2024 | | 05:38 | 0-0 | .000 | 0-0 | .000 | 0-0 | .000 | 0 | 0 | 0 | 1.4 | 1 | 0 | 0 | 0 | 0 | 0 | 0.8 |
| at Virginia | 11/26/2024 | | 04:05 | 1-1 | 1.000 | 1-1 | 1.000 | 0-0 | .000 | 1 | 0 | 1 | 1.3 | 2 | 0 | 0 | 0 | 0 | 3 | 1.2 |
| Le Moyne | 11/29/2024 | | 02:57 | 0-0 | .000 | 0-0 | .000 | 0-0 | .000 | 0 | 2 | 2 | 1.4 | 1 | 0 | 0 | 0 | 0 | 0 | 1.0 |
| Marist | 12/08/2024 | | 06:07 | 0-1 | .000 | 0-0 | .000 | 0-0 | .000 | 0 | 0 | 0 | 1.3 | 0 | 0 | 0 | 1 | 0 | 0 | 0.9 |
| at Presbyterian | 12/21/2024 | | 02:48 | 0-1 | .000 | 0-1 | .000 | 0-0 | .000 | 0 | 0 | 0 | 1.1 | 2 | 0 | 0 | 0 | 0 | 0 | 0.8 |
| at Rider | 01/05/2025 | | 02:59 | 0-0 | .000 | 0-0 | .000 | 0-0 | .000 | 0 | 0 | 0 | 1.0 | 1 | 0 | 0 | 0 | 0 | 0 | 0.7 |
| Mount St. Mary's | 01/10/2025 | | 06:55 | 2-3 | .667 | 0-0 | .000 | 0-0 | .000 | 2 | 0 | 2 | 1.1 | 0 | 0 | 1 | 0 | 0 | 4 | 1.0 |
| Niagara | 01/18/2025 | | 08:04 | 1-1 | 1.000 | 0-0 | .000 | 0-0 | .000 | 0 | 0 | 0 | 1.0 | 0 | 1 | 0 | 0 | 0 | 2 | 1.1 |
| Fairfield | 01/23/2025 | | 06:29 | 1-2 | .500 | 0-0 | .000 | 1-1 | 1.000 | 1 | 2 | 3 | 1.2 | 0 | 1 | 0 | 0 | 0 | 3 | 1.2 |
| at Mount St. Mary's | 01/25/2025 | | 14:13 | 1-1 | 1.000 | 1-1 | 1.000 | 0-0 | .000 | 0 | 2 | 2 | 1.2 | 3 | 0 | 2 | 0 | 2 | 3 | 1.4 |
| Iona | 01/31/2025 | | 08:42 | 0-0 | .000 | 0-0 | .000 | 0-0 | .000 | 0 | 2 | 2 | 1.3 | 0 | 1 | 1 | 0 | 0 | 0 | 1.3 |
| at Sacred Heart | 02/02/2025 | | 02:49 | 0-0 | .000 | 0-0 | .000 | 0-0 | .000 | 0 | 0 | 0 | 1.2 | 0 | 0 | 0 | 0 | 0 | 0 | 1.2 |
| Saint Peter's | 02/08/2025 | | 02:17 | 0-0 | .000 | 0-0 | .000 | 0-0 | .000 | 0 | 0 | 0 | 1.1 | 0 | 1 | 0 | 0 | 0 | 0 | 1.1 |
| Totals | | 0 | 120:23 | 8-18 | .444 | 2-5 | .400 | 1-2 | .500 | 6 | 13 | 19 | 1.1 | 12 | 5 | 7 | 1 | 3 | 19 | 1.1 |

Career Totals

| | | | | Field Goals | | 3-Point | | F-Throws | | Rebounds | | | | Scoring | | | | | | |
|--------------|------|-------------|----------------|-------------|-------------|------------|-------------|------------|-------------|----------|-----------|-----------|------------|-------------|----------|----------|----------|----------|-----------|------------|
| SEASON | TEAM | GP-GS | MIN/AVG | FG-FGA | FG% | 3FG-3FGA | 3FG% | FT-FTA | FT% | OFF | DEF | TOT | AVG | PF-FO | A | TO | BLK | STL | PTS | AVG |
| 2024-25 | MC | 17-0 | 120/7.1 | 8-18 | .444 | 2-5 | .400 | 1-2 | .500 | 6 | 13 | 19 | 1.1 | 12-0 | 5 | 7 | 1 | 3 | 19 | 1.1 |
| TOTAL | | 17-0 | 120/7.1 | 8-18 | .444 | 2-5 | .400 | 1-2 | .500 | 6 | 13 | 19 | 1.1 | 12-0 | 5 | 7 | 1 | 3 | 19 | 1.1 |



2024-25 JASPERS



#7 LOUIS FAIRTLOUGH • FRESHMAN • GUARD/FORWARD • 6-6
LISBON, PORTUGAL • CLUBE ATHLETICO DE QUELUZ

Personal: Played for Clube Athletico Queluz in Portugal's Proliga (Second Division) ... Champion of the national interregional selection championship in 2022 and was a champion of the national 3x3 interregional selection championship in 2022 ... likes to read outside of playing basketball... majoring in mechanical engineering... Born April 9, 2006.

Why he chose Manhattan: Because the campus and team ambiance is great and feels there is nothing better than being close to New York City.

2024-25 JASPERS



#8 ARYAN ARORA • REDSHIRT JUNIOR • GUARD • 6-1 TUXEDO PARK, NY • IMG ACADEMY (FL)

2023-24 (Junior): Did not play

2022-23 (Sophomore): MAAC All-Academic Team...Saw action in five games ... Played 15 minutes and scored three points against Mount St. Vincent (Nov. 18) ... Scored two points at Providence (Dec. 7).

2021-22 (Freshman): Played in two games vs. Charleston Southern (12/20 - NCAA debut) and Monmouth (1/23)

Prior to College: Played for the PSA Cardinals (AAU) before Manhattan ... volunteered at care centers helping the elderly ... worked with different foundations helping kids with athletics and academics. Packed and gave out food to the homeless in his community ... outside of basketball, Arora founded his own Podcast "The Only Child AA" where he interviews college or professional athletes and shares their stories ... majoring in business management ... born on September 5, 2002.

Why he chose Manhattan

Chose Manhattan because he wanted to experience New York City life and the resources and alumni base Manhattan University has to offer

CAREER HIGHS

| Statistic | Value | |
|--------------|-------|---|
| Points | 3 | vs UMSV 11/18/22, at Niagara 03/02/25 |
| Rebounds | 2 | vs UMSV 11/18/22 |
| FG Made | 1 | vs UMSV 11/18/22, at Providence 12/07/22, at Niagara 03/02/25 |
| FG Attempts | 2 | at Providence 12/07/22 |
| 3FG Made | 1 | vs UMSV 11/18/22 |
| 3FG Attempts | 1 | vs UMSV 11/18/22 |
| FT Made | 1 | at Niagara 03/02/25 |
| FT Attempts | 2 | at Niagara 03/02/25 |

| Opponent | Date | GS | MIN | Total | | 3-Pointers | | Free throws | | Rebounds | | | | PF | A | TO | BLK | STL | PTS | AVG |
|---------------|------------|----------|--------------|------------|--------------|------------|-------------|-------------|-------------|----------|----------|----------|------------|----------|----------|----------|----------|----------|----------|------------|
| | | | | FG-FGA | PCT | 3FG-3FGA | PCT | FT-FTA | PCT | OFF | DEF | TOT | AVG | | | | | | | |
| at Wagner | 12/18/2024 | | 00:45 | 0-0 | .000 | 0-0 | .000 | 0-0 | .000 | 0 | 0 | 0 | 0.0 | 0 | 0 | 0 | 0 | 0 | 0 | 0.0 |
| Iona | 01/31/2025 | | 01:17 | 0-0 | .000 | 0-0 | .000 | 0-0 | .000 | 0 | 0 | 0 | 0.0 | 0 | 0 | 1 | 0 | 0 | 0 | 0.0 |
| at Fairfield | 02/16/2025 | | 00:12 | 0-0 | .000 | 0-0 | .000 | 0-0 | .000 | 0 | 0 | 0 | 0.0 | 0 | 0 | 0 | 0 | 0 | 0 | 0.0 |
| at Niagara | 03/02/2025 | | 01:16 | 1-1 | 1.000 | 0-0 | .000 | 1-2 | .500 | 0 | 0 | 0 | 0.0 | 0 | 0 | 0 | 0 | 0 | 3 | 0.8 |
| Siena | 03/08/2025 | | 02:11 | 0-0 | .000 | 0-0 | .000 | 0-0 | .000 | 0 | 0 | 0 | 0.0 | 0 | 0 | 0 | 0 | 0 | 0 | 0.6 |
| Totals | | 0 | 05:41 | 1-1 | 1.000 | 0-0 | .000 | 1-2 | .500 | 0 | 0 | 0 | 0.0 | 0 | 0 | 1 | 0 | 0 | 3 | 0.6 |

Career Totals

| | | | | Field Goals | | 3-Point | | F-Throws | | Rebounds | | | | Scoring | | | | | | |
|--------------|------|-------------|---------------|-------------|-------------|------------|--------------|------------|-------------|----------|----------|----------|------------|------------|----------|----------|----------|----------|----------|------------|
| SEASON | TEAM | GP-GS | MIN/AVG | FG-FGA | FG% | 3FG-3FGA | 3FG% | FT-FTA | FT% | OFF | DEF | TOT | AVG | PF-FO | A | TO | BLK | STL | PTS | AVG |
| 2021-22 | MC | 2-0 | 3/1.5 | 0-0 | .000 | 0-0 | .000 | 0-0 | .000 | 0 | 0 | 0 | 0.0 | 1-0 | 0 | 0 | 0 | 0 | 0 | 0.0 |
| 2022-23 | MC | 5-0 | 19/3.9 | 2-4 | .500 | 1-1 | 1.000 | 0-0 | .000 | 1 | 3 | 4 | 0.8 | 1-0 | 0 | 2 | 0 | 0 | 5 | 1.0 |
| 2024-25 | MC | 5-0 | 6/1.1 | 1-1 | 1.000 | 0-0 | .000 | 1-2 | .500 | 0 | 0 | 0 | 0.0 | 0-0 | 0 | 1 | 0 | 0 | 3 | 0.6 |
| TOTAL | | 12-0 | 28/2.3 | 3-5 | .600 | 1-1 | 1.000 | 1-2 | .500 | 1 | 3 | 4 | 0.3 | 2-0 | 0 | 3 | 0 | 0 | 8 | 0.7 |



2024-25 JASPERS



#9 WILL SYDNOR • FRESHMAN • FORWARD • 6-8
BRONX, NY • THE PATRICK SCHOOL (NJ)

CAREER HIGHS

| Statistic | Value | |
|--------------|-------|--|
| Points | 27 | vs Mount St. Mary's 01/10/25 |
| Rebounds | 14 | at Sacred Heart 02/02/25 |
| Assists | 6 | vs Saint Peter's 02/08/25 |
| Steals | 3 | at Iona 02/21/25, at FDU 11/17/24 |
| Blocks | 4 | at Siena 01/03/25, at Presbyterian 12/21/24 |
| FG Made | 11 | vs Mount St. Mary's 01/10/25 |
| FG Attempts | 19 | vs Mount St. Mary's 01/10/25 |
| 3FG Made | 5 | vs Mount St. Mary's 01/10/25 |
| 3FG Attempts | 9 | vs Iona 01/31/25, vs Mount St. Mary's 01/10/25 |
| FT Made | 6 | vs Le Moyne 11/29/24 |
| FT Attempts | 9 | vs Fordham 11/15/24 |

| Opponent | Date | GS | MIN | Total | | 3-Pointers | | Free throws | | Rebounds | | | | | | | | | | | |
|---------------------|------------|----|-------|--------|---------|------------|--------|-------------|-------|----------|-----|-----|-----|-----|----|----|-----|-----|-----|------|------|
| | | | | FG-FGA | PCT | 3FG-3FGA | PCT | FT-FTA | PCT | OFF | DEF | TOT | AVG | PF | A | TO | BLK | STL | PTS | AVG | |
| at Maryland | 11/04/2024 | * | 25:36 | 2-10 | .200 | 0-4 | .000 | 3-4 | .750 | 2 | 3 | 5 | 5.0 | 2 | 1 | 1 | 0 | 0 | 7 | 7.0 | |
| Mercy | 11/12/2024 | * | 29:21 | 6-10 | .600 | 2-4 | .500 | 3-6 | .500 | 3 | 8 | 11 | 8.0 | 2 | 2 | 2 | 3 | 1 | 17 | 12.0 | |
| Fordham | 11/15/2024 | * | 26:18 | 9-14 | .643 | 2-5 | .400 | 4-9 | .444 | 1 | 4 | 5 | 7.0 | 2 | 1 | 1 | 1 | 0 | 24 | 16.0 | |
| at FDU | 11/17/2024 | * | 32:35 | 9-17 | .529 | 3-7 | .429 | 1-1 | 1.000 | 0 | 5 | 5 | 6.5 | 2 | 0 | 4 | 0 | 3 | 22 | 17.5 | |
| Army West Point | 11/22/2024 | * | 23:42 | 3-12 | .250 | 0-3 | .000 | 1-2 | .500 | 3 | 4 | 7 | 6.6 | 4 | 2 | 0 | 0 | 2 | 7 | 15.4 | |
| at Virginia | 11/26/2024 | * | 29:49 | 2-6 | .333 | 1-2 | .500 | 0-0 | .000 | 1 | 6 | 7 | 6.7 | 2 | 0 | 2 | 0 | 0 | 5 | 13.7 | |
| Le Moyne | 11/29/2024 | * | 35:03 | 6-11 | .545 | 2-4 | .500 | 6-8 | .750 | 4 | 2 | 6 | 6.6 | 2 | 1 | 2 | 1 | 2 | 20 | 14.6 | |
| at Saint Peter's | 12/06/2024 | * | 27:14 | 7-11 | .636 | 2-5 | .400 | 0-0 | .000 | 1 | 6 | 7 | 6.6 | 3 | 2 | 2 | 3 | 0 | 16 | 14.8 | |
| Marist | 12/08/2024 | * | 32:40 | 6-13 | .462 | 4-7 | .571 | 1-2 | .500 | 0 | 3 | 3 | 6.2 | 4 | 2 | 3 | 2 | 2 | 17 | 15.0 | |
| at Wagner | 12/18/2024 | * | 24:57 | 5-11 | .455 | 3-6 | .500 | 4-5 | .800 | 2 | 4 | 6 | 6.2 | 2 | 0 | 2 | 1 | 1 | 17 | 15.2 | |
| at Presbyterian | 12/21/2024 | * | 39:00 | 7-15 | .467 | 3-7 | .429 | 1-2 | .500 | 1 | 7 | 8 | 6.4 | 2 | 0 | 3 | 4 | 0 | 18 | 15.5 | |
| at Siena | 01/03/2025 | * | 42:08 | 8-17 | .471 | 1-5 | .200 | 1-5 | .200 | 0 | 12 | 12 | 6.8 | 3 | 2 | 3 | 4 | 0 | 18 | 15.7 | |
| at Rider | 01/05/2025 | * | 33:03 | 5-8 | .625 | 2-3 | .667 | 2-2 | 1.000 | 0 | 5 | 5 | 6.7 | 2 | 2 | 2 | 0 | 0 | 14 | 15.5 | |
| Mount St. Mary's | 01/10/2025 | * | 32:15 | 11-19 | .579 | 5-9 | .556 | 0-0 | .000 | 1 | 9 | 10 | 6.9 | 4 | 1 | 1 | 3 | 0 | 27 | 16.4 | |
| at Merrimack | 01/12/2025 | * | 30:02 | 5-8 | .625 | 1-3 | .333 | 0-0 | .000 | 0 | 5 | 5 | 6.8 | 1 | 2 | 2 | 0 | 0 | 11 | 16.0 | |
| Niagara | 01/18/2025 | * | 20:47 | 0-5 | .000 | 0-5 | .000 | 0-0 | .000 | 2 | 4 | 6 | 6.8 | 2 | 0 | 3 | 0 | 0 | 0 | 15.0 | |
| Fairfield | 01/23/2025 | * | 36:01 | 8-16 | .500 | 3-7 | .429 | 2-2 | 1.000 | 2 | 4 | 6 | 6.7 | 1 | 2 | 1 | 1 | 2 | 21 | 15.4 | |
| at Mount St. Mary's | 01/25/2025 | * | 18:24 | 4-8 | .500 | 3-4 | .750 | 0-4 | .000 | 3 | 1 | 4 | 6.6 | 5 | 1 | 1 | 0 | 0 | 11 | 15.1 | |
| Iona | 01/31/2025 | * | 30:04 | 9-16 | .563 | 2-9 | .222 | 3-4 | .750 | 1 | 5 | 6 | 6.5 | 1 | 1 | 1 | 1 | 1 | 23 | 15.5 | |
| at Sacred Heart | 02/02/2025 | * | 29:03 | 3-15 | .200 | 0-7 | .000 | 2-2 | 1.000 | 3 | 11 | 14 | 6.9 | 3 | 1 | 2 | 1 | 0 | 8 | 15.2 | |
| Saint Peter's | 02/08/2025 | * | 40:17 | 5-17 | .294 | 3-7 | .429 | 3-3 | 1.000 | 3 | 5 | 8 | 7.0 | 3 | 6 | 0 | 0 | 2 | 16 | 15.2 | |
| Merrimack | 02/14/2025 | * | 35:39 | 9-16 | .563 | 0-1 | .000 | 1-1 | 1.000 | 2 | 8 | 10 | 7.1 | 3 | 4 | 3 | 2 | 0 | 19 | 15.4 | |
| at Fairfield | 02/16/2025 | * | 30:43 | 5-12 | .417 | 1-4 | .250 | 2-5 | .400 | 3 | 4 | 7 | 7.1 | 2 | 2 | 0 | 1 | 0 | 13 | 15.3 | |
| at Iona | 02/21/2025 | * | 30:03 | 2-8 | .250 | 0-3 | .000 | 3-4 | .750 | 0 | 3 | 3 | 6.9 | 2 | 2 | 1 | 1 | 3 | 7 | 14.9 | |
| Quinnipiac | 02/23/2025 | * | 27:31 | 5-13 | .385 | 2-5 | .400 | 0-0 | .000 | 2 | 5 | 7 | 6.9 | 0 | 2 | 2 | 0 | 1 | 12 | 14.8 | |
| at Canisius | 02/28/2025 | * | 24:00 | 6-9 | .667 | 1-2 | .500 | 2-4 | .500 | 0 | 8 | 8 | 7.0 | 1 | 1 | 3 | 0 | 0 | 15 | 14.8 | |
| at Niagara | 03/02/2025 | * | 21:23 | 2-8 | .250 | 0-2 | .000 | 3-4 | .750 | 2 | 1 | 3 | 6.8 | 1 | 1 | 2 | 1 | 0 | 7 | 14.5 | |
| Sacred Heart | 03/06/2025 | * | 29:32 | 4-11 | .364 | 2-6 | .333 | 0-0 | .000 | 0 | 5 | 5 | 6.8 | 1 | 2 | 1 | 2 | 0 | 10 | 14.4 | |
| Siena | 03/08/2025 | * | 22:23 | 3-6 | .500 | 1-3 | .333 | 5-6 | .833 | 2 | 6 | 8 | 6.8 | 4 | 2 | 3 | 1 | 0 | 12 | 14.3 | |
| Totals | | | 28 | 859:33 | 156-342 | .456 | 49-139 | .353 | 53-85 | .624 | 44 | 153 | 197 | 6.8 | 66 | 45 | 53 | 33 | 20 | 414 | 14.3 |

Career Totals

| SEASON | TEAM | GP-GS | MIN/AVG | Field Goals | | 3-Point | | F-Throws | | Rebounds | | | | Scoring | | | | | | |
|--------------|------|--------------|-----------------|----------------|-------------|---------------|-------------|--------------|-------------|-----------|------------|------------|------------|-------------|-----------|-----------|-----------|-----------|------------|-------------|
| | | | | FG-FGA | FG% | 3FG-3FGA | 3FG% | FT-FTA | FT% | OFF | DEF | TOT | AVG | PF-FO | A | TO | BLK | STL | PTS | AVG |
| 2024-25 | MC | 29-28 | 860/29.6 | 156-342 | .456 | 49-139 | .353 | 53-85 | .624 | 44 | 153 | 197 | 6.8 | 66-1 | 45 | 53 | 33 | 20 | 414 | 14.3 |
| TOTAL | | 29-28 | 860/29.6 | 156-342 | .456 | 49-139 | .353 | 53-85 | .624 | 44 | 153 | 197 | 6.8 | 66-1 | 45 | 53 | 33 | 20 | 414 | 14.3 |



2024-25 JASPERS



#10 MASIAH GILYARD • JUNIOR • GUARD • 6-3
BROOKLYN, NY • MCKEE/STATEN ISLAND TECHNICAL • BLINN COLLEGE (TX)

CAREER HIGHS

| Statistic | Value | |
|--------------|-------|---|
| Points | 21 | vs Sacred Heart 03/06/25, at Fairfield 02/16/25 |
| Rebounds | 14 | at Sacred Heart 02/02/25 |
| Assists | 5 | vs Merrimack 02/14/25 |
| Steals | 4 | vs Niagara 01/18/25, at Merrimack 01/12/25 |
| Blocks | 2 | at Saint Peter's 12/06/24 |
| FG Made | 8 | at Rider 01/05/25 |
| FG Attempts | 15 | at Rider 01/05/25, at Merrimack 01/12/25 |
| 3FG Made | 2 | 7 times |
| 3FG Attempts | 4 | 5 times |
| FT Made | 8 | vs Niagara 01/18/25 |
| FT Attempts | 10 | vs Merrimack 02/14/25 |

2023-24 at Blinn College (TX - Sophomore): Saw in action in all 30 games... Started in 29...Recorded a 50.7 percent clip from the field...Logged a 51.3 three-point percentage from distance...Converted 73.8 percent from the free throw line after converting 107 of 145 attempted...Averaged 13.4 points-per-game and totaled 401...Posted 7.9 rebounds-per-game totaling 237 on the year...Netted a season-high 10 free-throws vs. Midland (11/16)...Recorded a trio of triples at Odessa (11/18)...Stole a season-high six steals vs. Tyler Junior College (1/10)... Logged a season-high 26 points while converting 11-of-17 from the field, grabbed a season high 16 rebounds, and dished out a season-high eight assists at Jacksonville College (3/2)...Logged one block on six different occasions...Registered double-digit points in seven of final nine games...Recorded eight double-doubles on the season.

Personal: Nicknamed "Swish" ... majoring in criminology ... enjoys playing games and rapping ... born on November 2, 2003.

Why he chose Manhattan: Because it felt like home.

2022-23 at Blinn College (TX - Freshman): Played in 31 games on the season...Started in 12...Put together a 59.6 percent clip from the field...Averaged 8.6 points-per-game and totaled 267 points on the season...Averaged 4.6 rebounds-per-game and totaled 143... Opened his collegiate career with a pair of free-throws and a steal at McLennan (11/2)... Posted a season-high six field-goals, three blocks, and 16 points vs. Strength 'N Motion (12/13)...Collected a season-high 19 rebounds, and six free-throws vs. Victoria College (2/8)...Registered a season-high 30 points in a 13-of-14 shooting day from the floor at Jacksonville (2/23)...Ended the season with a 10 rebound day vs. Kilgore (3/9)...Logged five double doubles on the campaign...Etched three steals on two separate occasions.


| 2024-2025 Season Totals and Averages | | | | | | | | | | | | | | | | | | | | | |
|--------------------------------------|------------|----|-------|--------|---------|------------|-------|-------------|--------|----------|-----|-----|-----|-----|----|-----|-----|-----|-----|------|------|
| Opponent | Date | GS | MIN | Total | | 3-Pointers | | Free throws | | Rebounds | | | PF | A | TO | BLK | STL | PTS | AVG | | |
| | | | | FG-FGA | PCT | 3FG-3FGA | PCT | FT-FTA | PCT | OFF | DEF | TOT | | | | | | | | AVG | |
| at Maryland | 11/04/2024 | * | 13:05 | 2-3 | .667 | 0-0 | .000 | 0-0 | .000 | 1 | 4 | 5 | 5.0 | 1 | 0 | 1 | 0 | 4 | 4.0 | | |
| Mercy | 11/12/2024 | * | 11:54 | 1-4 | .250 | 0-1 | .000 | 0-0 | .000 | 1 | 1 | 2 | 3.5 | 2 | 0 | 1 | 0 | 2 | 3.0 | | |
| Fordham | 11/15/2024 | * | 29:31 | 4-6 | .667 | 0-0 | .000 | 2-2 | 1.000 | 4 | 5 | 9 | 5.3 | 0 | 2 | 1 | 0 | 2 | 10 | 5.3 | |
| at FDU | 11/17/2024 | * | 28:23 | 5-9 | .556 | 2-4 | .500 | 0-0 | .000 | 3 | 3 | 6 | 5.5 | 1 | 1 | 1 | 0 | 12 | 7.0 | | |
| Army West Point | 11/22/2024 | * | 25:46 | 4-7 | .571 | 1-3 | .333 | 5-5 | 1.000 | 3 | 1 | 4 | 5.2 | 2 | 1 | 0 | 0 | 2 | 14 | 8.4 | |
| at Virginia | 11/26/2024 | * | 25:43 | 4-9 | .444 | 0-3 | .000 | 2-3 | .667 | 5 | 2 | 7 | 5.5 | 4 | 2 | 0 | 0 | 0 | 10 | 8.7 | |
| Le Moyne | 11/29/2024 | * | 33:43 | 1-7 | .143 | 0-3 | .000 | 1-3 | .333 | 6 | 2 | 8 | 5.9 | 1 | 2 | 1 | 0 | 1 | 3 | 7.9 | |
| at Saint Peter's | 12/06/2024 | * | 23:17 | 2-5 | .400 | 0-2 | .000 | 5-6 | .833 | 2 | 3 | 5 | 5.8 | 2 | 3 | 1 | 2 | 0 | 9 | 8.0 | |
| Marist | 12/08/2024 | * | 26:44 | 4-7 | .571 | 1-1 | 1.000 | 4-5 | .800 | 4 | 3 | 7 | 5.9 | 2 | 0 | 1 | 0 | 1 | 13 | 8.6 | |
| at Wagner | 12/18/2024 | * | 19:28 | 1-3 | .333 | 1-3 | .333 | 4-4 | 1.000 | 1 | 4 | 5 | 5.8 | 0 | 0 | 1 | 0 | 1 | 7 | 8.4 | |
| at Presbyterian | 12/21/2024 | * | 40:22 | 3-5 | .600 | 1-2 | .500 | 7-9 | .778 | 5 | 5 | 10 | 6.2 | 2 | 1 | 0 | 1 | 1 | 14 | 8.9 | |
| at Siena | 01/03/2025 | * | 40:14 | 7-11 | .636 | 0-2 | .000 | 3-5 | .600 | 4 | 1 | 5 | 6.1 | 2 | 2 | 2 | 1 | 1 | 17 | 9.6 | |
| at Rider | 01/05/2025 | * | 35:15 | 8-15 | .533 | 0-4 | .000 | 2-4 | .500 | 2 | 1 | 3 | 5.8 | 3 | 0 | 3 | 0 | 0 | 18 | 10.2 | |
| Mount St. Mary's | 01/10/2025 | * | 33:34 | 3-9 | .333 | 0-3 | .000 | 0-0 | .000 | 4 | 6 | 10 | 6.1 | 1 | 2 | 1 | 0 | 1 | 6 | 9.9 | |
| at Merrimack | 01/12/2025 | * | 33:38 | 6-15 | .400 | 0-0 | .000 | 2-4 | .500 | 7 | 2 | 9 | 6.3 | 1 | 0 | 3 | 0 | 4 | 14 | 10.2 | |
| Niagara | 01/18/2025 | * | 34:43 | 4-8 | .500 | 2-4 | .500 | 8-9 | .889 | 5 | 8 | 13 | 6.8 | 2 | 3 | 0 | 1 | 4 | 18 | 10.7 | |
| Fairfield | 01/23/2025 | * | 35:59 | 0-5 | .000 | 0-1 | .000 | 1-3 | .333 | 7 | 4 | 11 | 7.0 | 4 | 1 | 4 | 0 | 0 | 1 | 10.1 | |
| at Mount St. Mary's | 01/25/2025 | * | 36:11 | 4-5 | .800 | 1-2 | .500 | 1-3 | .333 | 6 | 7 | 13 | 7.3 | 2 | 1 | 0 | 0 | 1 | 10 | 10.1 | |
| Iona | 01/31/2025 | * | 25:37 | 7-10 | .700 | 1-3 | .333 | 0-1 | .000 | 5 | 2 | 7 | 7.3 | 1 | 1 | 1 | 0 | 1 | 15 | 10.4 | |
| at Sacred Heart | 02/02/2025 | * | 33:35 | 1-4 | .250 | 0-1 | .000 | 1-2 | .500 | 4 | 10 | 14 | 7.7 | 1 | 1 | 2 | 0 | 3 | 3 | 10.0 | |
| Saint Peter's | 02/08/2025 | * | 26:41 | 3-6 | .500 | 1-2 | .500 | 1-2 | .500 | 2 | 1 | 3 | 7.4 | 2 | 1 | 1 | 0 | 1 | 8 | 9.9 | |
| Merrimack | 02/14/2025 | * | 36:17 | 4-10 | .400 | 2-3 | .667 | 7-10 | .700 | 2 | 5 | 7 | 7.4 | 2 | 5 | 2 | 1 | 0 | 17 | 10.2 | |
| at Fairfield | 02/16/2025 | * | 34:05 | 7-9 | .778 | 2-3 | .667 | 5-6 | .833 | 1 | 6 | 7 | 7.4 | 1 | 3 | 5 | 0 | 0 | 21 | 10.7 | |
| at Iona | 02/21/2025 | * | 36:45 | 4-10 | .400 | 2-4 | .500 | 3-6 | .500 | 4 | 5 | 9 | 7.5 | 2 | 2 | 0 | 1 | 1 | 13 | 10.8 | |
| Quinnipiac | 02/23/2025 | * | 34:18 | 6-8 | .750 | 2-3 | .667 | 2-3 | .667 | 2 | 5 | 7 | 7.4 | 1 | 1 | 0 | 0 | 1 | 16 | 11.0 | |
| at Canisius | 02/28/2025 | * | 21:43 | 0-2 | .000 | 0-1 | .000 | 2-2 | 1.000 | 1 | 1 | 2 | 7.2 | 4 | 1 | 2 | 0 | 0 | 2 | 10.7 | |
| at Niagara | 03/02/2025 | * | 24:08 | 4-7 | .571 | 0-2 | .000 | 4-4 | 1.000 | 1 | 4 | 5 | 7.1 | 3 | 2 | 0 | 0 | 0 | 12 | 10.7 | |
| Sacred Heart | 03/06/2025 | * | 35:35 | 7-14 | .500 | 1-1 | 1.000 | 6-7 | .857 | 6 | 5 | 11 | 7.3 | 2 | 4 | 3 | 0 | 2 | 21 | 11.1 | |
| Siena | 03/08/2025 | * | 30:52 | 4-7 | .571 | 2-4 | .500 | 2-2 | 1.000 | 2 | 4 | 6 | 7.2 | 2 | 2 | 3 | 0 | 2 | 12 | 11.1 | |
| Totals | | | 29 | 867:06 | 110-220 | .500 | 22-65 | .338 | 80-110 | .727 | 100 | 110 | 210 | 7.2 | 53 | 44 | 40 | 8 | 30 | 322 | 11.1 |

Career Totals

| | | | | Field Goals | | 3-Point | | F-Throws | | Rebounds | | | | | | | | Scoring | | |
|---------|------|-------|----------|-------------|------|----------|------|----------|------|----------|-----|-----|-----|-------|----|----|-----|---------|-----|------|
| SEASON | TEAM | GP-GS | MIN/AVG | FG-FGA | FG% | 3FG-3FGA | 3FG% | FT-FTA | FT% | OFF | DEF | TOT | AVG | PF-FO | A | TO | BLK | STL | PTS | AVG |
| 2024-25 | MC | 29-29 | 867/29.9 | 110-220 | .500 | 22-65 | .338 | 80-110 | .727 | 100 | 110 | 210 | 7.2 | 53-0 | 44 | 40 | 8 | 30 | 322 | 11.1 |
| TOTAL | | 29-29 | 867/29.9 | 110-220 | .500 | 22-65 | .338 | 80-110 | .727 | 100 | 110 | 210 | 7.2 | 53-0 | 44 | 40 | 8 | 30 | 322 | 11.1 |



2024-25 JASPERS



#11 MICHAEL LAWLOR • REDSHIRT SOPHOMORE • FORWARD • 6-8
EASTCHESTER, NY • EASTCHESTER

2023-24 (freshman): DNP - redshirted

Personal

Was named to the all-state team while at Eastchester High School...
 majoring in economics...born on July 28, 2004.

Why he chose Manhattan

Because of its good academics and it's close to his hometown of
 Eastchester, New York.

CAREER HIGHS

| Statistic | Value | |
|--------------|-------|--|
| Points | 2 | at Wagner 12/18/24 |
| Rebounds | 2 | vs Siena 03/08/25 |
| FG Made | 1 | at Wagner 12/18/24 |
| FG Attempts | 1 | at Wagner 12/18/24, at Maryland 11/04/24 |
| 3FG Attempts | 1 | at Maryland 11/04/24 |
| FT Made | 1 | vs Siena 03/08/25 |
| FT Attempts | 2 | vs Siena 03/08/25 |

| Opponent | Date | GS | MIN | Total | | 3-Pointers | | Free throws | | Rebounds | | | | PF | A | TO | BLK | STL | PTS | AVG |
|---------------|------------|----------|--------------|------------|-------------|------------|-------------|-------------|-------------|----------|----------|----------|------------|----------|----------|----------|----------|----------|----------|------------|
| | | | | FG-FGA | PCT | 3FG-3FGA | PCT | FT-FTA | PCT | OFF | DEF | TOT | AVG | | | | | | | |
| at Maryland | 11/04/2024 | | 00:54 | 0-1 | .000 | 0-1 | .000 | 0-0 | .000 | 0 | 1 | 1 | 1.0 | 0 | 0 | 0 | 0 | 0 | 0 | 0.0 |
| at Wagner | 12/18/2024 | | 00:45 | 1-1 | 1.000 | 0-0 | .000 | 0-0 | .000 | 0 | 0 | 0 | 0.5 | 0 | 0 | 0 | 0 | 0 | 2 | 1.0 |
| at Siena | 01/03/2025 | | 02:05 | 0-0 | .000 | 0-0 | .000 | 0-0 | .000 | 0 | 0 | 0 | 0.3 | 0 | 0 | 0 | 0 | 0 | 0 | 0.7 |
| Iona | 01/31/2025 | | 01:17 | 0-0 | .000 | 0-0 | .000 | 0-0 | .000 | 0 | 0 | 0 | 0.3 | 0 | 0 | 0 | 0 | 0 | 0 | 0.5 |
| at Fairfield | 02/16/2025 | | 00:12 | 0-0 | .000 | 0-0 | .000 | 0-0 | .000 | 0 | 0 | 0 | 0.2 | 0 | 0 | 0 | 0 | 0 | 0 | 0.4 |
| at Niagara | 03/02/2025 | | 01:16 | 0-0 | .000 | 0-0 | .000 | 0-0 | .000 | 0 | 0 | 0 | 0.2 | 0 | 0 | 0 | 0 | 0 | 0 | 0.3 |
| Siena | 03/08/2025 | | 01:29 | 0-0 | .000 | 0-0 | .000 | 1-2 | .500 | 0 | 2 | 2 | 0.4 | 0 | 0 | 0 | 0 | 0 | 1 | 0.4 |
| Totals | | 0 | 07:59 | 1-2 | .500 | 0-1 | .000 | 1-2 | .500 | 0 | 3 | 3 | 0.4 | 0 | 0 | 0 | 0 | 0 | 3 | 0.4 |

Career Totals

| | | | | Field Goals | | 3-Point | | F-Throws | | Rebounds | | | | | | | | | | Scoring | |
|---------|------|-------|---------|-------------|------|----------|------|----------|------|----------|-----|-----|-----|-------|---|----|-----|-----|-----|---------|--|
| SEASON | TEAM | GP-GS | MIN/AVG | FG-FGA | FG% | 3FG-3FGA | 3FG% | FT-FTA | FT% | OFF | DEF | TOT | AVG | PF-FO | A | TO | BLK | STL | PTS | AVG | |
| 2024-25 | MC | 7-0 | 8/1.1 | 1-2 | .500 | 0-1 | .000 | 1-2 | .500 | 0 | 3 | 3 | 0.4 | 0-0 | 0 | 0 | 0 | 0 | 3 | 0.4 | |
| TOTAL | | 7-0 | 8/1.1 | 1-2 | .500 | 0-1 | .000 | 1-2 | .500 | 0 | 3 | 3 | 0.4 | 0-0 | 0 | 0 | 0 | 0 | 3 | 0.4 | |



2024-25 JASPERS



#13 FRASER ROXBURGH • FRESHMAN • FORWARD • 6-7
MELBOURNE, AUSTRALIA • HENLEY

Personal: Attended Rowville Sports Academy and Henley High School in Australia ... played for the Adelaide 36ers of the NBL for 2 years as a development player and attended the U19 All-Australian basketball camp... Played for Waverly Falcons in NBL League One... Represented my home state of Victoria three times ... enjoys skiing and playing golf ... majoring in exercise science ... born on March 23, 2005.

Why he chose Manhattan

Because he felt like it was a good spot for his athletic career and loved the campus and facilities.

CAREER HIGHS

| Statistic | Value |
|--------------|---|
| Points | 17 at Saint Peter's 12/06/24 |
| Rebounds | 6 at FDU 11/17/24, vs Sacred Heart 03/06/25 |
| Assists | 3 at Virginia 11/26/24, at Wagner 12/18/24 |
| Blocks | 1 6 times |
| FG Made | 7 at Canisius 02/28/25, at Saint Peter's 12/06/24 |
| FG Attempts | 13 at Saint Peter's 12/06/24 |
| 3FG Made | 3 at Virginia 11/26/24, vs Siena 03/08/25, vs Sacred Heart 03/06/25 |
| 3FG Attempts | 7 at Virginia 11/26/24 |
| FT Made | 2 4 times |
| FT Attempts | 4 at FDU 11/17/24 |

| Opponent | Date | GS | MIN | Total FG-FGA | PCT | 3-Pointers 3FG-3FGA | PCT | Free throws FT-FTA | PCT | Rebounds OFF DEF TOT AVG | PF | A | TO | BLK | STL | PTS | AVG |
|------------------|------------|----------|---------------|--------------|-------------|---------------------|-------------|--------------------|-------------|--------------------------|-----------|-----------|-----------|----------|----------|------------|------------|
| at Maryland | 11/04/2024 | | 29:50 | 3-7 | .429 | 1-4 | .250 | 1-2 | .500 | 0 4 4 4.0 | 2 | 2 | 1 | 0 | 0 | 8 | 8.0 |
| Mercy | 11/12/2024 | | 22:19 | 1-2 | .500 | 0-1 | .000 | 2-2 | 1.000 | 2 3 5 4.5 | 0 | 1 | 1 | 0 | 0 | 4 | 6.0 |
| Fordham | 11/15/2024 | | 17:06 | 4-6 | .667 | 1-1 | 1.000 | 1-1 | 1.000 | 2 3 5 4.7 | 0 | 1 | 1 | 1 | 0 | 10 | 7.3 |
| at FDU | 11/17/2024 | | 27:21 | 3-8 | .375 | 2-3 | .667 | 2-4 | .500 | 6 0 6 5.0 | 0 | 2 | 4 | 0 | 0 | 10 | 8.0 |
| Army West Point | 11/22/2024 | | 17:40 | 2-3 | .667 | 1-1 | 1.000 | 1-2 | .500 | 1 4 5 5.0 | 0 | 1 | 0 | 0 | 0 | 6 | 7.6 |
| at Virginia | 11/26/2024 | | 16:40 | 3-9 | .333 | 3-7 | .429 | 0-0 | .000 | 1 2 3 4.7 | 0 | 3 | 1 | 0 | 0 | 9 | 7.8 |
| Le Moyne | 11/29/2024 | | 15:28 | 1-2 | .500 | 0-1 | .000 | 2-2 | 1.000 | 0 2 2 4.3 | 1 | 0 | 1 | 0 | 0 | 4 | 7.3 |
| at Saint Peter's | 12/06/2024 | | 27:03 | 7-13 | .538 | 2-6 | .333 | 1-2 | .500 | 3 2 5 4.4 | 2 | 2 | 1 | 0 | 0 | 17 | 8.5 |
| Marist | 12/08/2024 | | 21:57 | 2-3 | .667 | 0-1 | .000 | 1-2 | .500 | 1 1 2 4.1 | 1 | 1 | 1 | 0 | 0 | 5 | 8.1 |
| at Wagner | 12/18/2024 | | 24:58 | 2-2 | 1.000 | 1-1 | 1.000 | 2-3 | .667 | 0 3 3 4.0 | 1 | 3 | 0 | 0 | 0 | 7 | 8.0 |
| at Presbyterian | 12/21/2024 | | 10:59 | 1-5 | .200 | 1-2 | .500 | 1-2 | .500 | 2 2 4 4.0 | 0 | 0 | 0 | 0 | 0 | 4 | 7.6 |
| at Iona | 02/21/2025 | | 13:24 | 2-6 | .333 | 1-3 | .333 | 0-1 | .000 | 2 2 4 4.0 | 2 | 1 | 0 | 1 | 0 | 5 | 7.4 |
| Quinnipiac | 02/23/2025 | | 17:02 | 3-4 | .750 | 1-1 | 1.000 | 1-1 | 1.000 | 1 3 4 4.0 | 1 | 1 | 2 | 1 | 0 | 8 | 7.5 |
| at Canisius | 02/28/2025 | | 20:31 | 7-10 | .700 | 1-3 | .333 | 1-1 | 1.000 | 1 4 5 4.1 | 0 | 2 | 0 | 1 | 0 | 16 | 8.1 |
| at Niagara | 03/02/2025 | | 16:04 | 2-4 | .500 | 0-0 | .000 | 1-2 | .500 | 0 3 3 4.0 | 1 | 1 | 1 | 0 | 0 | 5 | 7.9 |
| Sacred Heart | 03/06/2025 | | 18:30 | 5-6 | .833 | 3-4 | .750 | 1-2 | .500 | 0 6 6 4.1 | 4 | 0 | 0 | 1 | 0 | 14 | 8.3 |
| Totals | | 0 | 316:51 | 48-90 | .533 | 18-39 | .462 | 18-29 | .621 | 22 44 66 4.1 | 15 | 21 | 14 | 5 | 0 | 132 | 8.3 |

Career Totals

| SEASON | TEAM | GP-GS | MIN/AVG | Field Goals FG-FGA FG% | 3-Point 3FG-3FGA 3FG% | F-Throws FT-FTA FT% | Rebounds OFF DEF TOT AVG | Scoring PF-FO A TO BLK STL PTS AVG |
|--------------|------|-------------|-----------------|------------------------|-----------------------|---------------------|--------------------------|------------------------------------|
| 2024-25 | MC | 17-0 | 337/19.8 | 52-98 .531 | 21-43 .488 | 18-29 .621 | 24 47 71 4.2 | 17-0 22 17 6 0 143 8.4 |
| TOTAL | | 17-0 | 337/19.8 | 52-98 .531 | 21-43 .488 | 18-29 .621 | 24 47 71 4.2 | 17-0 22 17 6 0 143 8.4 |



2024-25 JASPERS



#14 WESLEY ROBINSON • SENIOR • GUARD/FORWARD • 6-7
BURLINGTON, NJ • LIFE CENTER ACADEMY • BLOOMFIELD

2023-24 (Junior): MAAC All-Academic Honors...Saw action in 23 games, and started one at Monmouth (12/21)...Notched a season-high three assists at Monmouth (12/21)...Corralled a season-high 7 rebounds vs. Siena (2/10)...Logged a pair of steals at Iona (2/16)...Registered a season-high 27 minutes of game-time vs. Rider (2/18)...Logged a season-high 10 points vs. Iona off three made field-goals in the Regular Season Finale (3/7)...Recorded a season-high four free-throws vs. Canisius in the Opening Round of the MAAC Championships (3/9)...Swatted away a season-high two blocks vs. Iona in the Second Round of the MAAC Championships (3/12).

2022-23 at Bloomfield (Sophomore): CACC All-Academic Honors... Appeared in 26 games, made 14 starts...Averaged 9.6 points-per-game, totaled 249 points...Logged 148 total rebounds, and averaged 5.7 per-game...totaled 11 blocks and 13 steals...Converted 95-for-214 from the field (44.4%)...Registered 42-for-61 from the free-throw line (68.9%)... Opened the season with a 24 point performance in 9-for-15 shooting, and a perfect 4-for-4 against The College of Saint Rose (11/12)...Recorded six-of-nine from the free-throw line vs. Le Moyne (11/13)...Notched a season high 14 rebounds vs. Molloy (1/7)...Tallied a season-high six assists in the regular season finale at Caldwell (2/25)...Logged a career-high 32 points by converting 13-of-17 from the field, which included three triples in seven attempts against Georgian Court in the Opening Round of the CACC Tournament (2/28)...Registered four double-doubles on the year.

CAREER HIGHS

| Statistic | Value | |
|--------------|-------|--|
| Points | 32 | vs Georgian Court 02/28/23 |
| Rebounds | 14 | at Molloy 01/07/23 |
| Assists | 6 | at Caldwell 02/25/23 |
| Steals | 3 | at Mount St. Mary's 01/25/25 |
| Blocks | 4 | at Molloy 01/07/23 |
| FG Made | 13 | vs Georgian Court 02/28/23 |
| FG Attempts | 17 | vs Georgian Court 02/28/23 |
| 3FG Made | 4 | at Wagner 12/18/24, vs Quinnipiac 02/23/25 |
| 3FG Attempts | 9 | at Wagner 12/18/24 |
| FT Made | 7 | at Georgian Court 01/08/22 |
| FT Attempts | 9 | at Georgian Court 01/08/22, vs Le Moyne 11/13/22 |

PERSONAL INFORMATION

Attended Life Center Academy ... won the Penn-Jersey Championship in 2019-20, was a McDonald's All-American Nominee in 2021 ... his father Reginald played Division I football at Boston University ... majoring in computer science ... born on September 20, 2002.

Why he chose Manhattan

Chose Manhattan because he felt it was a great fit coming from Bloomfield and connected with the Jaspers coaching staff.



| Opponent | Date | GS | MIN | Total | | 3-Pointers | | Free throws | | Rebounds | | | | PF | A | TO | BLK | STL | PTS | AVG |
|---------------------|------------|----|--------|---------|-------|------------|-------|-------------|-------|----------|-----|-----|-----|----|----|----|-----|-----|-----|------|
| | | | | FG-FGA | PCT | 3FG-3FGA | PCT | FT-FTA | PCT | OFF | DEF | TOT | AVG | | | | | | | |
| at Maryland | 11/04/2024 | * | 17:16 | 1-4 | .250 | 0-0 | .000 | 2-2 | 1.000 | 0 | 3 | 3 | 3.0 | 3 | 0 | 0 | 0 | 2 | 4 | 4.0 |
| Mercy | 11/12/2024 | * | 24:50 | 3-4 | .750 | 1-1 | 1.000 | 3-4 | .750 | 2 | 7 | 9 | 6.0 | 4 | 2 | 2 | 0 | 0 | 10 | 7.0 |
| Fordham | 11/15/2024 | * | 26:02 | 2-5 | .400 | 1-2 | .500 | 1-3 | .333 | 2 | 2 | 4 | 5.3 | 4 | 1 | 4 | 1 | 2 | 6 | 6.7 |
| at FDU | 11/17/2024 | * | 10:08 | 1-1 | 1.000 | 0-0 | .000 | 0-0 | .000 | 0 | 2 | 2 | 4.5 | 3 | 2 | 1 | 0 | 0 | 2 | 5.5 |
| Army West Point | 11/22/2024 | * | 26:49 | 5-9 | .556 | 1-4 | .250 | 0-0 | .000 | 3 | 6 | 9 | 5.4 | 1 | 3 | 1 | 0 | 1 | 11 | 6.6 |
| at Virginia | 11/26/2024 | * | 30:06 | 4-6 | .667 | 2-3 | .667 | 2-3 | .667 | 2 | 3 | 5 | 5.3 | 2 | 2 | 3 | 0 | 0 | 12 | 7.5 |
| Le Moyne | 11/29/2024 | * | 24:44 | 3-8 | .375 | 2-6 | .333 | 4-4 | 1.000 | 2 | 5 | 7 | 5.6 | 4 | 2 | 0 | 0 | 2 | 12 | 8.1 |
| at Saint Peter's | 12/06/2024 | * | 28:39 | 3-10 | .300 | 1-4 | .250 | 1-4 | .250 | 2 | 7 | 9 | 6.0 | 1 | 0 | 1 | 2 | 0 | 8 | 8.1 |
| Marist | 12/08/2024 | * | 31:41 | 5-8 | .625 | 1-2 | .500 | 3-4 | .750 | 3 | 3 | 6 | 6.0 | 3 | 1 | 3 | 1 | 1 | 14 | 8.8 |
| at Wagner | 12/18/2024 | * | 23:48 | 7-13 | .538 | 4-9 | .444 | 2-2 | 1.000 | 1 | 5 | 6 | 6.0 | 4 | 1 | 1 | 1 | 0 | 20 | 9.9 |
| at Presbyterian | 12/21/2024 | * | 35:10 | 4-10 | .400 | 1-3 | .333 | 5-5 | 1.000 | 1 | 2 | 3 | 5.7 | 4 | 4 | 2 | 0 | 0 | 14 | 10.3 |
| at Siena | 01/03/2025 | * | 40:08 | 5-11 | .455 | 2-4 | .500 | 2-2 | 1.000 | 1 | 9 | 10 | 6.1 | 5 | 3 | 2 | 2 | 0 | 14 | 10.6 |
| at Rider | 01/05/2025 | * | 36:01 | 6-13 | .462 | 2-3 | .667 | 3-3 | 1.000 | 4 | 4 | 8 | 6.2 | 4 | 2 | 1 | 0 | 2 | 17 | 11.1 |
| Mount St. Mary's | 01/10/2025 | * | 35:10 | 0-8 | .000 | 0-7 | .000 | 0-0 | .000 | 1 | 3 | 4 | 6.1 | 3 | 5 | 1 | 1 | 0 | 0 | 10.3 |
| at Merrimack | 01/12/2025 | * | 35:01 | 4-6 | .667 | 2-3 | .667 | 4-4 | 1.000 | 1 | 7 | 8 | 6.2 | 2 | 2 | 3 | 0 | 1 | 14 | 10.5 |
| Niagara | 01/18/2025 | * | 30:35 | 6-11 | .545 | 2-5 | .400 | 6-7 | .857 | 0 | 0 | 0 | 5.8 | 4 | 3 | 0 | 0 | 0 | 20 | 11.1 |
| Fairfield | 01/23/2025 | * | 42:00 | 8-13 | .615 | 2-5 | .400 | 2-2 | 1.000 | 2 | 7 | 9 | 6.0 | 2 | 2 | 1 | 0 | 0 | 20 | 11.6 |
| at Mount St. Mary's | 01/25/2025 | * | 25:20 | 3-9 | .333 | 0-3 | .000 | 2-2 | 1.000 | 2 | 2 | 4 | 5.9 | 4 | 0 | 2 | 0 | 3 | 8 | 11.4 |
| Iona | 01/31/2025 | * | 27:48 | 2-5 | .400 | 1-4 | .250 | 0-1 | .000 | 1 | 5 | 6 | 5.9 | 3 | 1 | 1 | 1 | 2 | 5 | 11.1 |
| at Sacred Heart | 02/02/2025 | * | 34:27 | 4-11 | .364 | 2-5 | .400 | 0-1 | .000 | 2 | 6 | 8 | 6.0 | 4 | 1 | 2 | 0 | 1 | 10 | 11.1 |
| Saint Peter's | 02/08/2025 | * | 31:13 | 0-2 | .000 | 0-1 | .000 | 4-4 | 1.000 | 1 | 0 | 1 | 5.8 | 4 | 1 | 1 | 0 | 1 | 4 | 10.7 |
| Merrimack | 02/14/2025 | * | 28:06 | 7-16 | .438 | 0-1 | .000 | 4-5 | .800 | 7 | 5 | 12 | 6.0 | 1 | 4 | 1 | 2 | 1 | 18 | 11.0 |
| at Fairfield | 02/16/2025 | * | 31:40 | 3-7 | .429 | 0-1 | .000 | 0-0 | .000 | 1 | 2 | 3 | 5.9 | 4 | 3 | 1 | 0 | 0 | 6 | 10.8 |
| at Iona | 02/21/2025 | * | 25:08 | 3-10 | .300 | 2-6 | .333 | 1-1 | 1.000 | 4 | 6 | 10 | 6.1 | 3 | 0 | 2 | 1 | 0 | 9 | 10.8 |
| Quinnipiac | 02/23/2025 | * | 33:43 | 7-11 | .636 | 4-5 | .800 | 0-0 | .000 | 1 | 4 | 5 | 6.0 | 4 | 1 | 2 | 1 | 1 | 18 | 11.0 |
| at Canisius | 02/28/2025 | * | 33:47 | 2-7 | .286 | 1-3 | .333 | 3-4 | .750 | 2 | 2 | 4 | 6.0 | 3 | 3 | 3 | 1 | 0 | 8 | 10.9 |
| at Niagara | 03/02/2025 | * | 32:54 | 4-7 | .571 | 3-4 | .750 | 5-6 | .833 | 1 | 3 | 4 | 5.9 | 4 | 2 | 0 | 0 | 0 | 16 | 11.1 |
| Sacred Heart | 03/06/2025 | * | 30:44 | 4-7 | .571 | 1-2 | .500 | 2-2 | 1.000 | 3 | 5 | 8 | 6.0 | 2 | 3 | 1 | 0 | 0 | 11 | 11.1 |
| Siena | 03/08/2025 | * | 24:26 | 5-8 | .625 | 2-4 | .500 | 3-3 | 1.000 | 0 | 6 | 6 | 6.0 | 5 | 1 | 0 | 2 | 0 | 15 | 11.2 |
| Totals | | 29 | 857:24 | 111-240 | .463 | 40-100 | .400 | 64-78 | .821 | 52 | 121 | 173 | 6.0 | 94 | 55 | 42 | 16 | 20 | 326 | 11.2 |

Career Totals

| | | | | Field Goals | | 3-Point | | F-Throws | | Rebounds | | | | Scoring | | | | | | |
|--------------|------|--------|-----------|-------------|------|----------|------|----------|------|----------|-----|-----|-----|---------|-----|-----|-----|-----|-----|------|
| SEASON | TEAM | GP-GS | MIN/AVG | FG-FGA | FG% | 3FG-3FGA | 3FG% | FT-FTA | FT% | OFF | DEF | TOT | AVG | PF-FO | A | TO | BLK | STL | PTS | AVG |
| 2021-22 | BC | 24-8 | 423/17.6 | 63-145 | .434 | 10-34 | .294 | 29-45 | .644 | 25 | 78 | 103 | 4.3 | 55-3 | 23 | 37 | 10 | 15 | 165 | 6.9 |
| 2022-23 | BC | 26-14 | 559/21.5 | 95-214 | .444 | 17-59 | .288 | 42-61 | .689 | 52 | 96 | 148 | 5.7 | 54-0 | 38 | 40 | 11 | 13 | 249 | 9.6 |
| 2023-24 | MC | 23-1 | 229/10.0 | 22-46 | .478 | 4-8 | .500 | 31-45 | .689 | 25 | 32 | 57 | 2.5 | 33-1 | 13 | 9 | 4 | 9 | 79 | 3.4 |
| 2024-25 | MC | 29-29 | 857/29.6 | 111-240 | .463 | 40-100 | .400 | 64-78 | .821 | 52 | 121 | 173 | 6.0 | 94-2 | 55 | 42 | 16 | 20 | 326 | 11.2 |
| TOTAL FOR MC | | 52-30 | 1087/20.9 | 133-286 | .465 | 44-108 | .407 | 95-123 | .772 | 77 | 153 | 230 | 4.4 | 127-3 | 68 | 51 | 20 | 29 | 405 | 7.8 |
| TOTAL | | 102-52 | 2068/20.3 | 291-645 | .451 | 71-201 | .353 | 166-229 | .725 | 154 | 327 | 481 | 4.7 | 236-6 | 129 | 128 | 41 | 57 | 819 | 8.0 |



2024-25 JASPERS



#15 AMAAN SANDHU • JUNIOR • CENTER • 7-1 PUNJAB, INDIA • FIRST LOVE CHRISTIAN ACADEMY • MONMOUTH

CAREER HIGHS

| Statistic | Value | |
|--------------|-------|---|
| Points | 8 | at Drexel 01/07/23, at Seton Hall 12/12/23 |
| Rebounds | 6 | vs Cornell 11/25/22 |
| Assists | 1 | 5 times |
| Steals | 1 | 5 times |
| Blocks | 1 | at Manhattan 12/04/22, at Towson 01/14/23, at Maryland 11/04/24 |
| FG Made | 3 | at Seton Hall 12/12/23 |
| FG Attempts | 7 | at Drexel 01/07/23 |
| 3FG Made | 1 | at Colgate 11/21/22, at Drexel 01/07/23 |
| 3FG Attempts | 3 | at Colgate 11/21/22, at Drexel 01/07/23 |
| FT Made | 5 | vs Hofstra 02/11/23 |
| FT Attempts | 7 | vs Hofstra 02/11/23 |

2023-24 at Monmouth (Sophomore): Played in 12 games on the season against George Mason, West Virginia, Princeton, Penn, Seton Hall, Oklahoma, Northeastern, UNCW, Hampton, Hofstra, Drexel, and Stony Brook...Logged a season high eight points in a perfect three-for-three afternoon against the Pirates (12/12)... Added four points and collected two rebounds vs. conference foe, Hofstra (1/27)...Grabbed one rebound vs. Stony Brook (2/17).

2022-23 at Monmouth (Freshman): Competed in 29 games, starting seven as a true freshman...Scored five points in collegiate debut and secured four rebounds at Seton Hall (11/9)...Had six rebounds against Cornell (11/25)...Posted eight points at Drexel (1/7)...Added five points vs. Hofstra (2/11).

Prior to College: First player from NBA Academy India to earn a Division I men's basketball scholarship...Believed to be first player born in India to earn a DI MBB scholarship...Played in United States for first time under Nathan Roesing at First Love Christian Academy...Upon signing at FLC, he became the third Indian male teenager from the NBA Academy India to receive a high school scholarship in the US...Averaged 12.2ppg, 8.1 rebounds and two assists at First Love...Shot 62.1%, including 35% from three and 74.9% from the foul line at FLC...Was a member of the inaugural class of prospects at NBA Academy India in 2017... Third player overall from NBA Academy India to earn a Division I basketball scholarship, joining Sanjana Ramesh at Northern Arizona and Harsimran Kaur at San Diego on the women's side...had the opportunity to compete in several high-profile basketball camps and events, including Basketball Without Borders Asia 2018 & 2019, NBA Global Camp 2018 in Italy, the 2018 and 2019 NBA Academy Games, and Basketball Without Borders Global Camp during NBA All-Star 2020 in Chicago...In April 2019, participated in the NCAA's Next Generation Sunday event at the Final Four, where he was a part of life-skills sessions and competed in exhibition contests against players from around the world...In 2019, Sandhu played with the Indian Men's Senior National Team at the South Asian Games, resulting in a gold medal...Member of the 2020 Indian National Team at the FIBA Asia qualifiers

| Opponent | Date | GS | MIN | Total | | 3-Pointers | | Free throws | | Rebounds | | | | PF | A | TO | BLK | STL | PTS | AVG |
|---------------|------------|----------|--------------|------------|-------------|------------|-------------|-------------|-------------|----------|----------|----------|------------|----------|----------|----------|----------|----------|----------|------------|
| | | | | FG-FGA | PCT | 3FG-3FGA | PCT | FT-FTA | PCT | OFF | DEF | TOT | AVG | | | | | | | |
| at Maryland | 11/04/2024 | | 03:16 | 0-1 | .000 | 0-0 | .000 | 0-0 | .000 | 0 | 0 | 0 | 0.0 | 2 | 0 | 0 | 1 | 0 | 0 | 0.0 |
| Totals | | 0 | 03:16 | 0-1 | .000 | 0-0 | .000 | 0-0 | .000 | 0 | 0 | 0 | 0.0 | 2 | 0 | 0 | 1 | 0 | 0 | 0.0 |

Career Totals

| | | | | Field Goals | | 3-Point | | F-Throws | | Rebounds | | | | | | | | | | Scoring | |
|--------------|------|-------|---------|-------------|------|----------|------|----------|------|----------|-----|-----|-----|-------|---|----|-----|-----|-----|---------|--|
| SEASON | TEAM | GP-GS | MIN/AVG | FG-FGA | FG% | 3FG-3FGA | 3FG% | FT-FTA | FT% | OFF | DEF | TOT | AVG | PF-FO | A | TO | BLK | STL | PTS | AVG | |
| 2022-23 | MU | 29-7 | 272/9.4 | 18-59 | .305 | 2-14 | .143 | 21-33 | .636 | 10 | 45 | 55 | 1.9 | 60-3 | 3 | 43 | 2 | 2 | 59 | 2.0 | |
| 2023-24 | MU | 12-0 | 58/4.8 | 6-10 | .600 | 0-1 | .000 | 2-4 | .500 | 3 | 6 | 9 | 0.8 | 12-0 | 2 | 5 | 0 | 3 | 14 | 1.2 | |
| 2024-25 | MC | 1-0 | 3/3.3 | 0-1 | .000 | 0-0 | .000 | 0-0 | .000 | 0 | 0 | 0 | 0.0 | 2-0 | 0 | 0 | 1 | 0 | 0 | 0.0 | |
| TOTAL FOR MC | | 1-0 | 3/3.3 | 0-1 | .000 | 0-0 | .000 | 0-0 | .000 | 0 | 0 | 0 | 0.0 | 2-0 | 0 | 0 | 1 | 0 | 0 | 0.0 | |
| TOTAL | | 42-7 | 333/7.9 | 24-70 | .343 | 2-15 | .133 | 23-37 | .622 | 13 | 51 | 64 | 1.5 | 74-3 | 5 | 48 | 3 | 5 | 73 | 1.7 | |



2024-25 JASPERS



#21 MARKO LJUBICIC • FRESHMAN • FORWARD/CENTER • 6-10
ZAGREB, CROATIA • BENEDIKT KOTRULJEVIC GYMNASIUM

CAREER HIGHS

Personal: Attended Benedikt Kotruljevic Gymnasium and School of Economics ... won two gold medals in Croatia's U19 championship and played for the U20 Croatian National Team as well as in the first Croatian league for BC Cedevita ... older brother Kresimir Ljubicic plays basketball professionally for BC Split in Croatia ... majoring in management at Manhattan ... born on March 28, 2005.

| Statistic | Value | |
|--------------|-------|--|
| Points | 7 | vs Saint Peter's 02/08/25 |
| Rebounds | 3 | at Mount St. Mary's 01/25/25 |
| Assists | 1 | vs Saint Peter's 02/08/25 |
| Blocks | 1 | vs Merrimack 02/14/25 |
| FG Made | 3 | vs Saint Peter's 02/08/25 |
| FG Attempts | 5 | vs Saint Peter's 02/08/25 |
| 3FG Attempts | 2 | vs Saint Peter's 02/08/25 |
| FT Made | 1 | vs Saint Peter's 02/08/25, vs Mercy 11/12/24 |
| FT Attempts | 1 | vs Saint Peter's 02/08/25, vs Mercy 11/12/24 |

Why he chose Manhattan: Chose Manhattan because of the system it has for its basketball players.


| Opponent | Date | GS | MIN | Total | | 3-Pointers | | Free throws | | Rebounds | | | | PF A TO BLK STL PTS AVG | | | |
|---------------------|------------|----------|--------------|-------------|-------------|------------|-------------|-------------|--------------|----------|----------|-----------|------------|-------------------------|----------|----------|-----------|
| | | | | FG-FGA | PCT | 3FG-3FGA | PCT | FT-FTA | PCT | OFF | DEF | TOT | AVG | | | | |
| at Maryland | 11/04/2024 | | 02:10 | 0-0 | .000 | 0-0 | .000 | 0-0 | .000 | 0 | 1 | 1 | 1.0 | 0 | 0 | 0 | 0 |
| Mercy | 11/12/2024 | | 02:15 | 1-1 | 1.000 | 0-0 | .000 | 1-1 | 1.000 | 0 | 0 | 0 | 0.5 | 0 | 0 | 0 | 3 |
| Fordham | 11/15/2024 | | 00:40 | 0-0 | .000 | 0-0 | .000 | 0-0 | .000 | 0 | 0 | 0 | 0.3 | 0 | 0 | 0 | 1.0 |
| at Virginia | 11/26/2024 | | 00:25 | 0-0 | .000 | 0-0 | .000 | 0-0 | .000 | 0 | 0 | 0 | 0.3 | 0 | 0 | 0 | 0.8 |
| at Wagner | 12/18/2024 | | 04:20 | 0-0 | .000 | 0-0 | .000 | 0-0 | .000 | 0 | 1 | 1 | 0.4 | 0 | 0 | 0 | 0.6 |
| at Presbyterian | 12/21/2024 | | 01:00 | 0-0 | .000 | 0-0 | .000 | 0-0 | .000 | 0 | 0 | 0 | 0.3 | 2 | 0 | 0 | 0.5 |
| at Siena | 01/03/2025 | | 02:49 | 0-0 | .000 | 0-0 | .000 | 0-0 | .000 | 0 | 0 | 0 | 0.3 | 1 | 0 | 0 | 0.4 |
| at Mount St. Mary's | 01/25/2025 | | 02:46 | 0-0 | .000 | 0-0 | .000 | 0-0 | .000 | 2 | 1 | 3 | 0.6 | 0 | 0 | 0 | 0.4 |
| Iona | 01/31/2025 | | 06:38 | 1-2 | .500 | 0-1 | .000 | 0-0 | .000 | 1 | 0 | 1 | 0.7 | 0 | 0 | 0 | 0.6 |
| at Sacred Heart | 02/02/2025 | | 03:46 | 1-1 | 1.000 | 0-0 | .000 | 0-0 | .000 | 0 | 0 | 0 | 0.6 | 0 | 0 | 0 | 0.7 |
| Saint Peter's | 02/08/2025 | | 13:47 | 3-5 | .600 | 0-2 | .000 | 1-1 | 1.000 | 2 | 0 | 2 | 0.7 | 2 | 1 | 1 | 1.3 |
| Merrimack | 02/14/2025 | | 08:02 | 1-1 | 1.000 | 0-0 | .000 | 0-0 | .000 | 0 | 1 | 1 | 0.8 | 1 | 0 | 0 | 2 |
| at Fairfield | 02/16/2025 | | 11:08 | 0-0 | .000 | 0-0 | .000 | 0-0 | .000 | 0 | 2 | 2 | 0.8 | 1 | 0 | 0 | 1.2 |
| at Iona | 02/21/2025 | | 03:51 | 0-1 | .000 | 0-1 | .000 | 0-0 | .000 | 0 | 0 | 0 | 0.8 | 0 | 0 | 0 | 1.1 |
| Quinnipiac | 02/23/2025 | | 00:43 | 0-0 | .000 | 0-0 | .000 | 0-0 | .000 | 0 | 0 | 0 | 0.7 | 0 | 0 | 1 | 1.1 |
| at Niagara | 03/02/2025 | | 02:07 | 0-0 | .000 | 0-0 | .000 | 0-0 | .000 | 0 | 0 | 0 | 0.7 | 0 | 0 | 0 | 1.0 |
| Siena | 03/08/2025 | | 02:01 | 0-1 | .000 | 0-0 | .000 | 0-0 | .000 | 0 | 0 | 0 | 0.6 | 1 | 0 | 1 | 0.9 |
| Totals | | 0 | 68:27 | 7-12 | .583 | 0-4 | .000 | 2-2 | 1.000 | 5 | 6 | 11 | 0.6 | 8 | 1 | 3 | 16 |

Career Totals

| | | Field Goals | | 3-Point | | F-Throws | | Rebounds | | | | Scoring | | | | | |
|--------------|------|-------------|---------------|-------------|-------------|------------|-------------|------------|--------------|----------|----------|-----------|------------|------------|----------|----------|----------|
| SEASON | TEAM | GP-GS | MIN/AVG | FG-FGA | FG% | 3FG-3FGA | 3FG% | FT-FTA | FT% | OFF | DEF | TOT | AVG | PF-FO | A | TO | BLK |
| 2024-25 | MC | 17-0 | 68/4.0 | 7-12 | .583 | 0-4 | .000 | 2-2 | 1.000 | 5 | 6 | 11 | 0.6 | 8-0 | 1 | 3 | 1 |
| TOTAL | | 17-0 | 68/4.0 | 7-12 | .583 | 0-4 | .000 | 2-2 | 1.000 | 5 | 6 | 11 | 0.6 | 8-0 | 1 | 3 | 1 |



2024-25 JASPERS



#22 DANIEL HACKETT • GRADUATE STUDENT • GUARD • 6-1 COMMACK, NY • ST. ANTHONY'S

2023-24 (Junior): Saw action in six games at Kansas, UConn, Fordham, Quinnipiac, Rider, and Canisius...Collected one rebound at the Huskies (11/24).

2022-23 (Sophomore): MAAC All-Academic Team...Played in three games ... Logged 15 minutes against Mount St. Vincent (Nov. 18) ... Grabbed one rebound against Saint Peter's (Feb. 12).

2021-22 (Freshman): Played in two games ... Played against Manhattanville (Nov. 9) and Charleston Southern (Dec. 20).

Personal: Attended St. Anthony's High School where he won a CHSAA championship in 2020 ... Father Thomas played basketball at John Jay College ... Sister Lauren, played college basketball at Pace University ... enjoys working out and going to the beach ... pursuing a masters in computer science and already holds a forensics degree ... born on October 21, 2002.

Why he chose Manhattan: Because of the great academics, athletics and its atmosphere that makes him better every day.

CAREER HIGHS

| Statistic | Value | |
|--------------|-------|--|
| Rebounds | 1 | vs Saint Peter's 02/12/23, at UConn 11/24/23, vs Iona 01/31/25 |
| FG Attempts | 3 | vs Siena 03/08/25 |
| 3FG Attempts | 2 | vs UMSV 11/18/22, vs Siena 03/08/25 |


| Opponent | Date | GS | MIN | Total | | 3-Pointers | | Free throws | | Rebounds | | | | PF A TO BLK STL | | | | PTS | | AVG |
|---------------|------------|----------|--------------|------------|-------------|------------|-------------|-------------|-------------|----------|----------|----------|------------|-----------------|----------|----------|----------|----------|----------|------------|
| | | | | FG-FGA | PCT | 3FG-3FGA | PCT | FT-FTA | PCT | OFF | DEF | TOT | AVG | PF | A | TO | BLK | STL | PTS | |
| Mercy | 11/12/2024 | | 01:15 | 0-0 | .000 | 0-0 | .000 | 0-0 | .000 | 0 | 0 | 0 | 0.0 | 0 | 0 | 0 | 0 | 0 | 0 | 0.0 |
| at Wagner | 12/18/2024 | | 00:45 | 0-0 | .000 | 0-0 | .000 | 0-0 | .000 | 0 | 0 | 0 | 0.0 | 0 | 0 | 0 | 0 | 0 | 0 | 0.0 |
| Iona | 01/31/2025 | | 01:17 | 0-0 | .000 | 0-0 | .000 | 0-0 | .000 | 0 | 1 | 1 | 0.3 | 0 | 0 | 0 | 0 | 0 | 0 | 0.0 |
| at Fairfield | 02/16/2025 | | 00:12 | 0-0 | .000 | 0-0 | .000 | 0-0 | .000 | 0 | 0 | 0 | 0.3 | 0 | 0 | 0 | 0 | 0 | 0 | 0.0 |
| at Niagara | 03/02/2025 | | 01:16 | 0-0 | .000 | 0-0 | .000 | 0-0 | .000 | 0 | 0 | 0 | 0.2 | 1 | 0 | 0 | 0 | 0 | 0 | 0.0 |
| Siena | 03/08/2025 | | 02:11 | 0-3 | .000 | 0-2 | .000 | 0-0 | .000 | 0 | 0 | 0 | 0.2 | 1 | 0 | 0 | 0 | 0 | 0 | 0.0 |
| Totals | | 0 | 06:56 | 0-3 | .000 | 0-2 | .000 | 0-0 | .000 | 0 | 1 | 1 | 0.2 | 2 | 0 | 0 | 0 | 0 | 0 | 0.0 |

Career Totals

| | | | | Field Goals | | 3-Point | | F-Throws | | Rebounds | | | | | | | | | Scoring | |
|---------|------|-------|---------|-------------|------|----------|------|----------|------|----------|-----|-----|-----|-------|---|----|-----|-----|---------|-----|
| SEASON | TEAM | GP-GS | MIN/AVG | FG-FGA | FG% | 3FG-3FGA | 3FG% | FT-FTA | FT% | OFF | DEF | TOT | AVG | PF-FO | A | TO | BLK | STL | PTS | AVG |
| 2021-22 | MC | 2-0 | 4/1.8 | 0-1 | .000 | 0-1 | .000 | 0-0 | .000 | 0 | 0 | 0 | 0.0 | 1-0 | 0 | 0 | 0 | 0 | 0 | 0.0 |
| 2022-23 | MC | 3-0 | 17/5.6 | 0-2 | .000 | 0-2 | .000 | 0-0 | .000 | 0 | 1 | 1 | 0.3 | 2-0 | 0 | 0 | 0 | 0 | 0 | 0.0 |
| 2023-24 | MC | 6-0 | 10/1.6 | 0-2 | .000 | 0-1 | .000 | 0-0 | .000 | 0 | 1 | 1 | 0.2 | 0-0 | 0 | 0 | 0 | 0 | 0 | 0.0 |
| 2024-25 | MC | 6-0 | 7/1.2 | 0-3 | .000 | 0-2 | .000 | 0-0 | .000 | 0 | 1 | 1 | 0.2 | 2-0 | 0 | 0 | 0 | 0 | 0 | 0.0 |
| TOTAL | | 17-0 | 37/2.2 | 0-8 | .000 | 0-6 | .000 | 0-0 | .000 | 0 | 3 | 3 | 0.2 | 5-0 | 0 | 0 | 0 | 0 | 0 | 0.0 |



2024-25 JASPERS



#23 JACKSON DELANEY • SOPHOMORE • GUARD • 6-5 SUFFERN, NY • SUFFERN • RHODE ISLAND COLLEGE

2023-24 at Rhode Island College (freshman): Played in four games... averaged 0.8 ppg and 0.8 rpg...had three points and two rebounds in an 85-52 win over Eastern Connecticut on Jan. 17.

Personal

Majoring in finance ... brother Travis runs track at Manhattan; dad played football at Springfield College; mother Susan also ran track at Manhattan and graduated in 1994 ... likes to play golf outside of basketball ... born on March 30, 2005

Why he chose Manhattan

Because it gave him the opportunity to play Division I basketball.

CAREER HIGHS

| Statistic | Value |
|--------------|---|
| Points | 3 at Eastern Conn. St. 01/17/24 |
| Rebounds | 2 at Eastern Conn. St. 01/17/24 |
| Assists | 1 vs VTSU Castleton 12/02/23 |
| Steals | 1 vs VTSU Castleton 12/02/23, vs Mercy 11/12/24 |
| FG Made | 1 at Eastern Conn. St. 01/17/24 |
| FG Attempts | 1 at Eastern Conn. St. 01/17/24, at Keene St. 02/17/24, vs Mercy 11/12/24 |
| 3FG Made | 1 at Eastern Conn. St. 01/17/24 |
| 3FG Attempts | 1 at Eastern Conn. St. 01/17/24, vs Mercy 11/12/24 |

| Opponent | Date | GS | MIN | Total | | 3-Pointers | | Free throws | | Rebounds | | | | PF | A | TO | BLK | STL | PTS | AVG |
|---------------|------------|----------|--------------|------------|-------------|------------|-------------|-------------|-------------|----------|----------|----------|------------|----------|----------|----------|----------|----------|----------|------------|
| | | | | FG-FGA | PCT | 3FG-3FGA | PCT | FT-FTA | PCT | OFF | DEF | TOT | AVG | | | | | | | |
| Mercy | 11/12/2024 | | 01:15 | 0-1 | .000 | 0-1 | .000 | 0-0 | .000 | 0 | 0 | 0 | 0.0 | 0 | 0 | 0 | 0 | 1 | 0 | 0.0 |
| at Wagner | 12/18/2024 | | 00:45 | 0-0 | .000 | 0-0 | .000 | 0-0 | .000 | 0 | 0 | 0 | 0.0 | 0 | 0 | 0 | 0 | 0 | 0 | 0.0 |
| Iona | 01/31/2025 | | 01:17 | 0-0 | .000 | 0-0 | .000 | 0-0 | .000 | 0 | 0 | 0 | 0.0 | 0 | 0 | 0 | 0 | 0 | 0 | 0.0 |
| at Fairfield | 02/16/2025 | | 00:12 | 0-0 | .000 | 0-0 | .000 | 0-0 | .000 | 0 | 0 | 0 | 0.0 | 0 | 0 | 0 | 0 | 0 | 0 | 0.0 |
| at Niagara | 03/02/2025 | | 01:16 | 0-0 | .000 | 0-0 | .000 | 0-0 | .000 | 0 | 0 | 0 | 0.0 | 0 | 0 | 0 | 0 | 0 | 0 | 0.0 |
| Siena | 03/08/2025 | | 01:29 | 0-0 | .000 | 0-0 | .000 | 0-0 | .000 | 0 | 0 | 0 | 0.0 | 1 | 0 | 0 | 0 | 0 | 0 | 0.0 |
| Totals | | 0 | 06:14 | 0-1 | .000 | 0-1 | .000 | 0-0 | .000 | 0 | 0 | 0 | 0.0 | 1 | 0 | 0 | 0 | 1 | 0 | 0.0 |

Career Totals

| | | | | Field Goals | | 3-Point | | F-Throws | | Rebounds | | | | Scoring | | | | | | |
|---------------------|------|-------------|---------------|-------------|-------------|------------|-------------|------------|-------------|----------|----------|----------|------------|------------|----------|----------|----------|----------|----------|------------|
| SEASON | TEAM | GP-GS | MIN/AVG | FG-FGA | FG% | 3FG-3FGA | 3FG% | FT-FTA | FT% | OFF | DEF | TOT | AVG | PF-FO | A | TO | BLK | STL | PTS | AVG |
| 2023-24 | RIC | 4-0 | 13/3.2 | 1-2 | .500 | 1-1 | 1.000 | 0-0 | .000 | 1 | 2 | 3 | 0.8 | 0-0 | 1 | 0 | 0 | 1 | 3 | 0.8 |
| 2024-25 | MC | 6-0 | 6/1.0 | 0-1 | .000 | 0-1 | .000 | 0-0 | .000 | 0 | 0 | 0 | 0.0 | 1-0 | 0 | 0 | 0 | 1 | 0 | 0.0 |
| TOTAL FOR MC | | 6-0 | 6/1.0 | 0-1 | .000 | 0-1 | .000 | 0-0 | .000 | 0 | 0 | 0 | 0.0 | 1-0 | 0 | 0 | 0 | 1 | 0 | 0.0 |
| TOTAL | | 10-0 | 19/1.9 | 1-3 | .333 | 1-2 | .500 | 0-0 | .000 | 1 | 2 | 3 | 0.3 | 1-0 | 1 | 0 | 0 | 2 | 3 | 0.3 |



LAST TIME OUT FOR BOTH

Game #29 - Siena @ Manhattan - 3/8/25

RIVERDALE, NY - Manhattan received big second-half performances from Will Sydnor and Shaquil Bender to breeze past Siena, 78-66, at Draddy Gymnasium on Saturday. Before the game, the program honored seniors Aryan Arora, Daniel Hackett, Wesley Robinson and Bender. Manhattan came out aggressive from three and made Siena pay. The Jaspers started off the day with a three from Robinson which took an early 3-2 lead. After both teams proceeded to trade blows over the next several minutes, a three from Fraser Roxburgh handed the Jaspers an 18-15 lead at the 9:37. After a three from Siena's Major Freeman tied the score, Manhattan answered in the form of a three-pointer from Jaden Winston that regained a lead for the Jaspers. What turned into a low-scoring first half battle saw Manhattan emerge with a 32-23 lead at halftime after closing the half on an 8-0 run. Robinson and Roxburgh each added another three during that stretch. Starting with a three from Masiah Gilyard, Manhattan scored the first five points of the second half to open up a 37-23 lead. The Jaspers led the rest of the way, extending the lead to as high as 19 on three occasions. Sydnor had a stretch early in the second half in which he scored 10 straight Jaspers points, starting with a three-point play and later capped off with a three. Bender had a stretch of 11 straight Jaspers points to help put the game out of reach. Manhattan will face off with rival Iona in the 4/5 game on Thursday night at Boardwalk Hall in Atlantic City. Tip-off is slated for 6 p.m. on ESPN+. This is the second straight year the Jaspers will play against Iona in Atlantic City after Iona defeated Manhattan in the 7/10 game by a score of 60-57. Manhattan will arrive in Atlantic City riding a four-game winning streak. The last time the Jaspers went into Atlantic City on a multi-game winning streak was 2013-14 when it won its last two regular season games before winning three games in Springfield on their way to cutting down the nets. Manhattan went 11-27 (40.7%) from three. Jaspers have shot 42% (53-126) from three over the last 5 games.



Official Basketball Box Score - Final
Siena at Manhattan
03/08/25 Draddy Gymnasium, Riverdale, NY
2024-25 Men's Basketball

Game Time: 2:00 PM
Game Duration: 2:01
Attendance: 1,320

Officials: Mike McCloskey, Josh Anderson, Scott Gooden

Siena - 66

Record: 14-17 (9-11)

| NO. | Name | Min | FG | | 3P | | FT | | Rebounds | | Fouls | | TP | AS | TO | ST | Blocks | | +/- | |
|--------|----------------|---------|-------|------|-----|------|-----|----|----------|----|-------|----|----|----|----|----|--------|-----|-----|--|
| | | | M-A | | M-A | | M-A | | OR | DR | TOT | PF | | | | | BS | BLK | | |
| 21 | Brendan Coyle | F 29:12 | 1-5 | 1-5 | 1-3 | 0 | 0 | 0 | 1 | 1 | 4 | 1 | 1 | 1 | 0 | 0 | 0 | -17 | | |
| 13 | Peter Carey | C 17:23 | 1-2 | 0-0 | 0-0 | 3 | 3 | 6 | 4 | 1 | 2 | 0 | 1 | 0 | 1 | 0 | 0 | -15 | | |
| 0 | Justice Shoats | G 37:30 | 6-14 | 0-2 | 3-4 | 0 | 2 | 2 | 1 | 3 | 15 | 8 | 1 | 0 | 3 | 0 | 0 | -15 | | |
| 3 | Major Freeman | G 36:47 | 3-13 | 3-10 | 4-6 | 0 | 2 | 2 | 2 | 3 | 13 | 2 | 2 | 1 | 0 | 1 | 0 | -15 | | |
| 14 | Gavin Doty | G 35:57 | 8-21 | 1-4 | 4-4 | 4 | 8 | 12 | 1 | 6 | 21 | 1 | 2 | 2 | 0 | 1 | 0 | -12 | | |
| 5 | Myles Wilmoth | 12:25 | 0-3 | 0-0 | 0-0 | 0 | 3 | 3 | 1 | 0 | 3 | 1 | 0 | 1 | 1 | 2 | 3 | -4 | | |
| 7 | Tajae Jones | 18:30 | 1-3 | 0-1 | 3-3 | 2 | 5 | 7 | 1 | 4 | 5 | 0 | 0 | 0 | 1 | 0 | 0 | -6 | | |
| 20 | Kyle Writers | 03:32 | 0-1 | 0-1 | 0-2 | 0 | 2 | 2 | 1 | 1 | 0 | 0 | 0 | 1 | 0 | 0 | 0 | -1 | | |
| 1 | Chris Torres | 02:11 | 0-0 | 0-0 | 0-0 | 1 | 0 | 1 | 0 | 0 | 0 | 0 | 0 | 0 | 0 | 0 | 0 | 6 | | |
| 11 | Michael Ojo | 02:11 | 0-0 | 0-0 | 2-2 | 0 | 1 | 0 | 1 | 0 | 2 | 1 | 0 | 0 | 0 | 0 | 0 | 6 | | |
| 15 | Luke Cecchi | 02:11 | 0-1 | 0-1 | 0-0 | 0 | 0 | 0 | 0 | 1 | 0 | 0 | 0 | 0 | 0 | 0 | 0 | 5 | | |
| 22 | Devin Bratford | 02:11 | 2-2 | 0-0 | 0-1 | 1 | 1 | 2 | 0 | 1 | 4 | 0 | 0 | 0 | 0 | 1 | 0 | 6 | | |
| Team | | | | | | 1 | | | 2 | | | | 0 | | 1 | | | | | |
| Totals | | | 22-65 | | | 5-24 | | | 17-25 | | | 12 | | | 28 | | | 40 | | |
| | | | | | | | | | 16 | | | 22 | | | 66 | | | 13 | | |
| | | | | | | | | | | | | 10 | | | 5 | | | 8 | | |
| | | | | | | | | | | | | | | | 5 | | | -12 | | |

Technical Fouls: Coach 2nd 19:32

Manhattan - 78

Record: 17-12 (12-8)

| NO. | Name | Min | FG | | 3P | | FT | | Rebounds | | Fouls | | TP | AS | TO | ST | Blocks | | +/- |
|--------|-----------------|---------|-------|-------|-------|---|-----|----|----------|----|-------|----|----|----|----|----|--------|-----|-----|
| | | | M-A | | M-A | | M-A | | OR | DR | TOT | PF | | | | | BS | BLK | |
| 9 | Will Sydnor | F 22:23 | 3-6 | 1-3 | 5-6 | 2 | 6 | 8 | 4 | 4 | 12 | 2 | 3 | 0 | 1 | 1 | 9 | | 9 |
| 1 | Shaquil Bender | G 30:40 | 6-13 | 1-4 | 2-2 | 1 | 3 | 4 | 1 | 0 | 15 | 3 | 1 | 0 | 1 | 1 | 14 | | 14 |
| 2 | Jaden Winston | G 36:24 | 2-8 | 1-3 | 0-0 | 2 | 2 | 2 | 2 | 2 | 5 | 5 | 0 | 2 | 0 | 2 | 15 | | 15 |
| 10 | Masiah Gilyard | G 30:52 | 4-7 | 2-4 | 2-2 | 2 | 4 | 6 | 2 | 1 | 12 | 2 | 3 | 2 | 0 | 1 | 10 | | 10 |
| 14 | Wesley Robinson | G 24:26 | 5-8 | 2-4 | 3-3 | 0 | 6 | 6 | 5 | 1 | 15 | 1 | 0 | 0 | 2 | 1 | 10 | | 10 |
| 0 | Devin Dinkins | 24:48 | 1-5 | 1-3 | 4-4 | 0 | 2 | 2 | 2 | 4 | 7 | 0 | 1 | 0 | 0 | 0 | 0 | 15 | |
| 13 | Fraser Roxburgh | 19:39 | 4-8 | 3-4 | 0-0 | 2 | 3 | 5 | 2 | 2 | 11 | 1 | 3 | 0 | 1 | 1 | 7 | | 7 |
| 21 | Marko Ljubicic | 02:01 | 0-1 | 0-0 | 0-0 | 0 | 0 | 0 | 1 | 0 | 0 | 1 | 0 | 0 | 1 | 0 | 0 | -1 | |
| 8 | Aryan Arora | 02:11 | 0-0 | 0-0 | 0-0 | 0 | 0 | 0 | 0 | 0 | 0 | 0 | 0 | 0 | 0 | 0 | 0 | -5 | |
| 22 | Daniel Hackett | 02:11 | 0-3 | 0-2 | 0-0 | 0 | 0 | 0 | 1 | 0 | 0 | 0 | 0 | 0 | 0 | 0 | 0 | -5 | |
| 3 | John Berbano | 01:29 | 0-0 | 0-0 | 0-0 | 0 | 0 | 0 | 1 | 0 | 0 | 0 | 0 | 0 | 0 | 0 | 0 | -3 | |
| 11 | Michael Lawlor | 01:29 | 0-0 | 0-0 | 1-2 | 0 | 2 | 2 | 0 | 1 | 1 | 0 | 0 | 0 | 0 | 0 | 0 | -3 | |
| 23 | Jackson Delaney | 01:29 | 0-0 | 0-0 | 0-0 | 0 | 0 | 0 | 1 | 0 | 0 | 0 | 0 | 0 | 0 | 0 | 0 | -3 | |
| Team | | | | | | 1 | 4 | 5 | | | 0 | | 1 | | | | | | |
| Totals | | | 25-59 | 11-27 | 17-25 | 8 | 32 | 40 | 22 | 15 | 78 | 14 | 13 | 4 | 5 | 8 | 12 | | |

Technical Fouls: NONE

| | SIE | MAN | Points from Turnovers | SIE | MAN | Period by Period Scoring |
|------------------|---------------------------|----------------------------|-----------------------|-----|-----|--------------------------|
| Best Scoring Run | 2 (1 st 18:20) | 19 (2 nd 8:11) | 8 | 12 | | 1st 2nd TOT |
| Lead Changes | 5 (1 st 10:28) | 13 (2 nd 19:32) | 34 | 24 | | SIE 23 43 66 |
| Times Tied | 7 | | 6 | 8 | | MAN 32 46 78 |
| Time with Lead | 02:40 | 31:29 | 2 | 5 | | |
| | | | Bench | 11 | 19 | |



Game #31 - Sacred Heart @ Iona - 3/8/25

NEW ROCHELLE, N. Y. - Rookie Adam Njie Jr. 's fall away 12-footer from the corner with less than nine seconds left propelled the Iona University men's basketball team to a 90-88 win in a thriller at the Hynes Center. Njie hit his second game winner on the team's final possession in Iona's last three contests. The Gaels clinched a first round by in next week's Metro Atlantic Athletic Conference Championship in Atlantic City. Sharing a 12-8 record with Manhattan and Mount St. Mary's, the Maroon & Gold hold the tiebreaker and will compete as the No. 4 seed in the tournament. Junior Yaphet Moundi scored a game-high 24 points while grabbing 14 rebounds and three steals to lead four-double digit scorers for the Gaels. Senior Dejour Reaves ad 19, sophomore Comeh Emuobor posted 16 and Njie had 15 in the win. Iona honored its program's two seniors, Jalen Barr and Clarence Rupert, in a ceremony prior to their last contest in New Rochelle. Reaves, also a senior, announced he will be postponing his senior day to 2026 as he intends to return to the program for a final season of eligibility in 2025-26. With both teams vying for the final bye in the MAAC Tournament, each side came out on a torrid scoring pace. Sacred Heart raced out to a 16-point advantage following a 15-2 run that made the score 29-13 with 10:32 left in the first half. Trailing 35-22 with 6:26 remaining, Iona chipped away and scored 14 straight to take a one-point lead with a minute remaining. The Pioneers scored the last field goal of the half on their next possession and led 37-36 at the break. Sacred Heart also started the second half strong, building a nine-point advantage less than four minutes into the frame. Iona trailed 58-50 with 14:04 and went on a 9-0 run to regain the lead after a Reaves three-pointer with 11:46 left. The Pioneers again found themselves on the brink of being able to separate by more than two possessions after a long three by Griffin Barrouk made it 68-63. A 7-2 run by Iona capped by another Reaves' three ball made it 70-70 with 7:22 left. The next three minutes saw five tie scores and six lead changes. Down two with

Sacred Heart (14-17,10-10 MAAC) -vs- Iona (15-16,12-8 MAAC)
03/08/25 at Hynes Center, New Rochelle, NY

Date: 03/08/25

Time: 4:00 PM

Attendance: 2,157

Site: Hynes Center, New Rochelle, NY

Referees: Riley McGraw, Jim Googas, Brian Zink

| Score By Period | 1 | 2 | Total |
|-----------------|----|----|-------|
| Sacred Heart | 37 | 51 | 88 |
| Iona | 36 | 54 | 90 |

Sacred Heart 88

| # | Player | GS | MIN | FG | 3PT | FT | ORB-DRB | REB | PF | A | TO | BLK | STL | PTS |
|--------|------------------|----|-----|------|-------|-------|---------|-------|----|----|----|-----|-----|-----|
| 25 | Thomas,Tanner | * | 29 | 7-16 | 4-11 | 2-3 | 0-2 | 2 | 2 | 2 | 0 | 0 | 0 | 20 |
| 21 | Johnson,Bryce | * | 31 | 5-5 | 1-1 | 6-9 | 2-4 | 6 | 1 | 5 | 3 | 1 | 2 | 17 |
| 05 | Stewart,Amiri | * | 28 | 3-6 | 0-2 | 1-2 | 2-1 | 3 | 4 | 5 | 3 | 0 | 3 | 7 |
| 02 | Ralph-Beyer,Nyle | * | 12 | 2-5 | 2-4 | 0-0 | 0-1 | 1 | 1 | 1 | 1 | 0 | 1 | 6 |
| 03 | Conner,Mekhi | * | 38 | 1-10 | 0-6 | 1-1 | 1-2 | 3 | 3 | 9 | 5 | 0 | 1 | 3 |
| 01 | Barrouk,Griffin | | 28 | 6-9 | 5-7 | 0-0 | 2-3 | 5 | 2 | 2 | 1 | 0 | 1 | 17 |
| 07 | Hill,Anquan | | 21 | 5-6 | 3-3 | 0-1 | 0-1 | 1 | 4 | 2 | 1 | 0 | 0 | 13 |
| 10 | Bryant,Taj | | 13 | 2-4 | 1-2 | 0-0 | 1-2 | 3 | 3 | 0 | 2 | 0 | 2 | 5 |
| TM | TEAM | | 0 | 0-0 | 0-0 | 0-0 | 5-1 | 6 | 0 | 0 | 0 | 0 | 0 | 0 |
| Totals | | | - | 200 | 31-61 | 16-36 | 10-16 | 13-17 | 30 | 20 | 26 | 16 | 1 | 88 |

| Team Summary | FG | 3PT | FT |
|--------------|--------------|-------------|-------------|
| First Half | 14-27 51.85% | 7-18 38.89% | 2-2 100.00% |
| Second Half | 17-34 50.00% | 9-18 50.00% | 8-14 57.14% |
| Total | 31-61 50.8% | 16-36 44.4% | 10-16 62.5% |

Technical Fouls: (1) Stewart,Amiri
Second Chance Points: 5
Points off Turnovers: 27
Scores Tied: 9 times(s)
Bench Points: 35
Points in the Paint: 28
Largest Lead: 0 0

Iona 90

| # | Player | GS | MIN | FG | 3PT | FT | ORB-DRB | REB | PF | A | TO | BLK | STL | PTS |
|--------|-----------------|----|-----|-------|-------|------|---------|-------|----|----|----|-----|-----|-----|
| 03 | Reaves,Dejour | * | 38 | 6-17 | 4-10 | 3-6 | 3-4 | 7 | 1 | 4 | 1 | 0 | 3 | 19 |
| 02 | Njie Jr.,Adam | * | 37 | 5-13 | 1-5 | 4-4 | 0-2 | 2 | 3 | 8 | 7 | 0 | 2 | 15 |
| 33 | Barr,Jalen | * | 13 | 3-3 | 0-0 | 0-0 | 0-3 | 3 | 4 | 0 | 0 | 1 | 1 | 6 |
| 07 | Jungers,Luke | * | 14 | 0-3 | 0-3 | 0-0 | 0-1 | 1 | 3 | 0 | 0 | 0 | 1 | 0 |
| 04 | Rupert,Clarence | * | 12 | 0-1 | 0-0 | 0-0 | 3-1 | 4 | 0 | 1 | 1 | 0 | 1 | 0 |
| 32 | Moundi,Yaphet | | 28 | 10-12 | 0-0 | 4-10 | 7-7 | 14 | 2 | 2 | 4 | 1 | 3 | 24 |
| 10 | Emuobor,Comeh | | 29 | 6-11 | 2-5 | 2-2 | 2-2 | 4 | 2 | 0 | 1 | 0 | 0 | 16 |
| 24 | Menard,Justin | | 25 | 2-3 | 2-3 | 2-2 | 0-0 | 0 | 2 | 7 | 0 | 0 | 0 | 8 |
| 25 | Bundy,Kernan | | 4 | 0-0 | 0-0 | 2-2 | 0-0 | 0 | 0 | 1 | 0 | 0 | 0 | 2 |
| TM | TEAM | | 0 | 0-0 | 0-0 | 0-0 | 2-2 | 4 | 0 | 0 | 1 | 0 | 0 | 0 |
| Totals | | | - | 200 | 32-63 | 9-26 | 17-26 | 17-22 | 39 | 17 | 23 | 15 | 3 | 90 |

| Team Summary | FG | 3PT | FT |
|--------------|--------------|-------------|--------------|
| First Half | 15-35 42.86% | 2-13 15.38% | 4-8 50.00% |
| Second Half | 17-28 60.71% | 7-13 53.85% | 13-18 72.22% |
| Total | 32-63 50.8% | 9-26 34.6% | 17-26 65.4% |

Technical Fouls: none
Second Chance Points: 16
Points off Turnovers: 18
Scores Tied: 9 times(s)
Bench Points: 50
Points in the Paint: 40
Largest Lead: 0 0



2024-25 SEASON STATISTICS



2024-25 Manhattan Men's Basketball Combined Team Statistics All games

Page 1/1
as of Mar 13, 2025

Game Records

| Record | Overall | Home | Away | Neutral |
|----------------|---------|------|------|---------|
| ALL GAMES | 17-12 | 9-5 | 8-7 | 0-0 |
| CONFERENCE | 12-8 | 6-4 | 6-4 | 0-0 |
| NON-CONFERENCE | 5-4 | 3-1 | 2-3 | 0-0 |

Score by Periods

| Team | 1st | 2nd | OT | TOT |
|-----------|------|------|----|------|
| Manhattan | 1000 | 1161 | 54 | 2215 |
| Opponents | 1019 | 1080 | 59 | 2158 |

Team Box Score

| No. | Player | | | | Total | | 3-Point | | F-Throw | | Rebounds | | | | | | | | | | | |
|-----------|------------------|-------|--------|------|----------|-------|----------|-------|---------|-------|----------|-----|------|------|-----|----|-----|-----|-----|-----|------|------|
| | | GP-GS | MIN | AVG | FG-FGA | FG% | 3FG-3FGA | 3FG% | FT-FTA | FT% | OFF | DEF | TOT | AVG | PF | DQ | A | TO | BLK | STL | PTS | AVG |
| 9 | SYDNOR, Will | 29-28 | 859:33 | 29.6 | 156-342 | .456 | 49-139 | .353 | 53-85 | .624 | 44 | 153 | 197 | 6.8 | 66 | 1 | 45 | 53 | 33 | 20 | 414 | 14.3 |
| 0 | DINKINS, Devin | 29-1 | 884:01 | 30.5 | 106-242 | .438 | 59-134 | .440 | 121-138 | .877 | 17 | 55 | 72 | 2.5 | 36 | 0 | 78 | 46 | 1 | 24 | 392 | 13.5 |
| 14 | ROBINSON, Wesley | 29-29 | 857:24 | 29.6 | 111-240 | .463 | 40-100 | .400 | 64-78 | .821 | 52 | 121 | 173 | 6.0 | 94 | 2 | 55 | 42 | 16 | 20 | 326 | 11.2 |
| 10 | GILYARD, Masiah | 29-29 | 867:06 | 29.9 | 110-220 | .500 | 22-65 | .338 | 80-110 | .727 | 100 | 110 | 210 | 7.2 | 53 | 0 | 44 | 40 | 8 | 30 | 322 | 11.1 |
| 1 | BENDER, Shaquil | 29-29 | 925:59 | 31.9 | 128-346 | .370 | 35-148 | .236 | 30-35 | .857 | 29 | 77 | 106 | 3.7 | 46 | 1 | 63 | 54 | 3 | 29 | 321 | 11.1 |
| 2 | WINSTON, Jaden | 29-29 | 961:43 | 33.2 | 90-214 | .421 | 25-81 | .309 | 48-64 | .750 | 12 | 87 | 99 | 3.4 | 73 | 2 | 128 | 60 | 5 | 58 | 253 | 8.7 |
| 13 | ROXBURGH, Fraser | 17-0 | 336:30 | 19.8 | 52-98 | .531 | 21-43 | .488 | 18-29 | .621 | 24 | 47 | 71 | 4.2 | 17 | 0 | 22 | 17 | 6 | 0 | 143 | 8.4 |
| 6 | CURRY, Alijah | 17-0 | 120:23 | 7.1 | 8-18 | .444 | 2-5 | .400 | 1-2 | .500 | 6 | 13 | 19 | 1.1 | 12 | 0 | 5 | 7 | 1 | 3 | 19 | 1.1 |
| 21 | LJUBICIC, Marko | 17-0 | 68:27 | 4.0 | 7-12 | .583 | 0-4 | .000 | 2-2 | 1.000 | 5 | 6 | 11 | 0.6 | 8 | 0 | 1 | 3 | 1 | 0 | 16 | 0.9 |
| 8 | ARORA, Aryan | 5-0 | 05:41 | 1.1 | 1-1 | 1.000 | 0-0 | .000 | 1-2 | .500 | 0 | 0 | 0 | 0.0 | 0 | 0 | 0 | 1 | 0 | 0 | 3 | 0.6 |
| 11 | LAWLOR, Michael | 7-0 | 07:59 | 1.1 | 1-2 | .500 | 0-1 | .000 | 1-2 | .500 | 0 | 3 | 3 | 0.4 | 0 | 0 | 0 | 0 | 0 | 0 | 3 | 0.4 |
| 3 | BERBANO, John | 7-0 | 08:52 | 1.3 | 1-3 | .333 | 1-1 | 1.000 | 0-0 | .000 | 1 | 0 | 1 | 0.1 | 2 | 0 | 1 | 2 | 0 | 0 | 3 | 0.4 |
| 22 | HACKETT, Daniel | 6-0 | 06:56 | 1.2 | 0-3 | .000 | 0-2 | .000 | 0-0 | .000 | 0 | 1 | 1 | 0.2 | 2 | 0 | 0 | 0 | 0 | 0 | 0 | 0.0 |
| 15 | SANDHU, Amaan | 1-0 | 03:16 | 3.3 | 0-1 | .000 | 0-0 | .000 | 0-0 | .000 | 0 | 0 | 0 | 0.0 | 2 | 0 | 0 | 0 | 1 | 0 | 0 | 0.0 |
| 23 | DELANEY, Jackson | 6-0 | 06:14 | 1.0 | 0-1 | .000 | 0-1 | .000 | 0-0 | .000 | 0 | 0 | 0 | 0.0 | 1 | 0 | 0 | 0 | 0 | 1 | 0 | 0.0 |
| 5 | MYERS, Allen | 2-0 | 04:55 | 2.5 | 0-2 | .000 | 0-0 | .000 | 0-0 | .000 | 0 | 0 | 0 | 0.0 | 0 | 0 | 1 | 0 | 1 | 0 | 0 | 0.0 |
| Team | | | | | | | | | | | 50 | 56 | 106 | | | | | 16 | | | | |
| Total | | 29 | 5925 | | 771-1745 | .442 | 254-724 | .351 | 419-547 | .766 | 340 | 729 | 1069 | 36.9 | 412 | 6 | 443 | 341 | 76 | 185 | 2215 | 76.4 |
| Opponents | | 29 | 5925 | | 783-1802 | .435 | 249-759 | .328 | 341-469 | .727 | 339 | 694 | 1033 | 35.6 | 486 | 10 | 462 | 306 | 120 | 210 | 2158 | 74.4 |

Team Statistics

| | MC | OPP |
|------------------------|-----------------|-----------------|
| Scoring | 2215 | 2158 |
| Points per game | 76.4 | 74.4 |
| Scoring margin | +2.0 | - |
| Field goals-att | 771-1745 | 783-1802 |
| Field goal pct | .442 | .435 |
| 3 point fg-att | 254-724 | 249-759 |
| 3-point FG pct | .351 | .328 |
| 3-pt FG made per game | 8.8 | 8.6 |
| Free throws-att | 419-547 | 341-469 |
| Free throw pct | .766 | .727 |
| F-Throws made per game | 14.4 | 11.8 |
| Rebounds | 1069 | 1033 |
| Rebounds per game | 36.9 | 35.6 |
| Rebounding margin | +1.2 | - |
| Assists | 443 | 462 |
| Assists per game | 15.3 | 15.9 |
| Turnovers | 341 | 306 |
| Turnovers per game | 11.8 | 10.6 |
| Turnover margin | -1.2 | - |
| Assist/turnover ratio | 1.3 | 1.5 |
| Steals | 185 | 210 |
| Steals per game | 6.4 | 7.2 |
| Blocks | 76 | 120 |
| Blocks per game | 2.6 | 4.1 |
| Winning streak | 4 | - |
| Home win streak | 2 | - |
| Attendance | 10764 | 45582 |
| Home games-Avg/Game | 14-769 | 15-3039 |
| Neutral site-Avg/Game | - | 0-0 |

Team Results

| Date | Opponent | | Score | Att. |
|------------|---------------------|------|--------|-------|
| 11/04/2024 | at Maryland | L | 49-79 | 13152 |
| 11/12/2024 | Mercy | W | 88-71 | 582 |
| 11/15/2024 | Fordham | W | 78-76 | 1504 |
| 11/17/2024 | at FDU | L | 82-85 | 822 |
| 11/22/2024 | Army West Point | W | 80-79 | 1106 |
| 11/26/2024 | at Virginia | L | 65-74 | 12347 |
| 11/29/2024 | Le Moyne | L | 77-81 | 450 |
| 12/06/2024 | at Saint Peter's | W | 70-67 | 688 |
| 12/08/2024 | Marist | L | 75-82 | 156 |
| 12/18/2024 | at Wagner | W | 80-66 | 407 |
| 12/21/2024 | at Presbyterian | Wot | 86-81 | 290 |
| 01/03/2025 | at Siena | Lot2 | 95-103 | 4927 |
| 01/05/2025 | at Rider | W | 80-79 | 1604 |
| 01/10/2025 | Mount St. Mary's | L | 66-75 | 350 |
| 01/12/2025 | at Merrimack | L | 62-69 | 717 |
| 01/18/2025 | Niagara | W | 72-65 | 654 |
| 01/23/2025 | Fairfield | Lot | 84-87 | 410 |
| 01/25/2025 | at Mount St. Mary's | W | 74-64 | 2812 |
| 01/31/2025 | Iona | W | 76-55 | 1982 |
| 02/02/2025 | at Sacred Heart | L | 72-74 | 1079 |
| 02/08/2025 | Saint Peter's | Wot | 84-83 | 620 |
| 02/14/2025 | Merrimack | W | 79-75 | 573 |
| 02/16/2025 | at Fairfield | W | 80-67 | 2689 |
| 02/21/2025 | at Iona | L | 60-65 | 2400 |
| 02/23/2025 | Quinnipiac | L | 71-74 | 0 |
| 02/28/2025 | at Canisius | W | 77-72 | 619 |
| 03/02/2025 | at Niagara | W | 85-70 | 1029 |
| 03/06/2025 | Sacred Heart | W | 90-74 | 1057 |
| 03/08/2025 | Siena | W | 78-66 | 1320 |



2024-25 SUPERLATIVES

INDIVIDUAL GAME HIGHS

| | | | |
|------------------------------------|-------|---------|---|
| POINTS | 28 | | Shaquil Bender vs Mercy (11/12/2024) |
| | 27 | | Will Sydnor vs Mount St. Mary's (01/10/2025) |
| | 26 | | Devin Dinkins vs Saint Peter's (02/08/2025) |
| | 26 | | Devin Dinkins at Siena (01/03/2025) |
| | 24 | | Devin Dinkins at Sacred Heart (02/02/2025) |
| | 24 | | Will Sydnor vs Fordham (11/15/2024) |
| FIELD GOALS MADE | 11 | | Will Sydnor vs Mount St. Mary's (01/10/2025) |
| | 10 | | Shaquil Bender vs Mercy (11/12/2024) |
| FIELD GOAL ATTEMPTS | 20 | | Shaquil Bender vs Le Moyne (11/29/2024) |
| | 19 | | Will Sydnor vs Mount St. Mary's (01/10/2025) |
| | 19 | | Shaquil Bender vs Mercy (11/12/2024) |
| FIELD GOAL PERCENTAGE (min 5 made) | .875 | (7-8) | Jaden Winston vs Sacred Heart (03/06/2025) |
| | .833 | (5-6) | Fraser Roxburgh vs Sacred Heart (03/06/2025) |
| 3 PT FG MADE | 5 | | Devin Dinkins vs Niagara (01/18/2025) |
| | 5 | | Will Sydnor vs Mount St. Mary's (01/10/2025) |
| 3 PT FG ATTEMPTS | 10 | | Shaquil Bender at Mount St. Mary's (01/25/2025) |
| | 10 | | Shaquil Bender at Maryland (11/04/2024) |
| 3 PT FG PERCENTAGE (min 2 made) | 1.000 | (2-2) | Devin Dinkins at Fairfield (02/16/2025) |
| | 1.000 | (2-2) | Jaden Winston at Virginia (11/26/2024) |
| | 1.000 | (2-2) | Devin Dinkins at FDU (11/17/2024) |
| FREE THROWS MADE | 11 | | Devin Dinkins vs Saint Peter's (02/08/2025) |
| | 10 | | Devin Dinkins at Mount St. Mary's (01/25/2025) |
| | 10 | | Devin Dinkins vs Fairfield (01/23/2025) |
| | 10 | | Devin Dinkins at Siena (01/03/2025) |
| FREE THROW ATTEMPTS | 11 | | Devin Dinkins vs Saint Peter's (02/08/2025) |
| | 11 | | Devin Dinkins at Mount St. Mary's (01/25/2025) |
| | 11 | | Devin Dinkins vs Fairfield (01/23/2025) |
| | 11 | | Devin Dinkins at Siena (01/03/2025) |
| FREE THROW PERCENTAGE (min 3 made) | 1.000 | (11-11) | Devin Dinkins vs Saint Peter's (02/08/2025) |
| | 1.000 | (8-8) | Devin Dinkins at Presbyterian (12/21/2024) |
| | 1.000 | (6-6) | Shaquil Bender vs Mercy (11/12/2024) |
| | 1.000 | (5-5) | Devin Dinkins vs Iona (01/31/2025) |
| | 1.000 | (5-5) | Wesley Robinson at Presbyterian (12/21/2024) |
| | 1.000 | (5-5) | Masiah Gilyard vs Army West Point (11/22/2024) |
| | 1.000 | (4-4) | Devin Dinkins vs Siena (03/08/2025) |
| | 1.000 | (4-4) | Masiah Gilyard at Niagara (03/02/2025) |
| | 1.000 | (4-4) | Devin Dinkins vs Quinnipiac (02/23/2025) |
| | 1.000 | (4-4) | Wesley Robinson vs Saint Peter's (02/08/2025) |
| | 1.000 | (4-4) | Shaquil Bender vs Saint Peter's (02/08/2025) |
| | 1.000 | (4-4) | Wesley Robinson at Merrimack (01/12/2025) |
| | 1.000 | (4-4) | Masiah Gilyard at Wagner (12/18/2024) |
| | 1.000 | (4-4) | Jaden Winston at Saint Peter's (12/06/2024) |
| | 1.000 | (4-4) | Wesley Robinson vs Le Moyne (11/29/2024) |
| | 1.000 | (4-4) | Devin Dinkins at Virginia (11/26/2024) |
| | 1.000 | (4-4) | Jaden Winston vs Fordham (11/15/2024) |
| | 1.000 | (4-4) | Devin Dinkins vs Mercy (11/12/2024) |
| | 1.000 | (3-3) | Wesley Robinson vs Siena (03/08/2025) |
| | 1.000 | (3-3) | Devin Dinkins at Niagara (03/02/2025) |
| REBOUNDS | 14 | | Will Sydnor at Sacred Heart (02/02/2025) |
| | 14 | | Masiah Gilyard at Sacred Heart (02/02/2025) |
| ASSISTS | 10 | | Jaden Winston at Wagner (12/18/2024) |
| | 8 | | Jaden Winston vs Iona (01/31/2025) |
| | 8 | | Jaden Winston vs Mercy (11/12/2024) |

2024-25 SUPERLATIVES

JASPER TEAM LOWS

| | | |
|------------------------------|--------------|----------------------------------|
| POINTS | 49 | at Maryland (11/04/2024) |
| | 60 | at Iona (02/21/2025) |
| | 62 | at Merrimack (01/12/2025) |
| | 65 | at Virginia (11/26/2024) |
| | 66 | Mount St. Mary's (01/10/2025) |
| FIELD GOALS MADE | 16 | at Maryland (11/04/2024) |
| | 19 | at Iona (02/21/2025) |
| FIELD GOAL ATTEMPTS | 48 | Niagara (01/18/2025) |
| | 50 | at Wagner (12/18/2024) |
| FIELD GOAL PERCENTAGE | .271 (16-59) | at Maryland (11/04/2024) |
| | .302 (19-63) | at Iona (02/21/2025) |
| 3 PT FG MADE | 5 | Merrimack (02/14/2025) |
| | 5 | at Saint Peter's (12/06/2024) |
| | 5 | at Maryland (11/04/2024) |
| 3 PT FG ATTEMPTS | 13 | Merrimack (02/14/2025) |
| | 16 | at Fairfield (02/16/2025) |
| 3 PT FG PERCENTAGE | .185 (5-27) | at Maryland (11/04/2024) |
| | .192 (5-26) | at Saint Peter's (12/06/2024) |
| FREE THROWS MADE | 1 | Mount St. Mary's (01/10/2025) |
| | 6 | at Merrimack (01/12/2025) |
| FREE THROW ATTEMPTS | 1 | Mount St. Mary's (01/10/2025) |
| | 8 | at Merrimack (01/12/2025) |
| FREE THROW PERCENTAGE | .615 (8-13) | at FDU (11/17/2024) |
| | .619 (13-21) | at Fairfield (02/16/2025) |
| REBOUNDS | 21 | Saint Peter's (02/08/2025) |
| | 26 | at Niagara (03/02/2025) |
| ASSISTS | 8 | at Maryland (11/04/2024) |
| | 11 | at Iona (02/21/2025) |
| | 11 | at Sacred Heart (02/02/2025) |
| | 11 | at Virginia (11/26/2024) |
| STEALS | 2 | at Canisius (02/28/2025) |
| | 2 | at Virginia (11/26/2024) |
| BLOCKED SHOTS | 0 | at Mount St. Mary's (01/25/2025) |
| | 0 | at Merrimack (01/12/2025) |
| | 0 | at Rider (01/05/2025) |
| | 0 | Army West Point (11/22/2024) |
| TURNOVERS | 4 | at Niagara (03/02/2025) |
| | 6 | Army West Point (11/22/2024) |
| FOULS | 9 | at Merrimack (01/12/2025) |
| | 10 | Sacred Heart (03/06/2025) |
| | 10 | Iona (01/31/2025) |

2024-25 SUPERLATIVES

OPPONENT TEAM LOWS

| | | | |
|------------------------------|----------------------------------|--------------------|---|
| POINTS | 55 64 65 65 66 66 | | Iona (01/31/2025) at Mount St. Mary's (01/25/2025) at Iona (02/21/2025) Niagara (01/18/2025) Siena (03/08/2025) at Wagner (12/18/2024) |
| FIELD GOALS MADE | 20 22 22 22 | | at Mount St. Mary's (01/25/2025) Siena (03/08/2025) Iona (01/31/2025) at Wagner (12/18/2024) |
| FIELD GOAL ATTEMPTS | 49 52 | | at Niagara (03/02/2025) Niagara (01/18/2025) |
| FIELD GOAL PERCENTAGE | .338 .343 | (22-65) (23-67) | Siena (03/08/2025) at Saint Peter's (12/06/2024) |
| 3 PT FG MADE | 4 5 5 | | Le Moyne (11/29/2024) Siena (03/08/2025) at Maryland (11/04/2024) |
| 3 PT FG ATTEMPTS | 14 14 | | Le Moyne (11/29/2024) at Virginia (11/26/2024) |
| 3 PT FG PERCENTAGE | .208 .217 | (5-24) (5-23) | Siena (03/08/2025) at Maryland (11/04/2024) |
| FREE THROWS MADE | 4 7 7 7 7 | | Iona (01/31/2025) Sacred Heart (03/06/2025) at Canisius (02/28/2025) at Fairfield (02/16/2025) at Sacred Heart (02/02/2025) |
| FREE THROW ATTEMPTS | 6 8 | | Iona (01/31/2025) at Fairfield (02/16/2025) |
| FREE THROW PERCENTAGE | .529 .563 | (9-17) (9-16) | at Iona (02/21/2025) Merrimack (02/14/2025) |
| REBOUNDS | 23 25 | | Mercy (11/12/2024) at Canisius (02/28/2025) |
| ASSISTS | 9 10 | | at Saint Peter's (12/06/2024) at Mount St. Mary's (01/25/2025) |
| STEALS | 2 3 | | at Niagara (03/02/2025) Army West Point (11/22/2024) |
| BLOCKED SHOTS | 0 0 | | at Fairfield (02/16/2025) at Wagner (12/18/2024) |
| TURNOVERS | 5 5 | | Sacred Heart (03/06/2025) Merrimack (02/14/2025) |
| FOULS | 9 10 | | Mount St. Mary's (01/10/2025) at Merrimack (01/12/2025) |

2024-25 STATISTICS

CATEGORY LEADERS

Points

| ## | Player | G | Pts | Pts/G |
|----|------------------|----|-----|-------|
| 9 | Sydnor, Will | 29 | 414 | 14.3 |
| 0 | Dinkins, Devin | 29 | 392 | 13.5 |
| 14 | Robinson, Wesley | 29 | 326 | 11.2 |
| 10 | Gilyard, Masiah | 29 | 322 | 11.1 |
| 1 | Bender, Shaquil | 29 | 321 | 11.1 |
| 2 | Winston, Jaden | 29 | 253 | 8.7 |
| 13 | Roxburgh, Fraser | 17 | 143 | 8.4 |
| 6 | Curry, Alijah | 17 | 19 | 1.1 |
| 21 | Ljubicic, Marko | 17 | 16 | 0.9 |
| 8 | Arora, Aryan | 5 | 3 | 0.6 |
| 11 | Lawlor, Michael | 7 | 3 | 0.4 |
| 3 | Berbano, John | 7 | 3 | 0.4 |

Scoring Average

| ## | Player | G | Pts | Pts/G |
|----|------------------|----|-----|-------|
| 9 | Sydnor, Will | 29 | 414 | 14.3 |
| 0 | Dinkins, Devin | 29 | 392 | 13.5 |
| 14 | Robinson, Wesley | 29 | 326 | 11.2 |
| 10 | Gilyard, Masiah | 29 | 322 | 11.1 |
| 1 | Bender, Shaquil | 29 | 321 | 11.1 |
| 2 | Winston, Jaden | 29 | 253 | 8.7 |
| 13 | Roxburgh, Fraser | 17 | 143 | 8.4 |
| 6 | Curry, Alijah | 17 | 19 | 1.1 |
| 21 | Ljubicic, Marko | 17 | 16 | 0.9 |
| 8 | Arora, Aryan | 5 | 3 | 0.6 |
| 11 | Lawlor, Michael | 7 | 3 | 0.4 |
| 3 | Berbano, John | 7 | 3 | 0.4 |

Field Goal Percentage

| ## | Player | FG | Att | Pct |
|----|------------------|-----|-----|-------|
| 8 | Arora, Aryan | 1 | 1 | 1.000 |
| 21 | Ljubicic, Marko | 7 | 12 | .583 |
| 13 | Roxburgh, Fraser | 52 | 98 | .531 |
| 10 | Gilyard, Masiah | 110 | 220 | .500 |
| 11 | Lawlor, Michael | 1 | 2 | .500 |
| 14 | Robinson, Wesley | 111 | 240 | .463 |
| 9 | Sydnor, Will | 156 | 342 | .456 |
| 6 | Curry, Alijah | 8 | 18 | .444 |
| 0 | Dinkins, Devin | 106 | 242 | .438 |
| 2 | Winston, Jaden | 90 | 214 | .421 |
| 1 | Bender, Shaquil | 128 | 346 | .370 |
| 3 | Berbano, John | 1 | 3 | .333 |

Field Goal Attempts

| ## | Player | G | Att | Att/G |
|----|------------------|----|-----|-------|
| 1 | Bender, Shaquil | 29 | 346 | 11.9 |
| 9 | Sydnor, Will | 29 | 342 | 11.8 |
| 0 | Dinkins, Devin | 29 | 242 | 8.3 |
| 14 | Robinson, Wesley | 29 | 240 | 8.3 |
| 10 | Gilyard, Masiah | 29 | 220 | 7.6 |

Field Goals Made

| ## | Player | G | Made | Made/G |
|----|------------------|----|------|--------|
| 9 | Sydnor, Will | 29 | 156 | 5.4 |
| 1 | Bender, Shaquil | 29 | 128 | 4.4 |
| 14 | Robinson, Wesley | 29 | 111 | 3.8 |
| 10 | Gilyard, Masiah | 29 | 110 | 3.8 |
| 0 | Dinkins, Devin | 29 | 106 | 3.7 |

3-Point FG Percentage

| ## | Player | 3FG | Att | Pct |
|----|------------------|-----|-----|-------|
| 3 | Berbano, John | 1 | 1 | 1.000 |
| 13 | Roxburgh, Fraser | 21 | 43 | .488 |
| 0 | Dinkins, Devin | 59 | 134 | .440 |
| 14 | Robinson, Wesley | 40 | 100 | .400 |
| 6 | Curry, Alijah | 2 | 5 | .400 |
| 9 | Sydnor, Will | 49 | 139 | .353 |
| 10 | Gilyard, Masiah | 22 | 65 | .338 |
| 2 | Winston, Jaden | 25 | 81 | .309 |
| 1 | Bender, Shaquil | 35 | 148 | .236 |

3-Point FG Attempts

| ## | Player | G | Att | Att/G |
|----|------------------|----|-----|-------|
| 1 | Bender, Shaquil | 29 | 148 | 5.1 |
| 9 | Sydnor, Will | 29 | 139 | 4.8 |
| 0 | Dinkins, Devin | 29 | 134 | 4.6 |
| 14 | Robinson, Wesley | 29 | 100 | 3.4 |
| 2 | Winston, Jaden | 29 | 81 | 2.8 |

3-Point FG Made

| ## | Player | G | Made | Made/G |
|----|------------------|----|------|--------|
| 0 | Dinkins, Devin | 29 | 59 | 2.0 |
| 9 | Sydnor, Will | 29 | 49 | 1.7 |
| 14 | Robinson, Wesley | 29 | 40 | 1.4 |
| 1 | Bender, Shaquil | 29 | 35 | 1.2 |
| 2 | Winston, Jaden | 29 | 25 | 0.9 |

2024-25 STATISTICS

CATEGORY LEADERS

Free Throw Percentage

| ## | Player | Made | Att | Pct |
|----|------------------|------|-----|-------|
| 21 | Ljubicic, Marko | 2 | 2 | 1.000 |
| 0 | Dinkins, Devin | 121 | 138 | .877 |
| 1 | Bender, Shaquil | 30 | 35 | .857 |
| 14 | Robinson, Wesley | 64 | 78 | .821 |
| 2 | Winston, Jaden | 48 | 64 | .750 |
| 10 | Gilyard, Masiah | 80 | 110 | .727 |
| 9 | Sydnor, Will | 53 | 85 | .624 |
| 13 | Roxburgh, Fraser | 18 | 29 | .621 |
| 6 | Curry, Alijah | 1 | 2 | .500 |
| 8 | Arora, Aryan | 1 | 2 | .500 |
| 11 | Lawlor, Michael | 1 | 2 | .500 |

Free Throw Attempts

| ## | Player | G | Att | Att/G |
|----|------------------|----|-----|-------|
| 0 | Dinkins, Devin | 29 | 138 | 4.8 |
| 10 | Gilyard, Masiah | 29 | 110 | 3.8 |
| 9 | Sydnor, Will | 29 | 85 | 2.9 |
| 14 | Robinson, Wesley | 29 | 78 | 2.7 |
| 2 | Winston, Jaden | 29 | 64 | 2.2 |

Free Throws Made

| ## | Player | G | Made | Made/G |
|----|------------------|----|------|--------|
| 0 | Dinkins, Devin | 29 | 121 | 4.2 |
| 10 | Gilyard, Masiah | 29 | 80 | 2.8 |
| 14 | Robinson, Wesley | 29 | 64 | 2.2 |
| 9 | Sydnor, Will | 29 | 53 | 1.8 |
| 2 | Winston, Jaden | 29 | 48 | 1.7 |

Rebounds

| ## | Player | G | Reb | Reb/G |
|----|------------------|----|-----|-------|
| 10 | Gilyard, Masiah | 29 | 210 | 7.2 |
| 9 | Sydnor, Will | 29 | 197 | 6.8 |
| 14 | Robinson, Wesley | 29 | 173 | 6.0 |
| 1 | Bender, Shaquil | 29 | 106 | 3.7 |
| 2 | Winston, Jaden | 29 | 99 | 3.4 |

Assists

| ## | Player | G | Ast | Ast/G |
|----|------------------|----|-----|-------|
| 2 | Winston, Jaden | 29 | 128 | 4.4 |
| 0 | Dinkins, Devin | 29 | 78 | 2.7 |
| 1 | Bender, Shaquil | 29 | 63 | 2.2 |
| 14 | Robinson, Wesley | 29 | 55 | 1.9 |
| 9 | Sydnor, Will | 29 | 45 | 1.6 |

Rebounds Average

| ## | Player | G | Reb | Reb/G |
|----|------------------|----|-----|-------|
| 10 | Gilyard, Masiah | 29 | 210 | 7.2 |
| 9 | Sydnor, Will | 29 | 197 | 6.8 |
| 14 | Robinson, Wesley | 29 | 173 | 6.0 |
| 13 | Roxburgh, Fraser | 17 | 71 | 4.2 |
| 1 | Bender, Shaquil | 29 | 106 | 3.7 |

Steals

| ## | Player | G | Stl | Stl/G |
|----|-----------------|----|-----|-------|
| 2 | Winston, Jaden | 29 | 58 | 2.0 |
| 10 | Gilyard, Masiah | 29 | 30 | 1.0 |
| 1 | Bender, Shaquil | 29 | 29 | 1.0 |
| 0 | Dinkins, Devin | 29 | 24 | 0.8 |
| 9 | Sydnor, Will | 29 | 20 | 0.7 |

Offensive Rebounds

| ## | Player | G | OReb | OReb/G |
|----|------------------|----|------|--------|
| 10 | Gilyard, Masiah | 29 | 100 | 3.4 |
| 14 | Robinson, Wesley | 29 | 52 | 1.8 |
| 9 | Sydnor, Will | 29 | 44 | 1.5 |
| 1 | Bender, Shaquil | 29 | 29 | 1.0 |
| 13 | Roxburgh, Fraser | 17 | 24 | 1.4 |

Blocked Shots

| ## | Player | G | Blk | Blk/G |
|----|------------------|----|-----|-------|
| 9 | Sydnor, Will | 29 | 33 | 1.1 |
| 14 | Robinson, Wesley | 29 | 16 | 0.6 |
| 10 | Gilyard, Masiah | 29 | 8 | 0.3 |
| 13 | Roxburgh, Fraser | 17 | 6 | 0.4 |
| 2 | Winston, Jaden | 29 | 5 | 0.2 |

Defensive Rebounds

| ## | Player | G | DReb | DReb/G |
|----|------------------|----|------|--------|
| 9 | Sydnor, Will | 29 | 153 | 5.3 |
| 14 | Robinson, Wesley | 29 | 121 | 4.2 |
| 10 | Gilyard, Masiah | 29 | 110 | 3.8 |
| 2 | Winston, Jaden | 29 | 87 | 3.0 |
| 1 | Bender, Shaquil | 29 | 77 | 2.7 |

Minutes

| ## | Player | G | Min | Min/G |
|----|-----------------|----|-----|-------|
| 2 | Winston, Jaden | 29 | 962 | 33:10 |
| 1 | Bender, Shaquil | 29 | 926 | 31:56 |
| 0 | Dinkins, Devin | 29 | 884 | 30:29 |
| 10 | Gilyard, Masiah | 29 | 867 | 29:54 |
| 9 | Sydnor, Will | 29 | 860 | 29:38 |

2024-25 SUPERLATIVES

OPPONENT GAME HIGHS

| | | | |
|---|-------|-------|--|
| POINTS | 28 | | Terrence Brown at FDU (11/17/2024) |
| | 24 | | Marcus Randolph vs Saint Peter's (02/08/2025) |
| | 24 | | Anquan Hill at Sacred Heart (02/02/2025) |
| | 24 | | Justice Shoats at Siena (01/03/2025) |
| | 24 | | Major Freeman at Siena (01/03/2025) |
| | 24 | | Josh Pascarelli vs Marist (12/08/2024) |
| FIELD GOALS MADE | 10 | | Adam Clark vs Merrimack (02/14/2025) |
| | 10 | | Marcus Randolph vs Saint Peter's (02/08/2025) |
| | 10 | | Terrence Brown at FDU (11/17/2024) |
| FIELD GOAL ATTEMPTS | 21 | | Gavin Doty vs Siena (03/08/2025) |
| | 21 | | Justice Shoats at Siena (01/03/2025) |
| | 21 | | Terrence Brown at FDU (11/17/2024) |
| FIELD GOAL PERCENTAGE (min 5 made) | 1.000 | (5-5) | Yaphet Moundi vs Iona (01/31/2025) |
| | .889 | (8-9) | Dwayne Koroma vs Le Moyne (11/29/2024) |
| 3 PT FG MADE | 6 | | Carl Parrish at Presbyterian (12/21/2024) |
| | 6 | | Japhet Medor vs Fordham (11/15/2024) |
| 3 PT FG ATTEMPTS | 13 | | Matt Becht vs Merrimack (02/14/2025) |
| | 12 | | Braden Sparks vs Fairfield (01/23/2025) |
| | 12 | | Matt Becht at Merrimack (01/12/2025) |
| 3 PT FG PERCENTAGE (min 2 made) | 1.000 | (2-2) | Zae Blake at Wagner (12/18/2024) |
| | 1.000 | (2-2) | Jaden Daughtry vs Marist (12/08/2024) |
| FREE THROWS MADE | 7 | | Gavin Doty at Siena (01/03/2025) |
| | 6 | | Kory Mincy at Presbyterian (12/21/2024) |
| | 6 | | Ocypher Owens vs Le Moyne (11/29/2024) |
| FREE THROW ATTEMPTS | 10 | | Gavin Doty at Siena (01/03/2025) |
| | 10 | | Zaakir Williamson at Saint Peter's (12/06/2024) |
| FREE THROW PERCENTAGE (min 3 made) | 1.000 | (5-5) | Peter Carey at Siena (01/03/2025) |
| | 1.000 | (5-5) | Major Freeman at Siena (01/03/2025) |
| | 1.000 | (4-4) | Gavin Doty vs Siena (03/08/2025) |
| | 1.000 | (4-4) | Amarri Monroe vs Quinnipiac (02/23/2025) |
| | 1.000 | (4-4) | Jahari Williamson vs Niagara (01/18/2025) |
| | 1.000 | (4-4) | Carmelo Pacheco vs Mount St. Mary's (01/10/2025) |
| | 1.000 | (4-4) | T.J. Weeks Jr. at Rider (01/05/2025) |
| | 1.000 | (4-4) | Kobe Stewart at Presbyterian (12/21/2024) |
| | 1.000 | (4-4) | Jackson Price vs Marist (12/08/2024) |
| | 1.000 | (4-4) | Elijah Lewis vs Marist (12/08/2024) |
| | 1.000 | (4-4) | Will Richardson vs Fordham (11/15/2024) |
| | 1.000 | (4-4) | Taj Chiles vs Mercy (11/12/2024) |
| | 1.000 | (3-3) | Tajae Jones vs Siena (03/08/2025) |
| | 1.000 | (3-3) | Adetokunbo Bakare vs Saint Peter's (02/08/2025) |
| | 1.000 | (3-3) | Jay Alvarez at Rider (01/05/2025) |
| | 1.000 | (3-3) | Carl Parrish at Presbyterian (12/21/2024) |
| | 1.000 | (3-3) | Ja'Kobi Gillespie at Maryland (11/04/2024) |
| REBOUNDS | 20 | | Derik Queen at Maryland (11/04/2024) |
| | 16 | | Amarri Monroe vs Quinnipiac (02/23/2025) |
| ASSISTS | 14 | | Mekhi Conner at Sacred Heart (02/02/2025) |
| | 10 | | Savion Lewis vs Quinnipiac (02/23/2025) |
| STEALS | 4 | | Khaden Bennett vs Quinnipiac (02/23/2025) |
| | 4 | | Terrell Ard Jr. vs Mount St. Mary's (01/10/2025) |
| | 4 | | Andrew Rohde at Virginia (11/26/2024) |
| | 4 | | Shedrach Makanjuola vs Mercy (11/12/2024) |
| BLOCKED SHOTS | 4 | | Alexis Reyes vs Quinnipiac (02/23/2025) |
| | 4 | | Josh Scovens vs Army West Point (11/22/2024) |

BOX SCORES



Official Basketball Box Score - Final
Manhattan at Maryland
11/04/24 XFINTY Center, College Park
2024-25 Men's Basketball

Game Time: 7:00 PM
Game Duration: 1:59
Attendance: 13,152

Officials: Jeffrey Anderson, Steve McKunkins, Alex Linds

Manhattan - 49

Record: 0-1

| NO. | Name | Min | FG M-A | 3P M-A | FT M-A | Rebounds OR DR TOT | Fouls PF FD | TP | AS | TO | ST | Blocks BS BA | +/- |
|--------|-----------------|---------|-----------|-----------|-----------|-----------------------|----------------|----|----|----|----|-----------------|-------|
| 9 | Will Sydnor | F 25:36 | 2-10 | 0-4 | 3-4 | 2 3 5 | 2 4 | 7 | 1 | 1 | 0 | 0 | -18 |
| 1 | Shaqul Bender | G 30:26 | 4-13 | 2-10 | 2-2 | 2 4 6 | 1 3 | 12 | 3 | 5 | 1 | 0 | -29 |
| 2 | Jaden Winston | G 28:32 | 1-6 | 0-2 | 2-2 | 0 0 0 | 2 2 | 4 | 1 | 2 | 0 | 0 | -19 |
| 10 | Masiah Gilyard | G 13:05 | 2-3 | 0-0 | 0-0 | 1 4 5 | 1 2 | 4 | 0 | 1 | 0 | 0 | -14 |
| 14 | Wesley Robinson | G 17:16 | 1-4 | 0-0 | 2-2 | 0 3 3 | 3 1 | 4 | 0 | 0 | 2 | 0 | -1 |
| 0 | Devin Dinkins | 31:23 | 3-10 | 2-5 | 2-2 | 0 2 2 | 1 2 | 10 | 1 | 0 | 0 | 0 | -19 |
| 6 | Alijah Curry | 11:14 | 0-2 | 0-1 | 0-1 | 1 3 4 | 1 1 | 0 | 0 | 1 | 0 | 0 | -1 |
| 13 | Fraser Roxburgh | 29:50 | 3-7 | 1-4 | 1-2 | 0 4 4 | 2 2 | 8 | 2 | 1 | 0 | 0 | -24 |
| 15 | Amaan Sandhu | 03:16 | 0-1 | 0-0 | 0-0 | 0 0 0 | 2 0 | 0 | 0 | 0 | 0 | 1 | -2 |
| 21 | Marko Ljubicic | 02:10 | 0-0 | 0-0 | 0-0 | 0 1 1 | 0 0 | 0 | 0 | 0 | 0 | 0 | -3 |
| 5 | Allen Myers | 03:40 | 0-1 | 0-0 | 0-0 | 0 0 0 | 0 0 | 0 | 0 | 0 | 0 | 1 | -2 |
| 3 | John Berbano | 02:38 | 0-1 | 0-0 | 0-0 | 0 0 0 | 0 0 | 0 | 0 | 0 | 0 | 0 | -3 |
| 11 | Michael Lawlor | 00:54 | 0-1 | 0-1 | 0-0 | 0 1 1 | 0 0 | 0 | 0 | 0 | 0 | 0 | 0 |
| Team | | | | | | 1 1 2 | | 0 | 1 | | | | |
| Totals | | | 16-59 | 5-27 | 12-15 | 7 26 33 | 15 17 | 49 | 8 | 12 | 3 | 2 | 9 -30 |

Technical Fouls: NONE

| Shooting By Period | | |
|---------------------|-------|-------|
| 1 st FG% | 10-27 | 37.0% |
| 3PT% | 4-11 | 36.4% |
| FT% | 4-4 | 100% |
| 2 nd FG% | 6-32 | 18.8% |
| 3PT% | 1-16 | 6.3% |
| FT% | 8-11 | 72.7% |
| GM FG% | 16-59 | 27.1% |
| 3PT% | 5-27 | 18.5% |
| FT% | 12-15 | 80.0% |

Dead Ball Rebounds: 1.0



Official Basketball Box Score - Final
Mercy at Manhattan
11/12/24 Draddy Gymnasium, Riverdale, NY
2024-25 Men's Basketball

Game Time: 7:00 PM
Game Duration: 1:50
Attendance: 582

Officials: Carl Luciano, Jason Bradwell, Randall Wells

Mercy - 71

Record: 0-2

| NO. | Name | Min | FG M-A | 3P M-A | FT M-A | Rebounds OR DR TOT | Fouls PF FD | TP | AS | TO | ST | Blocks BS BA | +/- |
|--------|--------------------|---------|-----------|-----------|-----------|-----------------------|----------------|----|----|----|----|-----------------|-------|
| 5 | Max Mitchell | F 20:57 | 1-4 | 1-4 | 0-0 | 0 1 1 | 1 0 | 3 | 0 | 2 | 0 | 0 | -14 |
| 24 | Shedrach Makaniolu | F 26:15 | 4-9 | 1-1 | 3-4 | 1 2 3 | 5 2 | 12 | 0 | 2 | 4 | 2 | -13 |
| 30 | Ethan Robertson | F 34:52 | 7-17 | 4-9 | 3-4 | 1 2 3 | 4 4 | 21 | 1 | 0 | 1 | 1 | -9 |
| 1 | Taj Chiles | G 35:59 | 5-11 | 1-2 | 4-4 | 0 2 2 | 4 5 | 15 | 8 | 0 | 2 | 0 | -15 |
| 2 | T.J. Holloway | G 32:51 | 2-8 | 2-3 | 0-0 | 1 4 5 | 0 0 | 6 | 3 | 1 | 0 | 2 | -22 |
| 15 | Zein Wahdan | 11:42 | 1-3 | 0-0 | 0-0 | 3 1 4 | 2 0 | 2 | 0 | 1 | 1 | 0 | 8 |
| 22 | James Connolly | 12:14 | 2-2 | 1-1 | 1-2 | 2 0 2 | 1 1 | 6 | 3 | 1 | 1 | 0 | -7 |
| 21 | Nathan Robertson | 14:05 | 0-1 | 0-0 | 1-2 | 0 1 1 | 2 1 | 1 | 1 | 0 | 0 | 0 | -10 |
| 3 | Camryn Reyes | 07:13 | 1-3 | 0-0 | 0-0 | 0 0 0 | 1 0 | 2 | 0 | 0 | 0 | 0 | -10 |
| 11 | Derek Long | 02:24 | 1-1 | 1-1 | 0-0 | 0 0 0 | 0 0 | 0 | 3 | 0 | 0 | 0 | 0 |
| 0 | Jamal Jacobs | 00:44 | 0-0 | 0-0 | 0-0 | 0 0 0 | 0 0 | 0 | 0 | 0 | 0 | 0 | 3 |
| 4 | Thomas Mandell | 00:44 | 0-0 | 0-0 | 0-0 | 0 0 0 | 0 0 | 0 | 0 | 1 | 0 | 0 | 2 |
| Team | | | | | | 1 1 2 | | 0 | 3 | | | | |
| Totals | | | 24-59 | 11-21 | 12-16 | 9 14 23 | 20 13 | 71 | 16 | 11 | 9 | 6 | 3 -17 |

Technical Fouls: NONE

| Shooting By Period | | |
|---------------------|-------|-------|
| 1 st FG% | 12-28 | 42.9% |
| 3PT% | 4-9 | 44.4% |
| FT% | 6-8 | 75% |
| 2 nd FG% | 12-31 | 38.7% |
| 3PT% | 7-12 | 58.3% |
| FT% | 6-8 | 75% |
| GM FG% | 24-59 | 40.7% |
| 3PT% | 11-21 | 52.4% |
| FT% | 12-16 | 75.0% |

Dead Ball Rebounds: 4.1

Maryland - 79

Record: 1-0

| NO. | Name | Min | FG M-A | 3P M-A | FT M-A | Rebounds OR DR TOT | Fouls PF FD | TP | AS | TO | ST | Blocks BS BA | +/- |
|--------|----------------------|---------|-----------|-----------|-----------|-----------------------|----------------|----|----|----|----|-----------------|-------|
| 9 | Selton Miguel | F 14:36 | 0-4 | 0-2 | 0-0 | 0 0 0 | 1 0 | 0 | 1 | 0 | 0 | 0 | 2 |
| 10 | Julian Reese | F 19:46 | 3-5 | 0-0 | 3-4 | 3 2 5 | 2 4 | 9 | 0 | 2 | 1 | 2 | 11 |
| 25 | Derek Queen | C 26:46 | 9-16 | 0-2 | 4-5 | 6 14 20 | 2 4 | 22 | 1 | 2 | 1 | 2 | 0 |
| 0 | JaKobi Gillespie | G 26:29 | 6-10 | 1-4 | 3-3 | 1 2 3 | 3 2 | 16 | 5 | 0 | 0 | 0 | 24 |
| 5 | DeShawn Harris-Smith | G 25:01 | 3-8 | 0-3 | 0-0 | 0 4 4 | 0 1 | 6 | 2 | 1 | 0 | 0 | 0 |
| 8 | Jaylon Young | 15:06 | 1-6 | 1-4 | 0-0 | 2 3 5 | 2 0 | 3 | 1 | 1 | 1 | 0 | 0 |
| 1 | Rodney Rice | 23:57 | 4-9 | 2-5 | 2-3 | 0 1 1 | 1 2 | 12 | 1 | 0 | 1 | 0 | 23 |
| 6 | Talara Gapare | 13:02 | 2-3 | 1-1 | 0-2 | 1 1 2 | 2 1 | 5 | 0 | 3 | 1 | 1 | 0 |
| 7 | Malachi Palmer | 11:47 | 2-3 | 0-0 | 0-0 | 1 3 4 | 2 1 | 4 | 0 | 0 | 1 | 0 | 20 |
| 22 | Jordan Geronimo | 11:45 | 1-2 | 0-0 | 0-0 | 1 2 3 | 0 0 | 2 | 1 | 0 | 1 | 2 | 0 |
| 4 | Braden Pierce | 05:23 | 0-0 | 0-0 | 0-0 | 1 2 3 | 2 0 | 0 | 1 | 0 | 0 | 1 | 2 |
| 13 | Chance Stephens | 03:48 | 0-2 | 0-2 | 0-0 | 0 0 0 | 0 0 | 0 | 0 | 0 | 0 | 0 | 1 |
| 0 | Ben Murphy | 01:40 | 0-1 | 0-0 | 0-0 | 0 0 0 | 0 0 | 0 | 0 | 0 | 0 | 0 | 2 |
| 30 | Lukas Sotell | 00:54 | 0-1 | 0-0 | 0-0 | 0 1 1 | 0 0 | 0 | 0 | 0 | 0 | 0 | 0 |
| Team | | | | | | 0 3 3 | | 0 | 1 | | | | |
| Totals | | | 31-70 | 5-23 | 12-17 | 16 38 54 | 17 15 | 79 | 13 | 10 | 7 | 9 | 2 -30 |

Technical Fouls: NONE

| Shooting By Period | | |
|---------------------|-------|-------|
| 1 st FG% | 11-30 | 36.7% |
| 3PT% | 2-11 | 18.2% |
| FT% | 7-10 | 70% |
| 2 nd FG% | 20-40 | 50.0% |
| 3PT% | 3-12 | 25.0% |
| FT% | 5-7 | 71.4% |
| GM FG% | 31-70 | 44.3% |
| 3PT% | 5-23 | 21.7% |
| FT% | 12-17 | 70.6% |

Dead Ball Rebounds: 2.0

Manhattan - 88

Record: 1-1

| NO. | Name | Min | FG M-A | 3P M-A | FT M-A | Rebounds OR DR TOT | Fouls PF FD | TP | AS | TO | ST | Blocks BS BA | +/- |
|--------|-----------------|---------|-----------|-----------|-----------|-----------------------|----------------|----|----|----|----|-----------------|-------|
| 9 | Will Sydnor | F 29:21 | 6-10 | 2-4 | 3-6 | 3 8 11 | 2 5 | 17 | 2 | 2 | 1 | 3 | 0 |
| 1 | Shaqul Bender | G 35:51 | 10-19 | 2-6 | 6-6 | 2 2 4 | 0 4 | 28 | 2 | 3 | 3 | 0 | 2 |
| 2 | Jaden Winston | G 29:13 | 4-10 | 1-3 | 0-0 | 2 1 3 | 3 3 | 9 | 8 | 2 | 1 | 0 | 2 |
| 10 | Masiah Gilyard | G 11:54 | 1-4 | 0-1 | 0-0 | 1 3 5 | 2 0 | 2 | 0 | 1 | 0 | 0 | -2 |
| 14 | Wesley Robinson | G 24:50 | 3-4 | 1-1 | 3-4 | 2 7 9 | 4 3 | 10 | 2 | 2 | 0 | 0 | 1 |
| 0 | Devin Dinkins | 26:22 | 4-6 | 3-5 | 4-4 | 1 2 3 | 3 1 | 15 | 0 | 1 | 0 | 0 | 9 |
| 6 | Alijah Curry | 12:55 | 0-2 | 0-0 | 0-0 | 0 0 0 | 1 1 | 0 | 0 | 1 | 0 | 0 | -5 |
| 13 | Fraser Roxburgh | 22:19 | 1-2 | 0-1 | 2-2 | 2 3 5 | 0 1 | 4 | 1 | 1 | 0 | 0 | 0 |
| 21 | Marko Ljubicic | 02:15 | 1-1 | 0-0 | 1-1 | 0 0 0 | 0 1 | 3 | 0 | 0 | 0 | 0 | -1 |
| 3 | John Berbano | 01:15 | 0-0 | 0-0 | 0-0 | 1 0 1 | 0 0 | 0 | 0 | 1 | 0 | 0 | -3 |
| 5 | Allen Myers | 01:15 | 0-1 | 0-0 | 0-0 | 0 0 0 | 0 0 | 0 | 0 | 1 | 0 | 0 | -3 |
| 22 | Daniel Hackett | 01:15 | 0-0 | 0-0 | 0-0 | 0 0 0 | 0 0 | 0 | 0 | 0 | 0 | 0 | -3 |
| 23 | Jackson Delaney | 01:15 | 0-1 | 0-1 | 0-0 | 0 0 0 | 0 0 | 0 | 0 | 0 | 1 | 0 | -3 |
| Team | | | | | | 3 0 3 | | 0 | 0 | | | | |
| Totals | | | 30-60 | 9-22 | 19-23 | 17 26 43 | 13 20 | 88 | 16 | 14 | 6 | 3 | 6 -17 |

Technical Fouls: NONE

| Shooting By Period | | |
|---------------------|-------|-------|
| 1 st FG% | 14-28 | 50.0% |
| 3PT% | 7-15 | 46.7% |
| FT% | 5-8 | 62.5% |
| 2 nd FG% | 16-32 | 50.0% |
| 3PT% | 2-7 | 28.6% |
| FT% | 14-15 | 93.3% |
| GM FG% | 30-60 | 50.0% |
| 3PT% | 9-22 | 40.9% |
| FT% | 19-23 | 82.6% |

Dead Ball Rebounds: 2.0

| | MAN | UMD |
|------------------|---------------------------|---------------------------|
| Biggest lead | 2 (1 st 19:32) | 30 (2 nd 1:23) |
| Best Scoring Run | 6 (1 st 6:58) | 9 (1 st 11:40) |
| Lead Changes | 1 | |
| Times Tied | 4 | |
| Time with Lead | 00:43 | 35:29 |

| Points from | MAN | UMD |
|---------------|-----|-----|
| Turnovers | 5 | 20 |
| Paint | 20 | 50 |
| Second Chance | 2 | 16 |
| Fast Breaks | 3 | 28 |
| Bench | 18 | 26 |

| Period by Period Scoring | | | |
|--------------------------|-----|-----|-----|
| | 1st | 2nd | TOT |
| MAN | 28 | 21 | 49 |
| UMD | 31 | 48 | 79 |



Official Basketball Box Score - Final
Fordham at Manhattan
11/15/24 Draddy Gymnasium, Riverdale
2024-25 Men's Basketball

Game Time: 7:00 PM
Game Duration: 2:07
Attendance: 1,504

Officials:

Fordham - 76

Record: 2-2

| NO. | Name | Min | FG M-A | 3P M-A | FT M-A | Rebounds OR DR TOT | Fouls PF FD | TP | AS | TO | ST | Blocks BS BA | +/- |
|--------|--------------------|---------|-----------|-----------|-----------|-----------------------|----------------|----|----|----|----|-----------------|------|
| 2 | Romard Dean | F 27:17 | 1-3 | 1-2 | 0-1 | 1 7 8 | 3 1 | 3 | 0 | 1 | 2 | 1 | -3 |
| 24 | Matt Zona | F 15:52 | 2-7 | 0-2 | 1-1 | 1 1 2 | 1 1 | 5 | 1 | 0 | 0 | 0 | 3 |
| 0 | Japhet Medor | G 26:03 | 8-15 | 6-8 | 1-2 | 0 2 2 | 5 3 | 23 | 0 | 2 | 3 | 0 | 0 |
| 1 | Will Richardson | G 34:32 | 3-13 | 2-9 | 4-4 | 2 4 6 | 3 2 | 12 | 3 | 2 | 2 | 0 | -4 |
| 15 | Jackie Johnson III | G 31:39 | 8-19 | 2-9 | 3-4 | 1 2 3 | 3 3 | 21 | 4 | 2 | 3 | 0 | 1 |
| 5 | Josh Rivera | 24:22 | 2-9 | 0-2 | 0-0 | 1 1 2 | 2 0 | 4 | 1 | 1 | 0 | 0 | -5 |
| 30 | Abdou Tsimbila | 23:33 | 3-4 | 0-0 | 0-0 | 5 4 9 | 2 1 | 6 | 0 | 2 | 0 | 1 | -6 |
| 13 | Zach Riley | 16:30 | 0-2 | 0-2 | 2-2 | 0 4 4 | 3 2 | 2 | 4 | 0 | 1 | 0 | 2 |
| 8 | Ryan Pettis | 00:12 | 0-0 | 0-0 | 0-0 | 0 0 0 | 0 0 | 0 | 0 | 0 | 0 | 0 | -2 |
| Team | | | | | | 2 0 2 | | 0 | 0 | | | | |
| Totals | | | 27-72 | 11-34 | 11-14 | 13 25 38 | 22 13 | 76 | 13 | 10 | 11 | 2 | 4 -2 |

Technical Fouls: Richardson 2nd 18:09

| Shooting By Period | | |
|---------------------|-------|-------|
| 1 st FG% | 10-33 | 30.3% |
| 3PT% | 5-18 | 27.8% |
| FT% | 3-4 | 75% |
| 2 nd FG% | 17-39 | 43.6% |
| 3PT% | 6-16 | 37.5% |
| FT% | 8-10 | 80% |
| GM FG% | 27-72 | 37.5% |
| 3PT% | 11-34 | 32.4% |
| FT% | 11-14 | 78.6% |

Dead Ball Rebounds: 1.0

Manhattan - 78

Record: 2-1

| NO. | Name | Min | FG M-A | 3P M-A | FT M-A | Rebounds OR DR TOT | Fouls PF FD | TP | AS | TO | ST | Blocks BS BA | +/- | |
|--------|-----------------|---------|-----------|-----------|-----------|-----------------------|----------------|----|----------|----|-------|-----------------|---------------|--|
| 9 | Will Sydnor | F 26:18 | 9-14 | 2-5 | 4-9 | 1 3 4 | 5 5 0 | 24 | 1 | 1 | 0 | 1 | 0 3 | |
| 1 | Shaquil Bender | G 21:11 | 4-14 | 1-6 | 0-0 | 2 3 5 | 5 0 9 | 2 | 2 | 0 | 0 | 0 | 0 9 | |
| 2 | Jaden Winston | G 36:33 | 1-12 | 0-2 | 4-4 | 2 4 6 | 3 4 6 | 7 | 3 | 2 | 1 | 1 | 1 3 | |
| 10 | Masihli Gilyard | G 26:31 | 4-10 | 0-0 | 2-2 | 4 5 9 | 0 2 10 | 2 | 1 | 2 | 0 | 0 | -2 | |
| 14 | Wesley Robinson | G 26:02 | 2-5 | 1-2 | 1-3 | 2 2 4 | 4 2 6 | 1 | 4 | 2 | 1 | 0 | -1 | |
| 6 | Devin Dinkins | 31:55 | 1-3 | 1-3 | 8-9 | 0 4 4 | 1 7 11 | 3 | 0 | 0 | 0 | 0 | 1 | |
| 6 | Allijah Curry | 10:44 | 1-2 | 0-0 | 1 1 2 | 0 0 0 | 2 0 1 | 0 | 1 | 1 | 0 | 0 | 0 | |
| 21 | Fraser Roxburgh | 17:06 | 4-6 | 1-1 | 1 1 2 | 3 5 0 | 1 10 | 1 | 0 | 1 | 1 | 1 | 0 | |
| 23 | Marko Ljubic | 00:40 | 0-0 | 0-0 | 0-0 | 0 0 0 | 0 0 0 | 0 | 0 | 0 | 0 | 0 | -3 | |
| Team | | | | | 1 8 9 | | | | 0 | | | | | |
| Totals | | | 26-62 | | 6-19 | | 20-28 | | 15 34 49 | | 15 21 | | 78 17 7 4 2 2 | |

BOX SCORES



Official Basketball Box Score - Final
Army West Point at Manhattan
11/22/24 Draddy Gymnasium, Riverdale, NY
2024-25 Men's Basketball

Game Time: 7:00 PM
Game Duration: 1:48
Attendance: 1,106

Officials: Adam Vanderburgh, Ryan Corbett, Vasil Mallos

| Army West Point - 79 | | | Record: 3-3 | | | | | | | | | | | | |
|----------------------|-----------------|---------|-------------|-----------|-----------|-----------------------|----------------|-------|----|----|----|-----------------|-----|----|----|
| NO. | | Min | FG M-A | 3P M-A | FT M-A | Rebounds OR DR TOT | Fouls PF FD | TP | AS | TO | ST | Blocks BS BA | +/- | | |
| 4 | Josh Scovens | F 32:10 | 5-17 | 1-3 | 4-6 | 2 3 5 | 1 5 | 15 | 5 | 1 | 0 | 4 | 0 | 4 | |
| 55 | AJ Allenspach | F 28:18 | 6-7 | 0-0 | 3-5 | 6 7 13 | 3 3 | 15 | 2 | 2 | 0 | 0 | 0 | 5 | |
| 1 | Jalen Rucker | G 29:04 | 7-14 | 4-7 | 2-2 | 0 3 3 | 1 0 | 20 | 2 | 1 | 2 | 0 | 0 | 4 | |
| 2 | Ryan Curry | G 32:19 | 2-5 | 2-4 | 0-0 | 0 4 4 | 1 0 | 6 | 7 | 4 | 0 | 1 | 0 | -6 | |
| 31 | Blake Barker | G 29:05 | 3-5 | 1-1 | 0-0 | 0 1 1 | 2 2 | 7 | 3 | 1 | 0 | 0 | 0 | -1 | |
| 0 | Isaiah Caldwell | 14:41 | 1-4 | 0-1 | 0-0 | 0 3 3 | 0 1 | 2 | 2 | 2 | 0 | 0 | 0 | 0 | |
| 13 | Kendall Hailey | 12:53 | 1-1 | 1-1 | 0-0 | 1 2 3 | 2 0 | 3 | 1 | 1 | 1 | 0 | 0 | -4 | |
| 15 | Jorn Everson | 11:31 | 3-5 | 0-1 | 0-0 | 0 1 1 | 1 0 | 6 | 2 | 1 | 0 | 0 | 0 | -4 | |
| 10 | Jacen Holloway | 07:50 | 2-3 | 1-1 | 0-0 | 0 1 1 | 1 0 | 5 | 0 | 0 | 0 | 0 | 0 | -5 | |
| 22 | Kevin McCarthy | 02:10 | 0-0 | 0-0 | 0-0 | 0 0 0 | 0 0 | 0 | 0 | 0 | 0 | 0 | 0 | 2 | |
| Team | | | | | | 0 4 4 | | 0 | | 0 | | | | | |
| Totals | | | | 30-61 | 10-19 | 9-13 | 9 29 38 | 12 11 | 79 | 24 | 13 | 3 | 5 | 0 | -1 |

Technical Fouls:NONE

| Shooting By Period | | |
|---------------------|-------|-------|
| 1 st FG% | 15-35 | 42.9% |
| 3PT% | 4-11 | 36.4% |
| FT% | 4-6 | 66.7% |
| 2 nd FG% | 15-26 | 57.7% |
| 3PT% | 6-8 | 75.0% |
| FT% | 5-7 | 71.4% |
| GM FG% | 30-61 | 49.2% |
| 3PT% | 10-19 | 52.6% |
| FT% | 9-13 | 69.2% |

Dead Ball Rebounds: 2, 0



Official Basketball Box Score - Final
Manhattan at Virginia
11/26/24 John Paul Jones Arena, Charlottesville
Virginia vs Manhattan Men's Basketball

Game Time: 7:00 PM
Game Duration: 1:52
Attendance: 12,347

Officials: Lee Cassell, Tim Clougherty, Clare Aubry

| Manhattan - 65 | | | Record: 3-3 | | | | | | | | | | | | |
|----------------|-----------------|---------|-------------|-----------|-----------|-----------------------|----------------|----|----|----|----|-----------------|-----|--|--|
| NO. | Name | Min | FG M-A | 3P M-A | FT M-A | Rebounds OR DR TOT | Fouls PF FD | TP | AS | TO | ST | Blocks BS BA | +/- | | |
| 9 | Will Sydnor | F 29:49 | 2-6 | 1-2 | 0-0 | 1 6 7 | 2 0 | 5 | 0 | 2 | 0 | 0 | -14 | | |
| 1 | Shaquil Bender | G 38:32 | 4-12 | 1-4 | 0-0 | 0 1 1 | 2 1 | 9 | 1 | 3 | 1 | 0 | -7 | | |
| 2 | Jaden Winston | G 25:55 | 2-3 | 2-2 | 0-0 | 0 2 2 | 5 2 | 6 | 2 | 4 | 0 | 1 | -14 | | |
| 10 | Masiah Gilyard | G 25:43 | 4-9 | 0-3 | 2-3 | 5 2 7 | 4 4 | 10 | 2 | 0 | 0 | 0 | -7 | | |
| 14 | Wesley Robinson | G 30:06 | 4-6 | 2-3 | 2-3 | 2 3 5 | 2 3 | 12 | 2 | 3 | 0 | 0 | -5 | | |
| 0 | Devin Dinkins | 28:45 | 3-7 | 1-4 | 4-4 | 0 3 3 | 0 3 | 11 | 1 | 1 | 1 | 0 | -1 | | |
| 13 | Fraser Roxburgh | 16:40 | 3-9 | 3-7 | 0-0 | 1 2 3 | 0 0 | 9 | 3 | 1 | 0 | 0 | 2 | | |
| 6 | Alijah Curry | 04:05 | 1-1 | 1-1 | 0-0 | 1 0 1 | 2 0 | 3 | 0 | 0 | 0 | 0 | 1 | | |
| 21 | Marko Ljubicic | 00:25 | 0-0 | 0-0 | 0-0 | 0 0 0 | 0 0 | 0 | 0 | 0 | 0 | 0 | 0 | | |
| Team | | | | | | 0 2 2 | | 0 | | 0 | | | | | |
| Totals | | | 23-53 | 11-26 | 8-10 | 10 21 31 | 17 13 | 65 | 11 | 14 | 2 | 1 | -9 | | |

Technical Fouls:NONE

| Virginia - 74 | | | | | | | | | | | | | Record: 4-2 | | | | | | | | | | | | |
|---------------|-----------------|---------|-----------|-----------|-----------|-----------------------|----------------|----|----|----|----|-----------------|-------------------------|-------|-------|-------|--|--|--|--|--|--|--|--|--|
| NO. | Name | Min | FG M-A | 3P M-A | FT M-A | Rebounds OR DR TOT | Fouls PF FD | TP | AS | TO | ST | Blocks BS BA | +/- | | | | | | | | | | | | |
| 0 | Blake Buchanan | F 21:00 | 5-9 | 0-1 | 1-4 | 2 3 5 | 2 5 | 11 | 2 | 0 | 0 | 0 | 1 | | | | | | | | | | | | |
| 2 | Elijah Saunders | F 33:29 | 4-10 | 0-2 | 0-1 | 1 5 6 | 1 1 | 8 | 2 | 2 | 2 | 0 | 0 | | | | | | | | | | | | |
| 4 | Andrew Rohde | G 36:14 | 6-9 | 0-1 | 2-2 | 0 2 2 | 0 3 | 14 | 2 | 1 | 4 | 0 | 1 | | | | | | | | | | | | |
| 7 | Dai Dai Ames | G 30:59 | 3-7 | 2-3 | 2-2 | 1 0 1 | 5 3 | 10 | 5 | 2 | 2 | 0 | 0 | | | | | | | | | | | | |
| 11 | Isaac McKneely | G 37:19 | 5-10 | 3-4 | 5-6 | 0 5 5 | 2 4 | 18 | 2 | 1 | 2 | 0 | 0 | | | | | | | | | | | | |
| 23 | T.J Power | 06:16 | 1-2 | 1-2 | 0-0 | 0 0 0 | 0 0 | 3 | 0 | 0 | 1 | 0 | 0 | | | | | | | | | | | | |
| 5 | Jacob Cofie | 18:57 | 5-7 | 0-1 | 0-0 | 3 2 5 | 1 1 | 10 | 0 | 2 | 1 | 2 | 0 | | | | | | | | | | | | |
| 10 | Taine Murray | 15:46 | 0-0 | 0-0 | 0-0 | 0 0 0 | 2 0 | 0 | 2 | 0 | 0 | 0 | 0 | | | | | | | | | | | | |
| Team | | | | | | 0 4 4 | | 0 | | 0 | | | | | | | | | | | | | | | |
| Totals | | | 29-54 | 6-14 | 10-15 | 7 21 28 | 13 17 | 74 | 15 | 8 | 12 | 2 1 | 9 | | | | | | | | | | | | |
| | | | | | | | | | | | | | Shooting By Period | | | | | | | | | | | | |
| | | | | | | | | | | | | | 1st | FG% | 17-28 | 60.7% | | | | | | | | | |
| | | | | | | | | | | | | | 2nd | FG% | 4-9 | 44.4% | | | | | | | | | |
| | | | | | | | | | | | | | 3rd | FG% | 0-3 | 0% | | | | | | | | | |
| | | | | | | | | | | | | | 4th | FG% | 12-26 | 46.2% | | | | | | | | | |
| | | | | | | | | | | | | | 5th | FG% | 2-5 | 40.0% | | | | | | | | | |
| | | | | | | | | | | | | | OT | FG% | 10-12 | 83.3% | | | | | | | | | |
| | | | | | | | | | | | | | GM | FG% | 29-54 | 53.7% | | | | | | | | | |
| | | | | | | | | | | | | | FT% | 6-14 | 42.9% | | | | | | | | | | |
| | | | | | | | | | | | | | 3PT% | 10-15 | 66.7% | | | | | | | | | | |
| | | | | | | | | | | | | | Dead Ball Rebounds: 2/0 | | | | | | | | | | | | |

Technical Fouls:NONE

| MAN | | UVA | | Points from Turnovers | | MAN | | UVA | | Period by Period Scoring | |
|------------------|---------------------------|----------------------------|--|-----------------------|----|-----|--|-----------------|-----------------|--------------------------|----|
| Biggest lead | 0 (1 st 20:00) | 16 (2 nd 17:24) | | 5 | 25 | | | 1 st | 2 nd | TOT | |
| Best Scoring Run | 8 (2 nd 14:14) | 11 (2 nd 17:24) | | 22 | 42 | | | MAN | 31 | 34 | 65 |
| Lead Changes | 0 | | | 11 | 10 | | | | | | |
| Times Tied | 0 | | | 5 | 7 | | | UVA | 38 | 36 | 74 |
| Time with Lead | 00:00 | 39:30 | | 23 | 13 | | | | | | |



Official Basketball Box Score - Final
Le Moyne at Manhattan
11/22/24 Draddy Gymnasium, Riverdale, NY
2024-25 Men's Basketball

Game Time: 7:00 PM
Game Duration: 2:05
Attendance: 450

Officials: Evon Burroughs, Edward Corbett Jr., Michael Luckie

| Le Moyne - 81 | | | Record: 3-6 | | | | | | | | | | | | | | |
|-----------------------|-------------------|---------|-------------|-----------|-----------|-----------------------|----|----------------|----|----|----|----|-----------------|-----|---|----|----|
| NO. | Name | Min | FG M-A | 3P M-A | FT M-A | Rebounds OR DR TOT | | Fouls PF FD | TP | AS | TO | ST | Blocks BS BA | +/- | | | |
| 3 | Dwayne Koroma | F 21:45 | 8-9 | 1-2 | 0-0 | 0 | 5 | 5 | 5 | 0 | 17 | 5 | 3 | 1 | 0 | 6 | |
| 24 | Ocypher Owens | F 37:53 | 6-8 | 0-1 | 6-9 | 2 | 7 | 9 | 1 | 5 | 18 | 6 | 1 | 1 | 0 | 6 | |
| 1 | Darrick Jones Jr. | G 25:26 | 2-6 | 0-3 | 0-0 | 1 | 2 | 3 | 3 | 0 | 4 | 0 | 0 | 1 | 1 | 0 | |
| 4 | Zek Tekin | G 37:49 | 6-12 | 0-2 | 4-7 | 0 | 5 | 5 | 4 | 7 | 16 | 8 | 5 | 3 | 0 | -1 | |
| 11 | Robby Carmody | G 30:51 | 6-10 | 2-3 | 2-2 | 0 | 2 | 2 | 3 | 2 | 16 | 0 | 3 | 3 | 1 | -2 | |
| 15 | Nate Fouts | 18:59 | 1-4 | 0-1 | 0-0 | 0 | 2 | 2 | 3 | 1 | 2 | 1 | 0 | 0 | 3 | -2 | |
| 7 | Trent Mosquera | 06:54 | 0-0 | 0-0 | 0-0 | 0 | 0 | 0 | 0 | 0 | 0 | 1 | 0 | 1 | 0 | 2 | |
| 0 | AJ Dancier | 20:23 | 3-4 | 1-2 | 1-3 | 1 | 2 | 3 | 2 | 3 | 8 | 2 | 1 | 0 | 0 | 1 | |
| Team | | | | | | 0 | 1 | 1 | | 0 | | 0 | | | | | |
| Totals | | | 32-53 | 4-14 | 13-21 | 4 | 26 | 30 | 21 | 18 | 81 | 22 | 14 | 9 | 7 | 1 | -4 |
| Technical Fouls: NONE | | | | | | | | | | | | | | | | | |

Technical Fouls:NONE

| Shooting By Period | | |
|---------------------|-------|-------|
| 1 st FG% | 15-26 | 57.7% |
| 3PT% | 1-4 | 25.0% |
| FT% | 7-11 | 63.6% |
| 2 nd FG% | 17-27 | 63.0% |
| 3PT% | 3-10 | 30.0% |
| FT% | 6-10 | 60% |
| GM FG% | 32-53 | 60.4% |
| 3PT% | 4-14 | 28.6% |
| FT% | 13-21 | 61.9% |

Dead Ball Rebounds: 3, 1

| Manhattan - 77 | | | Record: 3-4 | | | | | | | | | | | | |
|----------------|-----------------|---------|-------------|-----------|-----------|-----------------------|----------------|----|----|----|----|-----------------|-----|-----|--|
| NO. | Name | Min | FG M-A | 3P M-A | FT M-A | Rebounds OR DR TOT | Fouls PF FD | TP | AS | TO | ST | Blocks BS BA | +/- | | |
| 9 | Will Sydnor | F 35:03 | 6-11 | 2-4 | 6-8 | 4 2 6 | 2 5 | 20 | 1 | 2 | 2 | 1 | 1 | -7 | |
| 1 | Shaquil Bender | G 34:16 | 5-20 | 1-9 | 2-2 | 1 4 5 | 1 2 | 13 | 0 | 4 | 2 | 0 | 0 | -5 | |
| 2 | Jaden Winston | G 30:57 | 3-6 | 0-3 | 7-8 | 0 3 3 | 4 5 | 13 | 6 | 3 | 1 | 0 | 0 | 0 | |
| 10 | Masiah Gilyard | G 33:43 | 1-7 | 0-3 | 1-3 | 6 2 8 | 1 3 | 3 | 2 | 1 | 1 | 0 | 1 | 0 | |
| 14 | Wesley Robinson | G 24:44 | 3-8 | 2-6 | 4-4 | 2 5 7 | 4 4 | 12 | 2 | 0 | 0 | 0 | 1 | 5 | |
| 0 | Devin Dinkins | 22:52 | 4-9 | 3-5 | 1-1 | 1 2 3 | 4 1 | 12 | 2 | 3 | 0 | 0 | 0 | -6 | |
| 13 | Fraser Roxburgh | 15:28 | 1-2 | 0-1 | 2-2 | 0 2 2 | 1 1 | 4 | 0 | 1 | 0 | 0 | 0 | -10 | |
| 6 | Alijah Curry | 02:57 | 0-0 | 0-0 | 0-0 | 0 2 2 | 1 0 | 0 | 0 | 0 | 0 | 0 | 0 | 3 | |
| Team | | | | | | 1 0 1 | | 0 | | 0 | | | | | |
| Totals | | | 23-63 | 8-31 | 23-28 | 15 22 37 | 18 21 | 77 | 13 | 14 | 8 | 1 | 7 | -4 | |

Technical Fouls:NONE

| LEM | | MAN | | Points from Turnovers | | LEM | | MAN | | Period by Period Scoring | |
|------------------|----------------------------|---------------------------|--|-----------------------|----|-----|--|-----------------|-----------------|--------------------------|----|
| Biggest lead | 16 (2 nd 13:31) | 0 (1 st 20:00) | | 13 | 14 | | | 1 st | 2 nd | TOT | |
| Best Scoring Run | 9 (1 st 8:56) | 6 (1 st 8:26) | | 54 | 24 | | | LEM | 38 | 43 | 81 |
| Lead Changes | 0 | | | 1 | 11 | | | | | | |
| Times Tied | 5 | | | 8 | 7 | | | MAN | 26 | 51 | 77 |
| Time with Lead | 37:11 | 00:00 | | 10 | 16 | | | | | | |



Official Basketball Box Score - Final
Manhattan at Saint Peter's
12/06/24 Yantel Center, Jersey City
2024-25 Men's Basketball

Game Time: 7:00 PM
Game Duration: 2:18
Attendance: 688

Officials:

| Manhattan - 70 | | | | | | | | | | | | | Record: 4-4 (1-0) | | | | | | | | | | | | |
|----------------|-----------------|---------|-----------|-----------|-----------|-----------------------|----------------|----|----|----|----|-----------------|-------------------|--|--|--|--|--|--|--|--|--|--|--|--|
| NO. Name | | Min | FG M-A | 3P M-A | FT M-A | Rebounds OR DR TOT | Fouls PF FD | TP | AS | TO | ST | Blocks BS BA | +/- | | | | | | | | | | | | |
| 9 | Will Sydnor | F 27:14 | 7-11 | 2-5 | 0-0 | 1 6 7 | 3 0 | 16 | 2 | 2 | 0 | 3 0 | -4 | | | | | | | | | | | | |
| 1 | Shaquil Bender | G 25:28 | 2-10 | 0-2 | 2-2 | 2 3 5 | 2 1 | 6 | 0 | 1 | 0 | 0 1 | -2 | | | | | | | | | | | | |
| 2 | Jaden Winston | G 37:45 | 3-8 | 0-4 | 4-4 | 0 2 2 | 2 2 | 10 | 4 | 3 | 2 | 0 0 | 3 | | | | | | | | | | | | |
| 10 | Masiah Gilyard | G 23:17 | 2-5 | 0-2 | 5-6 | 2 3 5 | 2 4 | 9 | 3 | 1 | 0 | 2 1 | 1 | | | | | | | | | | | | |
| 14 | Wesley Robinson | G 28:39 | 3-10 | 1-4 | 1-4 | 2 7 9 | 1 4 | 8 | 0 | 1 | 0 | 2 2 | -4 | | | | | | | | | | | | |
| 0 | Devin Dinkins | 30:35 | 1-5 | 0-3 | 2-3 | 1 4 5 | 2 4 | 4 | 1 | 0 | 2 | 0 0 | 12 | | | | | | | | | | | | |
| 13 | Fraser Roxburgh | 27:03 | 7-13 | 2-6 | 1-2 | 3 2 5 | 2 4 | 17 | 2 | 1 | 0 | 0 0 | 9 | | | | | | | | | | | | |
| Team | | | | | | 2 3 5 | | 0 | | 2 | | | | | | | | | | | | | | | |
| Totals | | | 25-62 | 5-26 | 15-21 | 13 30 43 | 14 19 | 70 | 12 | 10 | 4 | 7 4 | 3 | | | | | | | | | | | | |

| Shooting By Period | | | |
|--------------------|------|-------|-------|
| 1 st | FG% | 15-34 | 44.1% |
| | 3PT% | 2-9 | 22.2% |
| | FT% | 3-5 | 60.0% |
| 2 nd | FG% | 10-28 | 35.7% |
| | 3PT% | 3-17 | 17.6% |
| | FT% | 12-16 | 75% |
| GM | FG% | 25-62 | 40.3% |
| | 3PT% | 5-26 | 19.2% |
| | FT% | 15-21 | 71.4% |

Dead Ball Rebounds: 3 0

| | | | | | | | | | | | | |
|-----------------------|--|--|--|--|--|--|--|--|--|--|--|--|
| Technical Fouls: NONE | | | | | | | | | | | | |
| Saint Peter's - 67 | | | | | | | | | | | | |
| Record: 4-4 (0-1) | | | | | | | | | | | | |

Technical

BOX SCORES



Official Basketball Box Score - Final
Marist at Manhattan
12/08/24 Draddy Gymnasium, Riverdale
2024-25 Men's Basketball

Game Time: 2:00 PM
Game Duration: 1:55
Attendance: 156

Officials:

| Marist - 82 | | | Record: 6-2 (2-0) | | | | | | | | | | | | |
|-------------|-----------------------|---------|-------------------|-----------|-----------|-----------------------|----------------|----|----|----|----|-----------------|-----|--|--|
| NO. | Name | Min | FG M-A | 3P M-A | FT M-A | Rebounds OR DR TOT | Fouls PF FD | TP | AS | TO | ST | Blocks BS BA | +/- | | |
| 11 | Jaden Daughtry | F 24:05 | 5-6 | 2-2 | 0-0 | 0 3 3 | 3 1 | 12 | 2 | 5 | 2 | 1 0 | 6 | | |
| 24 | Jackson Price | F 26:16 | 3-6 | 0-2 | 4-4 | 0 2 2 | 0 3 | 10 | 2 | 1 | 1 | 0 0 | 11 | | |
| 0 | Jadin Collins-Roberts | G 35:32 | 2-5 | 0-1 | 2-2 | 2 3 5 | 1 4 | 6 | 4 | 3 | 0 | 0 0 | 3 | | |
| 5 | Josh Pascarelli | G 34:05 | 9-14 | 4-7 | 2-2 | 2 4 6 | 1 4 | 24 | 4 | 2 | 1 | 0 1 | 11 | | |
| 13 | Elijah Lewis | G 34:41 | 7-12 | 0-1 | 4-4 | 1 7 8 | 1 2 | 18 | 3 | 0 | 2 | 1 1 | 15 | | |
| 2 | Caleb Mackrey | 11:12 | 0-1 | 0-0 | 0-1 | 1 1 1 | 3 1 | 0 | 1 | 0 | 0 | 0 0 | -2 | | |
| 15 | Parby Kabamba | 05:50 | 0-1 | 0-0 | 0-0 | 1 1 1 | 1 0 | 0 | 0 | 2 | 0 | 0 0 | -5 | | |
| 25 | Tarik Watson | 02:21 | 0-0 | 0-0 | 0-0 | 0 0 0 | 1 0 | 0 | 0 | 0 | 0 | 0 0 | -9 | | |
| 7 | Martin Kawa | 01:32 | 0-1 | 0-1 | 0-0 | 0 0 0 | 0 0 | 0 | 0 | 0 | 0 | 0 0 | -6 | | |
| 1 | Jason Schofield | 11:23 | 6-10 | 0-0 | 0-0 | 3 2 5 | 1 0 | 12 | 0 | 0 | 0 | 0 2 | 5 | | |
| 10 | Trace Salton | 10:05 | 0-1 | 0-1 | 0-0 | 1 0 1 | 2 0 | 0 | 0 | 0 | 0 | 0 0 | 6 | | |
| 4 | Travis Roberts | 02:58 | 0-1 | 0-0 | 0-0 | 0 0 0 | 0 0 | 0 | 0 | 0 | 0 | 0 0 | 0 | | |
| Team | | | | | | 1 0 1 | | 0 | | 0 | | | | | |
| Totals | | | 32-58 | 6-16 | 12-12 | 10 23 33 | 14 15 | 82 | 16 | 13 | 6 | 2 4 | 7 | | |

Technical Fouls:NONE

| Manhattan - 75 | | | Record: 4-5 (1-1) | | | | | | | | | | | | |
|----------------------------------|-----------------|---------|-------------------|-----------|-----------|-----------------------|----------------|----|----|----|----|-----------------|-----|-----|--|
| NO. | Name | Min | FG M-A | 3P M-A | FT M-A | Rebounds OR DR TOT | Fouls PF FD | TP | AS | TO | ST | Blocks BS BA | +/- | | |
| 9 | Will Sydnor | F 32:40 | 6-14 | 4-7 | 1-2 | 0 3 3 | 4 2 | 17 | 2 | 3 | 1 | 2 | 0 | -5 | |
| 1 | Shaquil Bender | G 27:30 | 2-9 | 1-4 | 2-2 | 0 3 3 | 2 1 | 7 | 2 | 2 | 1 | 1 | 1 | -1 | |
| 2 | Jaden Winston | G 24:46 | 6-9 | 0-1 | 1-2 | 1 1 2 | 4 3 | 13 | 5 | 1 | 3 | 0 | 0 | -8 | |
| 10 | Masiah Gilyard | G 26:30 | 4-7 | 1-1 | 4-5 | 4 2 6 | 2 3 | 13 | 0 | 1 | 0 | 1 | 0 | -4 | |
| 14 | Wesley Robinson | F 31:42 | 5-8 | 1-2 | 3-4 | 3 3 6 | 3 3 | 14 | 1 | 3 | 2 | 1 | 0 | -4 | |
| 0 | Devin Dinkins | 30:54 | 3-10 | 0-4 | 0-0 | 0 2 2 | 0 0 | 6 | 2 | 1 | 0 | 0 | 0 | -6 | |
| 13 | Fraser Roxburgh | 22:11 | 2-3 | 0-1 | 1-2 | 2 1 3 | 1 2 | 5 | 1 | 1 | 0 | 0 | 0 | -10 | |
| 6 | Alijah Curry | 03:47 | 0-1 | 0-0 | 0-0 | 0 0 0 | 0 0 | 0 | 0 | 0 | 0 | 0 | 0 | -1 | |
| Team | | | | | | 3 1 4 | | 0 | | 0 | | | | | |
| Totals | | | 28-61 | 7-20 | 12-17 | 13 16 29 | 16 14 | 75 | 13 | 12 | 9 | 4 | 2 | -7 | |
| Technical Fouls:Winston 2nd,7:50 | | | | | | | | | | | | | | | |

Technical Fouls:Winston 2nd 7:50

| | MAR | MAN | Points from | MAR | MAN | Period by Period Scoring | | | |
|------------------|---------------------------|---------------------------|---------------|-----|-----|--------------------------|-----|-----|-----|
| Biggest lead | 12 (2 nd 8:16) | 9 (1 st 13:31) | Turnovers | 10 | 14 | | 1st | 2nd | TOT |
| Best Scoring Run | 9 (1 st 6:33) | 9 (1 st 13:31) | Paint | 40 | 40 | | | | |
| Lead Changes | 3 | | Second Chance | 16 | 12 | MAR | 33 | 49 | 82 |
| Times Tied | 2 | | Fast Breaks | 10 | 15 | | | | |
| Time with Lead | 27:02 | 09:11 | Bench | 12 | 11 | MAR | 32 | 43 | 75 |



Official Basketball Box Score - Final
Manhattan at Presbyterian
12/21/24 Ross E. Templeton Center, Clinton, SC
2024-25 Men's Basketball

Game Time: 1:00 PM
Game Duration: 2:30
Attendance: 290

Officials: Anthony Franklin, Kyle Luckie, Connor Macdadd

| Manhattan - 86 | | | Record: 6-5 | | | | | | | | | | | | |
|----------------------------------|-----------------|---------|-------------|-----------|-----------|-----------------------|----------------|----|----|----|----|-----------------|-----|--|--|
| NO. | Name | Min | FG M-A | 3P M-A | FT M-A | Rebounds OR DR TOT | Fouls PF FD | TP | AS | TO | ST | Blocks BS BA | +/- | | |
| 9 | Will Sydnor | F 39:00 | 7-15 | 3-7 | 1-2 | 1 7 8 | 2 1 | 18 | 0 | 3 | 0 | 3 0 | 9 | | |
| 1 | Shaquil Bender | G 24:02 | 0-8 | 0-4 | 0-0 | 0 1 1 | 3 1 | 0 | 1 | 1 | 1 | 0 0 | 10 | | |
| 2 | Jaden Winston | G 38:20 | 7-11 | 1-3 | 3-6 | 0 6 6 | 4 4 | 18 | 3 | 3 | 2 | 1 0 | 2 | | |
| 10 | Masiah Gilyard | G 40:22 | 3-5 | 1-2 | 7-9 | 5 5 10 | 2 6 | 14 | 1 | 0 | 1 | 1 0 | 0 | | |
| 14 | Wesley Robinson | G 35:10 | 4-10 | 1-3 | 5-5 | 1 2 3 | 4 3 | 14 | 4 | 2 | 0 | 1 0 | 11 | | |
| 0 | Devin Dinkins | 33:19 | 4-8 | 2-4 | 8-8 | 0 2 2 | 2 4 | 18 | 5 | 1 | 2 | 0 1 | 6 | | |
| 13 | Fraser Roxburgh | 10:59 | 1-5 | 1-2 | 1-2 | 2 2 4 | 0 1 | 4 | 0 | 0 | 0 | 0 2 | -6 | | |
| 21 | Marko Ljubicic | 01:00 | 0-0 | 0-0 | 0-0 | 0 0 0 | 2 0 | 0 | 0 | 0 | 0 | 0 0 | -2 | | |
| 6 | Alijah Curry | 02:48 | 0-1 | 0-1 | 0-0 | 0 0 0 | 2 0 | 0 | 0 | 0 | 0 | 0 0 | -5 | | |
| Team | | | | | | 4 3 7 | 0 | 0 | 0 | 0 | | | | | |
| Totals | | | 26-63 | 9-26 | 25-32 | 13 28 41 | 21 20 | 86 | 14 | 10 | 6 | 6 3 | 5 | | |
| Technical Fouls: Bender 2nd 4:56 | | | | | | | | | | | | | | | |

Technical Fouls:Bender 2nd 4:55

| Presbyterian - 81 | | | Record: 7-7 | | | | | | | | | | | | |
|--|-----------------|---------|-------------|-----------|-----------|-----------------------|----------------|----|----|----|-----|-----------------|-----|--|--|
| NO. | Name | Min | FG M-A | 3P M-A | FT M-A | Rebounds OR DR TOT | Fouls PF FD | TP | AS | TO | ST | Blocks BS BA | +/- | | |
| 30 | Kaleb Scott | F 32:11 | 1-3 | 0-0 | 3-6 | 1 4 5 | 3 4 | 5 | 0 | 1 | 1 | 0 | -8 | | |
| 3 | Kobe Stewart | G 39:52 | 4-10 | 0-4 | 4-4 | 1 5 6 | 3 2 | 12 | 3 | 0 | 1 | 0 | -10 | | |
| 4 | Kory Mincy | G 39:15 | 5-13 | 2-6 | 6-8 | 1 2 3 | 1 5 | 18 | 7 | 5 | 2 | 1 | -5 | | |
| 10 | Jamahir Harvey | G 32:32 | 5-15 | 3-9 | 0-0 | 2 2 3 | 0 0 | 13 | 2 | 1 | 1 | 0 | -2 | | |
| 12 | Carl Parrish | G 40:43 | 7-12 | 6-9 | 3-3 | 2 7 9 | 5 4 | 23 | 2 | 0 | 0 | 0 | -8 | | |
| 0 | Iverson King | 07:59 | 1-2 | 0-1 | 0-1 | 1 0 1 | 1 1 | 2 | 0 | 0 | 0 | 2 | 8 | | |
| 11 | Jaylen Peterson | 20:08 | 1-5 | 0-0 | 4-7 | 6 4 10 | 2 4 | 6 | 1 | 3 | 1 | 0 | -4 | | |
| 17 | Quadir Pettaway | 08:47 | 1-3 | 0-2 | 0-0 | 0 0 0 | 2 0 | 2 | 2 | 0 | 0 | 0 | 1 | | |
| 7 | Triston Wilson | 03:33 | 0-0 | 0-0 | 0-0 | 1 0 1 | 2 0 | 0 | 0 | 0 | 0 | 0 | 5 | | |
| Team | | | | | | 3 3 6 | | 0 | | 1 | | | | | |
| Totals | | | 25-63 | 11-31 | 20-29 | 16 27 43 | 22 20 81 | 17 | 11 | 6 | 3 6 | -5 | | | |
| Technical Fouls: Stewart 1 st 48Harvey 2 nd 55 | | | | | | | | | | | | | | | |

Technical Fouls:Stewart 1st 7:48Harvey 2nd 4:55

| | MAN | PC | Points from Turnovers | MAN | PC | Period by Period Scoring | | | | |
|------------------|--------------------------|----------------------------|-----------------------|-----|----|--------------------------|-----|----|-------|--|
| Biggest lead | 5 (2 nd 4:55) | 19 (1 st 9:22) | Paint | 15 | 13 | 1st | 2nd | OT | TOT | |
| Best Scoring Run | 9 (2 nd 4:55) | 10 (1 st 16:14) | Second Chance | 30 | 24 | MAN | 30 | 43 | 13 86 | |
| Lead Changes | 4 | | Fast Breaks | 10 | 9 | PC | 43 | 30 | 8 81 | |
| Times Tied | 5 | | Bench | 5 | 7 | | | | | |
| Time with Lead | 09:31 | 31:30 | | 22 | 10 | | | | | |



Official Basketball Box Score - Final
Manhattan at Wagner
12/18/24 Spiro Sports Center Athletic Complex, Staten Island
2024-25 Men's Basketball

Game Time: 7:00 PM
Game Duration: 1:44
Attendance: 407

Officials: Darren Budahn, Cody Crum, Sean Lee

| Manhattan - 80 | | | Record: 5-5 | | | | | | | | | | | | | | |
|----------------|-----------------|---------|-------------|-------|-------|-----|----------|----|-------|----|----|----|----|----|--------|-----|----|
| | | | FG | | 3P | FT | Rebounds | | Fouls | | TP | AS | TO | ST | Blocks | +/- | |
| NO. | Name | Min | M-A | M-A | M-A | M-A | OR | DR | TOT | P | F | | | | BS | BA | |
| 9 | Will Sydnor | F 24:57 | 5-11 | 3-6 | 4-5 | 2 | 4 | 6 | 2 | 5 | 17 | 0 | 2 | 1 | 1 | 0 | 9 |
| 1 | Shaquil Bender | G 38:24 | 5-11 | 2-7 | 0-0 | 0 | 2 | 2 | 2 | 0 | 12 | 3 | 0 | 1 | 0 | 0 | 22 |
| 2 | Jaden Winston | G 37:39 | 2-5 | 0-1 | 1-1 | 1 | 4 | 5 | 1 | 2 | 5 | 9 | 4 | 1 | 0 | 0 | 18 |
| 10 | Masiah Gilyard | G 19:28 | 1-3 | 1-3 | 4-4 | 1 | 4 | 5 | 0 | 4 | 7 | 0 | 1 | 1 | 0 | 0 | 4 |
| 14 | Wesley Robinson | G 23:48 | 7-13 | 4-9 | 2-2 | 1 | 5 | 6 | 4 | 1 | 20 | 1 | 1 | 0 | 1 | 0 | 13 |
| 0 | Devin Dinkins | 22:41 | 3-4 | 2-3 | 2-4 | 0 | 2 | 2 | 0 | 2 | 10 | 1 | 3 | 1 | 0 | 0 | 15 |
| 13 | Fraser Roxburgh | 24:58 | 2-2 | 1-1 | 2-3 | 0 | 3 | 3 | 1 | 3 | 7 | 3 | 0 | 0 | 0 | 0 | 23 |
| 21 | Marko Ljubicic | 04:20 | 0-0 | 0-0 | 0-0 | 0 | 1 | 1 | 0 | 0 | 0 | 0 | 0 | 0 | 0 | 0 | -4 |
| 3 | John Berbaro | 00:45 | 0-0 | 0-0 | 0-0 | 0 | 0 | 0 | 0 | 1 | 0 | 0 | 1 | 1 | 0 | 0 | -6 |
| 8 | Aryan Arora | 00:45 | 0-0 | 0-0 | 0-0 | 0 | 0 | 0 | 0 | 0 | 0 | 0 | 0 | 0 | 0 | 0 | -6 |
| 11 | Michael Lawlor | 00:45 | 1-1 | 0-0 | 0-0 | 0 | 0 | 0 | 0 | 0 | 2 | 0 | 0 | 0 | 0 | 0 | -6 |
| 22 | Daniel Hackett | 00:45 | 0-0 | 0-0 | 0-0 | 0 | 0 | 0 | 0 | 0 | 0 | 0 | 0 | 0 | 0 | 0 | -6 |
| 23 | Jackson Delaney | 00:45 | 0-0 | 0-0 | 0-0 | 0 | 0 | 0 | 0 | 0 | 0 | 0 | 0 | 0 | 0 | 0 | -6 |
| Team | | | | | | 3 | 2 | 5 | | | 0 | 0 | 0 | 0 | | | |
| Totals | | | 26-50 | 13-30 | 15-19 | 8 | 27 | 35 | 11 | 17 | 80 | 18 | 12 | 5 | 2 | 0 | 14 |

BOX SCORES



Official Basketball Box Score - Final
Manhattan at Rider
01/02/25 Alumni Gymnasium (Rider), Lawrence Township
2024-25 Men's Basketball

Game Time: 2:00 PM
Game Duration: 1:54
Attendance: 1,604

Officials: Tony Chiazza, Lee Cassell, Evon Burroughs

| Manhattan - 80 | | | Record: 7-6 (2-2) | | | | | | | | | | | |
|----------------|-----------------|---------|-------------------|-----------|-----------|-----------------------|----------------|----|----|----|----|-----------------|-----|---|
| NO. | Name | Min | FG M-A | 3P M-A | FT M-A | Rebounds OR DR TOT | Fouls PF FD | TP | AS | TO | ST | Blocks BS BA | +/- | |
| 9 | Will Sydnor | F 33:04 | 5-8 | 2-3 | 2-2 | 0 5 5 | 2 2 | 14 | 2 | 2 | 0 | 0 | -3 | |
| 1 | Shaquil Bender | G 34:57 | 6-13 | 4-8 | 2-2 | 1 3 4 | 2 1 | 18 | 4 | 0 | 1 | 0 | 1 | |
| 2 | Jaden Winston | G 35:54 | 3-6 | 1-2 | 1-3 | 1 6 7 | 2 3 | 8 | 3 | 2 | 4 | 0 | 1 | |
| 10 | Masiah Gilyard | G 35:15 | 8-15 | 0-4 | 2-4 | 2 1 3 | 3 5 | 18 | 0 | 3 | 0 | 0 | 1 | |
| 14 | Wesley Robinson | G 35:01 | 6-13 | 2-3 | 3-3 | 4 4 8 | 4 2 | 17 | 2 | 1 | 2 | 0 | 0 | |
| 0 | Devin Dinkins | 21:51 | 1-3 | 1-3 | 2-4 | 0 0 0 | 0 2 | 5 | 1 | 2 | 0 | 0 | -12 | |
| 6 | Alijah Curry | 02:59 | 0-0 | 0-0 | 0-0 | 0 0 0 | 1 0 | 0 | 0 | 0 | 0 | 0 | -5 | |
| Team | | | | | | 1 1 2 | | 0 | 0 | | | | | |
| Totals | | | 29-58 | 10-23 | 12-18 | 9 20 29 | 14 15 | 80 | 12 | 10 | 7 | 0 | 3 | 1 |

Technical Fouls:Gilyard 1st11:20

| Shooting By Period | | |
|---------------------|-------|-------|
| 1 st FG% | 12-28 | 42.9% |
| 3PT% | 5-13 | 38.5% |
| FT% | 8-11 | 72.7% |
| 2 nd FG% | 17-30 | 56.7% |
| 3PT% | 5-10 | 50.0% |
| FT% | 4-7 | 57.1% |
| GM FG% | 29-58 | 50.0% |
| 3PT% | 10-23 | 43.5% |
| FT% | 12-18 | 66.7% |

Dead Ball Rebounds: 1, 0



Official Basketball Box Score - Final
Mount St. Mary's at Manhattan
01/10/25 Draddy Gymnasium, Riverdale, NY
2024-25 Men's Basketball

Game Time: 7:00 PM
Game Duration: 1:48
Attendance: 350

Officials: Ed Corliss, Brandon Cruz, Michael Luckie

| Mount St. Mary's - 75 | | | Record: 10-5 (3-1) | | | | | | | | | | | |
|-----------------------|-------------------|---------|--------------------|-----------|-----------|-----------------------|----------------|----|----|----|----|-----------------|-----|--|
| NO. | Name | Min | FG M-A | 3P M-A | FT M-A | Rebounds OR DR TOT | Fouls PF FD | TP | AS | TO | ST | Blocks BS BA | +/- | |
| 4 | Dola Adebayo | F 24:38 | 4-10 | 1-3 | 4-6 | 0 3 3 | 1 3 | 13 | 1 | 1 | 0 | 2 | -5 | |
| 14 | Jedy Cordilla | F 27:01 | 3-10 | 0-0 | 1-1 | 2 6 8 | 1 2 | 7 | 2 | 1 | 0 | 2 | 3 | |
| 1 | Carmelo Pacheco | G 25:11 | 2-6 | 1-5 | 4-4 | 1 1 2 | 0 2 | 9 | 2 | 0 | 1 | 0 | 0 | |
| 23 | Javon Ervin | G 23:15 | 4-7 | 0-1 | 0-0 | 1 4 5 | 3 2 | 8 | 1 | 1 | 1 | 0 | -1 | |
| 45 | Xavier Lipscomb | G 36:01 | 4-6 | 2-4 | 1-2 | 0 4 4 | 2 2 | 11 | 6 | 0 | 0 | 0 | 0 | |
| 2 | Arianus Keyes | 19:47 | 1-5 | 1-3 | 0-0 | 1 3 4 | 0 0 | 3 | 5 | 1 | 0 | 1 | 0 | |
| 9 | Abdou Khadre Kébé | 15:59 | 3-5 | 1-3 | 1-1 | 1 2 3 | 1 2 | 8 | 2 | 1 | 0 | 0 | 5 | |
| 13 | Terrell Ard Jr. | 27:08 | 8-13 | 0-1 | 0-0 | 2 3 5 | 1 0 | 16 | 3 | 1 | 4 | 0 | 1 | |
| Team | | | | | | 1 0 1 | | 0 | 1 | | | | | |
| Totals | | 29:52 | 6-20 | 11-14 | 9 13 | 26 35 | 9 13 | 75 | 22 | 7 | 6 | 5 | 4 | |

Technical Fouls:NONE

| Shooting By Period | | |
|---------------------|-------|-------|
| 1 st FG% | 13-29 | 44.8% |
| 3PT% | 2-10 | 20.0% |
| FT% | 5-7 | 71.4% |
| 2 nd FG% | 16-33 | 48.5% |
| 3PT% | 4-10 | 40.0% |
| FT% | 6-7 | 85.7% |
| GM FG% | 29-62 | 46.8% |
| 3PT% | 6-20 | 30.0% |
| FT% | 11-14 | 78.6% |

Dead Ball Rebounds: 2, 0

| Rider - 79 | | | Record: 4-10 (0-3) | | | | | | | | | | | | |
|------------|-----------------|---------|--------------------|-----------|-----------|-----------------------|----------------|----|----|----|----|-----------------|-----|----|--|
| NO. | Name | Min | FG M-A | 3P M-A | FT M-A | Rebounds OR DR TOT | Fouls PF FD | TP | AS | TO | ST | Blocks BS BA | +/- | | |
| 33 | Tariq Ingraham | F 27:36 | 1-7 | 0-0 | 5-6 | 4 4 8 | 1 4 | 7 | 1 | 1 | 0 | 1 | -3 | | |
| 0 | Zion Cruz | G 30:41 | 4-8 | 1-3 | 2-2 | 1 2 3 | 2 2 | 11 | 7 | 1 | 1 | 0 | -1 | | |
| 2 | Ruben Rodriguez | G 28:08 | 1-7 | 1-6 | 0-0 | 0 4 4 | 1 1 | 3 | 5 | 1 | 1 | 0 | 0 | | |
| 5 | Jay Alvarez | G 35:01 | 9-20 | 2-7 | 3-3 | 2 2 4 | 0 2 | 23 | 1 | 0 | 0 | 0 | 2 | | |
| 35 | T.J. Weeks Jr. | G 27:12 | 3-7 | 3-6 | 4-4 | 1 5 6 | 3 1 | 13 | 0 | 1 | 0 | 0 | -16 | | |
| 8 | Tank Byard | 14:22 | 3-4 | 0-0 | 2-2 | 1 3 4 | 2 1 | 8 | 0 | 1 | 2 | 1 | 0 | | |
| 7 | Ite West-Ingram | 09:19 | 1-3 | 0-0 | 0-0 | 2 2 4 | 1 0 | 2 | 0 | 1 | 0 | 0 | -1 | | |
| 11 | Flash Burton | 11:49 | 2-4 | 0-1 | 1-1 | 2 0 2 | 0 1 | 5 | 0 | 1 | 0 | 0 | 0 | | |
| 21 | Cole McCabe | 01:49 | 0-0 | 0-0 | 0-0 | 0 0 0 | 1 0 | 0 | 0 | 0 | 0 | 0 | -3 | | |
| 31 | Tyrek Weeks | 03:13 | 1-1 | 1-1 | 0-0 | 0 0 0 | 0 0 | 3 | 0 | 0 | 0 | 0 | -3 | | |
| 12 | Andre Young | 10:50 | 1-1 | 0-0 | 2-2 | 0 0 0 | 4 1 | 4 | 1 | 2 | 0 | 0 | 7 | | |
| Team | | | | | | 1 3 4 | | 0 | 2 | | | | | | |
| Totals | | | 26:52 | 8-24 | 19-20 | 14 25 39 | 16 13 | 79 | 15 | 11 | 4 | 3 | 0 | -1 | |

Technical Fouls:Coach 1st5:16

| Shooting By Period | | |
|---------------------|-------|-------|
| 1 st FG% | 4-15 | 40.0% |
| 3PT% | 4-13 | 30.8% |
| FT% | 12-12 | 100% |
| 2 nd FG% | 12-27 | 44.4% |
| 3PT% | 4-11 | 36.4% |
| FT% | 7-8 | 87.5% |
| GM FG% | 26-62 | 41.9% |
| 3PT% | 8-24 | 33.3% |
| FT% | 19-20 | 95.0% |

Dead Ball Rebounds: 3, 0

| | | MAN | RID |
|------------------|---------------------------|---------------------------|-----|
| Biggest lead | 4 (2 nd 10:07) | 10 (1 st 6:08) | |
| Best Scoring Run | 7 (2 nd 1:17) | 11 (2 nd 4:37) | |
| Lead Changes | 4 | | |
| Times Tied | 6 | | |
| Time with Lead | 04:14 | 30:39 | |

| Points from Turnovers | | MAN | RID |
|-----------------------|-----|-----|-----|
| 1st | 2nd | TOT | |
| MAN | 37 | 43 | 80 |
| RID | 44 | 35 | 79 |

Technical Fouls: NONE

| Manhattan - 66 | | | Record: 7-7 (2-3) | | | | | | | | | | | |
|----------------|-----------------|---------|-------------------|-----------|-----------|-----------------------|----------------|----|----|----|----|-----------------|------|--|
| NO. | Name | Min | FG M-A | 3P M-A | FT M-A | Rebounds OR DR TOT | Fouls PF FD | TP | AS | TO | ST | Blocks BS BA | +/- | |
| 9 | Will Sydnor | F 32:15 | 11-19 | 5-9 | 0-0 | 1 9 10 | 4 0 | 27 | 1 | 1 | 0 | 3 | 0 | |
| 1 | Shaquil Bender | G 32:11 | 6-12 | 2-5 | 0-0 | 1 2 3 | 1 0 | 14 | 2 | 3 | 1 | 0 | -11 | |
| 2 | Jaden Winston | G 36:42 | 2-7 | 0-2 | 0-0 | 1 3 4 | 3 1 | 4 | 7 | 2 | 0 | 0 | 1 | |
| 10 | Masiah Gilyard | G 33:34 | 3-9 | 0-3 | 0-0 | 4 6 10 | 1 2 | 6 | 2 | 1 | 1 | 0 | -4 | |
| 14 | Wesley Robinson | G 35:10 | 0-8 | 0-7 | 0-0 | 1 3 4 | 3 2 | 0 | 5 | 1 | 0 | 1 | -14 | |
| 0 | Devin Dinkins | 23:13 | 4-10 | 2-6 | 1-1 | 1 0 1 | 1 4 | 11 | 2 | 1 | 1 | 0 | -18 | |
| 6 | Alijah Curry | 06:55 | 2-3 | 0-0 | 0-0 | 2 0 2 | 0 0 | 4 | 0 | 1 | 0 | 0 | 1 | |
| Team | | | | | | 3 2 5 | | 0 | 1 | | | | | |
| Totals | | | 28:68 | 9-32 | 1-11 | 14 25 39 | 13 9 | 66 | 19 | 11 | 3 | 4 | 5 -9 | |

Technical Fouls:NONE

| | | MOUNT | MAN |
|------------------|--------------------------|--------------------------|-----|
| Biggest lead | 9 (2 nd 0:15) | 9 (1 st 6:58) | |
| Best Scoring Run | 7 (1 st 2:51) | 7 (1 st 6:58) | |
| Lead Changes | 14 | | |
| Times Tied | 6 | | |
| Time with Lead | 12:08 | 23:33 | |

| Points from Turnovers | | MOUNT | MAN |
|-----------------------|-----|-------|-----|
| 1st | 2nd | TOT | |
| MAN | 33 | 42 | 75 |
| MAN | 34 | 32 | 66 |



Official Basketball Box Score - Final
Manhattan at Merrimack
01/12/25 Bert Hammel Court, North Andover
2024-25 Men's Basketball

Game Time: 2:00 PM
Game Duration: 1:41
Attendance: 717

Officials: Lamar Simpson, John Cahill JR, Michael Kitis

| Manhattan - 62 | | | Record: 7-8 (2-4) | | | | | | | | | | | |
|-----------------------|-----------------|-------|-------------------|-----------|-----------|-----------------------|----------------|----|----|----|----|-----------------|-----|----|
| NO. | Name | Min | FG M-A | 3P M-A | FT M-A | Rebounds OR DR TOT | Fouls PF FD | TP | AS | TO | ST | Blocks BS BA | +/- | |
| 9 | Will Sydnor | 30:02 | 5-8 | 1-3 | 0-0 | 0 5 5 | 1 2 | 11 | 2 | 2 | 0 | 0 | -10 | |
| 1 | Shaquil Bender | 38:08 | 4-8 | 1-3 | 0-0 | 1 1 2 | 0 0 | 9 | 3 | 5 | 2 | 0 | -6 | |
| 2 | Jaden Winston | 36:34 | 2-9 | 1-4 | 0-0 | 0 1 1 | 3 0 | 5 | 3 | 1 | 3 | 0 | -5 | |
| 10 | Masiah Gilyard | 33:38 | 6-15 | 0-0 | 2-4 | 7 2 9 | 1 4 | 14 | 0 | 3 | 4 | 0 | -4 | |
| 14 | Wesley Robinson | 35:01 | 4-6 | 2-3 | 4-4 | 1 7 8 | 2 3 | 14 | 2 | 3 | 1 | 0 | -3 | |
| 0 | Devin Dinkins | 26:37 | 3-6 | 3-5 | 0-0 | 0 2 2 | 2 1 | 9 | 2 | 2 | 1 | 0 | -7 | |
| Team | | | | | | 1 1 2 | | 0 | 2 | | | | | |
| Totals | | | 24-52 | 8-18 | 6-8 | 10 19 29 | 9 10 | 62 | 12 | 18 | 11 | 0 | 4 | -7 |
| Technical Fouls: NONE | | | | | | | | | | | | | | |

Technical Fouls:NONE

| Shooting By Period | | |
|---------------------|-------|-------|
| 1 st FG% | 10-24 | 41.7% |
| 3PT% | 4-10 | 40.0% |
| FT% | 4-4 | 100% |
| 2 nd FG% | 14-28 | 50.0% |
| 3PT% | 4-8 | 50.0% |
| FT% | 2-4 | 50% |
| GM FG% | 24-52 | 46.2% |
| 3PT% | 8-18 | 44.4% |
| FT% | 6-8 | 75.0% |

Dead Ball Rebounds: 2, 0

| Merrimack - 69 | | | Record: 8-8 (5-0) | | | | | | | | | | | |
|-------------------------|---------|-----------|-------------------|-----------|-----------------------|----------------|----|----|----|----|-----------------|-----|-----|--|
| NO. Name | Min | FG M-A | 3P M-A | FT M-A | Rebounds OR DR TOT | Fouls PF FD | TP | AS | TO | ST | Blocks BS BA | +/- | | |
| 11 Bryan Etlumnu | F 34:45 | 7-11 | 2-6 | 5-6 | 1 1 2 | 0 3 | 21 | 0 | 0 | 3 | 3 | 0 | 16 | |
| 40 Sean Trumper | F 38:03 | 2-6 | 1-3 | 0-0 | 5 7 12 | 1 0 | 5 | 5 | 1 | 3 | 1 | 0 | 14 | |
| 0 Adam Clark | G 35:18 | 6-13 | 0-2 | 3-5 | 0 2 2 | 2 4 | 15 | 9 | 7 | 3 | 0 | 0 | -3 | |
| 3 Matt Becht | G 33:17 | 4-13 | 3-12 | 2-2 | 1 3 4 | 3 2 | 13 | 0 | 2 | 1 | 0 | 0 | 16 | |
| 5 Devon Savage | G 26:29 | 2-5 | 1-4 | 0-0 | 1 4 5 | 3 0 | 5 | 0 | 1 | 2 | 0 | 0 | 8 | |
| 41 Armandas Plintauskas | 05:14 | 0-0 | 0-0 | 0-0 | 0 0 0 | 0 0 | 0 | 0 | 0 | 0 | 0 | 0 | -10 | |
| 9 Malik Edmead | 11:48 | 2-4 | 1-1 | 0-0 | 1 0 1 | 0 0 | 5 | 1 | 2 | 1 | 0 | 0 | 6 | |
| 15 David Murray | 05:15 | 1-1 | 0-0 | 0-0 | 1 0 1 | 1 0 | 2 | 0 | 1 | 0 | 0 | 0 | -9 | |
| 4 Tye Dorset | 09:51 | 1-2 | 1-2 | 0-0 | 0 0 0 | 0 0 | 3 | 0 | 0 | 0 | 0 | 0 | 2 | |
| Team | | | | | 1 1 2 | 0 | 0 | 1 | | | | | | |
| Totals | | 25-55 | 9-30 | 10-13 | 11 18 29 | 10 9 | 69 | 15 | 13 | 4 | 0 | 0 | 7 | |

BOX SCORES



Official Basketball Box Score - Final
Fairfield at Manhattan
01/23/25 Draddy Gymnasium, Riverdale, NY
2024-25 Men's Basketball

Game Time: 7:00 PM
Game Duration: 2:14
Attendance: 410

Officials: Greg Evans, Rob Ryley, Tommy Deneen

Fairfield - 87

Record: 8-11 (4-4)

| No. | Name | | Min | FG M-A | 3P M-A | FT M-A | Rebounds OR DR TOT | Fouls PF FD | TP | AS | TO | ST | Blocks BS BA | +/- | |
|--------|------------------|---|-------|-----------|-----------|-----------|-----------------------|----------------|----|----|----|----|-----------------|-----|----|
| 12 | Louis Bleechmore | F | 18:29 | 3-7 | 2-4 | 2-2 | 1 0 1 | 2 4 1 | 10 | 1 | 1 | 1 | 0 | 0 | -1 |
| 33 | Peyton Smith | F | 15:33 | 1-3 | 0-0 | 2-2 | 3 1 3 | 2 2 4 | 1 | 1 | 1 | 0 | 2 | 0 | -5 |
| 3 | Jamie Bergens | G | 38:16 | 4-13 | 2-6 | 0-0 | 2 2 4 | 4 2 10 | 1 | 3 | 1 | 0 | 0 | 0 | 3 |
| 4 | Braden Sparks | G | 31:40 | 4-13 | 4-12 | 3-4 | 1 4 5 | 2 4 2 | 15 | 4 | 1 | 1 | 0 | 0 | 7 |
| 16 | Prophet Johnson | G | 37:22 | 6-15 | 1-3 | 2-2 | 4 7 11 | 2 2 15 | 1 | 0 | 3 | 0 | 1 | 0 | -1 |
| 14 | Kyle Jenkins | | 33:29 | 6-8 | 1-3 | 2-2 | 2 4 6 | 2 2 5 | 1 | 0 | 0 | 0 | 0 | 0 | 1 |
| 0 | Deon Perry | | 19:19 | 4-10 | 3-8 | 2-2 | 0 0 0 | 1 0 1 | 13 | 2 | 0 | 2 | 0 | 0 | -1 |
| 1 | Birima Seck | | 19:07 | 1-5 | 0-0 | 3-4 | 4 3 7 | 3 2 5 | 3 | 0 | 1 | 1 | 0 | 0 | 9 |
| 25 | Michael Rogan | | 07:52 | 0-0 | 0-0 | 0-0 | 0 1 1 | 0 0 0 | 2 | 0 | 0 | 0 | 0 | 0 | 4 |
| 15 | Isaac Munkadi | | 02:53 | 0-0 | 0-0 | 0-0 | 0 0 0 | 1 0 0 | 0 | 0 | 1 | 0 | 0 | 0 | -1 |
| Team | | | | | | | 0 1 1 | | 0 | 0 | 0 | | | | |
| Totals | | | | 29-74 | 13-38 | 16-18 | 17 23 40 | 21 15 87 | 16 | 7 | 9 | 3 | 1 | 3 | |

Technical Fouls:NONE

Manhattan - 84

Record: 8-9 (3-5)

| NO. | Name | Min | FG | 3P | FT | Rebounds | Fouls | TP | AS | TO | ST | Blocks | +/- |
|--------|-----------------|---------|-------|------|-------|-----------|----------|----|----|----|----|--------|-----|
| | | | M-A | M-A | M-A | OR DR TOT | PF FD | | | | | BS BA | |
| 9 | Will Sydnor | F 36:01 | 8-16 | 3-7 | 2-2 | 2 4 6 | 1 3 21 | 2 | 1 | 2 | 1 | 1 | -2 |
| 1 | Shaquli Bender | G 37:50 | 8-16 | 2-8 | 0-0 | 1 2 3 | 3 1 18 | 2 | 3 | 2 | 0 | 0 | -9 |
| 2 | Jaden Winston | G 32:38 | 2-6 | 0-1 | 2-2 | 0 3 3 | 5 3 6 | 3 | 3 | 1 | 0 | 1 | 0 |
| 10 | Masiah Gilyard | G 35:59 | 0-5 | 0-1 | 1-3 | 7 4 11 | 4 4 4 | 1 | 1 | 4 | 0 | 0 | 1 |
| 14 | Wesley Robinson | G 42:00 | 6-13 | 2-5 | 2-2 | 2 7 9 | 2 3 20 | 2 | 1 | 0 | 0 | 0 | 1 |
| 0 | Devin Dinkins | 34:03 | 2-6 | 1-3 | 10-11 | 0 4 4 | 0 5 15 | 2 | 2 | 0 | 0 | 0 | 0 |
| 6 | Alijah Curry | 06:29 | 1-2 | 0-0 | 1-1 | 1 2 3 | 0 2 3 | 1 | 0 | 0 | 0 | 0 | -8 |
| Team | | | | | | 1 3 4 | | 0 | 0 | 0 | | | |
| Totals | | | 29-64 | 8-25 | 18-21 | 14 29 43 | 16 21 84 | 13 | 14 | 5 | 1 | 3 | -3 |

Technical Fouls:Coach 2nd8:00

| | FFD | MAN |
|------------------|-----------------------------|---------------------------|
| Biggest lead | 8 (1 st 4:24) | 3 (1 st 16:46) |
| Best Scoring Run | 7 (1 st OT 3:15) | 8 (1 st 16:46) |
| Lead Changes | 10 | |
| Times Tied | 7 | |
| Time with Lead | 36:38 | 02:37 |

| Points from | FFD | MAN |
|---------------|-----|-----|
| Turnovers | 16 | 10 |
| Paint | 26 | 38 |
| Second Chance | 22 | 12 |
| Fast Breaks | 9 | 13 |
| Bench | 33 | 18 |

| Period by Period Scoring | 1st | 2nd | OT1 | TOT |
|--------------------------|-----|-----|-----|-----|
| FFD | 37 | 35 | 15 | 87 |
| MAN | 36 | 36 | 12 | 84 |

| Shooting By Period | 1 st | 2 nd | 3 rd | 4 th | OT | FT |
|---------------------|-----------------|-----------------|-----------------|-----------------|----|----|
| 1 st FG% | 14-30 | 41.2% | | | | |
| 3PT% | 4-9 | 44.4% | | | | |
| FT% | 4-5 | 80% | | | | |
| 2 nd FG% | 13-28 | 46.4% | | | | |
| 3PT% | 3-13 | 23.1% | | | | |
| OTFG% | 7-8 | 87.5% | | | | |
| FTFG% | 2-6 | 33.3% | | | | |
| 3PT% | 1-3 | 33.3% | | | | |
| FT% | 7-8 | 87.5% | | | | |
| GMFG% | 29-64 | 45.3% | | | | |
| 3PT% | 8-25 | 32.0% | | | | |
| FT% | 18-21 | 85.7% | | | | |

Dead Ball Rebounds: 1, 0



Official Basketball Box Score - Final
Manhattan at Mount St. Mary's
01/25/25 Knot Arena, Emmitsburg
2024-25 Men's Basketball

Game Time: 4:00 PM
Game Duration: 1:58
Attendance: 2,812

Officials: Steven Perry Jr., Vasil Mallos, Josh Anderson

Manhattan - 74

Record: 9-9 (4-5)

| NO. | Name | Min | FG M-A | 3P M-A | FT M-A | Rebounds OR DR TOT | Fouls PF FD | TP | AS | TO | ST | Blocks BS BA | +/- |
|--------|-----------------|---------|-----------|-----------|-----------|-----------------------|----------------|----|----|----|----|-----------------|-----|
| 9 | Will Sydnor | F 18:24 | 4-8 | 3-4 | 0-4 | 3 1 4 | 5 4 11 | 1 | 1 | 1 | 0 | 0 | -5 |
| 1 | Shaquili Bender | G 32:58 | 5-18 | 2-10 | 0-0 | 1 2 3 | 1 1 12 | 1 | 1 | 3 | 0 | 0 | 2 |
| 2 | Jaden Winston | G 36:57 | 3-7 | 0-3 | 1-2 | 0 5 5 | 2 2 7 | 7 | 1 | 1 | 2 | 0 | 7 |
| 10 | Masiah Gilyard | G 38:11 | 4-5 | 1-2 | 1-3 | 6 7 13 | 2 4 10 | 1 | 0 | 1 | 0 | 0 | 7 |
| 14 | Wesley Robinson | G 25:20 | 3-9 | 0-3 | 2-2 | 2 2 4 | 4 0 8 | 0 | 2 | 3 | 0 | 0 | 15 |
| 0 | Devin Dinkins | 33:11 | 5-14 | 3-7 | 10-11 | 0 3 3 | 0 5 23 | 2 | 2 | 1 | 0 | 2 | 13 |
| 6 | Alijah Curry | 14:13 | 1-1 | 1-1 | 0-0 | 0 2 2 | 3 0 3 | 0 | 2 | 2 | 0 | 0 | 9 |
| 21 | Marko Ljubicic | 02:46 | 0-0 | 0-0 | 0-0 | 2 1 3 | 0 0 0 | 0 | 0 | 0 | 0 | 0 | -1 |
| Team | | | | | | 2 0 2 | | 0 | 0 | 0 | | | |
| Totals | | | 25-62 | 10-30 | 14-22 | 16 23 39 | 17 16 74 | 12 | 11 | 9 | 0 | 3 | 10 |

Technical Fouls:Sydnor 2nd17:30

Technical Fouls:Sydnor 2nd17:30

Mount St. Mary's - 64

Record: 11-9 (4-5)

| NO. | Name | Min | FG | 3P | FT | Rebounds | Fouls | TP | AS | TO | ST | Blocks | +/- |
|--------|-------------------|---------|------|-----|-----|-----------|--------|-------|----------|----------|-------|--------|-----|
| | | | M-A | M-A | M-A | OR DR TOT | PF FD | | | | | BS BA | |
| 4 | Dola Adebayo | F 31:41 | 7-14 | 2-5 | 4-6 | 4 3 7 | 5 6 20 | 1 | 2 | 0 | 1 | 0 | -19 |
| 14 | Jedy Cordilla | F 24:22 | 1-1 | 0-0 | 4-6 | 5 4 9 | 4 4 6 | 2 | 1 | 1 | 1 | 0 | 6 |
| 1 | Carmelo Pacheco | G 33:04 | 2-4 | 2-2 | 0-2 | 2 2 1 | 0 8 1 | 0 | 1 | 0 | 0 | 0 | -3 |
| 8 | Dallas Hobbs | G 30:15 | 4-13 | 2-8 | 3-4 | 0 3 3 | 2 4 13 | 1 | 4 | 1 | 0 | 0 | -6 |
| 45 | Xavier Lipscomb | G 35:29 | 1-4 | 0-2 | 2-2 | 1 7 8 | 4 1 4 | 3 | 2 | 2 | 0 | 0 | -7 |
| 2 | Arlando Keyes | 15:35 | 2-7 | 0-3 | 1-2 | 0 2 2 | 1 1 5 | 3 | 0 | 0 | 0 | 0 | -9 |
| 9 | Abdou Khadre Kébé | 14:14 | 2-5 | 1-2 | 0-0 | 1 0 1 | 0 0 5 | 0 | 1 | 0 | 0 | 0 | 1 |
| 5 | Malcolm Dread | 10:45 | 1-4 | 1-3 | 0-0 | 0 3 3 | 1 0 3 | 0 | 0 | 0 | 0 | 0 | -8 |
| 10 | Patrick Haigh | 04:35 | 0-1 | 0-1 | 0-0 | 0 0 0 | 0 0 0 | 0 | 0 | 0 | 0 | 1 | -5 |
| Team | | | | | | 0 1 1 | | 0 | 0 | 0 | | | |
| Totals | | | | | | 20-53 | 8-28 | 16-22 | 11 25 36 | 18 16 64 | 10 11 | 4 3 0 | -10 |

Technical Fouls:Cordilla 2nd17:30Keys 2nd13:11

| | MAN | MOUNT |
|------------------|----------------------------|---------------------------|
| Biggest lead | 16 (2 nd 10:37) | 2 (1 st 19:34) |
| Best Scoring Run | 9 (2 nd 13:42) | 10 (2 nd 4:31) |
| Lead Changes | 3 | |
| Times Tied | 1 | |
| Time with Lead | 37:50 | 00:57 |

| Points from | MAN | MOUNT |
|---------------|-----|-------|
| Turnovers | 14 | 5 |
| Paint | 20 | 20 |
| Second Chance | 18 | 16 |
| Fast Breaks | 8 | 10 |
| Bench | 26 | 13 |

| Period by Period Scoring | 1st | 2nd | TOT |
|--------------------------|-----|-----|-----|
| MAN | 35 | 39 | 74 |
| MOUNT | 25 | 39 | 64 |



Official Basketball Box Score - Final
Iona at Manhattan
01/31/25 Draddy Gymnasium, Riverdale, NY
2024-25 Men's Basketball

Game Time: 7:00 PM
Game Duration: 1:55
Attendance: 1,982

Officials: Lamar Simpson, Wally Rulecki, Matthew Lavigne

Iona - 55

Record: 8-13 (5-5)

| NO. | Name | | Min | FG M-A | 3P M-A | FT M-A | OR Reb | DR Reb | Fouls PF | TP | AS | TO | ST | Blocks BS BA | +/- | | | |
|--------|-------------------|---|-------|-----------|-----------|-----------|-----------|-----------|-------------|----|----|----|----|-----------------|-----|-----|-----|-----|
| 4 | Clarence Rupert | F | 23:56 | 2-4 | 0-0 | 1-2 | 4 | 1 | 5 | 0 | 1 | 5 | 1 | 1 | 0 | -20 | | |
| 7 | Luke Jungers | F | 13:52 | 1-4 | 1-4 | 0-0 | 0 | 1 | 1 | 3 | 0 | 3 | 1 | 1 | 0 | 0 | -16 | |
| 2 | Adam Nije Jr. | G | 19:20 | 2-6 | 0-3 | 0-0 | 1 | 2 | 3 | 1 | 2 | 4 | 2 | 1 | 2 | 0 | -21 | |
| 3 | DeJour Reeves | G | 26:18 | 5-14 | 2-6 | 0-0 | 0 | 4 | 4 | 1 | 0 | 12 | 2 | 0 | 1 | 0 | -27 | |
| 24 | Justin Menard | G | 26:19 | 2-7 | 2-5 | 0-0 | 0 | 1 | 1 | 1 | 6 | 2 | 1 | 0 | 0 | 0 | -19 | |
| 8 | Christian Winbome | | 22:13 | 1-8 | 1-5 | 0-0 | 1 | 2 | 3 | 3 | 1 | 3 | 1 | 0 | 0 | 0 | -1 | |
| 10 | Comeh Emuobor | | 14:47 | 0-2 | 0-1 | 0-0 | 2 | 0 | 2 | 0 | 1 | 0 | 2 | 1 | 1 | 0 | 2 | |
| 25 | Kernan Bundy | | 20:56 | 2-6 | 1-3 | 0-0 | 3 | 2 | 5 | 1 | 2 | 5 | 3 | 2 | 2 | 0 | -1 | |
| 32 | Yaphet Moundi | | 13:17 | 5-5 | 0-0 | 1-2 | 0 | 0 | 0 | 3 | 1 | 11 | 1 | 2 | 0 | 0 | 2 | |
| 33 | Jalen Barr | | 11:34 | 1-2 | 0-0 | 2-2 | 0 | 3 | 3 | 4 | 1 | 4 | 1 | 4 | 1 | 1 | 0 | 3 |
| 1 | Jacob Hogarth | | 02:47 | 1-2 | 0-0 | 0-0 | 0 | 0 | 0 | 0 | 2 | 0 | 0 | 0 | 0 | 0 | 0 | -3 |
| 23 | JoJo Wallace | | 02:47 | 0-2 | 0-2 | 0-0 | 0 | 0 | 0 | 0 | 0 | 0 | 0 | 0 | 0 | 0 | 0 | -3 |
| 12 | Josh Michigan | | 01:54 | 0-0 | 0-0 | 0-0 | 0 | 0 | 0 | 0 | 0 | 0 | 0 | 0 | 0 | 0 | 0 | -1 |
| Team | | | | | | | 2 | 5 | 7 | | 0 | 0 | 0 | | | | | |
| Totals | | | | 22-62 | 7-29 | 4-6 | 13 | 21 | 34 | 17 | 10 | 55 | 16 | 13 | 8 | 2 | 2 | -21 |

Technical Fouls:NONE

Manhattan - 76

Record: 10-9 (5-5)

| NO. | Name | Min | FG | 3P | FT | Rebounds | Fouls | TP | AS | TO | ST | Blocks | BS | +/- |
|--------|-----------------|---------|-------|------|-------|-----------|----------|-------|----|----|----|--------|----|-----|
| | | | M-A | M-A | M-A | OR DR TOT | PF FD | | | | | | | |
| 9 | Will Sydnor | F 30:04 | 9-16 | 2-9 | 3-4 | 1 5 6 | 1 3 23 | 1 | 1 | 1 | 1 | 0 | 22 | |
| 1 | Shaquli Bender | G 34:06 | 4-12 | 0-4 | 0-0 | 1 4 5 | 0 1 8 | 2 | 1 | 3 | 0 | 0 | 16 | |
| 2 | Jaden Winston | G 33:01 | 3-4 | 1-2 | 2-2 | 0 5 5 | 3 2 9 | 8 | 4 | 2 | 0 | 0 | 19 | |
| 10 | Masiah Gilyard | G 25:37 | 7-10 | 1-3 | 0-1 | 5 2 7 | 1 2 15 | 1 | 1 | 1 | 1 | 0 | 14 | |
| 14 | Wesley Robinson | G 27:48 | 2-5 | 1-4 | 0-1 | 1 5 6 | 3 3 5 | 1 | 1 | 2 | 1 | 1 | 9 | |
| 0 | Devin Dinkins | 27:39 | 3-8 | 0-4 | 5-5 | 2 2 4 | 2 5 11 | 3 | 2 | 0 | 0 | 0 | 10 | |
| 6 | Alijah Curry | 08:42 | 0-0 | 0-0 | 0-0 | 2 2 2 | 1 0 1 | 0 | 1 | 1 | 0 | 0 | 6 | |
| 21 | Marko Ljubicic | 06:38 | 1-2 | 0-1 | 0-0 | 1 0 1 | 0 0 2 | 0 | 0 | 0 | 0 | 0 | 4 | |
| 3 | John Berbano | 01:17 | 1-2 | 1-1 | 0-0 | 0 0 0 | 0 0 0 | 3 | 0 | 0 | 0 | 0 | 1 | |
| 8 | Aryan Arora | 01:17 | 0-0 | 0-0 | 0-0 | 0 0 0 | 0 0 0 | 0 | 0 | 1 | 0 | 0 | 1 | |
| 11 | Michael Lawlor | 01:17 | 0-0 | 0-0 | 0-0 | 0 0 0 | 0 0 0 | 0 | 0 | 0 | 0 | 0 | 1 | |
| 22 | Daniel Hackett | 01:17 | 0-0 | 0-0 | 0-0 | 0 1 1 | 0 0 0 | 0 | 0 | 0 | 0 | 0 | 1 | |
| 23 | Jackson Delaney | 01:17 | 0-0 | 0-0 | 0-0 | 0 0 0 | 0 0 0 | 0 | 0 | 0 | 0 | 0 | 1 | |
| Team | | | | | | 0 2 2 | | 0 | 0 | | | | | |
| Totals | | | 30-59 | 6-28 | 10-13 | 11 28 39 | 10 17 76 | 17 12 | 9 | 2 | 2 | 2 | 21 | |

BOX SCORES



Official Basketball Box Score - Final
Saint Peter's at Manhattan
02/08/25 Duddy Gymnasium, Riverdale
2024-25 Men's Basketball

Game Time: 2:00 PM
Game Duration: 2:17
Attendance: 620

Officials: Mike Nordore, MikeLange Fleury, Randal Wells

Saint Peter's - 83

Record: 7-13 (2-10)

| NO. | Name | Min | FG M-A | 3P M-A | FT M-A | Rebounds OR DR TOT | Fouls PF | TP | AS | TO | ST | Blocks BS BA | +/- |
|--------|-------------------|---------|-----------|-----------|-----------|-----------------------|-------------|----|----|----|----|-----------------|-----|
| 15 | Stephon Roberts | F 30:04 | 1-3 | 0-0 | 2-4 | 5 4 9 | 4 5 | 4 | 2 | 1 | 1 | 1 0 | 3 |
| 35 | Mouhamed Sow | F 31:44 | 4-6 | 0-1 | 1-2 | 3 6 9 | 3 1 | 9 | 1 | 3 | 1 | 2 0 | -3 |
| 2 | Marcus Randolph | G 45:00 | 10-19 | 4-8 | 0-0 | 0 2 2 | 3 2 | 24 | 1 | 5 | 0 | 0 0 | -1 |
| 8 | Bryce Eaton | G 38:47 | 5-12 | 2-7 | 1-2 | 0 6 6 | 3 2 | 13 | 5 | 2 | 0 | 0 1 | -3 |
| 10 | Tyreck Morris | G 12:59 | 1-2 | 0-0 | 0 0 | 0 0 0 | 2 1 | 2 | 1 | 1 | 1 | 0 0 | -3 |
| 4 | Adetokunbo Bakare | 23:45 | 3-5 | 3-5 | 3-3 | 2 2 4 | 1 1 | 12 | 4 | 0 | 0 | 0 0 | 7 |
| 11 | Zaakir Williamson | 23:19 | 3-4 | 0-1 | 2-4 | 2 2 4 | 4 2 | 8 | 3 | 0 | 0 | 1 0 | -2 |
| 0 | Eric Morgan Jr. | 19:22 | 3-5 | 2-4 | 3-5 | 0 0 0 | 4 2 | 11 | 2 | 2 | 1 | 0 0 | -3 |
| Team | | | 1 0 1 | | | 0 1 | | | 2 | | | | |
| Totals | | | 30-56 | 11-26 | 12-20 | 13 22 35 | 24 16 | 83 | 19 | 16 | 4 | 4 1 | 1 |

Technical Fouls: NONE

Dead Ball Rebounds: 7, 2

Manhattan - 84

Record: 11-10 (6-6)

| NO. | Name | Min | FG M-A | 3P M-A | FT M-A | Rebounds OR DR TOT | Fouls PF | TP | AS | TO | ST | Blocks BS BA | +/- |
|--------|-----------------|---------|-----------|-----------|-----------|-----------------------|-------------|----|----|----|----|-----------------|-----|
| 9 | Will Sydnor | F 40:17 | 5-17 | 3-7 | 3-3 | 3 5 8 | 3 3 | 16 | 6 | 0 | 2 | 0 2 | 1 |
| 1 | Shaquil Bender | G 41:30 | 5-12 | 3-7 | 4-4 | 1 2 3 | 2 3 | 17 | 2 | 3 | 2 | 0 1 | 5 |
| 2 | Jaden Winston | G 34:38 | 1-4 | 1-2 | 3-4 | 0 2 2 | 1 4 | 6 | 2 | 2 | 2 | 0 1 | 2 |
| 10 | Masiah Gilyard | G 26:41 | 3-6 | 1-2 | 1-2 | 2 1 3 | 2 2 | 8 | 1 | 1 | 1 | 0 1 | 0 |
| 14 | Wesley Robinson | G 31:13 | 0-2 | 0-1 | 4-4 | 1 0 1 | 4 3 | 4 | 1 | 1 | 1 | 0 0 | 4 |
| 0 | Devin Dinkins | 34:37 | 6-12 | 3-6 | 11-11 | 1 1 2 | 2 6 | 26 | 2 | 0 | 1 | 0 0 | -2 |
| 21 | Marko Ljubicic | 13:47 | 3-5 | 0-2 | 1-1 | 2 0 2 | 2 3 | 7 | 1 | 1 | 0 | 0 0 | -3 |
| 6 | Alijah Curry | 02:17 | 0-0 | 0-0 | 0-0 | 0 0 0 | 0 0 | 0 | 0 | 0 | 0 | 0 0 | -2 |
| Team | | | 0 0 0 | | | 0 0 | | | 0 | | | | |
| Totals | | | 23-58 | 11-27 | 27-29 | 10 11 21 | 16 24 | 84 | 16 | 8 | 9 | 1 4 | 1 |

Technical Fouls: Ljubicic 1*3:24

Dead Ball Rebounds: 3, 3

Biggest lead

SPU MAN

8 (1st 5:13) 3 (1st 17:54)

Best Scoring Run

6 (1st 4:14)

Lead Changes

11

Times Tied

13

Time with Lead

29:33 05:49

Points from Turnovers

SPU MAN

0 16

Paint

32 20

Second Chance

19 8

Fast Breaks

5 13

Bench

31 33

Period by Period Scoring

1st 2nd OT1 TOT

SPU 40 31 12 83

MAN 35 36 13 84



Official Basketball Box Score - Final
Manhattan at Fairfield
02/16/25 Leo D. Mahoney Arena, Fairfield, Conn.
2024-25 Men's Basketball

Game Time: 2:00 PM
Game Duration: 1:55
Attendance: 2,689

Officials: David Powell, Jeffrey Clark, Wally Rutecki

Manhattan - 80

Record: 13-10 (8-6)

| NO. | Name | Min | FG M-A | 3P M-A | FT M-A | Rebounds OR DR TOT | Fouls PF | TP | AS | TO | ST | Blocks BS BA | +/- |
|--------|-----------------|---------|-----------|-----------|-----------|-----------------------|-------------|----|----|----|----|-----------------|-----|
| 9 | Will Sydnor | F 30:43 | 5-12 | 1-4 | 2-5 | 3 4 7 | 2 6 | 13 | 2 | 0 | 0 | 1 0 | 12 |
| 1 | Shaquil Bender | G 33:14 | 6-9 | 0-2 | 0-0 | 1 2 3 | 3 0 | 12 | 1 | 0 | 1 | 0 0 | 8 |
| 2 | Jaden Winston | G 27:21 | 6-8 | 2-4 | 4-8 | 0 5 5 | 1 4 | 18 | 1 | 3 | 4 | 0 0 | 0 |
| 10 | Masiah Gilyard | G 34:05 | 7-9 | 2-3 | 5-6 | 1 6 7 | 1 4 | 21 | 3 | 5 | 0 | 0 0 | 12 |
| 14 | Wesley Robinson | G 31:40 | 3-7 | 0-1 | 0-0 | 1 2 3 | 4 2 | 6 | 3 | 1 | 0 | 0 0 | 6 |
| 0 | Devin Dinkins | 30:49 | 3-6 | 2-2 | 0-0 | 1 1 1 | 3 1 | 10 | 6 | 2 | 5 | 0 0 | 19 |
| 21 | Marko Ljubicic | 11:08 | 0-0 | 0-0 | 0-0 | 0 2 2 | 1 1 | 0 | 0 | 0 | 0 | 0 0 | 7 |
| 3 | John Berbano | 00:12 | 0-0 | 0-0 | 0-0 | 0 0 0 | 0 0 | 0 | 0 | 0 | 0 | 0 0 | 0 |
| 8 | Aryan Arora | 00:12 | 0-0 | 0-0 | 0-0 | 0 0 0 | 0 0 | 0 | 0 | 0 | 0 | 0 0 | 0 |
| 11 | Michael Lawlor | 00:12 | 0-0 | 0-0 | 0-0 | 0 0 0 | 0 0 | 0 | 0 | 0 | 0 | 0 0 | 0 |
| 22 | Daniel Hackett | 00:12 | 0-0 | 0-0 | 0-0 | 0 0 0 | 0 0 | 0 | 0 | 0 | 0 | 0 0 | 0 |
| 23 | Jackson Delaney | 00:12 | 0-0 | 0-0 | 0-0 | 0 0 0 | 0 0 | 0 | 0 | 0 | 0 | 0 0 | 0 |
| Team | | | 0 2 2 | | | 0 0 | | | 0 | | | | |
| Totals | | | 30-51 | 7-16 | 13-21 | 6 24 30 | 15 18 | 80 | 16 | 11 | 10 | 1 0 | 13 |

Technical Fouls: NONE

Fairfield - 67

Record: 9-17 (5-10)

| NO. | Name | Min | FG M-A | 3P M-A | FT M-A | Rebounds OR DR TOT | Fouls PF | TP | AS | TO | ST | Blocks BS BA | +/- |
|--------|------------------|---------|-----------|-----------|-----------|-----------------------|-------------|----|----|----|----|-----------------|-----|
| 12 | Louis Bleachmore | F 22:24 | 2-5 | 2-4 | 0-0 | 0 3 3 | 1 0 | 6 | 3 | 1 | 0 | 0 0 | 3 |
| 33 | Peyton Smith | F 24:26 | 3-3 | 0-0 | 0-0 | 1 4 5 | 1 4 | 6 | 1 | 0 | 3 | 0 0 | -5 |
| 3 | Jamie Bergens | G 38:42 | 3-7 | 1-4 | 2-2 | 0 3 3 | 3 2 | 9 | 5 | 3 | 0 | 0 0 | -6 |
| 4 | Braden Sparks | G 20:44 | 4-6 | 2-4 | 2-2 | 0 0 0 | 3 2 | 12 | 0 | 4 | 1 | 0 0 | -5 |
| 16 | Prophet Johnson | G 38:41 | 9-16 | 2-4 | 3-7 | 10 3 4 | 23 6 | 0 | 2 | 0 | 0 | 0 0 | -13 |
| 0 | Deon Perry | 37:06 | 1-2 | 1-1 | 0-0 | 0 0 0 | 1 3 | 1 | 4 | 3 | 1 | 0 0 | -12 |
| 14 | Kyle Jenkins | 23:29 | 2-7 | 0-4 | 0-0 | 1 1 1 | 3 1 | 4 | 3 | 1 | 0 | 0 0 | -17 |
| 15 | Isaac Munkidi | 08:25 | 1-2 | 0-0 | 0-0 | 3 2 5 | 0 1 | 2 | 0 | 1 | 0 | 0 1 | -5 |
| 25 | Michael Rogan | 04:03 | 1-2 | 0-1 | 0-0 | 0 0 0 | 0 0 | 2 | 0 | 0 | 0 | 0 0 | 2 |
| 17 | Makuel Riek | 11:00 | 0-4 | 0-3 | 0-0 | 0 1 1 | 4 1 | 0 | 1 | 1 | 1 | 0 0 | -7 |
| Team | | | 0 0 0 | | | 0 0 | | | 0 | | | | |
| Totals | | | 26-56 | 8-25 | 7-8 | 7 21 28 | 18 15 | 67 | 19 | 12 | 7 | 0 1 | -13 |

Technical Fouls: NONE

Biggest lead

MU Stags

13 (2nd 1:01) 7 (1st 14:52)

Best Scoring Run

9 (1st 11:50) 7 (2nd 17:36)

Lead Changes

5

Times Tied

7

Time with Lead

27:47 07:15

Points from Turnovers

MU Stags

13 9

Paint

40 36

Second Chance

6 9

Fast Breaks

16 7

Bench

10 11

Period by Period Scoring

1st 2nd TOT

MU 39 41 80

Stags 33 34 67



Official Basketball Box Score - Final
Manhasset at Manhattan
02/14/25 Duddy Gymnasium, Riverdale, NY
2024-25 Men's Basketball

Game Time: 7:00 PM
Game Duration: 2:07
Attendance: 973

Officials: Adam Vandenberg, Matt Hatten, Jovan Vega

Manhasset - 70

Record: 14-11 (11-8)

| NO. | Name | Min | FG M-A | 3P M-A | FT M-A | Rebounds OR DR TOT | Fouls PF | TP | AS | TO | ST | Blocks BS BA | +/- |
|--------|--------------|---------|-----------|-----------|-----------|-----------------------|-------------|----|----|----|----|-----------------|-----|
| 11 | Bryan Etumnu | F 35:24 | 3-7 | 1-3 | 4-6 | 3 4 7 | 3 3 | 11 | 1 | 1 | 1 | 2 1 | -6 |
| 40 | Sean Trumper | F 27:46 | 4-9 | 2-4 | 1-2 | 1 3 4 | 4 1 | 11 | 1 | 1 | 3 | 1 0 | 6 |
| 0 | Adam Clark | G 38:11 | 10-15 | 0-0 | 2-4 | 2 2 4 | 4 5 | 22 | 5 | 1 | 2 | 2 4 | -6 |
| 3 | Matt Becht | G 28:41 | 5-13 | 5-13 | 0-0 | 0 0 0 | 1 1 | 15 | 1 | 1 | 1 | 0 0 | -5 |
| 5 | Devon Savage | G 34:53 | 2-12 | 1-11 | 0-0 | 1 4 5 | 0 0 | 5 | 1 | 0 | 2 | 3 0 | -10 |
| 15 | David Murray | 04:36 | 0-0 | 0-0 | 0-0 | 1 0 1 | 1 0 | 0 | 0 | 0 | 0 | 1 0 | 2 |
| 4 | Tye Dorset | 17:21 | 1-4 | 1-3 | 2-2 | 0 3 3 | 0 1 | 5 | 2 | 0 | 0 | 0 0 | -4 |
| 9 | Malik Edmead | 12:08 | 3-5 | 0-0 | 0-2 | 0 1 1 | 3 2 | 6 | 1 | 0 | 0 | 0 1 | 3 |
| Team | | | 4 0 4 | | | 0 1 | | | 0 | | | | |
| Totals | | | 28-65 | 10-34 | 9-16 | 12 17 29 | 16 13 | 75 | 12 | 5 | 9 | 6 4 | -4 |

Technical Fouls: NONE

Manhasset - 77

Record: 12-15 (7-9)

| NO. | Name | Min | FG M-A | 3P M-A | FT M-A | Rebounds OR DR TOT | Fouls PF | TP | AS | TO | ST | Blocks BS BA | +/- |
|--------|-----------------|---------|-----------|-----------|-----------|-----------------------|-------------|----|----|----|----|-----------------|-----|
| 9 | Will Sydnor | F 35:39 | 9-16 | 0-1 | 1-1 | 2 8 10 | 3 2 | 19 | 4 | 3 | 0 | 2 2 | 6 |
| 1 | Shaquil Bender | G 20:24 | 2-6 | 0-3 | 0-0 | 0 1 1 | 2 0 | 4 | 1 | 3 | 1 | 0 2 | -3 |
| 2 | Jaden Winston | G 37:24 | 2-4 | 0-1 | 0-0 | 2 2 4 | 2 1 | 4 | 5 | 4 | 1 | 0 0 | 8 |
| 10 | Masiah Gilyard | G 36:17 | 4-10 | 2-3 | 7-10 | 2 5 7 | 2 5 | 17 | 5 | 2 | 0 | 1 2 | 7 |
| 14 | Wesley Robinson | G 28:06 | 7-16 | 0-1 | 4-5 | 7 5 12 | 1 3 | 18 | 4 | 1 | 1 | 2 2 | 5 |
| 0 | Devin Dinkins | 34:08 | 5-8 | 3-4 | 2-2 | 2 4 2 | 5 5 | 15 | 3 | 1 | 0 | 1 0 | -3 |
| 21 | Marko Ljubicic | 08:02 | 1-1 | 0-0 | 0-0 | 0 1 1 | 1 0 | 2 | 0 | 0 | 0 | 1 0 | 0 |
| Team | | | 3 5 8 | | | 0 0 | | | 0 | | | | |
| Totals | | | 30-61 | 5-13 | 14-18 | 18 29 47 | 13 16 | 79 | 22 | 16 | 4 | 6 9 | 4 |

Technical Fouls: NONE

Biggest lead

MER MAN

11 (1st 8:59) 0 (1st 18:42)

Best Scoring Run

10 (1st 13:51) 11 (2nd 4:06)

Lead Changes

2

Times Tied

BOX SCORES



Official Basketball Box Score - Final
Quinnipiac at Manhattan
02/23/25 Draddy Gymnasium, Riverdale, NY
2024-25 Men's Basketball

Game Time: 2:00 PM
Game Duration: 1:54

Officials:

Quinnipiac - 74

Record: 17-10 (13-3)

| NO. | Name | | Min | FG M-A | 3P M-A | FT M-A | Rebounds OR DR TOT | Fouls PF FD | TP | AS | TO | ST | Blocks BS BA | +/- |
|--------|-----------------|-------|-------|-----------|-----------|-----------|-----------------------|----------------|----|----|----|----|-----------------|-----|
| 2 | Amari Monroe | F | 33:50 | 7-15 | 2-6 | 4-4 | 4 12 16 | 4 3 20 | 3 | 4 | 0 | 1 | 0 | 7 |
| 33 | Paul Otieno | F | 22:09 | 1-4 | 0-1 | 0-0 | 1 1 2 | 0 0 2 | 0 | 0 | 0 | 0 | 2 | -16 |
| 0 | Alexis Reyes | G | 27:02 | 3-8 | 0-1 | 2-2 | 2 2 4 | 1 2 8 | 3 | 1 | 2 | 4 | 1 | 3 |
| 3 | Savion Lewis | G | 32:16 | 5-6 | 0-0 | 2-4 | 1 3 4 | 0 2 12 | 10 | 3 | 1 | 0 | 0 | 3 |
| 24 | Jaden Zimmerman | G | 28:14 | 3-13 | 1-7 | 3-5 | 1 1 2 | 3 3 10 | 1 | 1 | 1 | 1 | 0 | 8 |
| 4 | Khaden Bennett | 27:00 | 6-10 | 4-6 | 2-2 | 2 2 4 | 2 2 18 | 1 | 0 | 4 | 0 | 1 | 14 | |
| 8 | Grant Randall | 04:34 | 0-2 | 0-1 | 0-0 | 0 0 0 | 0 0 0 | 0 | 0 | 0 | 0 | 0 | -3 | |
| 5 | Doug Young | 14:46 | 1-4 | 0-1 | 0-0 | 0 0 0 | 1 0 2 | 0 | 1 | 1 | 0 | 0 | 4 | |
| 7 | Ryan Mabrey | 07:09 | 1-1 | 0-0 | 0-0 | 0 1 1 | 1 0 2 | 0 | 0 | 1 | 0 | 0 | -4 | |
| 1 | Richie Springs | 03:00 | 0-0 | 0-0 | 0-0 | 0 1 1 | 1 0 0 | 0 | 0 | 1 | 0 | 0 | -1 | |
| Team | | | | | | | 1 4 5 | | 0 | 0 | | | | |
| Totals | | | | 27-63 | 7-23 | 13-17 | 12 27 39 | 13 12 | 74 | 18 | 11 | 10 | 7 2 3 | |

Technical Fouls: NONE

| Shooting By Period | | |
|--------------------|-------|-------------|
| 1 st | FG% | 10-30 33.3% |
| 3PT% | 1-8 | 12.5% |
| FT% | 2-4 | 50% |
| 2 nd | FG% | 17-33 51.5% |
| 3PT% | 6-15 | 40.0% |
| FT% | 11-13 | 84.6% |
| GM FG% | 27-63 | 42.9% |
| 3PT% | 7-23 | 30.4% |
| FT% | 13-17 | 76.5% |

Dead Ball Rebounds: 3, 0



Official Basketball Box Score - Final
Manhattan at Canisius
02/28/25 Koessler Athletic Center, Buffalo, N.Y.
2024-25 Men's Basketball

Game Time: 7:02 PM
Game Duration: 1:49
Attendance: 619

Officials: Bill Covington Jr., Mike Palau, David Powell

Manhattan - 77

Record: 14-12 (9-8)

| NO. | Name | Min | FG M-A | 3P M-A | FT M-A | Rebounds OR DR TOT | Fouls PF FD | TP | AS | TO | ST | Blocks BS BA | +/- | |
|--------|-----------------|---------|-----------|-----------|-----------|-----------------------|----------------|----|----|----|----|-----------------|-----|-----|
| 9 | Will Sydnor | F 24:00 | 6-9 | 1-2 | 2-4 | 0 8 8 | 1 2 | 15 | 1 | 3 | 0 | 0 | 0 | 4 |
| 1 | Shaquli Bender | G 33:24 | 6-15 | 2-7 | 1-2 | 2 7 9 | 0 2 | 15 | 2 | 1 | 0 | 0 | 1 | 12 |
| 2 | Jaden Winston | G 34:53 | 2-4 | 2-3 | 2-2 | 0 1 1 | 2 1 | 6 | 3 | 0 | 1 | 0 | 0 | 11 |
| 10 | Masiah Gilyard | G 21:43 | 0-2 | 0-1 | 2-2 | 1 1 2 | 4 1 | 2 | 1 | 2 | 0 | 0 | 0 | -23 |
| 14 | Wesley Robinson | G 33:47 | 2-7 | 1-3 | 3-4 | 2 2 4 | 3 4 | 8 | 3 | 3 | 0 | 1 | 1 | -6 |
| 0 | Devin Dinkins | 31:42 | 4-9 | 2-6 | 3-4 | 0 4 4 | 1 3 | 13 | 2 | 1 | 1 | 1 | 0 | 17 |
| 13 | Fraser Roxburgh | 20:31 | 7-10 | 1-3 | 1-1 | 1 4 5 | 0 2 | 16 | 2 | 0 | 0 | 1 | 1 | 10 |
| Team | | | | | | 3 2 5 | | 0 | 0 | | | | | |
| Totals | | | 27-56 | 9-25 | 14-19 | 9 29 38 | 11 15 | 77 | 14 | 10 | 2 | 4 | 3 | 5 |

Technical Fouls: NONE

| Shooting By Period | | |
|--------------------|-------|-------------|
| 1 st | FG% | 14-29 48.3% |
| 3PT% | 4-12 | 33.3% |
| FT% | 5-7 | 71.4% |
| 2 nd | FG% | 13-27 48.1% |
| 3PT% | 5-13 | 38.5% |
| FT% | 9-12 | 75% |
| GM FG% | 27-56 | 48.2% |
| 3PT% | 9-25 | 36.0% |
| FT% | 14-19 | 73.7% |

Dead Ball Rebounds: 2, 0

Canisius - 72

Record: 3-25 (3-14)

| NO. | Name | | Min | FG M-A | 3P M-A | FT M-A | Rebounds OR DR TOT | Fouls PF TD | TP | AS | TO | ST | Blocks BS BA | +/- | |
|--------|-------------------|---|-------|-----------|-----------|-----------|-----------------------|----------------|----|----|----|----|-----------------|-----|----|
| 7 | Dylan Godfrey | F | 37:06 | 9-13 | 3-6 | 0-0 | 0 3 3 | 0 1 | 21 | 1 | 0 | 1 | 2 | 0 | -5 |
| 9 | Evan van der Plas | F | 13:21 | 1-4 | 0-2 | 0-0 | 1 1 2 | 2 0 | 2 | 0 | 0 | 0 | 0 | 0 | -4 |
| 1 | Cam Palesse | G | 36:01 | 1-4 | 0-1 | 3-4 | 1 7 8 | 3 3 | 5 | 3 | 1 | 0 | 0 | 1 | -5 |
| 6 | Tana Kopa | G | 37:06 | 6-13 | 4-9 | 2-2 | 0 6 6 | 2 1 | 18 | 1 | 3 | 1 | 1 | 1 | 3 |
| 34 | Paul McMillan IV | G | 39:30 | 9-16 | 1-2 | 2-3 | 0 2 2 | 1 5 | 21 | 4 | 1 | 1 | 0 | 2 | -5 |
| 3 | Anthony Benard | | 30:03 | 1-5 | 0-2 | 0-0 | 1 0 1 | 5 1 | 2 | 3 | 0 | 3 | 0 | 0 | -9 |
| 33 | Gianni Thompson | | 06:53 | 1-3 | 1-2 | 0-0 | 0 3 3 | 2 0 | 3 | 0 | 1 | 0 | 0 | 0 | 0 |
| Team | | | | | | | 0 0 0 | | 0 | 1 | | | | | |
| Totals | | | | 28-58 | 9-24 | 7-9 | 3 22 25 | 15 11 | 72 | 12 | 7 | 6 | 3 | 4 | -5 |

Technical Fouls: NONE

| Shooting By Period | | |
|--------------------|-------|-------------|
| 1 st | FG% | 15-33 45.5% |
| 3PT% | 7-16 | 43.8% |
| FT% | 3-3 | 100% |
| 2 nd | FG% | 13-25 52.0% |
| 3PT% | 2-8 | 25.0% |
| FT% | 4-6 | 66.7% |
| GM FG% | 28-58 | 48.3% |
| 3PT% | 9-24 | 37.5% |
| FT% | 7-9 | 77.8% |

Dead Ball Rebounds: 0, 1

Manhattan - 71

Record: 13-12 (8-8)

| NO. | Name | Min | FG M-A | 3P M-A | FT M-A | OR Reb | DR Tot | PF Fouls | TP | AS | TO | ST | Blocks BS BA | +/- | |
|------|-----------------|---------|-----------|-----------|-----------|-----------|-----------|-------------|----|----|----|----|-----------------|-----|-----|
| 0 | Devin Dinkins | G 38:03 | 5-12 | 3-6 | 4-4 | 1 | 2 | 3 | 17 | 6 | 3 | 0 | 0 | 2 | 0 |
| 1 | Shaquli Bender | G 20:27 | 0-7 | 0-2 | 0-2 | 0 | 2 | 2 | 0 | 3 | 0 | 1 | 0 | 2 | -3 |
| 2 | Jaden Winston | G 28:13 | 0-4 | 0-2 | 0-0 | 0 | 3 | 3 | 0 | 2 | 3 | 4 | 0 | 0 | -6 |
| 10 | Masiah Gilyard | G 34:18 | 6-8 | 2-3 | 2-3 | 2 | 5 | 7 | 1 | 5 | 16 | 1 | 0 | 0 | -5 |
| 14 | Wesley Robinson | G 33:43 | 7-11 | 4-5 | 0-0 | 1 | 4 | 5 | 4 | 18 | 1 | 2 | 1 | 1 | 1 |
| 9 | Will Sydnor | 27:32 | 5-13 | 2-5 | 0-0 | 2 | 5 | 7 | 0 | 2 | 12 | 2 | 1 | 0 | -12 |
| 13 | Fraser Roxburgh | 17:02 | 3-4 | 1-1 | 1-1 | 1 | 3 | 4 | 1 | 2 | 8 | 1 | 2 | 0 | 1 |
| 21 | Marko Ljubicic | 00:43 | 0-0 | 0-0 | 0-0 | 0 | 0 | 0 | 0 | 0 | 1 | 0 | 0 | 0 | 0 |
| Team | | | | | | 0 | 0 | 1 | 0 | 0 | 2 | | | | |

Technical Fouls: NONE

| Shooting By Period | | |
|--------------------|-------|-------------|
| 1 st | FG% | 13-28 46.4% |
| 3PT% | 7-12 | 58.3% |
| FT% | 5-7 | 71.4% |
| 2 nd | FG% | 13-31 41.9% |
| 3PT% | 5-12 | 41.7% |
| FT% | 2-3 | 66.7% |
| GM FG% | 26-59 | 44.1% |
| 3PT% | 12-24 | 50.0% |
| FT% | 7-10 | 70.0% |

Dead Ball Rebounds: 2, 0

| | QUI | MAN |
|------------------|---------------------------|---------------------------|
| Biggest lead | 4 (2 nd 0:13) | 17 (1 st 1:58) |
| Best Scoring Run | 10 (2 nd 2:56) | 8 (1 st 16:33) |
| Lead Changes | 8 | |
| Times Tied | 3 | |
| Time with Lead | 01:55 | 37:48 |

| Points from | QUI | MAN |
|---------------|-----|-----|
| Turnovers | 11 | 7 |
| Paint | 30 | 24 |
| Second Chance | 15 | 7 |
| Fast Breaks | 12 | 12 |
| Bench | 22 | 20 |

| Period by Period Scoring | | | |
|--------------------------|-----|-----|-----|
| | 1st | 2nd | TOT |
| QUI | 23 | 51 | 74 |
| MAN | 38 | 33 | 71 |



Official Basketball Box Score - Final
Manhattan at Niagara
03/02/25 Gallagher Center, Niagara University
2024-25 Men's Basketball

Game Time: 2:00 PM
Game Duration: 1:49
Attendance: 1,029

Officials: Brett Hampton, Jerry Hestler, Michael Luckie

Manhattan - 85

Record: 15-12 (10-8)

| NO. | Name | | Min | FG M-A | 3P M-A | FT M-A | Rebounds OR DR TOT | Fouls PF FD | TP | AS | TO | ST | Blocks BS BA | +/- | |
|--------|-----------------|---|-------|-----------|-----------|-----------|-----------------------|----------------|----|----|----|----|-----------------|-----|----|
| 9 | Will Sydnor | F | 21:23 | 2-8 | 0-2 | 3-4 | 2 1 3 | 1 3 | 7 | 1 | 2 | 0 | 1 | 0 | 7 |
| 1 | Shaquli Bender | G | 29:29 | 6-9 | 2-3 | 0-0 | 2 2 4 | 2 0 | 14 | 2 | 1 | 0 | 0 | 0 | 11 |
| 2 | Jaden Winston | G | 35:19 | 4-9 | 3-8 | 2-2 | 1 1 2 | 1 2 | 13 | 2 | 0 | 5 | 0 | 0 | 15 |
| 10 | Masiah Gilyard | G | 24:08 | 4-7 | 0-2 | 4-4 | 1 4 5 | 3 5 | 12 | 2 | 0 | 0 | 0 | 0 | 14 |
| 14 | Wesley Robinson | G | 32:54 | 4-7 | 3-4 | 5-6 | 1 3 4 | 4 4 | 16 | 2 | 0 | 0 | 0 | 0 | 9 |
| 0 | Devin Dinkins | | 32:16 | 5-8 | 2-4 | 3-3 | 0 1 1 | 0 2 | 15 | 7 | 0 | 0 | 0 | 0 | 17 |
| 13 | Fraser Roxburgh | | 16:04 | 2-4 | 0-0 | 1-2 | 0 3 3 | 1 1 | 5 | 1 | 1 | 0 | 0 | 1 | 14 |
| 21 | Marko Ljubicic | | 02:07 | 0-0 | 0-0 | 0-0 | 0 0 0 | 0 0 | 0 | 0 | 0 | 0 | 0 | 0 | -2 |
| 3 | John Berbano | | 01:16 | 0-0 | 0-0 | 0-0 | 0 0 0 | 0 0 | 0 | 0 | 0 | 0 | 0 | 0 | -2 |
| 8 | Aryan Arora | | 01:16 | 1-1 | 0-0 | 1-2 | 0 0 0 | 0 1 | 3 | 0 | 0 | 0 | 0 | 0 | -2 |
| 11 | Michael Lawlor | | 01:16 | 0-0 | 0-0 | 0-0 | 0 0 0 | 0 0 | 0 | 0 | 0 | 0 | 0 | 0 | -2 |
| 22 | Daniel Hackett | | 01:16 | 0-0 | 0-0 | 0-0 | 0 0 0 | 1 0 | 0 | 0 | 0 | 0 | 0 | 0 | -2 |
| 23 | Jackson Delaney | | 01:16 | 0-0 | 0-0 | 0-0 | 0 0 0 | 0 0 | 0 | 0 | 0 | 0 | 0 | 0 | -2 |
| Team | | | | | | | 1 3 4 | | 0 | 0 | | | | | |
| Totals | | | | 28-53 | 10-23 | 19-23 | 8 18 26 | 13 18 | 85 | 17 | 4 | 5 | 1 | 1 | 15 |

Technical Fouls: Bender 2nd 16:59

| Shooting By Period | | |
|--------------------|-------|-------------|
| 1 st | FG% | 13-27 48.1% |
| 3PT% | 7-13 | 53.8% |
| FT% | 5-6 | 83.3% |
| 2 nd | FG% | 15-26 57.7% |
| 3PT% | 3-10 | 30.0% |
| FT% | 14-17 | 82.4% |
| GM FG% | 28-53 | 52.8% |
| 3PT% | 10-23 | 43.5% |
| FT% | 19-23 | 82.6% |

Dead Ball Rebounds: 3, 0

Niagara - 70

Record: 10-19 (5-13)

| NO. | Name | Min | FG M-A | 3P M-A | FT M-A | Rebounds OR DR TOT | Fouls PF FD | TP | AS | TO | ST | Blocks BS BA | +/- |
|--------|-------------------|---------|-----------|-----------|-----------|-----------------------|----------------|----|----|----|----|-----------------|-----|
| 12 | Jhaylon Martinez | C 26:25 | 4-5 | 0-0 | 1-2 | 3 3 6 | 2 3 9 | 4 | 2 | 0 | 0 | 0 | 0 |
| 0 | Olumide Adelodun | G 35:20 | 5-13 | 3-8 | 3-4 | 3 3 6 | 2 1 16 | 4 | 2 | 1 | 0 | 1 | -15 |
| 1 | Jaeden Marshall | G 30:12 | 4-8 | 2-5 | 5-7 | 0 5 5 | 2 4 15 | 2 | 1 | 1 | 0 | 0 | -6 |
| 5 | Justin Page | G 28:31 | 4-5 | 1-1 | 0-0 | 0 0 0 | 1 1 9 | 2 | 2 | 0 | 1 | 0 | -12 |
| 24 | Zion Russell | G 21:24 | 3-4 | 1-2 | 0-0 | 1 1 3 | 0 7 3 | 2 | 0 | 0 | 0 | 0 | -14 |
| 4 | Josiah Davis | 24:36 | 4-6 | 1-3 | 2-2 | 1 2 3 | 2 1 11 | 2 | 2 | 0 | 0 | 0 | -13 |
| 11 | Jahari Williamson | 13:24 | 0-2 | 0-2 | 0-0 | 0 0 0 | 2 0 0 | 0 | 0 | 0 | 0 | 0 | 3 |
| 6 | Damondre McKnight | 12:34 | 1-6 | 1-6 | 0-0 | 0 0 0 | 1 1 3 | 1 | 2 | 0 | 0 | 0 | -8 |
| 32 | Will Shortt | 07:34 | 0-0 | 0-0 | 0-0 | 0 0 0 | 3 1 0 | 1 | 0 | 0 | 0 | 0 | -2 |
| Team | | | | | | 1 4 5 | | 0 | 0 | | | | |
| Totals | | | 25-49 | 9-27 | 11-15 | 8 18 26 | 18 12 70 | 19 | 13 | 2 | 1 | 1 | -15 |

BOX SCORES



Official Basketball Box Score - Final
Siena at Manhattan
03/08/25 Draddy Gymnasium, Riverdale, NY
2024-25 Men's Basketball

Game Time: 2:00 PM
Game Duration: 2:01
Attendance: 1,320

Officials: Mike McCloskey, Josh Anderson, Scott Gooden

Siena - 66

Record: 14-17 (9-11)

| NO. | Name | Min | FG | | 3P | | FT | | Rebounds | | | Fouls | | TP | AS | TO | ST | Blocks | | +/- |
|--------|----------------|---------|-------|------|-------|-----|----|----|----------|----|----|-------|----|----|----|----|----|--------|----|-----|
| | | | M-A | M-A | M-A | M-A | OR | DR | TOT | PF | FD | | | | | | | BS | BA | |
| 21 | Brendan Coyle | F 29:12 | 1-5 | 1-5 | 1-3 | 0 | 0 | 0 | 1 | 1 | 4 | 1 | 1 | 1 | 0 | 0 | 0 | 0 | 0 | -17 |
| 13 | Peter Carey | G 17:23 | 1-2 | 0-0 | 0-0 | 3 | 3 | 6 | 4 | 1 | 2 | 0 | 1 | 0 | 1 | 0 | 0 | 0 | 0 | -15 |
| 0 | Justice Shoats | G 37:30 | 6-14 | 0-2 | 3-4 | 0 | 2 | 2 | 1 | 3 | 15 | 8 | 1 | 0 | 3 | 0 | 0 | 0 | 0 | -15 |
| 3 | Major Freeman | G 36:47 | 3-13 | 3-10 | 4-6 | 0 | 2 | 2 | 2 | 3 | 13 | 2 | 2 | 1 | 0 | 1 | 0 | 1 | 0 | -15 |
| 14 | Gavin Doty | G 35:57 | 8-21 | 1-4 | 4-4 | 4 | 8 | 12 | 1 | 6 | 21 | 1 | 2 | 2 | 0 | 1 | 0 | 1 | 0 | -12 |
| 5 | Myles Wilmoth | 12:25 | 0-3 | 0-0 | 0-0 | 0 | 3 | 3 | 3 | 1 | 0 | 0 | 1 | 1 | 2 | 3 | 0 | 0 | 0 | -4 |
| 7 | Tajae Jones | 18:30 | 1-3 | 0-1 | 3-3 | 2 | 5 | 7 | 1 | 4 | 5 | 0 | 0 | 0 | 0 | 1 | 0 | 0 | 0 | -6 |
| 20 | Kyle Winters | 03:32 | 0-1 | 0-1 | 0-2 | 0 | 2 | 2 | 1 | 1 | 0 | 0 | 0 | 1 | 0 | 0 | 0 | 0 | 0 | 1 |
| 1 | Chris Torres | 02:11 | 0-0 | 0-0 | 0-0 | 1 | 0 | 1 | 0 | 0 | 0 | 0 | 0 | 0 | 0 | 0 | 0 | 0 | 0 | 6 |
| 11 | Michael Ojo | 02:11 | 0-0 | 0-0 | 2-2 | 0 | 1 | 1 | 0 | 1 | 2 | 1 | 0 | 0 | 0 | 0 | 0 | 0 | 0 | 6 |
| 15 | Luke Cecchi | 02:11 | 0-1 | 0-1 | 0-0 | 0 | 0 | 0 | 1 | 0 | 0 | 0 | 0 | 0 | 0 | 0 | 0 | 0 | 0 | 5 |
| 22 | Devin Brafford | 02:11 | 2-2 | 0-0 | 0-1 | 1 | 1 | 2 | 0 | 1 | 4 | 0 | 0 | 0 | 1 | 0 | 0 | 1 | 0 | 6 |
| Team | | | | | | | 1 | 1 | 2 | | | 0 | | 1 | | | | | | |
| Totals | | | 22-65 | 5-24 | 17-25 | 12 | 28 | 40 | 16 | 22 | 66 | 13 | 10 | 5 | 8 | 5 | 0 | 5 | 0 | -12 |

Technical Fouls:Coach 2nd 19:32

| Shooting By Period | | |
|---------------------|-------|-------|
| 1 st FG% | 9-34 | 26.5% |
| 3PT% | 3-11 | 27.3% |
| FT% | 2-3 | 66.7% |
| 2 nd FG% | 13-31 | 41.9% |
| 3PT% | 2-13 | 15.4% |
| FT% | 15-22 | 68.2% |
| GM FG% | 22-65 | 33.8% |
| 3PT% | 5-24 | 20.8% |
| FT% | 17-25 | 68.0% |

Dead Ball Rebounds: 6, 0

Manhattan - 78

Record: 17-12 (12-8)

| NO. | Name | Min | FG | | 3P | | FT | | Rebounds | | | Fouls | | TP | AS | TO | ST | Blocks | | +/- |
|--------|-----------------|---------|-------|-------|-------|-----|----|----|----------|----|----|-------|----|----|----|----|----|--------|----|-----|
| | | | M-A | M-A | M-A | M-A | OR | DR | TOT | PF | FD | | | | | | | BS | BA | |
| 9 | Will Sydnor | F 22:23 | 3-6 | 1-3 | 5-6 | 2 | 6 | 8 | 4 | 4 | 12 | 2 | 3 | 0 | 1 | 1 | 9 | | | 9 |
| 1 | Shaqul Bender | G 30:40 | 6-13 | 1-4 | 2-2 | 1 | 3 | 4 | 1 | 0 | 15 | 3 | 1 | 0 | 1 | 1 | 14 | | | 14 |
| 2 | Jaden Winston | G 36:24 | 2-8 | 1-3 | 0-0 | 0 | 2 | 2 | 2 | 2 | 5 | 5 | 0 | 2 | 0 | 2 | 15 | | | 15 |
| 10 | Masiah Gilyard | G 30:52 | 4-7 | 2-4 | 2-2 | 2 | 4 | 6 | 2 | 1 | 12 | 2 | 3 | 2 | 0 | 1 | 10 | | | 10 |
| 14 | Wesley Robinson | G 24:26 | 5-8 | 2-4 | 3-3 | 0 | 6 | 6 | 5 | 1 | 15 | 1 | 0 | 0 | 2 | 1 | 15 | | | 15 |
| 0 | Devin Dinkins | 24:48 | 1-5 | 1-3 | 4-4 | 0 | 2 | 2 | 2 | 4 | 7 | 0 | 1 | 0 | 0 | 0 | 10 | | | 10 |
| 13 | Fraser Roxburgh | 19:39 | 4-8 | 3-4 | 0-0 | 2 | 3 | 5 | 2 | 2 | 11 | 1 | 3 | 0 | 1 | 1 | 7 | | | 7 |
| 21 | Marko Ljubicic | 02:01 | 0-1 | 0-0 | 0-0 | 0 | 0 | 0 | 1 | 0 | 0 | 0 | 1 | 0 | 0 | 0 | 1 | 0 | 0 | -1 |
| 8 | Aryan Aurora | 02:11 | 0-0 | 0-0 | 0-0 | 0 | 0 | 0 | 0 | 0 | 0 | 0 | 0 | 0 | 0 | 0 | 0 | 0 | 0 | -5 |
| 22 | Daniel Hackett | 02:11 | 0-3 | 0-2 | 0-0 | 0 | 0 | 0 | 1 | 0 | 0 | 0 | 0 | 0 | 0 | 0 | 0 | 0 | 0 | -3 |
| 3 | John Barbano | 01:29 | 0-0 | 0-0 | 0-0 | 0 | 0 | 0 | 1 | 0 | 0 | 0 | 0 | 0 | 0 | 0 | 0 | 0 | 0 | -3 |
| 11 | Michael Lawlor | 01:29 | 0-0 | 0-0 | 1-2 | 0 | 2 | 2 | 0 | 1 | 1 | 0 | 0 | 0 | 0 | 0 | 0 | 0 | 0 | -3 |
| 23 | Jackson Delaney | 01:29 | 0-0 | 0-0 | 0-0 | 0 | 0 | 0 | 1 | 0 | 0 | 0 | 0 | 0 | 0 | 0 | 0 | 0 | 0 | -3 |
| Team | | | | | | | 1 | 4 | 5 | | | 0 | | 1 | | | | | | |
| Totals | | | 25-59 | 11-27 | 17-19 | 8 | 32 | 40 | 22 | 15 | 78 | 14 | 13 | 4 | 5 | 8 | 12 | | | |

Technical Fouls:NONE

| Shooting By Period | | |
|---------------------|-------|-------|
| 1 st FG% | 12-31 | 38.7% |
| 3PT% | 5-14 | 35.7% |
| FT% | 3-4 | 75% |
| 2 nd FG% | 13-28 | 46.4% |
| 3PT% | 6-13 | 46.2% |
| FT% | 14-15 | 93.3% |
| GM FG% | 25-59 | 42.4% |
| 3PT% | 11-27 | 40.7% |
| FT% | 17-19 | 89.5% |

Dead Ball Rebounds: 0, 1

| | SIE | MAN |
|------------------|---------------------------|----------------------------|
| Biggest lead | 2 (1 st 18:20) | 19 (2 nd 8:11) |
| Best Scoring Run | 5 (1 st 10:28) | 13 (2 nd 19:32) |
| Lead Changes | 7 | |
| Times Tied | 5 | |
| Time with Lead | 02:40 | 31:29 |

| Points from | SIE | MAN |
|---------------|-----|-----|
| Turnovers | 8 | 12 |
| Paint | 34 | 24 |
| Second Chance | 6 | 8 |
| Fast Breaks | 2 | 5 |
| Bench | 11 | 19 |

| Period by Period Scoring | | | |
|--------------------------|-----|-----|-----|
| | 1st | 2nd | TOT |
| SIE | 23 | 43 | 66 |
| MAN | 32 | 46 | 78 |

