



2025-26 MEN'S BASKETBALL GAME NOTES

GAME 27 • NIAGARA • SUNDAY, FEBRUARY 15, 2026

2 p.m. • Lewiston, NY • Gallagher Center • **ESPN+**

PBP: Todd Callen
Analyst: Trevor Butz

[@IonaGaels](#), [@IonaGaelsMBB](#), [#GaelNation](#)

2025-26 SCHEDULE/RESULTS

Overall: 15-11 H: 9-3 A: 5-6 N: 1-2 MAAC: 7-8

Date Day Opponent Time/Result

NOVEMBER (5-2)

7	Fri	HOFSTRA (ESPN+)	W, 81-73
11	Tue	at Kansas City (Summit League Ntwk)	W, 105-91
14	Fri	FORDHAM (ESPN+)	W, 76-71
18	Tue	PRINCETON (ESPN+)	W, 89-69
Paradise Jam - St. Thomas, USVI			
21	Fri	vs. Akron (ESPN+)	L, 75-96
22	Sat	vs. Oregon State (ESPN+)	W, 91-84 2OT
24	Mon	vs. Green Bay (ESPN+)	L, 75-80

DECEMBER (4-3)

1	Mon	at Delaware (ESPN+)	W, 89-66
5	Fri	QUINNIPIAC* (ESPN+)	L, 68-89
7	Sun	at Sacred Heart* (ESPN+)	W, 81-69
10	Wed	BRYANT (ESPN+)	W, 69-63
13	Sat	at St. John's (TNT/TruTV, at MSG)	L, 64-91
20	Sat	at Vermont (ESPN+)	W, 83-78
29	Mon	at Mount St. Mary's* (ESPN+)	L, 59-66

JANUARY (5-4)

2	Fri	SIENA* (ESPN+)	W, 75-72
4	Sun	at Marist* (ESPN+)	L, 38-83
9	Fri	NIAGARA* (ESPN+)	W, 71-53
11	Sun	CANISIUS* (ESPN+)	W, 74-48
14	Wed	at Rider* (SNY/ESPN+)	L, 68-72
19	Mon	at Saint Peter's* (ESPN+)	L, 63-77
22	Thu	MERRIMACK* (ESPN+)	W, 61-60
24	Sat	MANHATTAN* (ESPN+)	W, 66-57
30	Fri	FAIRFIELD* (ESPN+)	L, 70-71

FEBRUARY (1-2)

5	Thu	at Siena* (ESPNU)	L, 72-79
7	Sat	MOUNT ST. MARY'S* (ESPN+)	L, 76-83
13	Fri	at Canisius* (ESPN+)	W, 69-63
15	Sun	at Niagara* (ESPN+)	2 p.m.
20	Fri	SAINT PETER'S* (ESPN+)	7 p.m.
22	Sun	at Merrimack* (ESPN+)	1 p.m.
27	Fri	RIDER* (ESPN+)	7 p.m.

MARCH

1 Sun at Manhattan* (ESPNU or ESPN+) 2 p.m.

2026 MAAC Championship - Atlantic City, NJ

5	Thu	First Round (ESPN+)	6/8:30 p.m.
6	Fri	Quarterfinal Round (ESPN+)	6/8:30 p.m.
7	Sat	Quarterfinal Round (ESPN+)	6/8:30 p.m.
8	Sun	Semifinal Round (ESPN+)	6/8:30 p.m.
10	Tue	Championship Game (ESPN/ESPNU)	TBD

Home events in CAPS & BOLD;
MAAC Games noted by an asterisk
All times are Eastern

The Iona University men's basketball team (15-11, 7-8 MAAC) completes its annual Western New York swing at Niagara (6-19, 3-12 MAAC) in 2 p.m. tip on ESPN+ at the Gallagher Center Sunday afternoon.

IONA VS. NIAGARA - SERIES HISTORY

- Tonight's game is the 98th meeting between the two squads.
- Iona holds a 56-41 series advantage after winning the last three matchups vs. Niagara since 2024-25.
- The Gaels have won nine of the last 10 meetings.
- Iona is 21-22 on Niagara's home floor.

SCOUTING NIAGARA (6-19, 3-12 MAAC)

- Niagara enters the contest following a loss to Manhattan on Friday night.
- Junior **Justin Page** is the lone double-digit scorer at 12.1 ppg. He is No. 2 with 2.5 apg.
- Sophomore **Will Shortt** (4.7 rpg) and junior **Josiah Sabino** (4.6 rpg) are the team's top rebounders.
- Junior **Vice Zanki** leads with 32 3FG.
- The Purple Eagles were selected to finish 12th in the MAAC this season.

GAELS IN MAAC REGULAR SEASON PLAY

- Since the inception of the MAAC in the 1981-82 season, Iona has compiled a **466-284 (.621)** record in regular season play.
- The Gaels' **466** wins and **.621** win percentage are the highest of any current MAAC member.
- The Gaels became the first team to reach 450 wins with its win vs. Canisius on Jan. 16, 2025.
- Iona is **102** wins ahead of Siena, No. 2 on the list.

GAELS IN MAAC PLAY AWAY FROM HOME

- The Gaels improved to 18 games over .500 in MAAC road contests all-time following its win over Canisius in its last contest.
- The team is **2-5** this year and finished 6-4 in 2024-25.
- Iona holds a **194-176 (.524)** record in 44+ seasons in the MAAC.

Iona vs. Niagara

Overall: 56-41 (.577) • Geriot (1-0)
Home: 29-13
Away: 21-22
Neutral: 6-6

LAST 15 MEETINGS






Date	W-L	Score	Site
2/16/18	L	84-85	H
1/11/19	L	90-95	A
2/10/19	W	79-76	H
1/12/20	L	69-70	H
2/29/20	L	91-100	A
3/12/21	W	70-64	N
1/16/22	W	78-55	H
2/6/22	L	71-80	A
12/2/22	W	78-56	H
2/12/23	W	72-55	A
3/10/23	W	71-59	N
1/7/24	L	73-75	H
2/8/24	W	74-71	A
2/28/25	W	65-63	A
1/9/26	W	71-53	H

97 games		
Iona	7,452 pts	76.8 ppg
Niagara	7,258 pts	74.8 ppg

GAELS VS. PURPLE EAGLES

NAME	GP	MIN	PTS	REB	AST
Sabally	1	29.0	14.0	10.0	2.0
Akametu	1	27.0	12.0	12.0	3.0
Anthony	1	30.0	10.0	2.0	5.0
Anglin	1	22.0	10.0	1.0	2.0
Jungers	2	20.0	7.0	2.5	0.0
Badru	1	16.0	7.0	4.0	0.0
Cormier	1	15.0	4.0	2.0	1.0
Harris	1	27.0	3.0	0.0	1.0
Fall	1	12.0	0.0	5.0	2.0
Horan	1	1.0	0.0	0.0	0.0
Hourrutiner	1	1.0	0.0	0.0	0.0
Reed	1	1.0	0.0	0.0	0.0

LAST GAME'S STARTERS

				
2 ANGLIN JR • GUARD	9 SABALLY SR • FORWARD	11 ANTHONY GR • GUARD	13 AKAMETU JR • GUARD	44 FALL FR • FORWARD
MIN 27.5 PPG 10.1 REB 1.8 AST 1.7 3FG/G 2.0	MIN 30.1 PPG 11.4 REB 8.0 AST 3.1 STL 1.8	MIN 30.9 PPG 14.0 REB 2.9 AST 5.5 3FG/G 1.6	MIN 22.1 PPG 9.7 REB 4.7 AST 0.7 3FG/G 0.9	MIN 18.5 PPG 2.8 REB 3.8 AST 1.1 BLK 1.1



2025-26 MAAC STANDINGS

SCHOOL	MAAC			OVERALL		
	W	L	PCT	W	L	PCT
Merrimack	13	2	.867	17	9	.654
Saint Peter's	11	4	.733	14	9	.609
Quinnipiac	11	5	.688	18	9	.667
Siena	10	5	.667	17	9	.654
Marist	10	6	.625	16	9	.640
Fairfield	8	7	.533	16	10	.615
Mt. St. Mary's	8	8	.500	12	15	.444
IONA	7	8	.467	15	11	.577
Manhattan	7	9	.438	11	16	.407
Sacred Heart	7	9	.438	11	16	.407
CANISIUS	3	12	.200	8	18	.308
Niagara	3	12	.200	6	19	.240
Rider	2	13	.133	3	21	.125

2025-26 MAAC STANDINGS

Thursday, February 12, 2026

MERRIMACK 81, Marist 56

Friday, February 13, 2026

Mount St. Mary's 65, RIDER 55

Manhattan 76, NIAGARA 69

Quinnipiac 74, SIENA 62

Iona 69, CANISIUS 63

SACRED HEART 78, Saint Peter's 71

Sunday, February 15, 2026

Manhattan at Canisius 1 p.m.

IONA AT NIAGARA 2 p.m.

Fairfield at Saint Peter's 2 p.m.

Siena at Marist 2 p.m.

Rider at Sacred Heart 2 p.m.

Merrimack at Quinnipiac 2 p.m.

Friday, February 20, 2026

SAINT PETER'S AT IONA 7 p.m.

Sacred Heart at Fairfield 7 p.m.

Siena at Merrimack 7 p.m.

Canisius at Rider 7 p.m.

Niagara at Mount St. Mary's 7 p.m.

Marist at Manhattan 7 p.m.

Sunday, February 22, 2026

IONA AT MERRIMACK 1 p.m.

Niagara at Rider 2 p.m.

Saint Peter's at Siena 2 p.m.

Sacred Heart at Marist 2 p.m.

Fairfield at Quinnipiac 2 p.m.

Canisius at Mount St. Mary's 2 p.m.

Friday, February 27, 2026

Quinnipiac at Niagara 6:30 p.m.

Mount St. Mary's at Sacred Heart 7 p.m.

RIDER AT IONA 7 p.m.

Manhattan at Saint Peter's 7 p.m.

Siena at Fairfield 7 p.m.

Merrimack at Canisius 7 p.m.

RANDOM MINUTIAE

• Iona played its 750th MAAC regular season contest in Friday's game. Due to limited participation during the 2020-21 COVID campaign, original MAAC members Manhattan (759), Fairfield (759), and Saint Peter's (759) have all reached the mark.

• A scheduling quirk for the 2025-26 season saw Iona play the first 12 games of its MAAC season against 12 different opponents.

• Iona posted a 6-6 mark, going 1-3 against opponents it only faces once and 5-3 vs. teams it will face in its final eight contests.

THE ELUSIVE WESTERN NEW YORK SWEEP

• Iona seeks just its 10th 2-0 trip in Western New York in 35 years of traveling to play Niagara and Canisius.

• After Friday's win at Canisius, the Gaels are 23-12 in its first game on the trip. Overall the program is 15-19 in the second contest and 9-13 following a first game win and 4-5 at Niagara.

• The Maroon & Gold's series sweeps have come in 2024-25, 2022-23, 2015-16, 2013-14, 2011-12, 2008-09, 2005-06, 1997-98, and 1990-91.

POSSESSION IS NINE-TENTHS OF THE LAW

• With a MAAC No. 2 69.2 tempo (No. 92 in the country), the Gaels have posted a 11-7 record in games with 72 possessions or less and are 4-4 in games greater than 72.

• When scoring a point or more per possession the Gaels are 15-5. The mark is 4-0 in games greater than 72 possessions.

• With less than a point per possession, Iona is 0-6 overall and 0-4 with more than 72 turns.

• Defensively when holding teams to less than 1.0 PPP, Iona is 10-1 and 7-0 in 72 possessions or less. With a 1.0 opponent PPP or greater, Iona is 5-10 overall and 1-3 with > 72 possessions.

• The Gaels have played their last 10 games under 70 possessions with season-lows 61 (2x) and 60 (2x) possessions.

• With stingy defensive totals in home games vs. Niagara, and Manhattan, Iona improved to **71-1** in the last 16 seasons when holding a team under 0.88 PPP.

STUFFING THE STAT SHEET

• Through 26 games, senior Lamin Sabally is averaging 11.4 points, 8.0 rebounds, 3.1 assists, 1.8 steals, and 0.5 blocks per contest.

• He ranks third in the MAAC in rebounding and field goal pct, fifth in steals, seventh in assist/turnover ratio, and 10th in assists.

• Sabally also posted the Gaels' lone 2+ block, 2+ steal game of the season at Kansas City.

NEW ROC SPLASH BROS

• Iona graduate students **Toby Harris** and **Luke Jungers** have emerged as potent bench weapons, especially from beyond the arc.

• Harris is 73-of-180 (40.6%) on three-pointers, while Jungers, playing more than ten fewer minutes per game, is 28-of-62 (45.2%).

TOP NEWCOMERS

• **C.J. Anthony** appears on a eight of the 11 statistical leaderboards tracked on MAACSports.com, ranking in assists (2nd), assist/turnover ratio (2nd), steals (6th), scoring (13th), 3-point fg pct (15th), 3-point fg made (16th), free throw pct (20th), and minutes played (23rd)..

• Lamin Sabally ranks in five categories: rebounding (3rd), field goal pct (3rd), steals (5th), assist/turnover ratio (7th), and assists (10th).

• Anthony ranks No. 5 on the MAAC All-KenPom.com team.

• Sacred Heart's Dashon Gittens appears on 10 leaderboards and Manhattan's Jaden Winston is on nine. Manhattan's Devin Dinkins, Quinnipiac's Amarri Monroe and Asim Jones, Sacred Heart's Anquan Hill, and Siena's Gavin Doty are on seven. Eight performers are on six and Sabally is joined by five others on five.

KING OF THE HILL, TOP OF THE LIST

• No team among the 13 NYC Metropolitan Area Division I basketball programs within 30 miles of the center of NY College basketball, Madison Square Garden has won more games than Iona University in the 31 seasons (577; Hofstra #2, 562).

• Over the last decade-plus, Iona's 323 wins and .627 win percentage are also the best in both categories. (Seton Hall, 292 wins; .589 win pct.)

• Since 1995-96, the Maroon & Gold hold the lead in wins (577), 15 more than Hofstra, 46 more than No. 3 Seton Hall and the top win percentage (.592).

• Iona's 12 postseason appearances (eight NCAA, three NIT, one CIT) since 2010-11 are the most during the time frame, four more than Seton Hall (five NCAA, three NIT) and six more than St. John's (four NCAA, two NIT).

TOP NEW YORK METRO TEAMS (2010-pres.)*

Team	2010-pres.		1995-pres.	
	W-L	Pct	W-L	Pct
IONA	323-192	.627	577-398	.592
Seton Hall	292-204	.589	531-439	.547
Hofstra	290-219	.570	562-411	.578
Wagner	257-211	.549	460-445	.508
St. John's	289-250	.536	530-442	.545
Long Island	247-241	.506	431-487	.469

* - All teams with .500 or better record since 2010

NCAA INDIVIDUAL LEADERBOARD

Three Gaels rank in the Top 100 in the NCAA in 12 statistics heading into Saturday's games:

- C.J. Anthony (AST, 35th, 138.0)
- C.J. Anthony (APG, 38th, 5.5)
- Lamin Sabally (STL, 50th, 47.0)
- Lamin Sabally (REB, 51st, 207.0)
- Lamin Sabally (Double Doubles, 73rd, 6.0)
- Lamin Sabally (RPG, 76th, 8.0)
- Lamin Sabally (DREB, 82nd, 5.5)
- Lamin Sabally (SPG, 88th, 1.8)
- Toby Harris (3FGM, 32nd, 71.0)
- Toby Harris (3FG%, 39th, 40.6)
- Toby Harris (3FGM, 40th, 73.0)
- Toby Harris (3FG/G, 58th, 2.8)
- Toby Harris (3FGA, 61st, 180.0)

NCAA TEAM LEADERBOARD

Iona ranks in the Top 100 in the NCAA in five statistics heading into Saturday's games:

- Three Point Percentage Defense (40th)
- Fouls Per Game (53rd)
- Three Pointers Per Game (59th)
- Three Point Attempts Per Game (63rd)
- Three Point Percentage (93rd)

SUBTLE KEYS TO VICTORY

- Iona is 7-1 this season when holding a higher Effective Field Goal Percentage (weighted for three-pointers) and making more free throws than its opponent. They are 7-4 when leading in one category and 1-6 when behind in both.
- Since 2010, the splits are 151-16 when winning both, 156-80 when winning one and 16-96 when dropping both.

GOING DEEP

- **Iona has made 10 or more three-pointers in 14 of its first 26 games and hit at least eight in six other contests.**
- The Gaels reached the 10+ mark four times last season and 12 times in 2023-24.
- Since the turn of the century, Iona has reached 10+ three-pointers in a season 20 times on two occasions, both under **Tim Cluess** in 2013-14 (60.6%) and 2016-17 (57.1%).

10+ 3FG MADE IN A GAME (by percentage, since 2007)

Coach	10+	GP	PCT	W-L
GERIOT	14	26	53.8%	9-5
Cluess	128	307	41.7%	101-27
Arnold	9	29	31.0%	4-5
Anderson	16	67	23.9%	11-5
Pitino	17	86	19.8%	13-4
Willard	11	94	11.7%	7-4

LET IT RAIN

- Through **26** games this season, Iona has made at least one three-pointer in **573** consecutive games and in **1,025** of its last **1,029** contests.
- In 2019-20, the Gaels surpassed their previous program record of 386 consecutive games (Jan. 5, 1994-Dec. 16, 2006).
- Since the three-point line was adopted in 1986-87, Iona has failed to make a three-pointer in just 18 of **1,244** games.

NON-CONFERENCE SUCCESS

- Iona closed its 2025-26 non-conference schedule with an 8-3 record.
- The .727 winning percentage ranks as the fourth best since the turn of the century, trailing a 7-2 (.778) mark in 2005-06 and 9-3 (.750) finishes in both 2009-10 and 2011-12.
- Since the MAAC expanded to 10 teams in 1997-98 and adopted an 18-game league schedule, only the 1997-98, 2009-10, and 2011-12 seasons produced more than eight non-conference wins.
- Iona's all-time non-conference high since the MAAC's inception in 1981-82 is 14 wins, achieved in the league's inaugural season with a 14-5 record, while the program's best winning percentage came in 1984-85 at 12-1 (.923).

MOST OOC WINS SINCE 18+ GAME MAAC SLATE

W	Years
9	2011-12, 2009-10, 1997-98
8	2025-26, 2021-22
7	2022-23, 2016-17, 2014-15, 2010-11, 2005-06, 2000-01

DOUBLE DOUBLE DOUBLES

- For the second time this season junior **Kosy Akametu** and senior **Lamin Sabally** each recorded double-doubles in an Iona's win.
- At Kansas City, Akametu posted 22 points and 10 boards while Sabally had 15 and 10.
- Vs. Niagara, Sabally led with 14 points and 10 rebounds and Akametu recorded 12 points and a career-best 12 rebounds.
- Last season, **Dejour Reaves** and **Yaphet Moundi** accomplished the feat vs. Manhattan.

LOU HENSON AWARD WATCH LIST

- Graduate **CJ Anthony** was named to the Lou Henson Award Early Season Watch List, as announced by CollegelInsider.com.
- Anthony is one of just two MAAC players selected among the 50 student-athletes on the early season list, joining Quinnipiac's Amarrri Monroe.
- The Lou Henson Award is presented annually to the top player in Division I men's basketball from a mid-major program.

MAAC PLAYER OF THE WEEK

- Iona has collected three MAAC Player of the Week honors this season, with graduate **CJ Anthony** earning two in the first four weeks and classmate **Toby Harris** claiming the award on Dec. 22 following a 26-point performance at Vermont.
- Anthony opened the season by winning the first weekly honor for his play against Hofstra, then added a second in week three with standout efforts versus Princeton, Akron, and Oregon State.
- With his first award of the 2025-26 campaign, Anthony became the third Gael to earn MAAC Player of the Week honors in the opening week, joining **Nakiea Miller** (2000) and **Idan Tretout** (2023). He is also the first Iona player to win the award multiple times in a season since **Walter Clayton Jr.** and **Nelly Junior Joseph** in 2022-23.
- Iona has had multiple Player of the Week recipients in a season for the first time since 2023-24, when Idan Tretout and Greg Gordon earned the distinction.

THE FIRST TEN

- With the Gaels' 10th win of the season vs. Siena, head coach Dan Geriot matched former skipper Rick Pitino for the second fastest coach to double-digit victories in program history.
- Geriot matched the Gaels 10-5 start in 2020-21.
- **Tim Welsh** reached the mark the fastest in 1995-96 winning 10 of the teams first 12 and 15 of the first 17.
- Other Iona coaches to reach 10 wins before a 10th loss include: **Pete Caruso** (10-6), **Tim Cluess** (10-6), **Jim McDermott** (10-7), **Jeff Ruland** (10-7), **Jerry Welsh** (10-8), and **Jim Valvano** (10-9).
- **Gene Roberti**, **Pat Kennedy** and **Tobin Anderson** each started at 10-10.

FUN WITH NUMBERS

Dan Geriot record by month...

Month	2025-26	Total
November	5-2	5-2
December	4-3	4-3
January	5-4	5-4
February	1-2	1-2
March	0-0	0-0
Total	15-11	15-11

Iona All-Time Win-Loss Records

2,266 Games Played
 All-Time (1940-present) - 1,314-952 (.580)
 Home (1948-present) - 613-209 (.746)
 Away (1948-present) - 399-488 (.450)
 Neutral (1948-present) - 226-216 (.511)
 Overtime games (1947-present) - 62-55 (.530)
 Home, Away Neutral not available 1940-47

Iona MAAC Records (1982-present)

750 Games Played
 MAAC All-Time - 466-284 (.621)
 MAAC Home - 263-106 (.713)
 MAAC Away - 194-176 (.524)
 MAAC Neutral - 9-2 (.818)
 MAAC Tournament - 67-30 (.691)

Hynes Athletics Center Records (1974-present)

635 games played
 Overall - 468-167 (.737)
 Non-Conference Games - 205-57 (.782)
 MAAC Games - 263-106 (.713)

NEW YORK METROPOLITAN STANDINGS

School	2010-pres		1995-pres	
	W-L	PCT	W-L	PCT
IONA	323-192	.627	577-398	.592
Seton Hall	292-204	.589	531-439	.547
Hofstra	290-219	.570	562-411	.578
Wagner	257-211	.549	460-445	.508
St. John's	289-250	.536	530-442	.545
Long Island	247-241	.506	431-487	.469
Saint Peter's	236-253	.483	396-529	.428
Rutgers	229-272	.457	434-520	.455
N.J.I.T.	206-248	.454	358-513	.411
Columbia	184-237	.437	342-489	.412
Manhattan	215-276	.438	439-488	.474
Fordham	185-282	.396	319-583	.354
Fair. Dickinson	179-300	.374	385-542	.415

By win percentage since 2010

INDIVIDUAL CAREER TOTALS

Player	NCAA Statistics Only					
	G	Pts	Reb	Ast	Blk	Stl
Harris	102	1,450	465	117	34	56
Williams	116	1,125	292	153	7	64
Anglin	76	558	120	78	3	41
Jungers	94	539	187	43	21	37
Sabally	94	527	389	104	31	70
Cormier	85	378	104	72	0	32
Anthony	60	377	88	146	3	41
Badru	58	355	213	26	15	44
Akametu	76	332	174	32	9	17
Reed	72	251	210	24	10	6
Fall	25	70	95	28	28	15
Horan	5	0	1	0	0	0
Hourrutiner	5	0	2	0	0	0

DOUBLE DIGIT DYNAMICS

Games with:	25-26	24-25	Tot	Rec
at least 10 points				
Anthony	22	-	22	12-10
Sabally	18	4	24	15-9
Harris	15	22	72	43-29
Anglin	14	11	25	14-11
Akametu	12	0	13	8-5
Williams	6	5	49	18-31
Jungers	6	10	25	13-12
Cormier	1	-	15	7-8
Badru	0	16	16	6-10
Reed	0	2	5	1-4
at least 20 points				
Anthony	6	-	6	4-2
Harris	4	11	28	21-7
Williams	2	0	18	6-12
Sabally	2	0	2	0-2
Akametu	2	0	2	2-0
Anglin	1	2	3	2-1
Jungers	0	0	2	1-1
Badru	0	1	1	1-0
at least 30 points				
Williams	0	0	2	1-1
Harris	0	0	1	1-0
at least 10 rebounds				
Sabally	9	1	11	5-6
Akametu	2	0	2	2-0
Harris	0	2	7	7-0
Badru	0	5	5	2-3
Reed	0	0	1	0-1
at least 10 assists				
Anthony	1	-	1	1-0
Double-Doubles				
Sabally	6	0	6	2-4
Akametu	2	0	2	2-0
Anthony	1	-	1	1-0
Harris	0	2	7	7-0
Badru	0	4	4	2-2
Reed	0	0	1	0-1
Leading Scorer (including ties, Iona only)				
Anthony	9	-	9	6-3
Harris	6	0	6	4-2
Anglin	5	0	5	3-2
Sabally	5	0	5	2-3
Akametu	3	0	3	2-1
Jungers	0	1	4	3-1
Leading Rebounder (including ties, Iona only)				
Sabally	19	0	19	12-7
Akametu	6	0	6	4-2
Harris	3	0	3	1-2
Fall	3	-	3	1-2
Williams	2	0	2	2-0
Jungers	1	0	3	1-2
Badru	1	0	1	1-0
Leading Assists (including ties, Iona only)				
Anthony	16	-	16	8-8
Sabally	5	0	5	4-1
Anglin	3	0	3	2-1
Fall	2	-	2	1-1
Jungers	0	0	1	0-1

HOT START

- Earning its 10th win on Jan. 2 marked the fourth-earliest point on the calendar in program history to reach that milestone, trailing only the 2021-22 and 2011-12 campaigns (Dec. 21) and 2022-23 (Jan. 1).
- Other fast starts to 10 wins include 1984-85 (Jan. 3), 1997-98 and 2000-01 (Jan. 5).
- The Gaels' eighth win on Dec. 10 was the second-earliest in program history, behind only 2021-22 (Dec. 3).
- Iona opened this season 4-0 for the first time since 2021-22, marking the third time this century and the 11th time in the 80-year history of the program.

#SCTOP10

- Senior **Lamin Sabally** earned his second ESPN SportsCenter Top 10 highlight of the season with back-to-back dunks late in Iona's win over Bryant.
- His first, with 5:34 remaining, sparked the crowd as he drove from the wing and threw down a poster dunk. Less than 30 seconds later, he caught a lob from **CJ Anthony** to swing momentum in Iona's favor, securing No. 8 on the Top 10.
- In the season opener vs. Hofstra, his thunderous transition dunk with 7:38 left in the second half was ranked No. 2.

- An Instagram post from the baseline angle, showing Sabally drawing contact before finishing one-handed, has amassed over 1.5 million views, 123,000 likes, 72,000 shares, and 2,300+ comments.

DON'T CALL IT A COMEBACK

- Iona erased a 19-point second-half deficit in a thrilling double-overtime win vs. Oregon State.
- ESPN.com listed the probability of a loss with 10:54 remaining in regulation at 99.3%.
- **Luke Jungers** drilled a corner three with 1.5 seconds left to force the first overtime, and **CJ Anthony** sank two clutch free throws with under six seconds remaining to send the game to a second extra period.
- It marked Iona's fourth comeback from 15 or more points in the last four seasons. Previous comebacks include: trailing by 18 vs. Quinnipiac (Jan. 29, 2023), 16 vs. Sacred Heart (Mar. 8, 2025), and 15 vs. Vermont (Nov. 15, 2024).

FIRST WIN

- Head coach **Dan Geriot** picked up his first collegiate head coaching win in his debut vs. Hofstra.
- He is the first Iona head coach to win in his debut since **Jeff Ruland** in 1998. Since then, **Kevin Willard**, **Tim Cluess**, **Rick Pitino**, and **Tobin Anderson** all lost their first contests.
- Pitino and Anderson won in their second games, Cluess started 0-3, and Willard 0-6. Ruland began with back-to-back wins.
- Cluess' first Division I win came in his fourth game against Geriot's Richmond team in 2010.
- Geriot is the first head coach since **Gene Roberti** in 1973 to start 4-0.

THIRD TIME IN PARADISE

- Iona competed in the Paradise Jam for the third time, posting 1-2 results in all three appearances.
- Previous trips came in 2008 under Kevin Willard and 2012 under Tim Cluess.
- In each tournament, the Gaels lost the first and third games but won the middle contest, finishing sixth overall.

BALANCED SCORING

- The Gaels snapped a long stretch without a specific scoring achievement as six players reached double figures in the win over Princeton on Nov. 18.
- It was the first time since Jan. 18, 2019, vs. Marist at the Hynes Center, a span of 203 games.
- Since the 2002-03 season, Iona has had six or more players score in double figures 10 times, including a high of seven vs. Niagara on Jan. 4, 2014.

LAST 10 GAMES WITH 6+ DOUBLE DIGIT SCORERS

vs. Princeton (11/18/25)	vs. Marist (1/18/19)
vs. Manhattan (1/27/18)	at Niagara (12/29/17)
vs. Rider (3/2/14)	vs. Niagara (1/4/14)*
vs. W. Mich. (11/18/11)	at Loyola Md. (2/8/06)
at Marist (1/28/05)	vs. Manhattan (1/16/03)

*-seven players

THE CENTURY MARK

- Iona scored 105 points in its win at Kansas City, ending the longest stretch in program history without a triple-digit game.
- The last time the Gaels reached 100 or more points prior to Kansas City was Jan. 3, 2019, in a 103-84 win over Monmouth at the Hynes Center.
- The last road 100-point effort was a 110-101 loss at Rider on Feb. 25, 2018, and the last road win with 100+ points came at Marist, 101-66, on Dec. 4, 2015.

LONGEST STRETCHES BETWEEN 100+ GAMES

GP	Dates
205	1/3/2019-11/11/2025
162	12/28/2000-2/8/2006
143	3/5/2006-1/14/2011
92	12/21/1959-12/1/1964
88	12/1/1964-12/6/1968
88	1/19/1985-1/14/1988

EMBRACE THE PACE

- Iona's 105-point performance at Kansas City came on 86 possessions, as calculated by KenPom.com.
- It matched the Gaels' sixth-highest single-game possession total in regulation since 2010 and was the highest since an 88-possession effort on Feb. 19, 2021.
- Among the 35 recorded contests with 80 or more possessions in regulation since 2010-11, head coach **Tim Cluess** accounted for 32, **Rick Pitino** two, and **Dan Geriot** one.

TALE OF THE TAPE

MAAC Rnk	Iona		Niagara	MAAC Rnk
	15-11 / 7-8	Record / MAAC	6-19 / 3-12	
	5-5 (W1)	Last 10 Games (Streak)	2-8 (L2)	
	182/235/249	RPI*/NET*/KenPom	337/345/344	
5th	73.4	Scoring Offense	63.1	11th
10th	73.2	Scoring Defense	71.1	5th
7th	+0.2	Scoring Margin	-8.0	11th
5th	.437	FG%	.436	7th
3rd	.355	3-pt FG%	.331	7th
9th	.707	FT%	.712	8th
6th	.434	Opponent FG%	.456	10th
3rd	.304	Opponent 3-pt FG%	.353	11th
8th-11th	34.4-38.3	Rebounding	29.3-33.9	12th-4th
10th	-4.0	Rebound Margin	-4.6	11th
4th	13.9	Assists/game	13.7	5th
8th	11.6	Turnovers/game	11.7	9th
5th	7.2	Steals/game	5.7	10th
8th	3.0	Blocks/game	3.1	7th
8th	1.21	Assist/Turnover Ratio	1.17	10th
2nd	9.5	3FG Made	7.1	10th
265th	103.6	Adj. Off. Efficiency [^]	97.6	344th
218th	110.6	Adj. Def. Efficiency [^]	116.5	319th
92nd	69.2	Tempo [^]	62.1	365th

[^]-from KenPom.com (rank in nation)
^{*}-from WarrenNolan.com (as of 2/14/26)

20+ TRIO

- Junior **Kosy Akametu** and graduates **Keshawn Williams** and **Toby Harris** each scored 20+ points in the win at Kansas City.
- They are the first trio of Gaels to reach 20+ points in a game since **Asante Gist** (23), **Tajuan Agee** (21), and **E.J. Crawford** (21) vs. Princeton on Dec. 17, 2019.
- It was the 11th occurrence of this feat in the last 31 seasons.

THREE OR MORE PLAYERS 20+ POINTS (Since 1995)

Players	Opp	Date
Akametu (22), Williams (20), Harris (20)	at KC	11/11/25
Gist (23), Agee (21), Crawford (21)	vs PRIN	12/17/19
Agee (27), McGill (21), Crawford (20)	at QUI	2/19/19
Crawford (23), Agee (22), McGill (22)	at NIA	1/11/19
Agee (23), Crawford (22), Gist (21)	vs FFD	1/5/19
Crawford (26), McGill (22), Griffin (21)	at FFD	1/29/18
Casimir (40), English (26), Williams (25)	vs DSU	11/26/14
Armand (23), English (20), Bowman (20)	vs QUI	1/24/14
English (25), Bowman (24) Laury (21)	vs FFD	1/10/14
Soliver (22), Henson (21), Jenkins (20)	vs SPU	1/21/05
Timinskaskas (22), Barr (22), Larsen (23)	vs LOY	2/4/95

BETTER LATE THAN NEVER

- Prior to tip-off vs. Hofstra, Iona was the fifth-to-last Division I team to play its first game of the 2025-26 season.
- Princeton and Memphis opened their seasons on Saturday, while Dartmouth was the final Division I team to tip off on Sunday.

COACHING STAFF GOT BUCKETS

- Four members of Iona's bench have scored over 1,000 points in their Division I careers.
- Assistant coach **Michael Thompson** leads the group with 1,689 points at Northwestern.
- Head coach **Dan Geriot** scored 1,389 points at Richmond

and appeared in the NCAA Tournament Sweet 16.

- General manager **Craig Moore** totaled 1,294 points at Northwestern.
- Assistant coach **Ronald Ramon** tallied 1,096 points at Pitt after a standout high school career in New York City.
- Iona joins Stony Brook and North Carolina as programs with four members of their coaching/bench staff in the Division I 1,000-point club; UConn has five.

DAN GERIOT YEAR 1

- **Dan Geriot** is in his first season as head coach of the Iona men's basketball program in 2025-26.
- He arrives in New Rochelle after 10 seasons in the NBA, where he earned a reputation for player development, tactical preparation, and building winning cultures at both the NBA and G League levels with the Cleveland Cavaliers and New Orleans Pelicans.
- Geriot worked under several NBA head coaches, including Willie Green, J.B. Bickerstaff, John Beilein, Larry Drew, and Tyronn Lue.
- Before his NBA tenure, Geriot coached at the collegiate level as an assistant at Campbell University (2013-2015) under Kevin McGeehan and at Princeton University (2011-2013) under Mitch Henderson.
- As a player, Geriot had a distinguished career at the University of Richmond (2006-2011), helping the Spiders reach back-to-back NCAA Tournaments in 2010 and 2011, including a Sweet 16 berth in his senior season.
- He finished his Richmond career ranked 17th on the program's all-time scoring list with 1,386 points, earning Atlantic 10 All-Rookie Team honors as a freshman and third-team All-Atlantic 10 recognition as a sophomore.
- Geriot played professionally in Belgium for Verviers during the 2011-12 season.



MAAC OVERALL LEADERBOARD

(as of 2/15/26)

TEAM RANKINGS

Scoring Offense	5th	73.4
Scoring Defense	10th	73.2
Scoring Margin	7th	+0.2
Free Throw Pct	9th	.707
Field Goal Percentages	5th	.437
Field Goal Pct Defense	6th	.434
3-Point Fg Pct	3rd	.355
3-Point Fg Pct Defense	3rd	.304
Rebounding Offense	8th	34.4
Rebounding Defense	11th	38.3
Rebounding Margin	10th	-4.0
Blocked Shots	8th	3.0
Assists	4th	13.9
Steals	5th	7.2
Turnover Margin	8th	+0.4
Assist/Turnover Ratio	8th	1.21
Offensive Rebounds	11th	9.3
Defensive Rebounds	3rd	25.1
3-Point Fg Made	2nd	9.5
Turnovers	8th	11.6
Turnovers Forced	6th	11.8

INDIVIDUAL RANKINGS

Denver Anglin		
3-Point FG Made	9th	2.0
CJ Anthony		
Scoring	13th	14.0
Assists	2nd	5.5
Free Throw Pct	20th	.750
Steals	6th	1.6
3-Point FG Pct	15th	.364
3-Point FG Made	16th	1.6
A/T Ratio	2nd	2.2
Minutes Played	23rd	30.9
Alliou Fall		
Blocked Shots	3rd	1.1
Toby Harris		
3-Point FG Pct	7th	.406
3-Point FG Made	4th	2.8
Luke Jungers		
3-Point FG Pct	3rd	.452
Lamin Sabally		
Rebounding	3rd	8.0
Field Goal Pct	3rd	.563
Assists	10th	3.1
Steals	5th	1.8
A/T Ratio	7th	1.6



MAAC CONFERENCE-ONLY LEADERBOARD

(as of 2/15/26)

TEAM RANKINGS

Scoring Offense	10th	67.4
Scoring Defense	7th	69.5
Scoring Margin	9th	-2.1
Free Throw Pct	10th	.697
Field Goal Percentages	10th	.415
Field Goal Pct Defense	7th	.426
3-Point Fg Pct	6th	.336
3-Point Fg Pct Defense	4th	.309
Rebounding Offense	11th	33.5
Rebounding Defense	12th	37.9
Rebounding Margin	12th	-4.5
Blocked Shots	9th	3.1
Assists	5th	14.0
Steals	5th	6.9
Turnover Margin	9th	-0.1
Assist/Turnover Ratio	7th	1.21
Offensive Rebounds	9th	9.6
Defensive Rebounds	6th	23.9
3-Point Fg Made	2nd	9.3
Turnovers	10th	11.6
Turnovers Forced	6th	11.2

INDIVIDUAL RANKINGS

Kosy Akametu		
Free Throw Pct	13th	.795
Denver Anglin		
Steals	12th	1.3
3-Point FG Pct	16th	.363
3-Point FG Made	6th	2.5
CJ Anthony		
Assists	2nd	5.6
Free Throw Pct	21st	.750
Steals	7th	1.5
3-Point FG Made	23rd	1.5
A/T Ratio	2nd	2.4
Minutes Played	24th	31.5
Alliou Fall		
Blocked Shots	6th	1.1
Toby Harris		
3-Point FG Pct	22nd	.355
3-Point FG Made	4th	2.6
Luke Jungers		
3-Point FG Pct	4th	.425
Lamin Sabally		
Rebounding	3rd	8.3
Field Goal Pct	2nd	.623
Assists	20th	2.7
Steals	7th	1.5

• A native of Springfield, Pennsylvania, he starred at Springfield High School, where he was named Delaware County Player of the Year, and earned a bachelor's degree in political science and history from Richmond.

20/20 VISION

- Iona has recorded 24 20-win seasons in the 80-year history of the program.
- The Gaels have achieved 11 such campaigns since 2009-10, spanning the last 16 seasons.
- Iona has posted 25+ wins seven times in program history, including back-to-back 25+ win seasons in 2021-22 and 2022-23.

IONA'S 20+ WIN SEASONS

1949-50 (21), 1978-79 (23), 1979-80 (29), 1981-82 (24), 1982-83 (22), 1983-84 (23), 1984-85 (26), 1995-96 (21), 1996-97 (22), 1997-98 (27), 1999-00 (20), 2000-01 (22), 2005-06 (23), 2009-10 (21), 2010-11 (25), 2011-12 (25), 2012-13 (20), 2013-14 (22), 2014-15 (26), 2015-16 (22), 2016-17 (22), 2017-18 (20), 2021-22 (25), 2022-23 (27).

MID-MAJOR ELITE

- Iona has made 11 NCAA Tournament appearances since 1998, tied for the third-most among schools in conferences eligible for the CollegInsider.com Mid-Major Poll.
- Only Gonzaga (26) and Saint Mary's (11) from the West Coast Conference have more appearances.
- The Gaels are tied with Murray State (Missouri Valley) and New Mexico State (Conf. USA), and one ahead of Montana (Big Sky) and Vermont (Amer. East).
- Forty-one schools have made at least five NCAA appearances over the last 27 seasons.
- Iona's 2025-26 schedule features mid-major heavyweights, including Vermont (10 appearances), Princeton (7), Akron (6), and Siena (5).
- Outside the ACC, Big Ten, Big 12, Big East, and SEC, only VCU (14), Utah State (14), Memphis (13), and San Diego State (13) have appeared more, with Temple, Davidson, and New Mexico each reaching 10.

10 OR MORE NCAA APPEARANCES SINCE 1998

School	Appearances
Gonzaga	26
Saint Mary's	12
Iona, Murray St., New Mexico St.	11
Montana, Vermont	10
Winthrop	9
Belmont, Penn, Valparaiso, W. Kentucky	8

HYNES DOMINANCE

- Iona is **49-16 (.754)** at the Hynes Center over the last three-plus seasons.
- The Gaels are **150-43 (.777)** since 2009.
- Their non-conference home record over the last 11+ seasons stands at **26-8 (.765)**.
- Iona's 21-game home winning streak was snapped by Rider on Jan. 15, 2023.
- That streak tied for the second-longest in program history, behind a 26-game streak (2014-16) and matching streaks from 1979-80 and 1951-53.

REGULAR SEASON CHAMPIONS

- Iona has earned 13 MAAC regular season championships, the most in league history.
- The Gaels have claimed six titles in the last 14 seasons.
- Regular season championships were won in 1982-83, 1983-84, 1984-85, 1995-96, 1996-97, 1997-98, 2000-01, 2011-12, 2013-14, 2014-15, 2018-19, 2021-22, and 2022-23.

TOTAL MAAC REG. SEASON CHAMPIONSHIPS*

IONA	13	Saint Peter's	3
Siena	9	Canisius	2
Manhattan	6	Marist	2
Niagara	4	Quinnipiac	2
Rider	4	Mt. St. Mary's	0
Fairfield	3		

*-current members

IN THE RAFTERS

Iona Athletics has honored two legendary figures in the Hynes Center rafters: **Jim Valvano** and **Richie Guerin**.

JIM VALVANO

- Head coach (1975-1980) • Director of Athletics (1977-1980) • Arrigoni Hall of Fame (1994).
- Valvano led Iona to a 95-46 (.674) record, including the 1979-80 team that went 29-5, captured the ECAC Championship, defeated eventual national champion Louisville, 77-60, at Madison Square Garden, and advanced to the NCAA Tournament second round. Known for his "Dare to Dream" philosophy, Valvano recruited some of the program's finest talent.
- He was honored with a recognition ceremony on Jan. 7, 2024.

RICHIE GUERIN

- Played at Iona from 1951-1954 and became the first player in school history to have his number retired (#14) on Jan. 31, 2014.
- Guerin scored 1,375 points, earned two All-Metropolitan selections, and set a then-school record with 40 points in a game against John Carroll in 1954.
- He went on to play professionally for the New York Knicks (1956-1963) and served as player-coach for the St. Louis/Atlanta Hawks for nine years, finishing his career with 14,676 points, 4,278 rebounds, and 4,211 assists in 848 games.

GAEL GREATS

In addition to Naismith Hall of Famers Richie Guerin ('54) and Jim Valvano, Iona men's basketball has produced numerous notable figures:

- **Jeff Ruland '91** – All-American at Iona; two-time NBA All-Star with the Washington Bullets, Philadelphia 76ers, and Detroit Pistons. Returned to Iona as head coach (1998-2007), winning three MAAC Championships.
- **Tim Cluess** – Head coach (2010-2020), led one of the program's most successful decades with 199 wins in nine seasons, six NCAA appearances, five MAAC tournament titles, and four MAAC regular season championships. All-time MAAC leader in tournament victories.
- **Pat Kennedy** – Head coach (1980-1986); later coached at Florida State, DePaul, Montana, and Towson.



- **Warren Isaac '65** – Iona's only 50-point scorer; played six seasons in Europe. Starred at NYC Power Memorial before paving the way for NBA Hall of Famer Kareem Abdul-Jabbar.
- **Tim Welsh** – Head coach (1995-1998); later coached Providence for 10 seasons in the Big East. Holds the highest career winning percentage in Iona history; now an ESPN college basketball analyst.
- **Kevin Willard** – Head coach (2007-2010); now at Villanova following stints at Seton Hall and Maryland. Turned around a program from two wins prior to his arrival to 20 in his final season.
- **Steve Burt '84) & Steve Burt '06** – All-time NCAA father/son scoring leaders with over 2,000 points each. The father played four NBA seasons, including the 1992 playoffs with Phoenix, and was inducted into the NYC Basketball Hall of Fame. The son continues his professional career in Europe.
- **Sean Green '91** – Played 84 NBA games from 1991-1994; currently a high school coach in Southern California.
- **Scott Machado '12** – Prior to Jenkins and Clayton, he was the last Gael to appear in an NBA game; played for Houston and Golden State, plus time in the NBA G-League and Australia. MAAC and Iona all-time assist leader.
- **Daniss Jenkins** – Signed a two-way contract with the Detroit Pistons in 2024-25 and remains on a two-way deal for 2025-26. He has appeared in multiple games this season, averaging 7.5 points, 1.8 rebounds, and 3.0 assists per game, with a career-high 24-point outing.
- **Walter Clayton Jr.** – Selected 18th overall in the 2025 NBA Draft by the Utah Jazz. As a rookie, he has contributed off the bench, averaging 6.4 points, 2.0 rebounds, and 3.1 assists per game while gaining experience in both the NBA and G League.
- **Bob Santini '53** – Iona's first NBA player; appeared in four games with the New York Knicks in 1955-56.

NOTABLE ALUMNI (ATHLETICS/POP CULTURE)

- **Brendan Malone '62** – Longtime NBA assistant coach, last with Detroit (2014-16); passed away in 2023. His grandson, Thomas, is a graduate manager for Iona this season.
- **Don McLean** – Singer-songwriter, most famous for "American Pie" (1971).
- **Dennis Leonard** – Kansas City Royals Hall of Famer, 12-year MLB career, three 20-win seasons (1977-1980); inducted into NY Baseball Hall of Fame, 2015.
- **Kyle Flood '93** – Former Rutgers head football coach; current offensive coordinator and OL coach at Texas.
- **Maggie Timoney '89** – Iona women's basketball Hall of Famer; first female CEO of Heineken USA.
- **Jason Motte** – MLB relief pitcher; recorded final out of 2011 World Series with St. Louis; also played for Chicago, Colorado, and Atlanta.
- **Leonard Korir '12** – Two-time NCAA track champion; represented Team USA in 2016 Rio Olympics (10,000m) and 2024 Paris Games (Marathon).

- **Ignacio Maganto** – First Iona MLS draft pick; selected by LA Galaxy in 2015, scored first MLS goal that spring.
- **Mariano Rivera III '15** – Selected in the fourth round by Washington Nationals in 2014.
- **Ken Jenkins '95** – current Westchester County Executive, elected in 2024 after serving from 2007-2017 on the Board of Legislators and as Deputy Executive from 2018-2024. Jenkins is the first Black County Executive in Westchester history.
- **Emma Hayes** – Iona women's soccer coach (2003-2005); named U.S. Women's National Team head coach in 2023; won Gold at 2024 Paris Olympics.
- **Juana Camilion '22, '23 MA** – Two-time MAAC Defensive Player of the Year, 2023 MAAC Player of the Year; silver medalist for Spain in 3x3 women's basketball at 2024 Paris Olympics.
- **Vin Parise '00** – a student-manager for Iona men's basketball as an undergrad and an assistant coach following graduation, Parise is a national college basketball analyst for Fox Sports, NBC Sports and CBS Sports in addition to his appearances on SNY, WFAN and as a broadcaster of Iona's ESPN productions.

FOLLOW THE GAELS

- Stay connected with Iona Athletics on social media: [@IonaGaels](#) for general updates and [@IonaGaelsMBB](#) for men's basketball.
- A full list of student-athlete accounts can be found on the roster page in the game notes.

ALL-TIME MAAC STANDINGS

(CURRENT TEAMS BY MAAC WINS)

School	2010-pres		ALL-TIME		FIRST SEAS
	W-L	PCT	W-L	PCT	
Iona	189-87	.685	466-284	.621	1981
Siena	142-141	.502	364-289	.557	1989
Saint Peter's	137-148	.481	359-400	.473	1981
Manhattan	135-151	.472	357-403	.470	1981
Fairfield	130-155	.456	354-405	.466	1981
NIAGARA	115-168	.406	316-337	.484	1989
Rider	151-134	.530	292-245	.544	1998
Canisius	124-155	.444	275-374	.424	1989
Marist	113-173	.395	227-311	.422	1998
Quinnipiac	130-119	.522	130-119	.522	2013
Mt. St. Mary's	37-39	.487	37-39	.487	2022
Merrimack	27-8	.771	27-8	.771	2024
Sacred Heart	17-19	.472	17-19	.472	2024

2025-26 MAAC PRESEASON COACHES POLL

No.	Team (FPV)	Points
1.	Quinnipiac (8)	158
2.	SIENA (3)	152
3.	Sacred Heart (2)	140
4.	Manhattan	133
5.	Marist	115
6.	IONA	104
7.	Merrimack	85
8.	Fairfield	74
9.	Mount St. Mary's	69
10.	Rider	59
11.	Saint Peter's	48
12.	Niagara	26
13.	Canisius	20

IONA UNIVERSITY NOTES OF INTEREST

- Founded in 1940, Iona is inspired by the legacy of Blessed Edmund Rice and the Christian Brothers, embodying opportunity, justice and the liberating power of education.
- Building on its proud legacy, Iona officially became a University on July 1, 2022, turning the page to the next chapter ahead.
- With a total enrollment of nearly 4,000 students and an alumni base of over 55,000 around the world, Iona is a diverse community of learners and scholars.
- Iona University is a small Catholic liberal arts school that has emerged as an anomaly in higher education, with student enrollment spiking over 40 percent since 2019.
- Iona students can expect small class sizes, engaged professors and a wide range of undergraduate and graduate programs within the School of Arts & Science, LaPenta School of Business NewYork-Presbyterian Iona School of Health Sciences and Hynes Institute for Entrepreneurship & Innovation.
- Iona continues to add new academic programs in high demand, at both the undergraduate and graduate levels, including new MBA concentrations, advanced nursing and healthcare degrees and much more.
- Iona now has two campuses in Westchester County, N.Y., just north of New York City. Iona's beautiful 45-acre campus in New Rochelle, N.Y., and new 28-acre campus in Bronxville, N.Y., are both just 30 minutes via Metro-North train to Midtown Manhattan.
- With the support of a \$20 million gift from NewYork-Presbyterian, Iona has established the NewYork-Presbyterian Iona School of Health Sciences on its new Bronxville campus, developing a premier new school in collaboration with one of the nation's top hospitals.
- The flagship building of Iona's new Bronxville campus has been named the Kelly Center for Health Sciences thanks to benefactors Al and Peggy Kelly. Both are double alumni and longtime Iona basketball fans; Al Kelly is formerly the CEO of Visa.
- This fall, Iona opened its first residence hall in Bronxville, Bohm Hall.
- Iona also continues to beautify its New Rochelle campus,

- where it just opened a modern new dining hall and renovated LaPenta Student Union located adjacent to the new Murphy Green in the heart of campus. Construction is also underway on another green space in New Rochelle, the Upper Green.
- Iona has emerged as a leader in teaching and learning in the age of AI, opening the Gabelli Center for Teaching and Learning and leading the way in innovative instruction. Iona faculty are even working with local K-12 school districts through its AI@Iona Outreach program to 'teach the teachers' on how to engage with AI in the classroom. Through the Gabelli Center, Iona has also brought some of the world's foremost AI thinkers and experts to campus for engaging discussions. In May 2024, Iona opened a new campus in County Mayo, Ireland. Located within the historic Westport House Estate along the Atlantic coast, Iona looks forward to returning this May.
- It pays to go to Iona: 94 percent of Iona graduates are employed full-time or enrolled in graduate school within six months of graduation. Iona is also in the top 6 percent nationwide for its long-term return on investment, according to Georgetown University's Center on Education and the Workforce.
- Iona has also achieved national recognition. Most recently for 2026, Iona has been recognized by The Princeton Review, The Wall Street Journal, Forbes and others as one of the nation's best colleges. Additionally, U.S. News & World Report recognized Iona as one of top for social mobility in the country.
- The Wall Street Journal's new ranking of the 2026 Best Colleges in America places Iona University at #5 in Catholic Colleges nationwide for student experience.
- Iona has added five new Division I Varsity programs in the last few years – men's lacrosse, women's acrobatics & tumbling, women's golf and men's and women's tennis launching next year
- Iona also continues to expand its Club Sports program, which is geared toward those with an interest in organized sports outside of Iona's rigorous Division I Athletics program, including a championship esports club team that was featured on Yahoo's In the Know.

- Tradition: Iona's world-renowned Pipe Band performs at major campus events and even leads the University's march up Fifth Avenue in the New York City St. Patrick's Day parade.
- Members of the Iona community are known as Gaels, who are people with Irish-Gaelic ancestry.
- Notable Iona alumni include Al Kelly Jr., retired CEO of Visa Inc.; Margaret C. Timoney, CEO of HEINEKEN USA; and musician Don McLean, most famous for his song "American Pie."



PRESIDENT SEAMUS CAREY, PH.D.

- Seamus Carey, Ph.D., serves as the ninth president of Iona University.
- A Bronx native and first-generation college student, Carey began his Iona presidency in July 2019.
- Propelling the University on a path of innovation, President Carey has since overseen the school's growth and expansion to include the acquisition of a new second campus in Bronxville, the launch of the NewYork-Presbyterian Iona School of Health Sciences and new programs inside and outside the classroom.

- President Carey also successfully led the transition to become Iona University, reflecting both the strength and diversity of its academic programs.
- New student enrollment is up over 40% under President Carey's leadership since 2019.



WHAT IS A GAEL?

- The symbol of Iona University's athletic teams is the popular Gael. A Gael is anyone of Irish-Gaelic ancestry, consistent with the Irish tradition of Iona.
- The University was founded in 1940 by the Congregation of Christian Brothers, commonly known as the Irish Christian Brothers.
- The Gael, which is depicted as a spunky character, provides Iona with a nickname consistent with the school motto, certa bonum certamen ("fight the good fight") and personifies strength.



IONA
UNIVERSITY

Dan GERIOT

Head Coach

Richmond '11 • First Season

Pronounced: jah-ROW



THE GERIOT FILE

Year at Iona:	First Season
Birth Date:	August 8, 1988
Age:	37
Hometown:	Springfield, Pennsylvania
Wife:	Dana
Children:	Miles
High School:	Springfield High School Springfield, Pennsylvania
College:	BA, University of Richmond, 2011

BASKETBALL COACHING EXPERIENCE

2011-13	Assistant Coach	Princeton
2013-15	Assistant Coach	Campbell
2016-18	Video Coordinator	Cleveland (NBA)
2018-19	Player Development Coach	Cleveland (NBA)
2019-21	Assistant Coach	Cleveland (NBA)
2021-22	Head Coach	Canton/Cleveland (G-League)
2022-24	Assistant Coach	Cleveland (NBA)
2024-25	Ast. Coach/Dir. of Player Develop.	New Orleans (NBA)
2025-pres.	Head Coach	Iona University

PLAYING EXPERIENCE

2006-2011	University of Richmond (Atlantic 10)
<ul style="list-style-type: none"> • 2x NCAA Tournament participant including a Sweet 16 appearance in 2011 • Scored 1,386 career points at Richmond 	
2011-2012	VOO Verviers-Pepinster (Belgium)
<ul style="list-style-type: none"> • Top Division II League 	

Dan Geriot is in his first season as head coach of the Iona University men's basketball program in 2025-26. He arrives in New Rochelle after spending the past 10 seasons in the National Basketball Association (NBA), where he developed a reputation for player development, tactical preparation, and building winning cultures at both the NBA and G League levels.

Geriot completed his 10th NBA season and first with the New Orleans Pelicans in 2024-25, serving as an assistant coach on Willie Green's staff. He joined the Pelicans after two seasons with the Cleveland Cavaliers, where he held the dual role of assistant coach and director of player development. In that position, he was responsible for supporting head coach J.B. Bickerstaff in all facets of game preparation, opponent scouting, and individual development—particularly among the team's frontcourt players.

Over the course of nine seasons with the Cavaliers organization, Geriot steadily rose through the coaching ranks. His roles included assistant coach (2019–21), head coach of the G League's Canton Charge (2021–22), assistant/player development coach (2018–19), assistant video coordinator/coaching assistant (2016–18), and seasonal video coordinator during Cleveland's 2015–16 NBA Championship season. Across his time with the Cavs, Geriot was part of multiple playoff runs and contributed to 99 wins in his final two seasons with the club.

Before joining the NBA, Geriot began his coaching career at the collegiate level. He was an assistant coach at Campbell University from 2013 to 2015 under Kevin McGeehan, and at Princeton University from 2011 to 2013 under head coach Mitch Henderson. During his time in college basketball, he contributed to recruiting, scouting, and player development, with a focus on frontcourt skill work.

As a player, Geriot enjoyed a decorated career at the University of Richmond from 2006 to 2011. He helped lead the Spiders to back-to-back NCAA Tournament appearances in 2010 and 2011, including a Sweet 16 berth in his senior season. Geriot finished his career ranked 17th on Richmond's all-time scoring list with 1,386 points, and also tallied 266 assists and 4.1 rebounds per game while shooting 37.3 percent from three-point range. He earned Atlantic 10 All-Rookie Team honors as a freshman and third-team All-Atlantic 10 recognition as a sophomore. He went on to play professionally for one season in Belgium with Verviers during the 2011-12 campaign.

A native of Springfield, Pennsylvania, Geriot starred at Springfield High School, where he was named Delaware County Player of the Year after averaging 24.8 points and 10.8 rebounds as a senior. He earned a bachelor's degree in political science and history from Richmond.

DAN GERIOT HEAD COACHING RECORD

Year	School	Conference	Overall	Conf. (Pl.)	Postseason
2025-26	Iona	MAAC	15-11	7-8 (-)	
	Iona (1st seas.)		15-11 (.577)	7-8 (.467)	
	NCAA (1st seas.)		15-11 (.577)	7-8 (.467)	

CAREER STATISTICS FOR CURRENT PLAYERS

HARRIS, Toby

				Field Goals		3-Point		F-Throws		Rebounds									Scoring	
SEASON	TEAM	GP-GS	MIN/AVG	FG-FGA	FG%	3FG-3FGA	3FG%	FT-FTA	FT%	OFF	DEF	TOT	AVG	PF-FO	A	TO	BLK	STL	PTS	AVG
2021-22	BR	24-6	380/15.8	65-141	.461	31-81	.383	20-23	.870	21	51	72	3.0	21-0	14	17	4	8	181	7.5
2022-23	BR	25-25	829/33.1	168-334	.503	73-166	.440	71-90	.789	26	130	156	6.2	54-1	35	35	13	21	480	19.2
2023-24	BR	3-3	91/30.2	15-39	.385	4-16	.250	7-8	.875	3	13	16	5.3	9-0	4	2	1	1	41	13.7
2024-25	BR	24-19	705/29.4	157-324	.485	65-161	.404	72-85	.847	26	107	133	5.5	43-1	45	33	8	16	451	18.8
2025-26	Iona	26-11	673/25.9	99-229	.432	73-180	.406	26-27	.963	9	79	88	3.4	48-0	19	25	8	10	297	11.4
TOTAL FOR Iona		26-11	673/25.9	99-229	.432	73-180	.406	26-27	.963	9	79	88	3.4	48-0	19	25	8	10	297	11.4
TOTAL		102-64	2677/26.2	504-1067	.472	246-604	.407	196-233	.841	85	380	465	4.6	175-2	117	112	34	56	1450	14.2

HOURLITINER, Oscar

				Field Goals		3-Point		F-Throws		Rebounds									Scoring	
SEASON	TEAM	GP-GS	MIN/AVG	FG-FGA	FG%	3FG-3FGA	3FG%	FT-FTA	FT%	OFF	DEF	TOT	AVG	PF-FO	A	TO	BLK	STL	PTS	AVG
2025-26	Iona	5-0	7/1.5	0-3	.000	0-1	.000	0-0	.000	0	2	2	0.4	1-0	0	0	0	0	0	0.0
TOTAL		5-0	7/1.5	0-3	.000	0-1	.000	0-0	.000	0	2	2	0.4	1-0	0	0	0	0	0	0.0

JUNGERS, Luke

				Field Goals		3-Point		F-Throws		Rebounds									Scoring	
SEASON	TEAM	GP-GS	MIN/AVG	FG-FGA	FG%	3FG-3FGA	3FG%	FT-FTA	FT%	OFF	DEF	TOT	AVG	PF-FO	A	TO	BLK	STL	PTS	AVG
2022-23	OMA	32-2	558/17.4	71-190	.374	44-114	.386	37-46	.804	11	77	88	2.8	64-2	14	25	2	7	223	7.0
2023-24	OMA	7-0	83/11.9	9-30	.300	8-23	.348	5-7	.714	2	12	14	2.0	11-0	1	2	0	2	31	4.4
2024-25	Iona	31-19	570/18.4	58-153	.379	47-132	.356	8-13	.615	4	39	43	1.4	58-1	23	23	13	21	171	5.5
2025-26	Iona	24-0	363/15.1	34-74	.459	28-62	.452	18-21	.857	6	36	42	1.8	43-1	5	12	6	7	114	4.8
TOTAL FOR Iona		55-19	933/17.0	92-227	.405	75-194	.387	26-34	.765	10	75	85	1.5	101-2	28	35	19	28	285	5.2
TOTAL		94-21	1575/16.8	172-447	.385	127-331	.384	68-87	.782	23	164	187	2.0	176-4	43	62	21	37	539	5.7

REED, Matt

				Field Goals		3-Point		F-Throws		Rebounds									Scoring	
SEASON	TEAM	GP-GS	MIN/AVG	FG-FGA	FG%	3FG-3FGA	3FG%	FT-FTA	FT%	OFF	DEF	TOT	AVG	PF-FO	A	TO	BLK	STL	PTS	AVG
2023-24	Tulsa	31-6	501/16.2	50-113	.442	11-38	.289	29-43	.674	38	93	131	4.2	59-0	14	23	6	3	140	4.5
2024-25	Tulsa	27-5	292/10.8	35-89	.393	10-34	.294	15-21	.714	21	44	65	2.4	39-0	9	12	4	2	95	3.5
2025-26	Iona	14-0	90/6.4	6-21	.286	3-13	.231	1-2	.500	5	9	14	1.0	12-0	1	3	0	1	16	1.1
TOTAL FOR Iona		14-0	90/6.4	6-21	.286	3-13	.231	1-2	.500	5	9	14	1.0	12-0	1	3	0	1	16	1.1
TOTAL		72-11	882/12.3	91-223	.408	24-85	.282	45-66	.682	64	146	210	2.9	110-0	24	38	10	6	251	3.5

SABALLY, Lamin

				Field Goals		3-Point		F-Throws		Rebounds									Scoring	
SEASON	TEAM	GP-GS	MIN/AVG	FG-FGA	FG%	3FG-3FGA	3FG%	FT-FTA	FT%	OFF	DEF	TOT	AVG	PF-FO	A	TO	BLK	STL	PTS	AVG
2021-22	UTSA	21-10	259/12.3	24-68	.353	8-24	.333	7-11	.636	23	30	53	2.5	9-0	6	14	4	2	63	3.0
2022-23	UTSA	21-6	200/9.5	21-52	.404	2-11	.182	18-22	.818	17	25	42	2.0	12-0	5	8	4	6	62	3.0
2024-25	UIW	26-1	417/16.0	44-69	.638	0-3	.000	17-28	.607	30	57	87	3.3	34-1	13	17	9	15	105	4.0
2025-26	Iona	26-26	778/29.9	116-206	.563	1-9	.111	64-110	.582	65	142	207	8.0	50-0	80	49	14	47	297	11.4
TOTAL FOR Iona		26-26	778/29.9	116-206	.563	1-9	.111	64-110	.582	65	142	207	8.0	50-0	80	49	14	47	297	11.4
TOTAL		94-43	1654/17.6	205-395	.519	11-47	.234	106-171	.620	135	254	389	4.1	105-1	104	88	31	70	527	5.6

WILLIAMS, Keshawn

				Field Goals		3-Point		F-Throws		Rebounds									Scoring	
SEASON	TEAM	GP-GS	MIN/AVG	FG-FGA	FG%	3FG-3FGA	3FG%	FT-FTA	FT%	OFF	DEF	TOT	AVG	PF-FO	A	TO	BLK	STL	PTS	AVG
2020-21	Tulsa	19-1	200/10.5	16-57	.281	3-13	.231	24-26	.923	1	17	18	0.9	9-0	25	24	1	10	59	3.1
2021-22	NIU	29-23	930/32.1	170-386	.440	32-95	.337	102-127	.803	16	79	95	3.3	45-0	51	49	2	29	474	16.3
2022-23	NIU	15-15	493/32.9	100-212	.472	24-68	.353	44-55	.800	17	53	70	4.7	19-0	36	29	3	11	268	17.9
2023-24	NIU	1-0	14/13.8	2-5	.400	2-3	.667	0-0	.000	0	1	1	1.0	0-0	0	1	0	0	6	6.0
2024-25	CSU	36-0	488/13.6	72-144	.500	19-51	.373	19-28	.679	10	47	57	1.6	28-0	24	23	1	7	182	5.1
2025-26	Iona	16-14	368/23.0	55-120	.458	14-39	.359	12-16	.750	3	48	51	3.2	11-0	17	17	0	7	136	8.5
TOTAL FOR Iona		16-14	368/23.0	55-120	.458	14-39	.359	12-16	.750	3	48	51	3.2	11-0	17	17	0	7	136	8.5
TOTAL		116-53	2494/21.5	415-924	.449	94-269	.349	201-252	.798	47	245	292	2.5	112-0	153	143	7	64	1125	9.7

IONA SEASON/CAREER STATISTICS

Summary

Player	Season Statistics										Career Statistics									
	GP-GS	MIN/G	FG%	3FG%	FT%	R/G	A/G	STL	BLK	PTS/G	GP-GS	MIN/G	FG%	3FG%	FT%	R/G	A/G	STL	BLK	PTS/G
AKAMETU, Kosy	23-23	22.2	.404	.270	.759	4.7	0.7	12	8	9.7	76-24	11.8	.387	.238	.721	2.3	0.4	17	9	4.4
ANGLIN, Denver	26-24	27.4	.372	.331	.771	1.8	1.7	26	1	10.1	76-35	20.2	.360	.340	.800	1.6	1.0	41	3	7.3
ANTHONY, C.J.	25-25	30.9	.429	.364	.750	2.9	5.5	40	3	14.0	60-25	14.0	.412	.338	.731	1.5	2.4	41	3	6.3
BADRU, Khalil	25-0	10.3	.500	.000	.576	2.6	0.2	10	11	3.2	57-21	17.1	.505	.261	.505	3.7	0.5	44	15	6.2
CORMIER, Chase	26-0	9.3	.370	.386	.833	0.7	0.3	11	0	2.4	85-10	14.5	.421	.429	.754	1.2	0.8	32	0	4.4
FALL, Alliou	25-7	18.7	.456	.000	.500	3.8	1.1	15	28	2.8	25-7	18.7	.456	.000	.500	3.8	1.1	15	28	2.8
HARRIS, Toby	26-11	25.9	.432	.406	.963	3.4	0.7	10	8	11.4	102-64	26.2	.472	.407	.841	4.6	1.1	56	34	14.2
HORAN, Connor	5-0	1.3	.000	.000	.000	0.2	0.0	0	0	0.0	5-0	1.3	.000	.000	.000	0.2	0.0	0	0	0.0
HOURLUITINER, Oscar	5-0	1.5	.000	.000	.000	0.4	0.0	0	0	0.0	5-0	1.5	.000	.000	.000	0.4	0.0	0	0	0.0
JUNGERS, Luke	24-0	15.1	.459	.452	.857	1.8	0.2	7	6	4.8	94-21	16.8	.385	.384	.782	2.0	0.5	37	21	5.7
REED, Matt	14-0	6.4	.286	.231	.500	1.0	0.1	1	0	1.1	72-11	12.3	.408	.282	.682	2.9	0.3	6	10	3.5
SABALLY, Lamin	26-26	29.9	.563	.111	.582	8.0	3.1	47	14	11.4	94-43	17.6	.519	.234	.620	4.1	1.1	70	31	5.6
WILLIAMS, Keshawn	16-14	23.0	.458	.359	.750	3.2	1.1	7	0	8.5	116-53	21.5	.449	.349	.798	2.5	1.3	64	7	9.7

Scoring

Player	Season Statistics								Career Statistics							
	FG-FGA	FG%	3FG-3FGA	3FG%	FT-FTA	FT%	PTS	PTS/G	FG-FGA	FG%	3FG-3FGA	3FG%	FT-FTA	FT%	PTS	PTS/G
AKAMETU, Kosy	80-198	.404	20-74	.270	44-58	.759	224	9.7	116-300	.387	25-105	.238	75-104	.721	332	4.4
ANGLIN, Denver	92-247	.372	51-154	.331	27-35	.771	262	10.1	186-517	.360	118-347	.340	68-85	.800	558	7.3
ANTHONY, C.J.	111-259	.429	40-110	.364	87-116	.750	349	14.0	119-289	.412	44-130	.338	95-130	.731	377	6.3
BADRU, Khalil	31-62	.500	0-7	.000	19-33	.576	81	3.2	145-287	.505	12-46	.261	53-105	.505	355	6.2
CORMIER, Chase	20-54	.370	17-44	.386	5-6	.833	62	2.4	125-297	.421	82-191	.429	46-61	.754	378	4.4
FALL, Alliou	31-68	.456	0-2	.000	8-16	.500	70	2.8	31-68	.456	0-2	.000	8-16	.500	70	2.8
HARRIS, Toby	99-229	.432	73-180	.406	26-27	.963	297	11.4	504-1067	.472	246-604	.407	196-233	.841	1450	14.2
HORAN, Connor	0-2	.000	0-1	.000	0-0	.000	0	0.0	0-2	.000	0-1	.000	0-0	.000	0	0.0
HOURLUITINER, Oscar	0-3	.000	0-1	.000	0-0	.000	0	0.0	0-3	.000	0-1	.000	0-0	.000	0	0.0
JUNGERS, Luke	34-74	.459	28-62	.452	18-21	.857	114	4.8	172-447	.385	127-331	.384	68-87	.782	539	5.7
REED, Matt	6-21	.286	3-13	.231	1-2	.500	16	1.1	91-223	.408	24-85	.282	45-66	.682	251	3.5
SABALLY, Lamin	116-206	.563	1-9	.111	64-110	.582	297	11.4	205-395	.519	11-47	.234	106-171	.620	527	5.6
WILLIAMS, Keshawn	55-120	.458	14-39	.359	12-16	.750	136	8.5	415-924	.449	94-269	.349	201-252	.798	1125	9.7

Totals

Player	Season Statistics										Career Statistics						
	O-REB	D-REB	TOTAL	PF	FO	A	TO	A/TO	O-REB	D-REB	TOTAL	PF	FO	A	TO	A/TO	
AKAMETU, Kosy	32	77	109	41	1	17	31	0.5	53	121	174	93	1	32	62	0.5	
ANGLIN, Denver	3	44	47	27	0	45	26	1.7	11	109	120	83	0	78	57	1.4	
ANTHONY, C.J.	7	66	73	59	1	138	62	2.2	12	76	88	65	1	146	67	2.2	
BADRU, Khalil	17	47	64	24	1	4	24	0.2	71	142	213	75	1	26	63	0.4	
CORMIER, Chase	3	16	19	23	0	8	4	2.0	17	87	104	99	1	72	50	1.4	
FALL, Alliou	44	51	95	73	4	28	29	1.0	44	51	95	73	4	28	29	1.0	
HARRIS, Toby	9	79	88	48	0	19	25	0.8	85	380	465	175	2	117	112	1.0	
HORAN, Connor	1	0	1	1	0	0	0	0.0	1	0	1	1	0	0	0	0.0	
HOURLUITINER, Oscar	0	2	2	1	0	0	0	0.0	0	2	2	1	0	0	0	0.0	
JUNGERS, Luke	6	36	42	43	1	5	12	0.4	23	164	187	176	4	43	62	0.7	
REED, Matt	5	9	14	12	0	1	3	0.3	64	146	210	110	0	24	38	0.6	
SABALLY, Lamin	65	142	207	50	0	80	49	1.6	135	254	389	105	1	104	88	1.2	
WILLIAMS, Keshawn	3	48	51	11	0	17	17	1.0	47	245	292	112	0	153	143	1.1	

SEASON/CAREER HIGHS

0 • KESHAWN WILLIAMS

Season High		Career High
20, 2x (vs. UVM, 12/20/25)	PTS	32, 2x (at ISU, 12/22/22)
6, 2x (vs. SHU, 12/7/25)	REB	9, 2x (at ISU, 12/22/22)
9, 2x (vs. UVM, 12/20/25)	FG	13, at ISU (12/22/22)
2, 4x (vs. UVM, 12/20/25)	3FG	5, 2x (at MIA, 1/22/22)
2, 5x (vs. SHU, 12/7/25)	FT	12, at BGSU (2/5/22)
3, vs. GB (11/24/25)	AST	9, vs. SWC (12/23/20)
0	BLK	1, 7x (vs. DEN, 11/12/24)
3, vs. SHU (12/7/25)	STL	4, vs. BGSU (1/18/22)
31, 2x (vs. UVM, 12/20/25)	MIN	39, 3x (at ISU, 12/22/22)

1 • MATT REED

Season High		Career High
6, vs. HOF (11/7/25)	PTS	15, vs. MVSU (12/21/24)
3, 2x (vs. OR. ST, 11/22/25)	REB	16, vs. TUL (1/14/24)
2, 2x (vs. FORD, 11/14/25)	FG	5, vs. MVSU (12/21/24)
1, 3x (vs. PRIN, 11/18/25)	3FG	4, vs. MVSU (12/21/24)
1, vs. HOF (11/7/25)	FT	4, vs. NMSU (12/22/23)
1, at RID (1/14/26)	AST	3, vs. MEM (1/4/24)
0	BLK	2, vs. AK PB (11/9/24)
1, vs. PRIN (11/18/25)	STL	1, 6x (vs. PRIN, 11/18/25)
11, 3x (vs. STJ, 12/13/25)	MIN	31, vs. TUL (1/14/24)

2 • DENVER ANGLIN

Season High		Career High
22, vs. MER (1/22/26)	PTS	27, vs. TUL (1/25/25)
5, 2x (vs. CAN, 1/11/26)	REB	5, 4x (vs. CAN, 1/11/26)
8, vs. MER (1/22/26)	FG	8, vs. MER (1/22/26)
6, vs. MER (1/22/26)	3FG	6, 2x (vs. MER, 1/22/26)
4, vs. MAN (1/24/26)	FT	7, vs. TUL (1/25/25)
6, 2x (vs. BRY, 12/10/25)	AST	6, 2x (vs. BRY, 12/10/25)
1, vs. FORD (11/14/25)	BLK	1, 3x (vs. FORD, 11/14/25)
4, vs. MSM (12/29/25)	STL	4, vs. MSM (12/29/25)
39, at SPU (1/19/26)	MIN	39, at SPU (1/19/26)

3 • CHASE CORMIER

Season High		Career High
11, vs. PRIN (11/18/25)	PTS	17, vs. CAN (11/24/23)
3, vs. PRIN (11/18/25)	REB	5, 2x (vs. SWES, 12/29/23)
3, 2x (vs. SHU, 12/7/25)	FG	6, vs. CAN (11/24/23)
3, vs. SHU (12/7/25)	3FG	5, 2x (at SAMF, 1/31/24)
3, vs. PRIN (11/18/25)	FT	4, vs. HPU (11/11/23)
2, vs. PRIN (11/18/25)	AST	4, 3x (at GARD, 12/6/23)
0	BLK	0
3, vs. FFD (1/30/26)	STL	3, vs. FFD (1/30/26)
18, vs. MAR (1/4/26)	MIN	32, vs. UNCA (11/25/23)

4 • KHALIL BADRU

Season High		Career High
9, vs. AKR (11/21/25)	PTS	21, vs. UMBC (2/6/25)
6, vs. MER (1/22/26)	REB	12, vs. ENDI (11/20/24)
3, 3x (vs. CAN, 1/11/26)	FG	8, vs. UMBC (2/6/25)
0	3FG	4, at UVM (3/8/25)
6, at SPU (1/19/26)	FT	6, at SPU (1/19/26)
1, 4x (vs. CAN, 2/13/26)	AST	4, vs. BRY (1/23/25)
3, vs. PRIN (11/18/25)	BLK	3, vs. PRIN (11/18/25)
2, 2x (vs. MAN, 1/24/26)	STL	5, vs. Maine (2/27/25)
20, vs. MER (1/22/26)	MIN	34, at UVM (3/8/25)

7 • LUKE JUNGERS

Season High		Career High
12, 2x (vs. CAN, 2/13/26)	PTS	27, at S.Dak (1/21/23)
5, vs. MAR (1/4/26)	REB	6, 2x (vs. UMKC, 3/3/23)
4, 3x (vs. NIA, 1/9/26)	FG	8, at S.Dak (1/21/23)
3, 5x (vs. MSM, 2/7/26)	3FG	6, at S.Dak (1/21/23)
6, vs. CAN (2/13/26)	FT	6, 2x (vs. CAN, 2/13/26)
2, at SPU (1/19/26)	AST	4, vs. MRMK (2/23/25)
2, vs. MAN (1/24/26)	BLK	2, 4x (vs. MAN, 1/24/26)
1, 7x (vs. SIE, 2/5/26)	STL	3, at QUI (2/16/25)
24, vs. MSM (2/7/26)	MIN	42, vs. MRMK (2/23/25)

9 • LAMIN SABALLY

Season High		Career High
27, vs. QUI (12/5/25)	PTS	27, vs. QUI (12/5/25)
14, vs. QUI (12/5/25)	REB	14, vs. QUI (12/5/25)
10, vs. QUI (12/5/25)	FG	10, vs. QUI (12/5/25)
1, vs. CAN (2/13/26)	3FG	4, vs. DCU (1/3/22)
8, vs. MER (1/22/26)	FT	8, vs. MER (1/22/26)
8, vs. DEL (12/1/25)	AST	8, vs. DEL (12/1/25)
2, 3x (vs. GB, 11/24/25)	BLK	2, 5x (vs. GB, 11/24/25)
5, vs. OR. ST (11/22/25)	STL	5, vs. OR. ST (11/22/25)
42, vs. OR. ST (11/22/25)	MIN	42, vs. OR. ST (11/22/25)

11 • CJ ANTHONY

Season High		Career High
26, vs. DEL (12/1/25)	PTS	26, vs. DEL (12/1/25)
7, vs. GB (11/24/25)	REB	7, vs. GB (11/24/25)
9, 2x (vs. STJ, 12/13/25)	FG	9, 2x (vs. STJ, 12/13/25)
4, vs. HOF (11/7/25)	3FG	4, vs. HOF (11/7/25)
10, 2x (vs. OR. ST, 11/22/25)	FT	10, 2x (vs. OR. ST, 11/22/25)
13, vs. SIE (1/2/26)	AST	13, vs. SIE (1/2/26)
1, 3x (vs. MAN, 1/24/26)	BLK	1, 3x (vs. MAN, 1/24/26)
4, 2x (vs. STJ, 12/13/25)	STL	4, 2x (vs. STJ, 12/13/25)
44, vs. OR. ST (11/22/25)	MIN	44, vs. OR. ST (11/22/25)

12 • OSCAR HOURRUITINER JR.

Season High		Career High
0	PTS	0
1, 2x (vs. MAR, 1/4/26)	REB	1, 2x (vs. MAR, 1/4/26)
0	FG	0
0	3FG	0
0	FT	0
0	AST	0
0	BLK	0
0	STL	0
3, vs. CAN (1/11/26)	MIN	3, vs. CAN (1/11/26)

13 • KOSY AKAMETU

Season High		Career High
23, vs. MAN (1/24/26)	PTS	23, vs. MAN (1/24/26)
12, vs. NIA (1/9/26)	REB	12, vs. NIA (1/9/26)
8, at KC (11/11/25)	FG	8, at KC (11/11/25)
3, 3x (vs. MAN, 1/24/26)	3FG	3, 3x (vs. MAN, 1/24/26)
8, vs. CAN (2/13/26)	FT	8, vs. CAN (2/13/26)
4, vs. QUI (12/5/25)	AST	4, vs. QUI (12/5/25)
1, 8x (vs. CAN, 2/13/26)	BLK	1, 9x (vs. CAN, 2/13/26)
3, vs. NIA (1/9/26)	STL	3, vs. NIA (1/9/26)
34, vs. MAN (1/24/26)	MIN	34, vs. MAN (1/24/26)

30 • TOBY HARRIS

Season High		Career High
26, vs. UVM (12/20/25)	PTS	30, vs. SALE (11/9/22)
8, vs. STJ (12/13/25)	REB	13, vs. Bates (12/4/22)
9, vs. SIE (1/2/26)	FG	11, vs. SALE (11/9/22)
6, 4x (vs. SIE, 2/5/26)	3FG	6, 5x (vs. SIE, 2/5/26)
10, vs. UVM (12/20/25)	FT	10, vs. UVM (12/20/25)
2, 6x (vs. MSM, 2/7/26)	AST	6, vs. Wash U. (2/7/25)
2, vs. CAN (1/11/26)	BLK	3, vs. SALE (11/9/22)
2, vs. SIE (2/5/26)	STL	3, 3x (vs. NYU, 3/1/25)
37, at RID (1/14/26)	MIN	43, vs. Emory (1/22/23)

31 • CONNOR HORAN

Season High		Career High
0	PTS	0
1, vs. MAR (1/4/26)	REB	1, vs. MAR (1/4/26)
0	FG	0
0	3FG	0
0	FT	0
0	AST	0
0	BLK	0
0	STL	0
3, vs. CAN (1/11/26)	MIN	3, vs. CAN (1/11/26)

44 • ALLIOU FALL

Season High		Career High
8, vs. GB (11/24/25)	PTS	8, vs. GB (11/24/25)
7, 4x (vs. SIE, 1/2/26)	REB	7, 4x (vs. SIE, 1/2/26)
4, vs. GB (11/24/25)	FG	4, vs. GB (11/24/25)
0	3FG	0
3, vs. FFD (1/30/26)	FT	3, vs. FFD (1/30/26)
6, vs. SIE (2/5/26)	AST	6, vs. SIE (2/5/26)
4, 2x (vs. CAN, 1/11/26)	BLK	4, 2x (vs. CAN, 1/11/26)
3, 2x (vs. FFD, 1/30/26)	STL	3, 2x (vs. FFD, 1/30/26)
32, vs. UVM (12/20/25)	MIN	32, vs. UVM (12/20/25)

THE LAST TIME... (TEAM STATISTICS)

The Last Time	Iona	Gms Since	Opponent	Gms Since
Game Duration				
Played in Overtime	Iona 91, Oregon State 84 2OT (11/22/25)	21	Iona 91, Oregon State 84 2OT (1/20/23)	21
Won in Overtime	Iona 91, Oregon State 84 2OT (11/22/25)	21	Merrimack 77, Iona 70 OT (2/29/20)	33
Played in Double Overtime	Iona 91, Oregon State 84 2OT (11/22/25)	21	Iona 91, Oregon State 84 2OT (2/2/18)	21
Won in Double Overtime	Iona 91, Oregon State 84 2OT (11/22/25)	21	Manhattan 74, Iona 73 2OT (2/14/13)	420
Played in Triple Overtime	Canisius 90, Iona 88 3OT (1/30/05)	682	Canisius 90, Iona 88 3OT (1/30/05)	682
Won in Triple Overtime	Never (0-2)		Canisius 90, Iona 88 3OT (1/30/05)	682
Ranked Opponent				
Beat a Ranked Opponent	Iona 72, No. 10 Alabama 68 (11/25/21)	156		
Played a Ranked Opponent	No. 22 St. John's 91, Iona 64 (12/13/25)	15		
Score Margin				
Won by 15-19 points	18, Iona 71, Niagara 53 (1/9/26)	10	16, Cornell 84, Iona 68 (11/25/24)	55
Won by 20-29 points	26, Iona 74, Canisius 48 (1/11/26)	9	27, St. John's 91, Iona 64 (12/13/25)	15
Won by 30-39 points	30, Iona 82, Canisius 52 (3/2/25)	31	31, Louisville 67, Iona 36 (12/29/07)	597
Won by 40-49 points	44, Iona 105, Bucknell 61 (12/2/00)	818	45, Marist 83, Iona 38 (1/4/26)	11
Won by 50 points or more	50, Iona 126, Delaware State 76 (11/26/14)	374	50, No. 1 UConn 104, Iona 54 (12/20/03)	724
Score Total				
Scored 100 points or more	105, Iona 105, Kansas City 91 (11/11/25)	25	100, Niagara 100, Iona 91 (2/29/20)	184
Scored 90-99 points	91, Iona 91, Oregon State 84 (11/22/25)	21	91, St. John's 91, Iona 64 (12/13/25)	15
Scored 80-89 points	83, Iona 83, Vermont 78 (12/20/25)	14	83, Mount St. Mary's 83, Iona 76 (2/5/26)	2
Scored less than 60 points	59, Mount St. Mary's 66, Iona 59 (12/29/25)	13	57, Iona 66, Manhattan 57 (1/25/26)	5
Scored less than 50 points	49, Mount St. Mary's 63, Iona 49 (3/15/25)	27	48, Iona 74, Canisius 48 (1/11/26)	9
Scored less than 40 points	38, Marist 83, Iona 38 (1/4/26)	11	39, Iona 62, Loyola (Md.) 39 (3/7/03)	732
Both teams scored less than 60	Saint Peter's 59, Iona 53 (2/18/24)	69		
Both teams scored less than 50	Iona 49, Saint Peter's 48 (2/28/10)	517		
Field Goal Percentage				
Shot 70.0% or better from the floor	70.0%, vs. Wagner (12/3/02)	755		
Shot 60.0-69.9% from the floor	64.7%, at Canisius (2/10/23)	105	60.8%, at Colorado (11/26/23)	88
Shot 55.0-59.9% from the floor	58.5%, at Delaware (12/1/25)	19	55.4%, at Princeton (11/4/24)	60
Shot 30-35.0% from the floor	31.8%, at Marist (1/4/26)	11	33.3%, vs. Manhattan (1/25/26)	5
Shot 25.0-29.9% from the floor	27.7%, vs. Saint Joseph's (12/16/23)	83	29.5%, vs. Canisius (1/11/26)	9
Shot less than 25.0% from the floor	23.7%, at West Virginia (11/20/24)	56	23.7%, vs. St. Bonaventure (11/19/04)	699
Three Point Field Goals				
Made 24 or more three-point FGs	24, vs. Delaware State (11/26/14)*	374	Never	
Made 20-23 three-point FGs	20, at Holy Cross (12/19/17)	265	Never	
Made 19 three-point FG	19, vs. Fairfield (12/1/15)	340	Never	
Made 19 three-point FG	19, vs. Monmouth (3/8/15)	346	Never	
Made 18 three-point FG	18, vs. Liberty (12/18/12)	437	Never	
Made 18 three-point FG	18, at Albany (11/23/10)	511	Never (1/0/00)	
Made 17 three-point FG	17, vs. Monmouth (1/26/20)	194	17, at Colorado (12/29/19)	202
Made 16 three-point FG	16, vs. Rider (1/14/18)	258	16, vs. Sacred Heart (3/8/25)	30
Made 15 three-point FG	15, vs. North Carolina (3/22/19)	209	15, vs. Bryant (12/10/25)	16
Made 10-14 three-point FG	14, at Siena (2/5/26)	3	11, vs. Mount St. Mary's (2/5/26)	2
Did not make a three-pt. FG	0-10, at Marist (12/5/08)	572	0-12, vs. St. John's (12/17/17)	266
Free Throws				
Attempted 50 or more FT	50 (38-50), at Marist (1/28/05)	683	54 (38-54), vs. Niagara (3/6/04)	702
Attempted 40 or more FT	41 (24-41), vs. Marist (11/29/23)	87	42 (28-42), vs. Marist (11/29/23)	87
Made 35 or more FT	38 (38-50), at Marist (1/28/05)	683	38 (38-50), vs. Niagara (3/6/04)	702
Made 30 or more FT	32 (32-42), vs. Harvard (11/13/21)	188	32 (32-45), vs. Seattle (12/23/22)	117
Rebounds				
Had 55 or more rebounds	58, vs. Delaware (11/12/24)	58	56, at Niagara (12/29/17)	263
Had 50-54 rebounds	52, vs. Manhattan (2/21/25)	34	52, vs. North Carolina (3/22/19)	209
Had 45-49 rebounds	49, vs. Oregon State (11/22/25)	21	45, at Rider (1/14/26)	8
Had 40-44 rebounds	40, vs. Manhattan (1/25/26)	5	42, vs. Fairfield (1/30/26)	4
Had 25 or less rebounds	22, at Quinnipiac (2/16/25)	35	22, at Canisius (3/2/25)	31
Assists				
Had 35 or more assists	35, vs. Delaware State (11/26/14)*	374		
Had 30-34 assists	34, vs. Niagara (1/4/14)	400	30, at Yale (12/22/18)	232
Had 28-29 assists	29, vs. Marist (2/8/15)	355	28, at UConn (12/20/03)	724
Had 25-27 assists	25, vs. Rider (2/14/25)	36	26, vs. Sacred Heart (3/8/25)	30
Had 20-24 assists	21, vs. Canisius (1/11/26)	12	23, at Marist (1/4/26)	11
Steals				
Made 15-19 steals	16, at Siena (1/5/25)	46	16, at Monmouth (1/5/20)	200
Made 20 or more steals	20, at Loyola Maryland (1/6/08)	594	19, vs. Wagner (12/4/01)	784
Turnovers				
Had 25 or more turnovers	27, vs. Monmouth (2/19/21)	168	25, at Siena (1/5/25)	46
Had 20-24 turnovers	21, at West Virginia (11/20/24)	56	20, at Sacred Heart (12/7/25)	17
Had 6-10 turnovers	9, at Saint Peter's (1/19/26)	-20	10, at Rider (1/14/26)	8
Had 5 or less turnovers	4, vs. Mount St. Mary's (2/5/26)	2	5, at Vermont (12/20/25)	14
Blocks				
Blocked 10 or more shots	11, vs. Quinnipiac (1/29/23)	108	10, at St. John's (12/13/25)	15
Double Digit Scorers				
Seven or more players	vs. Niagara (1/4/14)	400		
Six players	vs. Princeton (11/18/25)	23	at Saint Peter's (1/19/26)	7
Five players	vs. Mount St. Mary's (2/5/26)	2	vs. Mount St. Mary's (2/5/26)	2
Four players	at Canisius (2/13/26)	1	at Marist (1/4/26)	11
Zero Players	vs. Siena (12/7/09)	539	vs. Quinnipiac (3/9/21)	166

THE LAST TIME AN IONA PLAYER...

Points Scored

Scored 50 or more	50 – Warren Issac vs. Bates (Dec. 18, 1964)
Scored 45-49 points	45 – A.J. English vs. Monmouth (Jan. 15, 2016)
Scored 40-44 points	40 – Rickey McGill at Rider (Feb. 25, 2018)
Scored 35-39 points	35 – Greg Gordon vs. Fairfield (Feb. 2, 2024)
Scored 30-34 points	32 – Greg Gordon at Niagara (Feb. 8, 2024)
Scored 25-29 points	25 – Toby Harris vs. Siena (Jan. 2, 2026)
Scored back-to-back 30+ point efforts	A.J. English at Monmouth, at Siena (Feb. 19-22, 2015)
Two players had at least 30 points	Mike Glover (34) and Scott Machado (33) vs. Saint Joseph's (Nov. 23, 2011)
Two players had at least 20 points	Dejour Reaves (23) and Adam Njie Jr. (21) vs. Quinnipiac (Mar. 14, 2025)
Three players had at least 20 points	Kosi Akametu (22), Keshawn Williams (20), Toby Harris (20) at Kansas City (Nov. 11, 2025)

Three-Point Field Goals

Hit more than 10 3-point field goals	13 – A.J. English vs. Fairfield (Dec. 1, 2015) (School/MAAC Record)
Hit 10 3-point field goals	10 – Sean Armand vs. Siena (Jan. 3, 2012)
Hit 9 3-point field goals	9 – Isaiah Williams vs. Monmouth (Mar. 8, 2015)
Hit 8 3-point field goals	8 – Deyshonee Much at Canisius (Feb. 5, 2016)
Hit 7 3-point field goals	7 – Wheza Panzo vs. Manhattan (Feb. 16, 2023)
Hit 6 3-point field goals	6 – Toby Harris vs. Siena (Feb. 5, 2026)
Hit 5 3-point field goals	5 – Toby Harris at Rider (Jan. 14, 2026)

Free Throws

Made at least 10 free throws	10 – Toby Harris vs. Vermont (Dec. 20, 2025)
Made at least 15 free throws	16 – Devon Clarke at Fairfield (Dec. 7, 2008)

Rebounds

Had 20 or more rebounds	20 – Jonathan Duck vs. Seton Hall (Nov. 24, 1990)
Had 18-19 rebounds	18 – David Laury at Marist (Feb. 20, 2015)
Had 17 rebounds	17 – Nelly Jr. Joseph vs. Manhattan (Feb. 17, 2023)
Had 15-16 rebounds	16 – Nelly Jr. Joseph at Fairfield (Feb. 5, 2023)
Two players had 10 rebounds or more	Lamin Sabally (10), Kosy Akametu (10) at Kansas City (Nov. 11, 2025)
Three players had 10 rebounds or more	Berrick JeanLouis (11), Dylan van Eyck (10), Osborn Shema (10) vs. Quinnipiac (Mar. 9, 2021)

Assists

Had 17 or more assists	17 – Danny Doyle vs. Fairfield (Feb. 19, 1994) (school record)
Had 16 assists	16 – Scott Machado vs. Manhattan (Jan. 12, 2012)
Had 15 assists	15 – Scott Machado vs. Nevada (Feb. 18, 2012)
Had 14 assists	14 – Rickey McGill vs. Canisius (Jan. 8, 2017)
Had 13 assists	13 – CJ Anthony vs. Siena (Jan. 2, 2026)
Had 12 assists	12 – Rickey McGill vs. Canisius (Jan. 21, 2018)
Had 11 assists	11 – Dylan van Eyck at Marist (Dec. 1, 2021)
Had 10 assists	10 – Daniss Jenkins vs. Marist (Mar. 5, 2023)
Had back-to-back 10+ assist efforts	Scott Machado 2 gms (Dec. 21-29, 2011)
Had three straight 10+ assist efforts	Scott Machado 5 gms (Nov. 17-28, 2011)
Had four straight 10+ assist efforts	Scott Machado 5 gms (Nov. 17-28, 2011)
Had five straight 10+ assist efforts	Scott Machado 5 gms (Nov. 17-28, 2011)

Steals

Had 10 or more steals	10 – Ricky Soliver vs. Portland State (Nov. 25, 2005)
Had 9 steals	9 – Ricky Rivers vs. Akron (Dec. 4, 1993)
Had 8 steals	8 – Ricky Soliver at Rider (Feb. 11, 2006)
Had 7 steals	7 – Walter Clayton Jr. vs. Siena (Feb. 26, 2023)
Had 6 steals	6 – Joel Brown vs. Marist (Nov. 29, 2023)
Had 5 steals	5 – Lamin Sabally vs. Oregon State (Nov. 22, 2025)

Blocks

Had 10 or more blocks	11 – Nakiea Miller vs. Fairfield (Mar. 5, 2000)
Had 9 blocks	9 – Greg Jenkins vs. Manhattan (Jan. 25, 2004)
Had 8 blocks	8 – Nakiea Miller vs. St. Francis NY (Nov. 28, 2000)
Had 7 blocks	7 – Isaiah Williams at Manhattan (Feb. 28, 2014)
Had 6 blocks	6 – Nelly Jr. Joseph at Hofstra (Nov. 11, 2022)
Had 5 blocks	5 – Nelly Jr. Joseph vs. Marist (Jan. 2, 2022)

Double-Doubles

Registered a double-double	Kosy Akametu (12p/12r), Lamin Sabally (14p/10r) vs. Niagara (Jan. 9, 2026)
Back-to-back double-doubles	Yaphet Moundi 2 gms (Feb. 2-6, 2025)
Three straight double-doubles	Greg Gordon 3 gms (Jan. 21-Feb.2, 2024)
Four straight double-doubles	Nelly Jr. Joseph 11 gms (Dec. 25, 2022-Feb.5, 2023)
Five straight double-doubles	Nelly Jr. Joseph 11 gms (Dec. 25, 2022-Feb.5, 2023)
Ten straight double-doubles	Nelly Jr. Joseph 11 gms (Dec. 25, 2022-Feb.5, 2023)
Eleven straight double-doubles	Nelly Jr. Joseph 11 gms (Dec. 25, 2022-Feb.5, 2023)
At least two players had a double-double	Kosy Akametu (12p/12r), Lamin Sabally (14p/10r) vs. Niagara (Jan. 9, 2026)
Three or more players had a double-double	Mike Glover (13p/12r), Taaj Ridley (16p/12r), Scott Machado (14p/11a) vs. Purdue (Nov. 17, 2011)

IONA'S TRIPLE-DOUBLES...

Nakiea Miller (14p/10r/11b) vs. Fairfield (Mar. 5, 2000)
Scott Machado (10p/11r/10a) vs. Marist (Feb. 12, 2012)
Isaiah Washington (14p/10r/11a) at Canisius (Feb. 27, 2020)

IONA GAME-BY GAME TEAM STATISTICS

Opponent	Date	Score		Total		3-Pointers		Free throws		Rebounds										
				FG-FGA	PCT	3FG-3FGA	PCT	FT-FTA	PCT	OFF	DEF	TOT	AVG	PF	A	TO	BLK	STL	PTS	AVG
Hofstra	11/07/2025	81-73	W	27-60	.450	9-26	.346	18-27	.667	11	24	35	35.0	17	16	15	0	8	81	81.0
at Kansas City	11/11/2025	105-91	W	41-72	.569	14-26	.538	9-14	.643	11	25	36	35.5	22	17	18	3	9	105	93.0
Fordham	11/14/2025	76-71	W	29-59	.492	8-21	.381	10-18	.556	6	25	31	34.0	11	18	7	5	3	76	87.3
Princeton	11/18/2025	89-69	W	29-58	.500	10-29	.345	21-27	.778	6	33	39	35.3	19	17	12	5	12	89	87.8
vs Akron	11/21/2025	75-96	L	27-62	.435	8-25	.320	13-20	.650	11	20	31	34.4	17	12	17	1	4	75	85.2
vs Oregon St.	11/22/2025	91-84	Wot2	30-78	.385	13-37	.351	18-22	.818	16	33	49	36.8	27	12	13	3	12	91	86.2
vs Green Bay	11/24/2025	75-80	L	25-62	.403	11-28	.393	14-19	.737	12	30	42	37.6	16	15	8	6	1	75	84.6
at Delaware	12/01/2025	89-66	W	31-53	.585	12-26	.462	15-19	.789	2	29	31	36.8	12	16	10	4	9	89	85.1
Quinnipiac	12/05/2025	68-89	L	24-65	.369	5-23	.217	15-22	.682	15	20	35	36.6	12	15	12	3	6	68	83.2
at Sacred Heart	12/07/2025	81-69	W	28-61	.459	10-31	.323	15-18	.833	10	23	33	36.2	13	17	10	0	11	81	83.0
Bryant	12/10/2025	69-63	W	25-61	.410	11-25	.440	8-9	.889	6	25	31	35.7	8	18	8	0	12	69	81.7
at St. John's (NY)	12/13/2025	64-91	L	27-71	.380	5-19	.263	5-7	.714	12	19	31	35.3	20	6	13	2	9	64	80.3
at Vermont	12/20/2025	83-78	W	30-55	.545	6-17	.353	17-24	.708	5	31	36	35.4	11	5	6	4	4	83	80.5
at Mount St. Mary's	12/29/2025	59-66	L	21-65	.323	9-34	.265	8-10	.800	9	27	36	35.4	14	10	15	2	9	59	78.9
Siena	01/02/2026	75-72	W	28-56	.500	11-28	.393	8-13	.615	6	30	36	35.5	13	22	16	6	6	75	78.7
at Marist	01/04/2026	38-83	L	14-44	.318	1-14	.071	9-17	.529	5	27	32	35.3	16	6	24	2	6	38	76.1
Niagara	01/09/2026	71-53	W	26-58	.448	8-27	.296	11-13	.846	13	29	42	35.6	12	16	9	2	5	71	75.8
Canisius	01/11/2026	74-48	W	29-54	.537	13-28	.464	3-6	.500	8	34	42	36.0	9	21	13	8	5	74	75.7
at Rider	01/14/2026	68-72	L	25-61	.410	13-35	.371	5-12	.417	9	18	27	35.5	22	16	4	2	4	68	75.3
at Saint Peter's	01/19/2026	63-77	L	20-56	.357	11-32	.344	12-22	.545	7	24	31	35.3	24	12	9	4	5	63	74.7
Merrimack	01/22/2026	61-60	W	20-54	.370	11-28	.393	10-15	.667	11	19	30	35.0	14	15	11	3	9	61	74.0
Manhattan	01/24/2026	66-57	W	23-56	.411	8-28	.286	12-16	.750	12	28	40	35.3	15	11	12	5	7	66	73.7
Fairfield	01/30/2026	70-71	L	23-55	.418	10-26	.385	14-17	.824	11	20	31	35.1	13	9	11	1	10	70	73.5
at Siena	02/05/2026	72-79	L	28-61	.459	14-31	.452	2-4	.500	10	17	27	34.8	14	16	12	3	8	72	73.5
Mount St. Mary's	02/07/2026	76-83	L	25-59	.424	9-33	.273	17-24	.708	12	17	29	34.5	23	14	4	2	5	76	73.6
at Canisius	02/13/2026	69-63	W	20-47	.426	7-19	.368	22-25	.880	6	25	31	34.4	19	10	11	3	7	69	73.4
Total		1908		675-1543	.437	247-696	.355	311-440	.707	242	652	894	34.4	413	362	300	79	186	1908	73.4
Opponents		1904		696-1605	.434	193-634	.304	319-450	.709	317	680	997	38.3	408	392	311	90	181	1904	73.2

Iona Averages

Games Played	Points/game	FG Pct	3FG Pct	FT Pct	Rebounds/game	Assists/game	Turnovers/game	Assist/Turnover ratio	Steals/game	Blocks/game
26	73.4	43.7	35.5	70.7	34.4	13.9	11.5	1.2	7.2	3.0

OPPONENT GAME-BY GAME TEAM STATISTICS

Opponent	Date	Score		Total		3-Pointers		Free throws		Rebounds										
				FG-FGA	PCT	3FG-3FGA	PCT	FT-FTA	PCT	OFF	DEF	TOT	AVG	PF	A	TO	BLK	STL	PTS	AVG
Hofstra	11/07/2025	81-73	W	28-63	.444	7-25	.280	10-18	.556	14	25	39	39.0	24	12	15	4	7	73	73.0
at Kansas City	11/11/2025	105-91	W	36-74	.486	4-25	.160	15-21	.714	15	24	39	39.0	16	14	18	1	11	91	82.0
Fordham	11/14/2025	76-71	W	30-75	.400	6-32	.188	5-8	.625	19	29	48	42.0	18	16	11	3	4	71	78.3
Princeton	11/18/2025	89-69	W	25-67	.373	4-24	.167	15-23	.652	13	24	37	40.8	17	14	13	3	7	69	76.0
vs Akron	11/21/2025	75-96	L	35-65	.538	9-21	.429	17-25	.680	11	29	40	40.6	21	20	11	0	5	96	80.0
vs Oregon St.	11/22/2025	91-84	Wot2	28-65	.431	7-23	.304	21-36	.583	12	31	43	41.0	20	20	15	9	9	84	80.7
vs Green Bay	11/24/2025	75-80	L	25-64	.391	10-28	.357	20-26	.769	13	26	39	40.7	18	14	5	4	5	80	80.6
at Delaware	12/01/2025	89-66	W	28-62	.452	7-23	.304	3-8	.375	8	23	31	39.5	13	17	12	0	6	66	78.8
Quinnipiac	12/05/2025	68-89	L	35-73	.479	9-26	.346	10-14	.714	18	31	49	40.6	18	23	12	3	8	89	79.9
at Sacred Heart	12/07/2025	81-69	W	23-56	.411	13-35	.371	10-14	.714	11	24	35	40.0	18	17	20	3	4	69	78.8
Bryant	12/10/2025	69-63	W	22-56	.393	15-36	.417	4-4	1.000	9	29	38	39.8	11	20	17	9	4	63	77.4
at St. John's (NY)	12/13/2025	64-91	L	30-58	.517	10-26	.385	21-25	.840	10	32	42	40.0	14	12	17	10	8	91	78.5
at Vermont	12/20/2025	83-78	W	30-67	.448	9-31	.290	9-14	.643	10	22	32	39.4	13	9	5	2	3	78	78.5
at Mount St. Mary's	12/29/2025	59-66	L	27-58	.466	3-17	.176	9-15	.600	8	35	43	39.6	12	13	16	2	12	66	77.6
Siena	01/02/2026	75-72	W	27-66	.409	7-21	.333	11-11	1.000	9	22	31	39.1	12	17	9	2	13	72	77.2
at Marist	01/04/2026	38-83	L	31-68	.456	8-29	.276	13-15	.867	11	31	42	39.3	17	23	6	1	14	83	77.6
Niagara	01/09/2026	71-53	W	20-60	.333	6-27	.222	7-9	.778	10	20	30	38.7	13	13	7	1	5	53	76.1
Canisius	01/11/2026	74-48	W	18-61	.295	6-18	.333	6-8	.750	10	20	30	38.2	8	10	6	1	9	48	74.6
at Rider	01/14/2026	68-72	L	24-52	.462	4-10	.400	20-28	.714	16	29	45	38.6	15	14	10	3	1	72	74.4
at Saint Peter's	01/19/2026	63-77	L	22-48	.458	6-15	.400	27-36	.750	10	34	44	38.9	20	15	13	5	6	77	74.6
Merrimack	01/22/2026	61-60	W	24-54	.444	5-18	.278	7-12	.583	13	25	38	38.8	14	9	13	8	7	60	73.9
Manhattan	01/24/2026	66-57	W	20-60	.333	5-26	.192	12-15	.800	12	22	34	38.6	14	12	11	2	9	57	73.1
Fairfield	01/30/2026	70-71	L	27-65	.415	8-24	.333	9-14	.643	21	21	42	38.7	12	13	11	3	7	71	73.0
at Siena	02/05/2026	72-79	L	32-61	.525	5-20	.250	10-11	.909	11	24	35	38.6	10	16	12	3	10	79	73.3
Mount St. Mary's	02/07/2026	76-83	L	25-50	.500	11-28	.393	22-30	.733	11	25	36	38.5	21	15	11	2	4	83	73.6
at Canisius	02/13/2026	69-63	W	24-57	.421	9-26	.346	6-10	.600	12	23	35	38.3	19	14	15	6	3	63	73.2
Total		1904		696-1605	.434	193-634	.304	319-450	.709	317	680	997	38.3	408	392	311	90	181	1904	73.2
Iona		1908		675-1543	.437	247-696	.355	311-440	.707	242	652	894	34.4	413	362	300	79	186	1908	73.4

Opponents Averages

Games Played	Points/game	FG Pct	3FG Pct	FT Pct	Rebounds/game	Assists/game	Turnovers/game	Assist/Turnover ratio	Steals/game	Blocks/game
26	73.2	43.4	30.4	70.9	38.3	15.1	12.0	1.3	7.0	3.5

IONA POINTS-REBOUNDS-ASSISTS

Opponent	Date	Score		0	1	2	3	4	7	9	11	12	13	30
				WILLIAMS, K	REED, MATT	ANGLIN, DEN	CORMIER, CH	BADRU, KHAL	JUNGERS, LU	SABALLY, LA	ANTHONY, C	HOURRUITIN	AKAMETU, KO	HARRIS, TOB
Hofstra	11/07/2025	81-73	W	7-2-0	6-2-0	6-5-6	0-2-1	5-5-0	DNP	11-8-4	24-4-5	DNP	14-4-0	6-0-0
at Kansas City	11/11/2025	105-91	W	20-2-1	0-2-0	7-2-2	3-0-0	4-1-0	3-1-0	15-10-7	7-1-5	DNP	22-10-1	20-2-1
Fordham	11/14/2025	76-71	W	9-0-1	5-1-0	2-1-2	3-0-1	4-0-0	3-2-0	11-8-6	21-2-8	DNP	8-6-0	10-6-0
Princeton	11/18/2025	89-69	W	9-2-1	3-3-0	13-1-3	11-3-2	6-3-0	2-1-0	10-7-1	10-4-9	0-0-0	10-7-1	13-4-0
vs Akron	11/21/2025	75-96	L	12-3-1	0-0-0	6-3-1	3-0-0	9-0-0	2-1-0	7-5-2	13-3-6	DNP	16-7-1	5-0-0
vs Oregon St.	11/22/2025	91-84	Wot2	6-3-1	0-3-0	16-2-2	0-1-0	2-4-0	11-3-0	12-8-5	22-5-4	DNP	DNP	16-4-0
vs Green Bay	11/24/2025	75-80	L	10-4-3	0-0-0	4-1-2	3-1-0	2-2-0	11-2-0	14-10-2	10-7-7	DNP	DNP	13-6-0
at Delaware	12/01/2025	89-66	W	5-6-1	DNP	11-0-2	3-2-0	4-3-0	10-2-1	14-6-8	26-3-2	0-1-0	DNP	13-4-1
Quinnipiac	12/05/2025	68-89	L	10-5-1	DNP	8-0-1	0-0-0	0-4-1	0-1-0	27-14-1	10-2-7	DNP	9-5-4	2-3-0
at Sacred Heart	12/07/2025	81-69	W	9-6-2	2-0-0	11-2-2	9-0-0	4-1-0	6-1-0	11-6-3	15-2-8	DNP	1-1-0	11-6-0
Bryant	12/10/2025	69-63	W	4-2-1	0-0-0	5-2-6	3-0-1	0-0-0	3-0-0	10-8-2	18-2-5	DNP	2-2-1	18-5-0
at St. John's (NY)	12/13/2025	64-91	L	0-2-0	0-1-0	7-1-1	0-0-0	2-1-0	0-0-0	11-7-1	20-2-3	DNP	10-2-1	14-8-0
at Vermont	12/20/2025	83-78	W	20-5-1	DNP	14-4-0	2-2-0	4-2-0	0-4-0	6-5-1	DNP	DNP	11-6-0	26-4-0
at Mount St. Mary's	12/29/2025	59-66	L	2-3-1	DNP	13-2-3	0-0-0	2-1-0	3-3-0	10-11-1	12-1-2	DNP	5-8-1	9-1-2
Siena	01/02/2026	75-72	W	11-4-1	DNP	7-2-0	0-1-0	DNP	0-0-0	10-4-3	10-5-13	DNP	5-6-1	25-3-2
at Marist	01/04/2026	38-83	L	2-2-1	0-0-0	8-1-0	0-1-0	4-4-0	3-5-0	2-5-1	11-2-2	0-1-0	7-0-0	0-4-1
Niagara	01/09/2026	71-53	W	DNP	0-0-0	10-1-2	4-2-1	7-4-0	11-4-0	14-10-2	10-2-5	0-0-0	12-12-3	3-0-1
Canisius	01/11/2026	74-48	W	DNP	0-1-0	14-5-3	3-2-0	7-5-1	5-3-1	6-13-4	12-3-6	0-0-0	12-2-0	9-5-2
at Rider	01/14/2026	68-72	L	DNP	0-1-1	10-1-2	0-0-0	2-2-0	9-2-0	14-3-2	14-3-9	DNP	4-5-0	15-6-2
at Saint Peter's	01/19/2026	63-77	L	DNP	DNP	15-3-1	0-1-1	8-5-0	3-2-2	9-10-4	8-1-2	DNP	6-2-0	14-2-2
Merrimack	01/22/2026	61-60	W	DNP	DNP	22-0-2	3-0-1	0-6-0	DNP	18-6-5	7-4-4	DNP	2-3-2	9-2-1
Manhattan	01/24/2026	66-57	W	DNP	DNP	12-2-0	0-0-0	4-4-1	2-1-0	8-13-3	11-6-6	DNP	23-5-0	3-2-1
Fairfield	01/30/2026	70-71	L	DNP	DNP	9-2-1	3-0-0	0-1-0	0-0-0	8-3-2	20-5-3	DNP	9-6-0	14-2-1
at Siena	02/05/2026	72-79	L	DNP	DNP	13-2-1	6-0-0	0-0-0	3-1-0	2-7-4	14-0-5	DNP	10-2-0	20-4-0
Mount St. Mary's	02/07/2026	76-83	L	DNP	DNP	11-0-0	3-1-0	0-4-0	12-2-1	20-11-3	14-2-8	DNP	10-4-0	6-1-2
at Canisius	02/13/2026	69-63	W	DNP	DNP	8-2-0	0-0-0	1-2-1	12-1-0	17-9-3	10-2-4	DNP	16-4-1	3-4-0

Opponent	Date	Score		31	44
				HORAN, CONN	FALL, ALLIO
Hofstra	11/07/2025	81-73	W	DNP	2-2-0
at Kansas City	11/11/2025	105-91	W	DNP	4-4-0
Fordham	11/14/2025	76-71	W	DNP	0-0-0
Princeton	11/18/2025	89-69	W	0-0-0	2-1-0
vs Akron	11/21/2025	75-96	L	DNP	2-7-1
vs Oregon St.	11/22/2025	91-84	Wot2	DNP	6-7-0
vs Green Bay	11/24/2025	75-80	L	DNP	8-7-1
at Delaware	12/01/2025	89-66	W	0-0-0	3-3-1
Quinnipiac	12/05/2025	68-89	L	DNP	2-0-0
at Sacred Heart	12/07/2025	81-69	W	DNP	2-4-2
Bryant	12/10/2025	69-63	W	DNP	6-6-2
at St. John's (NY)	12/13/2025	64-91	L	DNP	0-2-0
at Vermont	12/20/2025	83-78	W	DNP	0-4-3
at Mount St. Mary's	12/29/2025	59-66	L	DNP	3-5-0
Siena	01/02/2026	75-72	W	DNP	7-7-2
at Marist	01/04/2026	38-83	L	0-1-0	1-4-1
Niagara	01/09/2026	71-53	W	0-0-0	0-5-2
Canisius	01/11/2026	74-48	W	0-0-0	6-1-4
at Rider	01/14/2026	68-72	L	DNP	DNP
at Saint Peter's	01/19/2026	63-77	L	DNP	0-2-0
Merrimack	01/22/2026	61-60	W	DNP	0-5-0
Manhattan	01/24/2026	66-57	W	DNP	3-3-0
Fairfield	01/30/2026	70-71	L	DNP	7-6-2
at Siena	02/05/2026	72-79	L	DNP	4-6-6
Mount St. Mary's	02/07/2026	76-83	L	DNP	0-2-0
at Canisius	02/13/2026	69-63	W	DNP	2-2-1

SUPERLATIVES

Individual Superlatives	IONA HIGHS	OPPONENT HIGHS
Points, Game:	27, Lamin Sabally, vs. Quinnipiac (12/5/25)	31, Gavin Doty, vs. Siena (1/2/26)
Points, 1st Half:	16, 2x (CJ Anthony), vs. Bryant (12/10/25)	14, 2x (Tavari Johnson), vs. Akron (11/21/25)
Points, 2nd Half:	21, Toby Harris, vs. Vermont (12/20/25)	20, Gavin Doty, vs. Siena (1/2/26)
Points, Overtime:	7, Toby Harris, vs. Oregon State (11/22/25)	10, Isaiah Sy, vs. Oregon State (11/22/25)
Field Goals Made:	10, Lamin Sabally, vs. Quinnipiac (12/5/25)	11, Braden Sparks, vs. Fairfield (1/30/26)
Field Goals Attempted:	19, CJ Anthony, vs. St. John's (12/13/25)	23, Gavin Doty, vs. Siena (1/2/26)
FG Pct. (min. 10 att.):	80.0% (8-10), Lamin Sabally, vs. Mount St. Mary's (2/7/26)	75.0% (9-12), Luke McEldon, at Mount St. Mary's (12/29/25)
FG Pct. (min. 5 att.):	85.7% (6-7), Lamin Sabally, vs. Niagara (1/9/26)	88.9% (8-9), Eric Mahaffey, vs. Akron (11/21/25)
3-Point FG Made:	6, 5x (Toby Harris), vs. Siena (2/5/26)	6, Aaron Davis, vs. Bryant (12/10/25)
3-Point FG Attempted:	12, 2x (Toby Harris), vs. Siena (1/2/26)	12, Braden Sparks, vs. Fairfield (1/30/26)
3-FG% (4 att.):	80.0% (4-5), CJ Anthony, vs. Hofstra (11/7/25)	75.0% (3-4), 3x (Adetokunbo Bakare), at Saint Peter's (1/19/26)
Free Throws Made:	10, 3x (Toby Harris), vs. Vermont (12/20/25)	8, 3x (TJ Robinson), at Saint Peter's (1/19/26)
Free Throws Attempted:	13, 2x (Lamin Sabally), vs. Quinnipiac (12/5/25)	13, Justin Allen, vs. Green Bay (11/24/25)
FT% (10 att.):	100% (10-10), Toby Harris, vs. Vermont (12/20/25)	80.0% (8-10), TJ Robinson, at Saint Peter's (1/19/26)
FT% (7 att.):	100% (8-8), 3x (Kosy Akametu), vs. Canisius (2/13/26)	100% (8-8), Gavin Doty, vs. Siena (1/2/26)
Rebounds:	14, Lamin Sabally, vs. Quinnipiac (12/5/25)	16, Abdou Khadre Kébé, vs. Mount St. Mary's (2/7/26)
Off. Rebounds:	7, Lamin Sabally, vs. Quinnipiac (12/5/25)	7, 3x (Halon Rawlins), vs. Fairfield (1/30/26)
Def. Rebounds:	10, Lamin Sabally, vs. Manhattan (1/24/26)	11, Abdou Khadre Kébé, vs. Mount St. Mary's (2/7/26)
Assists:	13, CJ Anthony, vs. Siena (1/2/26)	9, Mekhi Conner, at Sacred Heart (12/7/25)
Turnovers:	7, CJ Anthony, vs. Akron (11/21/25)	6, 4x (Mekhi Conner), at Sacred Heart (12/7/25)
Blocks:	4, 2x (Alliou Fall), vs. Canisius (1/11/26)	8, Zuby Ejofor, at St. John's (12/13/25)
Steals:	5, Lamin Sabally, vs. Oregon State (11/22/25)	5, 2x (Terrance Jones), vs. Manhattan (1/24/26)
Minutes Played:	44, CJ Anthony, vs. Oregon State (11/22/25)	40, 9x (Justice Shoats), vs. Siena (2/5/26)

Team Superlatives	IONA HIGH	IONA LOW	OPPONENT HIGH	OPPONENT LOW
Points	105, at Kansas City	38, at Marist	96, vs. Akron	48, vs. Canisius
Points (1st Half)	52, at Kansas City	22, at Marist	47, 2x (vs. Akron)	22, 2x (vs. Manhattan)
Points (2nd Half)	53, at Kansas City	18, at Marist	55, at St. John's	23, vs. Canisius
Victory Margin	26, vs. Canisius	1, vs. Merrimack	45, at Marist	1, vs. Fairfield
Field Goals Made	41, at Kansas City	14, at Marist	36, at Kansas City	18, vs. Canisius
Field Goals Att.	78, vs. Oregon State	44, at Marist	75, vs. Fordham	48, at Saint Peter's
Field Goal Pct.	58.5%, at Delaware	31.8%, at Marist	53.8%, vs. Akron	29.5%, vs. Canisius
First Half FG%	62.1%, at Siena	32.3%, at Rider	53.3%, at Siena	25.9%, vs. Manhattan
Second Half FG%	71.4%, at Vermont	19.0%, at Marist	65.5%, at St. John's	24.2%, vs. Canisius
3-Pt FG Made	14, 2x (at Siena)	1, at Marist	15, vs. Bryant	3, at Mount St. Mary's
3-Pt FG Attempted	37, vs. Oregon State	14, at Marist	36, vs. Bryant	10, at Rider
3-Pt FG%	53.8%, at Kansas City	7.1%, at Marist	42.9%, vs. Akron	16.0%, at Kansas City
Free Throws Made	22, at Canisius	2, at Siena	27, at Saint Peter's	3, at Delaware
Free Throws Att.	27, 2x (vs. Princeton)	4, at Siena	36, 2x (at Saint Peter's)	4, vs. Bryant
Free Throw %	88.9%, vs. Bryant	41.7%, at Rider	100%, 2x (vs. Siena)	37.5%, at Delaware
Offensive Rebounds	16, vs. Oregon State	2, at Delaware	21, vs. Fairfield	8, 2x (at Mount St. Mary's)
Defensive Rebounds	34, vs. Canisius	17, 2x (vs. Mount St. Mary's)	35, at Mount St. Mary's	20, 2x (vs. Canisius)
Rebounds	49, vs. Oregon State	27, 2x (at Siena)	49, vs. Quinnipiac	30, 2x (vs. Canisius)
Assists	22, vs. Siena	5, at Vermont	23, 2x (at Marist)	9, 2x (vs. Merrimack)
Turnovers	24, at Marist	4, 2x (vs. Mount St. Mary's)	20, at Sacred Heart	5, 2x (at Vermont)
Steals	12, 3x (vs. Bryant)	1, vs. Green Bay	14, at Marist	1, at Rider
Blocked Shots	8, vs. Canisius	0, 3x (vs. Bryant)	10, at St. John's	0, 2x (at Delaware)
Possessions	86, at Kansas City	60, 2x (vs. Merrimack)	86, at Kansas City	60, 2x (vs. Merrimack)
Double Digit Scorers	6, vs. Princeton	1, at Marist	6, 3x (at Saint Peter's)	1, vs. Canisius

GAELS BY THE NUMBERS...

Iona Record:

Overall	15-11
MAAC	7-8
At the Hynes Athletics Center	9-3
On the Road	5-6
Neutral Sites	1-2
MAAC Home Games	5-3
MAAC Away Games	2-5
MAAC Neutral Games	0-0
Leading at the half	12-6
Trailing at the half	3-5
Tied at the half	0-0
Overtime	1-0
After a win	6-8
After a loss	9-3

Day of the Week:

Sunday	2-1
Monday	1-3
Tuesday	2-0
Wednesday	1-1
Thursday	1-1
Friday	5-3
Saturday	3-2

Month:

November	5-2
December	4-3
January	5-4
February	1-2
March	0-0

Tip-off Time

Day games	4-4
Night games (after 5 p.m.)	11-7

When Iona Scores

Less than 50 points	0-1
50-59 points	0-1
60-69 points	4-4
70-79 points	4-5
80-89 points	5-0
90-99 points	1-0
More than 99 points	1-0

When Opponent Scores:

Less than 50 points	1-0
50-59 points	2-0
60-69 points	6-1
70-79 points	4-4
80-89 points	1-4
90-99 points	1-2
More than 99 points	0-0

When Iona's FG Percentage is:

Less than 35%	0-2
35-39.9%	2-3
40-44.9%	4-5
45-49.9%	3-1
50% or higher	6-0

When Opponents' FG Percentage is:

Less than 35%	3-0
35-39.9%	2-1
40-44.9%	8-1
45-49.9%	2-5
50% or higher	0-4

When Iona's 3FG Percentage is:

Less than 35%	5-7
35% or greater	10-4
35-39.9%	6-3
40-44.9%	1-0
45-49.9%	2-1
50% or higher	1-0

When Opponents' 3FG Percentage is:

Less than 35%	13-5
35% or greater	2-6
35-39.9%	1-3
40-44.9%	1-3
45-49.9%	0-0
50% or higher	0-0

At the Free Throw Line:

When Iona makes more FTs	10-2
When Iona shoots more FTs	12-3
When opponents make more FTs	4-9
When opponents shoot more FTs	3-8
When free throws made are equal	1-0
When free throws shot are equal	0-0

From Behind the Arc:

When Iona makes more threes	11-6
When opponents make more threes	4-5
Three pointers are equal	0-0

Rebounds:

When Iona out rebounds opponent	7-1
When opponent out rebounds Iona	7-10
When rebounds are equal	1-0

Assists:

When Iona has more assists	8-2
When opponent has more assists	6-9
When assists are equal	1-0

Turnovers:

When Iona has more TOs	5-3
When opponent has more TOs	8-5
When turnovers are equal	2-3

Margin of Victory/Loss:

1 point	1-1
2 points	0-0
4 points or less	2-2
5-9 points	7-4
Less than 10	9-6
10 or more	6-5
10-14 points	2-1
15-19 points	1-0
20 or more points	3-4

Uniform Color

White	4-3
Maroon	5-5
Gold	3-1
Black	3-2

Assists:

	Iona	Opponent
Less than 10	1-4	2-0
10-14	3-4	7-5
15-19	9-3	4-3
15+	11-3	6-6
20+	2-0	2-3
25+	0-0	0-0
30+	0-0	0-0

3-Pt Field Goals:

	Iona	Opponent
Less than 5	0-1	2-2
Less than 10	6-6	13-8
5-9	6-5	11-6
10-14	9-5	1-3
15-19	0-0	1-0
10+	9-5	2-3
15+	0-0	1-0
20+	0-0	0-0

Turnovers:

	Iona	Opponent
Less than 5	0-2	0-0
Less than 10	4-4	4-2
5-9	4-2	4-2
10-14	8-4	5-7
15-19	3-2	5-2
10+	11-7	11-9
15+	3-3	6-2
20+	0-1	1-0

Free Throw Made:

	Iona	Opponent
Less than 10	4-5	8-2
10-14	4-4	4-3
15-19	5-2	2-1
10+	11-6	7-9
15+	7-2	3-6
20+	2-0	1-5

Free Throw Att:

	Iona	Opponent
Less than 10	2-2	5-0
10-14	3-2	5-3
15-19	5-3	2-2
10+	13-9	10-11
15+	10-7	5-8
20+	5-4	3-6

Free Throw Pct:

	Iona	Opponent
50-59.9%	2-2	3-0
60-69.9%	4-2	4-3
70-79.9%	6-5	4-5
80-89.9%	5-2	1-2
90-100%	0-0	2-1
Less than 75%	7-9	10-6
75% or greater	8-2	5-5

Margin:

	Rebound	Turnover
+15 or more	0-0	0-0
+10 to +15	2-0	0-0
+5 to +10	3-0	2-2
+3 to +4	1-1	2-2
+1 to +2	1-0	4-1
Even	1-0	2-3
-1 to -2	1-0	3-0
-3 to -4	3-0	0-1
-5 to -10	2-5	2-1
-10 to -15	0-4	0-0
-15 or more	1-1	0-1

LAST TIME OUT... (IONA 69, CANISIUS 63 • FEB. 13, 2026)



Official Basketball Box Score - Final
Iona at Canisius
 02/13/26 Koessler Athletic Center, Buffalo, N.Y.
 2025-26 Men's Basketball

Game Time: 7:02 PM
 Game Duration: 1:59
 Attendance: 601

Officials: Brian O'Connell, Rob Riley, Jason Bradwell

Iona - 69

Record: 15-11 (7-8)

NO.	Name	Min	FG			Rebounds			Fouls		TP	AS	TO	ST	Blocks		+/-
			M-A	3P-M-A	FT-M-A	OR	DR	TOT	PF	FD					BS	BA	
9	Lamin Sabally	F 31:43	7-12	1-1	2-2	2	7	9	2	1	17	3	1	3	1	2	9
44	Alliou Fall	F 24:50	1-2	0-0	0-0	1	1	2	2	3	2	1	0	1	0	1	-2
2	Denver Anglin	G 25:01	2-11	1-5	3-4	0	2	2	1	2	8	0	0	1	0	1	7
11	C.J. Anthony	G 34:02	3-5	2-4	2-3	0	2	2	2	3	10	4	0	0	0	0	7
13	Kosy Akametu	G 26:46	4-7	0-2	8-8	1	3	4	5	5	16	1	5	0	1	1	5
30	Toby Harris	18:00	1-4	1-3	0-0	0	4	4	3	0	3	0	0	0	0	0	-10
7	Luke Jungers	17:48	2-3	2-2	6-6	0	1	1	2	3	12	0	0	0	0	1	8
4	Khalil Badru	11:07	0-1	0-0	1-2	1	1	2	2	1	1	1	4	0	1	0	-1
3	Chase Cormier	10:43	0-2	0-2	0-0	0	0	0	0	1	0	0	0	2	0	0	7
Team						1	4	5	0	0	0	1					
Totals			20-47	7-19	22-25	6	25	31	19	19	69	10	11	7	3	6	6

Shooting By Period		
1 st	FG%	11-26 42.3%
	3PT%	3-10 30.0%
	FT%	9-10 90%
2 nd	FG%	9-21 42.9%
	3PT%	4-9 44.4%
	FT%	13-15 86.7%
GM	FG%	20-47 42.6%
	3PT%	7-19 36.8%
	FT%	22-25 88.0%

Dead Ball Rebounds: 1, 0

Major Fouls: Badru (TF) 2nd 12:23

Canisius - 63

Record: 8-18 (3-12)

NO.	Name	Min	FG			Rebounds			Fouls		TP	AS	TO	ST	Blocks		+/-
			M-A	3P-M-A	FT-M-A	OR	DR	TOT	PF	FD					BS	BA	
13	Bryan Ndjonga	F 26:49	7-14	0-2	3-7	2	0	2	4	7	17	2	2	0	1	0	3
22	Brendan Oliver	F 09:25	1-3	1-2	0-0	0	1	1	0	1	3	0	0	0	0	0	-4
34	King Ijeoma	F 18:04	1-4	0-2	0-0	1	2	3	0	1	2	0	1	0	3	0	-12
11	Kahlil Singleton	G 37:42	5-12	2-7	2-2	2	3	5	3	2	14	1	1	0	1	1	-3
15	Mike Evbagharu	G 33:33	2-5	2-3	0-0	2	6	8	2	3	6	6	4	0	0	1	-16
21	Max Jusianiec	07:49	0-1	0-1	0-0	0	0	0	1	1	0	0	1	0	0	0	-1
0	Chris Kumu	14:36	1-4	0-1	0-0	1	2	3	2	0	2	1	3	1	0	1	2
5	Myles Wilmoth	21:56	4-7	3-5	0-0	0	2	2	5	0	11	1	2	0	1	0	6
1	Javante Edwards	25:22	2-5	0-2	1-1	0	3	3	1	3	5	3	0	2	0	0	-1
9	Evan van der Plas	04:44	1-2	1-1	0-0	0	2	2	1	0	3	0	1	0	0	0	-4
Team						4	2	6	0	0	0	0					
Totals			24-57	9-26	6-10	12	23	35	19	18	63	14	15	3	6	3	-6

Shooting By Period		
1 st	FG%	9-32 28.1%
	3PT%	6-18 33.3%
	FT%	0-0 0%
2 nd	FG%	15-25 60.0%
	3PT%	3-8 37.5%
	FT%	6-10 60%
GM	FG%	24-57 42.1%
	3PT%	9-26 34.6%
	FT%	6-10 60.0%

Dead Ball Rebounds: 0, 0

Major Fouls: NONE

	ION	CAN
Biggest lead	15 (2 nd 15:25)	6 (1 st 16:43)
Best Scoring Run	12 (1 st 4:24)	9 (2 nd 12:23)
Lead Changes	2	
Times Tied	3	
Time with Lead	26:51	10:38

	ION	CAN
Points from	ION	CAN
Turnovers	22	13
Paint	24	24
Second Chance	7	7
Fast Breaks	5	4
Bench	16	21

	Period by Period Scoring		
	1st	2nd	TOT
ION	34	35	69
CAN	24	39	63

IONA PERFORMERS

- Lamin Sabally led the way with 17 points and nine rebounds, shooting 7-for-12 from the field and knocking down his first three-pointer of the season as the first half expired. He added three assists, three steals and a block in a complete effort.
- Kosy Akametu scored 12 of his 16 points before halftime, finishing 4-for-7 from the floor and a perfect 8-for-8 at the line while contributing four rebounds, an assist and a block.
- Luke Jungers totaled 12 points, including two three-pointers, and went 6-for-6 from the free throw line.
- CJ Anthony chipped in 10 points and four assists to round out the double-figure scorers.
- Denver Anglin scored all eight of his points in the final 106 seconds, providing the decisive spark late.

THE OPPONENT

- Bryan Ndjonga paced Canisius with 17 points.
- Kahlil Singleton added 14 points and five rebounds, shooting 5-for-12 from the field and 2-for-7 from three-point range.

- Myles Wilmoth contributed 11 points and two rebounds.
- Mike Evbagharu scored all six of his points during the opening surge and finished with team highs of eight rebounds and six assists.

TEAM STATS

- Iona shot 42.6 percent from the field compared to 42.1 percent for Canisius. The Gaels were steady in both halves at 42.3 percent in the first and 42.9 percent in the second, while the Griffs rebounded from 28.1 percent shooting before halftime to 60.0 percent after the break.
- Canisius held a 35-31 edge on the glass, including a 12-6 advantage in offensive rebounds. Second-chance points were even at seven apiece.
- Iona recorded 10 assists and 11 turnovers, while the Griffs posted 14 assists and 15 giveaways. The visitors turned those miscues into a 22-13 edge in points off turnovers.
- The Maroon & Gold excelled at the foul line, converting 22 of 25 attempts. Canisius finished 6-for-10.

LAST TIME VS. NIAGARA... (IONA 71, NIAGARA 53 • JAN. 9, 2026)



Official Basketball Box Score - Final
Niagara at Iona
 01/09/26 Hynes Center, New Rochelle
 2025-26 Men's Basketball

Game Time: 7:00 PM
 Game Duration: 1:48
 Attendance: 1,741

Officials: Bill Covington, Vasili Malios, Brian Zink

Niagara - 53

Record: 4-11 (1-4)

NO.	Name	Min	FG		3P		FT			Rebounds			Fouls		TP	AS	TO	ST	Blocks		+/-
			M-A	M-A	M-A	OR	DR	TOT	PF	FD	BS	BA									
0	Justin Hawkins	F 17:01	2-5	0-1	0-0	0	2	2	3	0	4	0	1	0	1	0	0	0	0	0	-9
32	Will Shortt	F 10:08	1-1	0-0	0-0	0	1	1	1	0	2	0	1	0	1	0	0	0	0	0	-20
1	Reggie Prudhomme	G 32:01	4-9	3-8	0-0	0	3	3	2	2	11	4	0	0	0	0	0	0	0	0	-9
5	Justin Page	G 32:02	7-17	1-6	0-0	3	3	6	1	0	15	5	2	0	0	0	1	0	1	-19	
10	Landon Williams	G 27:18	2-7	1-5	0-0	0	2	2	0	2	5	0	1	0	1	0	1	0	1	-18	
2	Trenton Walters	22:21	1-7	1-4	2-2	0	3	3	1	1	5	2	0	3	0	0	0	0	0	-3	
12	Josiah Sabino	13:59	1-5	0-0	2-2	3	3	6	2	2	4	1	1	2	0	1	2	0	1	2	
11	Vice Zanki	10:04	0-1	0-1	0-0	1	0	1	0	1	0	1	0	1	0	0	0	0	0	-18	
8	Kabeya Tshibangu	14:46	1-2	0-0	0-0	0	0	0	2	0	2	0	0	0	0	0	0	0	0	5	
15	Brian Griffith	06:44	1-3	0-0	0-1	2	0	2	0	1	2	0	0	0	0	0	0	0	0	-9	
9	Gael Dalmau	08:30	0-2	0-1	0-0	0	0	0	1	1	0	0	0	1	0	0	0	0	0	10	
22	Drew Larson	02:33	0-1	0-1	0-0	0	1	1	0	0	0	0	0	0	0	0	0	0	0	-1	
35	AJ McBride	02:33	0-0	0-0	3-4	0	0	0	0	2	3	0	0	0	0	0	0	0	0	-1	
Team						1	2	3	0	0				0							
Totals			20-60	6-27	7-9	10	20	30	13	12	53	13	7	5	1	2	1	2	18		

Shooting By Period		
1 st	FG%	8-24 33.3%
	3PT%	4-14 28.6%
	FT%	2-2 100%
2 nd	FG%	12-36 33.3%
	3PT%	2-13 15.4%
	FT%	5-7 71.4%
GM	FG%	20-60 33.3%
	3PT%	6-27 22.2%
	FT%	7-9 77.8%

Dead Ball Rebounds: 2, 0

Major Fouls: NONE

Iona - 71

Record: 11-6 (3-3)

NO.	Name	Min	FG		3P		FT			Rebounds			Fouls		TP	AS	TO	ST	Blocks		+/-
			M-A	M-A	M-A	OR	DR	TOT	PF	FD	BS	BA									
9	Lamin Sabally	F 28:34	6-7	0-0	2-2	3	7	10	2	5	14	2	3	0	0	0	0	0	0	17	
30	Toby Harris	F 26:37	1-5	1-5	0-0	0	0	0	1	0	3	1	0	1	0	0	0	0	0	6	
2	Denver Anglin	G 21:47	4-9	2-6	0-0	0	1	1	1	1	10	2	0	0	0	0	0	0	11		
11	C.J. Anthony	G 30:02	3-6	2-4	2-2	1	1	2	1	1	10	5	3	0	0	0	0	0	7		
13	Kosy Akametu	G 26:07	5-14	0-3	2-3	5	7	12	1	2	12	3	0	3	1	0	0	0	-4		
7	Luke Jungers	19:52	4-5	3-4	0-0	1	3	4	1	0	11	0	0	0	0	0	0	0	32		
44	Alliou Fall	12:24	0-0	0-0	0-0	1	4	5	0	0	0	2	1	0	0	0	0	0	1		
4	Khalil Badru	15:58	2-7	0-1	3-4	0	4	4	1	3	7	0	2	1	1	1	1	1	18		
3	Chase Cormier	15:00	1-4	0-3	2-2	0	2	2	2	1	4	1	0	0	0	0	0	0	11		
1	Matt Reed	01:13	0-0	0-0	0-0	0	0	0	0	0	0	0	0	0	0	0	0	0	-3		
12	Oscar Hourroutiner	01:13	0-1	0-1	0-0	0	0	0	1	0	0	0	0	0	0	0	0	0	-3		
31	Connor Horan	01:13	0-0	0-0	0-0	0	0	0	1	0	0	0	0	0	0	0	0	0	-3		
Team						2	0	2	0	0				0							
Totals			26-58	8-27	11-13	13	29	42	12	13	71	16	9	5	2	1	18				

Shooting By Period		
1 st	FG%	16-33 48.5%
	3PT%	4-14 28.6%
	FT%	5-6 83.3%
2 nd	FG%	10-25 40.0%
	3PT%	4-13 30.8%
	FT%	6-7 85.7%
GM	FG%	26-58 44.8%
	3PT%	8-27 29.6%
	FT%	11-13 84.6%

Dead Ball Rebounds: 1, 1

Major Fouls: Sabally (F1) 2nd 4:40

	NIA	IONA
Biggest lead	2 (1 st 19:13)	28 (2 nd 8:33)
Best Scoring Run	8 (1 st 4:50)	22 (1 st 7:51)
Lead Changes	1	
Times Tied	2	
Time with Lead	00:31	37:10

	NIA	IONA
Points from		
Turnovers	11	9
Paint	26	32
Second Chance	6	11
Fast Breaks	8	1
Bench	16	22

	Period by Period Scoring		
	1st	2nd	TOT
NIA	22	31	53
IONA	41	30	71

IONA PERFORMERS

- Lamin Sabally led the way with 14 points and 10 rebounds, recording his team-leading fifth double-double of the season.
- Kosy Akametu finished with 12 points and 12 rebounds for his second double-double of the year and the second time this season he and Sabally both reached the mark. He added three steals and three assists without committing a turnover.
- Luke Jungers chipped in 11 points while shooting 3-for-4 from three-point range and pulling down four rebounds.
- CJ Anthony scored 10 points and dished out a team-high five assists.
- Denver Anglin also reached double figures, finishing with 10 points.

THE OPPONENT

- Justin Page paced Niagara with 15 points to go along with six rebounds and five assists.
- Reggie Prudhomme added 11 points for the Purple Eagles.
- Josiah Sabino matched Page with six rebounds.

TEAM STATISTICS

- Iona shot 44.8 percent from the field compared to Niagara's 33.3 percent, finishing 8-for-27 from three-point range while the Purple Eagles went 6-for-27.
- The Gaels controlled the glass by a 42-30 margin, including a 13-10 edge on the offensive boards, and turned that into an 11-6 advantage in second-chance points.
- Iona recorded 16 assists against nine turnovers, while Niagara posted 13 assists and seven turnovers.
- The 61 possessions marked the lowest total of the season for the Gaels and the fewest since recording 58 in the 2024 MAAC Championship first-round matchup against Manhattan. Iona held Niagara under one point per possession in one of its strongest defensive performances of the year.

NIAGARA PURPLE EAGLES ROSTER AND STATISTICS

Roster

No.	Name	Cl.	Pos.	Ht.	Wt.	Hometown / Previous School
0	Justin Hawkins	Sr.	F	6-7	215	Willingboro, NJ / Life Center Acad. / Thomas Jefferson
1	Reggie Prudhomme	Gr.	G	6-0	180	Missouri City, TX / Ridge Point / Murray State / Cameron
2	Trenton Walters	Jr.	G	5-9	165	Frisco, TX / La Lumiere Prep / Radford / Indian Hills
5	Justin Page	Jr.	G	6-5	200	Peoria, IL / East Peoria / Cal Poly
8	Kabeya Tshibangu	Sr.	C	6-9	195	Justin, TX / Justin Northwest / Emporia State / NW Oklahoma State
9	Gael Dalmau	Fr.	G	6-6	200	Guaynabo, PR / Central Pointe Christian / Prestige Worldwide Sports Acad.
10	Landon Williams	So.	G	6-4	200	Farmington Hills, MI / North Farmington
11	Vice Zanki	Jr.	F	6-8	215	Zagreb, Croatia / Cedevita Jr. / Eastern Washington
12	Josiah Sabino	Jr.	G/F	6-4	200	Jacksonville, FL / Orange Park / Jacksonville Univ. / Garden City CC
15	Brian Griffith	Jr.	G	5-10	165	Owensboro, KY / Owensboro Catholic / Coffeyville
22	Drew Larson	Jr.	F	6-7	210	Ft. Collins, CO / Fossil Ridge / Northwest College
32	Will Shortt	So.	F	6-8	230	Sydney, Australia / IMG Academy
35	AJ McBride	So.	G/F	6-5	180	Cincinnati, OH / Archbishop Moeller

Head Coach: Greg Paulus (Duke '09), seventh season
Assistant Coach: Chris Buchanan (Arizona '15)
Assistant Coach: Will Holland (Mount St. Mary's '10)
Assistant Coach: Jake Presutti (Syracuse '08)
Assistant Coach: Charles Chigeru (Barry '16)

Statistics

No.	Player	Total			3-Point			F-Throw		Rebounds				Other								
		GP-GS	MIN	AVG	FG-FGA	FG%	3FG-3FGA	3FG%	FT-FTA	FT%	OFF	DEF	TOT	AVG	PF	DQ	A	TO	BLK	STL	PTS	AVG
5	PAGE, Justin	21-20	633:20	30.2	96-227	.423	28-95	.295	35-44	.795	14	31	45	2.1	32	2	53	32	4	14	255	12.1
0	HAWKINS, Justin	25-23	659:16	26.4	77-173	.445	12-32	.375	43-64	.672	24	62	86	3.4	57	1	54	40	8	15	209	8.4
2	WALTERS, Trenton	20-4	436:51	21.8	42-125	.336	27-69	.391	45-54	.833	6	28	34	1.7	32	1	55	33	1	17	156	7.8
11	ZANKI, Vice	24-8	475:19	19.8	66-149	.443	32-89	.360	15-17	.882	9	45	54	2.3	32	0	18	17	7	14	179	7.5
12	SABINO, Josiah	23-10	470:14	20.4	57-122	.467	9-40	.225	33-38	.868	20	85	105	4.6	46	2	22	27	12	17	156	6.8
1	PRUDHOMME, Reggie	25-25	679:02	27.2	57-148	.385	30-89	.337	13-20	.650	4	62	66	2.6	53	1	62	34	0	26	157	6.3
32	SHORTT, Will	25-20	471:57	18.9	65-111	.586	0-2	.000	15-33	.455	51	67	118	4.7	44	1	12	19	21	6	145	5.8
10	WILLIAMS, Landon	22-12	473:25	21.5	44-105	.419	24-63	.381	3-5	.600	3	52	55	2.5	23	0	22	19	12	13	115	5.2
15	GRIFFITH, Brian	20-0	249:48	12.5	33-89	.371	7-28	.250	24-32	.750	6	15	21	1.1	17	0	23	24	0	9	97	4.9
22	LARSON, Drew	17-1	161:38	9.5	17-37	.459	7-21	.333	2-10	.200	12	25	37	2.2	15	0	9	6	1	4	43	2.5
8	TSHIBANGU, Kabeya	20-2	230:23	11.5	23-36	.639	0-0	.000	2-5	.400	15	17	32	1.6	22	0	10	7	10	4	48	2.4
9	DALMAU TORRESOLA, Gael	5-0	32:20	6.5	3-10	.300	2-8	.250	0-0	.000	1	0	1	0.2	1	0	1	1	0	1	8	1.6
35	MCBRIDE, AJ	6-0	26:27	4.4	2-3	.667	0-1	.000	5-8	.625	0	4	4	0.7	1	0	1	2	1	2	9	1.5
Team											37	38	75					31				
Total		25	5000		582-1335	.436	178-537	.331	235-330	.712	202	531	733	29.3	375	8	342	292	77	142	1577	63.1
Opponents		25	5000		615-1349	.456	194-550	.353	353-452	.781	251	596	847	33.9	371	1	321	268	75	164	1777	71.1

2025-26 MAAC STATISTICS

Game Records

Record	Overall	Home	Away	Neutral
ALL GAMES	7-8	5-3	2-5	0-0
CONFERENCE	7-8	5-3	2-5	0-0
NON-CONFERENCE	0-0	0-0	0-0	0-0

Score by Periods

Team	1st	2nd	OT	TOT
Iona	509	502	0	1011
Opponents	486	556	0	1042

Team Box Score

No.	Player	Total			3-Point			F-Throw		Rebounds				Other								
		GP-GS	MIN	AVG	FG-FGA	FG%	3FG-3FGA	3FG%	FT-FTA	FT%	OFF	DEF	TOT	AVG	PF	DQ	A	TO	BLK	STL	PTS	AVG
11	ANTHONY, C.J.	15-15	469:36	31.3	58-146	.397	23-68	.338	39-52	.750	4	36	40	2.7	33	1	84	35	2	22	178	11.9
9	SABALLY, Lamin	15-15	442:49	29.5	71-114	.623	1-2	.500	33-58	.569	44	81	125	8.3	25	0	41	23	6	22	176	11.7
2	ANGLIN, Denver	15-13	423:10	28.2	60-156	.385	37-102	.363	14-19	.737	2	23	25	1.7	15	0	18	11	0	20	171	11.4
30	HARRIS, Toby	15-11	412:22	27.5	49-127	.386	39-110	.355	6-6	1.000	4	41	45	3.0	30	0	17	16	5	7	143	9.5
13	AKAMETU, Kosy	15-15	320:53	21.4	44-120	.367	12-46	.261	31-39	.795	22	43	65	4.3	31	1	12	18	6	10	131	8.7
0	WILLIAMS, Keshawn	5-3	106:13	21.2	14-32	.438	2-10	.200	4-4	1.000	2	18	20	4.0	4	0	6	8	0	4	34	6.8
7	JUNGERS, Luke	14-0	236:22	16.9	20-49	.408	17-40	.425	12-15	.800	5	21	26	1.9	25	0	4	8	5	4	69	4.9
4	BADRU, Khalil	14-0	153:57	11.0	12-35	.343	0-5	.000	15-27	.556	11	32	43	3.1	14	1	4	16	6	4	39	2.8
44	FALL, Alliou	14-3	271:15	19.4	15-31	.484	0-1	.000	7-12	.583	21	31	52	3.7	40	1	20	21	16	5	37	2.6
3	CORMIER, Chase	15-0	134:02	8.9	10-35	.286	9-31	.290	2-2	1.000	0	8	8	0.5	12	0	3	3	0	5	31	2.1
1	REED, Matt	5-0	18:06	3.6	1-3	.333	0-1	.000	0-0	.000	0	2	2	0.4	2	0	1	1	0	0	2	0.4
31	HORAN, Connor	3-0	05:20	1.8	0-1	.000	0-0	.000	0-0	.000	1	0	1	0.3	1	0	0	0	0	0	0	0.0
12	HOURRUITINER, Oscar	3-0	05:57	2.0	0-3	.000	0-1	.000	0-0	.000	0	1	1	0.3	1	0	0	0	0	0	0	0.0
Team											28	21	49							13		
Total		15	3000		354-852	.415	140-417	.336	163-234	.697	144	358	502	33.5	233	4	210	173	46	103	1011	67.4
Opponents		15	3000		379-889	.426	105-340	.309	179-242	.740	183	386	569	37.9	223	2	224	172	45	112	1042	69.5

Team Statistics

	IONA	OPP
Scoring	1011	1042
Points per game	67.4	69.5
Scoring margin	-2.1	-
Field goals-att	354-852	379-889
Field goal pct	.415	.426
3 point fg-att	140-417	105-340
3-point FG pct	.336	.309
3-pt FG made per game	9.3	7.0
Free throws-att	163-234	179-242
Free throw pct	.697	.740
F-Throws made per game	10.9	11.9
Rebounds	502	569
Rebounds per game	33.5	37.9
Rebounding margin	-4.5	-
Assists	210	224
Assists per game	14.0	14.9
Turnovers	173	172
Turnovers per game	11.5	11.5
Turnover margin	-0.1	-
Assist/turnover ratio	1.2	1.3
Steals	103	112
Steals per game	6.9	7.5
Blocks	46	45
Blocks per game	3.1	3.0
Winning streak	1	-
Home win streak	0	-
Attendance	15110	12036
Home games-Avg/Game	8-1889	7-1719
Neutral site-Avg/Game	-	0-0

Team Results

Date	Opponent		Score	Att.
12/05/2025	Quinnipiac	L	68-89	2242
12/07/2025	at Sacred Heart	W	81-69	822
12/29/2025	at Mount St. Mary's	L	59-66	2176
01/02/2026	Siena	W	75-72	1545
01/04/2026	at Marist	L	38-83	1861
01/09/2026	Niagara	W	71-53	1741
01/11/2026	Canisius	W	74-48	1732
01/14/2026	at Rider	L	68-72	872
01/19/2026	at Saint Peter's	L	63-77	564
01/22/2026	Merrimack	W	61-60	1820
01/24/2026	Manhattan	W	66-57	2103
01/30/2026	Fairfield	L	70-71	1978
02/05/2026	at Siena	L	72-79	5140
02/07/2026	Mount St. Mary's	L	76-83	1949
02/13/2026	at Canisius	W	69-63	601

IONA GAELS (15-11, 7-8 MAAC)



RECORD	THIS YR	LAST YR	STATS	IONA	OPPONENT	UPCOMING SCHEDULE			
OVERALL	15-11	17-17	FG%	43.7%	43.4%	2/20	ST. PETER'S	7 p.m.	ESPN+
MAAC	7-8	12-8	FT%	70.7%	70.9%	2/22	at Merrimack	1 p.m.	ESPN+
HOME	9-3	7-7	3FG%	35.5%	30.4%	2/27	RIDER	7 p.m.	ESPN+
ROAD	5-6	7-7	POINTS	73.4	73.2	3/1	at Manhattan	2 p.m.	ESPNU/+
VS. NIA	1-0	1-0	REBOUNDS	34.4	38.3	3/5	MAAC Open Rnd.		ESPN+
LAST 5	2-3	4-1	TURNOVERS	11.5	12.0	3/6-7	MAAC Quarters		ESPN+

0	Keshawn WILLIAMS (KEY-shawn) Gr. • 6-4 • 175 • Chicago Heights, IL	<ul style="list-style-type: none"> Will miss remainder of season with a knee injury Reached 1,000-points for his collegiate career vs. UMKC. Played the 2024-25 campaign at Colorado State, appearing in 36 games off the bench. Averaged 16+ ppg as a soph. and junior at Northern Illinois. 	8.5 PPG 3.2 RPG 1.1 APG 45.8% FG 35.9% 3FG 75.0% FT	LAST GAME
				DNP
CAREER HIGH P-R-A	32-9-9			
1	Matt REED Jr. • 6-10 • 240 • Carrollton, TX	<ul style="list-style-type: none"> Post performer who looks to make an impact on Iona's rotation. Comes to New Rochelle after appearing in 58 games over two seasons at Tulsa. Carrollton, Texas native in the DFW suburbs. 	1.1 PPG 1.0 RPG 0.1 APG 28.6% FG 23.1% 3FG 50.0% FT	LAST GAME
				DNP
CAREER HIGH P-R-A	15-16-3			
2	Denver ANGLIN (like "angle") Jr. • 6-1 • 180 • Montclair, NJ	<ul style="list-style-type: none"> 14 10+ point efforts. Posted season-best 22 points in Merrimack win. Led the Gaels with six assists vs. Hofstra. New York Metropolitan Area native from North NJ. Played last season at Rice and his freshman year at Georgetown. Played at Gill St. Bernard's School in NJ. 	10.1 PPG 1.8 RPG 1.7 APG 37.2% FG 33.1% 3FG 77.1% FT	LAST GAME
				8 pts, 2 reb, 0 ast 2-11 FG, 1 3FG
CAREER HIGH P-R-A	27-5-6			
3	Chase CORMIER (CORE-me-a) Jr. • 6-2 • 180 • Atlanta, GA	<ul style="list-style-type: none"> Shooting 38.6 3FG% (17-for-44) from long distance. Posted season-best 11 points vs. Princeton. Transfer, sharpshooting scoring guard from Wofford. Did not play in 2024-25 following a sophomore campaign that saw him average 7.1 ppg and a 50.0% 3FG clip. Played freshman year at Northeastern. 	2.4 PPG 0.7 RPG 0.3 APG 37.0% FG 38.6% 3FG 83.3% FT	LAST GAME
				0 pts, 0 reb, 0 ast 0-2 FG
CAREER HIGH P-R-A	17-5-4			
4	Khalil BADRU (ka-LEEL bah-DRU) So. • 6-5 • 195 • New Britain, CT	<ul style="list-style-type: none"> Had season-high nine points vs. Akron. Second-year transfer from University of New Hampshire. Earned America East All-Rookie honors in 2024-25 and was a three-time Rookie of the Week. Averaged 8.6 points, playing in 32 games with 21 starts. Played scholastically at Newman School in Massachusetts. 	3.1 PPG 2.5 RPG 0.2 APG 50.0% FG 0.0% 3FG 57.6% FT	LAST GAME
				1 pts, 2 reb, 1 ast 0-1 FG
CAREER HIGH P-R-A	21-12-4			
7	Luke JUNGERS (JUNG-ers) Sr. • 6-9 • 215 • Omaha, NE	<ul style="list-style-type: none"> Six 10+ point performances off the bench. Had 11p vs. Ore. St. including game-tying 3FG with 1.5 sec remaining to force overtime. Lone returning scholarship performer for Gaels in 2025-26. Averaged 7.0 points in 32 games as a freshman at Omaha. Had a career-high 27 points vs. S. Dakota as a freshman. 	4.8 PPG 1.8 RPG 0.2 APG 45.9% FG 45.2% 3FG 85.7% FT	LAST GAME
				12 pts, 1 reb, 0 ast 2-3 FG, 2 3FG
CAREER HIGH P-R-A	27-6-4			
9	Lamin SABALLY (Lah-MEAN SAH-bah-lee) Sr. • 6-8 • 215 • Berlin, Germany	<ul style="list-style-type: none"> Top 10 in MAAC in rebounds (3rd), FG% (3rd), steals (5th), A/T (7th). Six double-doubles @KC, vGB, vQUI, @MSM, vNIA, vMSM. Played two seasons at UTSA and one at Incarnate Word. Moved from Germany in 2019 to play at Bella Vista College Prep in Scottsdale, Arizona. Sisters Satou (Mercury) and Nyara (Liberty) were both standouts at Oregon and currently play in WNBA. 	11.4 PPG 8.0 RPG 3.1 APG 56.3% FG 11.1% 3FG 58.2% FT	LAST GAME
				17 pts, 9 reb, 3 ast 3 stl, 7-12 FG, 1 3FG
CAREER HIGH P-R-A	27-14-8			
11	CJ ANTHONY Gr. • 6-0 • 195 • Columbus, OH	<ul style="list-style-type: none"> Career best 13 ast in first career double-double vs. Siena MAAC Ranks: assists (2nd), A/T (2nd), steals (6th), scoring (13th) Grad transfer after four years as walk-on at Cincinnati. Non-medical red shirt as a junior in 2024-25. Two-time state POY and graduated as Central Ohio's all-time leading scorer with 2,395 career points. 	14.0 PPG 2.9 RPG 5.5 APG 42.9% FG 36.4% 3FG 75.0% FT	2x MAAC Player of the Week (11/10, 11/24)
				LAST GAME
CAREER HIGH P-R-A	26-7-13			10 pts, 2 reb, 4 ast 3-5 FG, 2 3FG

2025-26 OVERALL STATISTICS

Game Records

Record	Overall	Home	Away	Neutral
ALL GAMES	15-11	9-3	5-6	1-2
CONFERENCE	7-8	5-3	2-5	0-0
NON-CONFERENCE	8-3	4-0	3-1	1-2

Score by Periods

Team	1st	2nd	OT	TOT
Iona	924	963	21	1908
Opponents	875	1015	14	1904

Team Box Score

No.	Player	Total			3-Point		F-Throw		Rebounds				Other									
		GP-GS	MIN	AVG	FG-FGA	FG%	3FG-3FGA	3FG%	FT-FTA	FT%	OFF	DEF	TOT	AVG	PF	DQ	A	TO	BLK	STL	PTS	AVG
11	ANTHONY, C.J.	25-25	771:39	30.9	111-259	.429	40-110	.364	87-116	.750	7	66	73	2.9	59	1	138	62	3	40	349	14.0
9	SABALLY, Lamin	26-26	778:27	29.9	116-206	.563	1-9	.111	64-110	.582	65	142	207	8.0	50	0	80	49	14	47	297	11.4
30	HARRIS, Toby	26-11	673:07	25.9	99-229	.432	73-180	.406	26-27	.963	9	79	88	3.4	48	0	19	25	8	10	297	11.4
2	ANGLIN, Denver	26-24	712:28	27.4	92-247	.372	51-154	.331	27-35	.771	3	44	47	1.8	27	0	45	26	1	26	262	10.1
13	AKAMETU, Kosy	23-23	510:27	22.2	80-198	.404	20-74	.270	44-58	.759	32	77	109	4.7	41	1	17	31	8	12	224	9.7
0	WILLIAMS, Keshawn	16-14	368:22	23.0	55-120	.458	14-39	.359	12-16	.750	3	48	51	3.2	11	0	17	17	0	7	136	8.5
7	JUNGERS, Luke	24-0	362:55	15.1	34-74	.459	28-62	.452	18-21	.857	6	36	42	1.8	43	1	5	12	6	7	114	4.8
4	BADRU, Khalil	25-0	257:59	10.3	31-62	.500	0-7	.000	19-33	.576	17	47	64	2.6	24	1	4	24	11	10	81	3.2
44	FALL, Alliou	25-7	467:51	18.7	31-68	.456	0-2	.000	8-16	.500	44	51	95	3.8	73	4	28	29	28	15	70	2.8
3	CORMIER, Chase	26-0	242:58	9.3	20-54	.370	17-44	.386	5-6	.833	3	16	19	0.7	23	0	8	4	0	11	62	2.4
1	REED, Matt	14-0	89:41	6.4	6-21	.286	3-13	.231	1-2	.500	5	9	14	1.0	12	0	1	3	0	1	16	1.1
31	HORAN, Connor	5-0	06:45	1.3	0-2	.000	0-1	.000	0-0	.000	1	0	1	0.2	1	0	0	0	0	0	0	0.0
12	HOURLUITINER, Oscar	5-0	07:22	1.5	0-3	.000	0-1	.000	0-0	.000	0	2	2	0.4	1	0	0	0	0	0	0	0.0
Team											47	35	82				18					
Total		26	5250		675-1543	.437	247-696	.355	311-440	.707	242	652	894	34.4	413	8	362	300	79	186	1908	73.4
Opponents		26	5250		696-1605	.434	193-634	.304	319-450	.709	317	680	997	38.3	408	8	392	311	90	181	1904	73.2

Team Statistics

	IONA	OPP
Scoring	1908	1904
Points per game	73.4	73.2
Scoring margin	+0.2	-
Field goals-att	675-1543	696-1605
Field goal pct	.437	.434
3 point fg-att	247-696	193-634
3-point FG pct	.355	.304
3-pt FG made per game	9.5	7.4
Free throws-att	311-440	319-450
Free throw pct	.707	.709
F-Throws made per game	12.0	12.3
Rebounds	894	997
Rebounds per game	34.4	38.3
Rebounding margin	-4.0	-
Assists	362	392
Assists per game	13.9	15.1
Turnovers	300	311
Turnovers per game	11.5	12.0
Turnover margin	+0.4	-
Assist/turnover ratio	1.2	1.3
Steals	186	181
Steals per game	7.2	7.0
Blocks	79	90
Blocks per game	3.0	3.5
Winning streak	1	-
Home win streak	0	-
Attendance	23054	32576
Home games-Avg/Game	12-1921	11-2961
Neutral site-Avg/Game	-	3-1053

Team Results

Date	Opponent	Score	Att.
11/07/2025	Hofstra	W 81-73	2327
11/11/2025	at Kansas City	W 105-91	525
11/14/2025	Fordham	W 76-71	2578
11/18/2025	Princeton	W 89-69	1692
11/21/2025	vs Akron	L 75-96	1012
11/22/2025	vs Oregon St.	Wot2 91-84	1824
11/24/2025	vs Green Bay	L 75-80	324
12/01/2025	at Delaware	W 89-66	2032
12/05/2025	Quinnipiac	L 68-89	2242
12/07/2025	at Sacred Heart	W 81-69	822
12/10/2025	Bryant	W 69-63	1347
12/13/2025	at St. John's (NY)	L 64-91	15803
12/20/2025	at Vermont	W 83-78	2180
12/29/2025	at Mount St. Mary's	L 59-66	2176
01/02/2026	Siena	W 75-72	1545
01/04/2026	at Marist	L 38-83	1861
01/09/2026	Niagara	W 71-53	1741
01/11/2026	Canisius	W 74-48	1732
01/14/2026	at Rider	L 68-72	872
01/19/2026	at Saint Peter's	L 63-77	564
01/22/2026	Merrimack	W 61-60	1820
01/24/2026	Manhattan	W 66-57	2103
01/30/2026	Fairfield	L 70-71	1978
02/05/2026	at Siena	L 72-79	5140
02/07/2026	Mount St. Mary's	L 76-83	1949
02/13/2026	at Canisius	W 69-63	601



IONA GAELS BASKETBALL ROSTER / QUICK FACTS

NUMERICAL

No.	Name	Cl.	Pos.	Ht.	Wt.	Hometown / Last School
0	Keshawn Williams	Gr.	G	6-4	175	Chicago Heights, IL / Colorado State
1	Matt Reed	Jr.	F	6-10	230	Carrollton, TX / Tulsa
2	Denver Anglin	Jr.	G	6-1	185	Montclair, NJ / Rice
3	Chase Cormier	Jr.	G	6-2	183	Atlanta, GA / Wofford
4	Khalil Badru	So.	G	6-5	192	New Britain, CT / New Hampshire
5	Deondrea Lindsey	Fr.	F	6-8	205	Knoxville, TN / Oak Hill Academy (VA)
7	Luke Jungers	Sr.	F	6-9	220	Omaha, NE / Nebraska-Omaha
9	Lamin Sabally	Sr.	F	6-8	215	Berlin, Germany / Incarnate Word
11	CJ Anthony	Gr.	G	6-0	195	Columbus, OH / Cincinnati
12	Oscar Hourruttiner Jr.	Fr.	G	6-0	165	Gurabo, Puerto Rico / DME Academy
13	Kosy Akametu	Jr.	G	6-5	215	Carson, CA / Santa Clara
16	Marko Pandiloski	Fr.	G	6-6	200	Mississauga, Ontario / Hoosac School (NY)
21	Ore Odutayo	Fr.	F	6-8	210	Albany, NY / Williston Northampton (MA)
30	Toby Harris	Gr.	F	6-8	225	Durham, NC / Brandeis University
31	Connor Horan	Fr.	F	6-8	230	Fairfax, VA / Blue Ridge School
44	Alliou Fall	Fr.	F	6-10	230	Stockholm, Sweden / RIG Lulea

SOCIAL

Twitter	Instagram
@keshawn_0	@keewill
@matt1reed	@matt1reed
	@denveranglin
@chase3cormier	@chaseecormier
@KhalilBadru	@khalilbadru
@deelindsey_0	
@ljungo7	@ljungo7
@lam_sab_23	@lam_sab_23
@cjanthony22	@cjanthony2
	@oscar.e.15_
@akametu	@_kos
@PandiloskiMarko	@markop.15
@oreodutayo	
@tobinmharris	@tobinmharris
@ConnorHoran35	@connorhran31
@allioufall	@alliou19

Head Coach: Dan Geriot (Richmond '11), first season

General Manager: Craig Moore (Northwestern '09)

Assistant Coaches: Patrick Wallace (Charleston Southern '17), Ronald Ramon (Pittsburgh '08), Kris Saulny (Widener '19), Michael Thompson (Northwestern '11)

Director of Operations: Pat Buckley (Catholic '23)

Video Coordinator: Parker Weiss (Iona '23)

Assistant General Manager: James Carey (Iona '23)

Graduate Managers: Jules LeJamtel (Washington '22), Robert Gerity (Xavier '24)

Strength Coach: Richard Irving (East Stroudsburg '15)

Athletic Trainer: Cheng-Feng "Kris" Tsai (Taiwan Univ. of Sport '15, Plymouth State '21MS)

Athletic Communications: Brian Beyrer (Iona '01)

BY CLASS:

Graduates - 3	Seniors - 2
Sophomores - 1	Juniors - 4
Freshmen - 6	

BY STATE:

1	New York, Connecticut, New Jersey, California, Georgia, Illinois, Nebraska, North Carolina, Ohio, Tennessee, Texas, Virginia, Puerto Rico
Int'l	Canada, Germany, Sweden

BY TENURE:

Returners - 2	Newcomers - 14
---------------	----------------

PRONUNCIATION GUIDE:

#	Player	Name	Hometown
0	K. Williams	KEY-shawn	
1	M. Reed		CAH-rill-ton
2	D. Anglin	like "angle"	
3	C. Cormier	CORE-me-a	
4	K. Badru	ka-LEEL bah-DRU	
5	D. Lindsey	de-ON-dray	
7	L. Jungers	JUNG-ers	
9	L. Sabally	Lah-MEAN SAH-bah-lee	
12	O. Hourruttiner	OH-roo-EE-tee-ner	goo-RAH-boe
13	K. Akametu	CO-see ah-kah-MET-oo	
16	M. Pandiloski	PAN-dah-las-kee	MISS-ah-SAH-gah
21	O. Odutayo	OR-a OH-do-TIE-oh	
30	T. Harris	TOE-bee	
44	Alliou Fall	AH-lee-you	

BASKETBALL INFORMATION

First Season 1940-41 (79 years)

All-Time Record 1,314-952 (.580)

NCAA Appearances **16**
(1979, 1980, 1984, 1985, 1998, 2000, 2001, 2006, 2012, 2013, 2016, 2017, 2018, 2019, 2021, 2023)

NIT Appearances **Six**
(1982, 1983, 1996, 1997, 2014, 2015)

MAAC Tournament Championships **14**
(1982, 1984, 1985, 1998, 2000, 2001, 2006, 2013, 2016, 2017, 2018, 2019, 2021, 2023)

MAAC Regular Season Championships **13**
(1982-83, 1983-1984, 1984-85, 1995-96, 1996-97, 1997-98, 2000-01, 2011-12, 2013-14, 2014-15, 2018-19, 2021-22, 2022-23)

2024-25 Record 17-17

2024-25 MAAC Record/Finish 12-8/T-4th

Head Coach Dan Geriot

Record at Iona 15-11 (.577) / first season

NCAA Record 15-11 (.577) / first season

Assistant Coach Patrick Wallace

Assistant Coach Ronald Ramon

Assistant Coach Kris Saulny

Assistant Coach Michael Thompson

QUICK FACTS

Name	Iona University
Location	New Rochelle, NY 10801-1890
Founded	1940
Enrollment (2025-27)	3,389
Nickname	Gaels
Colors	Maroon & Gold
Affiliation	NCAA Division I
Conference	Metro Atlantic Athletic (MAAC)
Home Court (Capacity)	Hynes Center (2,578)
President	Seamus Carey, Ph.D.
Director of Athletics	Matthew Glovaski
Athletics Phone	(914) 633-2654

ATHLETIC COMMUNICATIONS

Sr. Associate AD	Brian Beyrer (Iona '01)
Office	(914) 637-2726
Cell	(914) 497-3136
E-mail	bbeyrer@iona.edu
Assistant AD	Brian Duane (York '15)
Office	(914) 633-2334
E-mail	bduane@iona.edu
Assistant AD	Garrett Murray (Iona '19)
Office	(914) 633-2057
E-mail	gmurray@iona.edu

SOCIAL MEDIA GUIDE



@IonaGaels
@IonaGaelsMBB
#GaelNation



IONA GAELS BASKETBALL RADIO/TV ROSTER



KESHAWN WILLIAMS

0 Gr. • G • 6-4 • 175
CHICAGO HEIGHTS, IL
KEY-SHAWN



MATT REED

1 Jr. • F • 6-10 • 240
CARROLLTON, TX



DENVER ANGLIN

2 Jr. • G • 6-1 • 180
MONTCLAIR, NJ
LIKE "ANGLE"



CHASE CORMIER

3 Jr. • G • 6-2 • 180
ATLANTA, GA
CORE-ME-A



KHALIL BADRU

4 So. • G • 6-5 • 195
NEW BRITAIN, CT
KA-LEEL BAH-DRU



DEONDREA LINDSEY

5 Fr. • F • 6-8 • 210
KNOXVILLE, TN
DE-ON-DRAY



LUKE JUNGERS

7 Sr. • F • 6-9 • 215
OMAHA, NE
JUNG-ERS



LAMIN SABALLY

9 Sr. • F • 6-8 • 215
BERLIN, GERMANY
LAH-MEAN SAH-BAH-LEE



CJ ANTHONY

11 Gr. • G • 6-0 • 195
COLUMBUS, OH



OSCAR HOURRUITINER JR.

12 Fr. • G • 6-0 • 165
GURABO, PUERTO RICO



KOSY AKAMETU

13 Jr. • G • 6-5 • 220
CARSON, CA
CO-SEE AH-KAH-MET-OO



MARKO PANDILOSKI

16 Fr. • G • 6-6 • 200
MISSISSAUGA, ONTARIO



ORE ODUTAYO

21 Fr. • F • 6-8 • 200
ALBANY, NY
OR-A OH-DO-TIE-OH



TOBY HARRIS

30 Gr. • F • 6-8 • 220
DURHAM, NC
TOE-BEE



CONNOR HORAN

31 Fr. • F • 6-8 • 220
FAIRFAX, VA



ALLIOU FALL

44 Fr. • F • 6-10 • 230
STOCKHOLM, SWEDEN
AH-LEE-OH



DAN GERIOT

HEAD COACH
JAH-ROW



PATRICK WALLACE

ASSISTANT COACH



RONALD RAMON

ASSISTANT COACH
RAH-MOAN



KRIS SAULNY

ASSISTANT COACH
SAUL-KNEE



MICHAEL THOMPSON

ASSISTANT COACH

COACHING STAFF



PAT BUCKLEY

DIR. OF OPERATIONS



PARKER WEISS

VIDEO COORDINATOR



CRAIG MOORE

GENERAL MANAGER



JAMES CAREY

ASST. GENERAL MANAGER

SUPPORT STAFF