

MOUNT ST. MARY'S MOUNTAINEERS

2025-26 Game Notes ♦ Game 26 ♦ Hynes Athletic Center ♦ New Rochelle, N.Y.



MOUNT ST. MARY'S

IONA

Overall MAAC			Overall MAAC		
10-15	6-7	Record	14-10	6-7	
6-5	4-3	Home	9-2	5-2	
4-10	2-4	Away	4-6	1-5	
0-0	0-0	Neutral	1-2	0-0	
306	-	KenPom	233		

2025-26 Schedule/Results

Day	Date	Opponent (TV/Stream)	Time/Result
Wed.	Oct. 29	at Hood (Exhibition)	W, 85-70
Tue.	Nov. 4	at West Virginia (ESPN+)	L, 54-70
Fri.	Nov. 7	BUCKNELL (ESPN+)	L, 62-73
Tue.	Nov. 11	at Saint Francis U (NEC Front Row)	W, 74-66
Sun.	Nov. 16	at Cincinnati (ESPN+)	L, 55-72
Wed.	Nov. 19	at Maryland (Big10+)	L, 90-95 (ot)
Sun.	Nov. 23	at Western Michigan (ESPN+)	L, 60-83
Tue.	Nov. 25	at Ohio State (Big10 Network)	L, 60-113
Sat.	Nov. 29	HOWARD (ESPN+)	W, 79-75
Wed.	Dec. 3	SACRED HEART* (ESPN+)	L, 80-87
Fri.	Dec. 5	at Marist* (ESPN+)	L, 56-64
Sat.	Dec. 13	at Loyola (ESPN+)	W, 81-73
Fri.	Dec. 19	at Drexel (Flo College Sports)	L, 67-75
Sun.	Dec. 21	PENN ST. BRANDYWINE (ESPN+)	W, 73-42
Mon.	Dec. 29	IONA* (ESPN+)	W, 66-59
Fri.	Jan. 2	at Merrimack* (ESPN+/NESN)	L, 65-75
Sun.	Jan. 4	at Quinnipiac* (ESPN+/NESN)	L, 69-80
Fri.	Jan. 9	SAINT PETER'S* (ESPN+)	W, 70-65
Sun.	Jan. 11	SIENA* (ESPN+)	L, 50-67
Sat.	Jan. 17	at Canisius* (ESPN+)	W, 78-68
Mon.	Jan. 19	at Niagara* (ESPN+)	W, 68-58
Thu.	Jan. 22	QUINNIPIAC* (ESPN+)	L, 62-77
Sat.	Jan. 24	RIDER* (ESPN+)	W, 71-61
Fri.	Jan. 30	at Saint Peter's* (ESPNU)	L, 58-66
Sun.	Feb. 1	MANHATTAN* (ESPN+)	W, 72-65
Thu.	Feb. 5	MERRIMACK* (ESPN+)	L, 70-87
Sat.	Feb. 7	at Iona* (ESPN+)	7:00 pm
Fri.	Feb. 13	at Rider* (ESPN+)	7:00 pm
Fri.	Feb. 20	NIAGARA* (ESPN+)	7:00 pm
Sun.	Feb. 22	CANISIUS* (ESPN+)	2:00 pm
Fri.	Feb. 27	at Sacred Heart* (ESPN+)	7:00 pm
Sun.	Mar. 1	at Fairfield* (ESPN+)	2:00 pm
Thu.	Mar. 5	MAAC First Round!	
Fri.	Mar. 6	MAAC Quarterfinals!	
Sat.	Mar. 7	MAAC Quarterfinals!	
Sun.	Mar. 8	MAAC Semifinals!	
Tue.	Mar. 10	MAAC Championship!	

HOME GAMES IN BOLD CAPS | * - Metro Atlantic Athletic Conference Game
! - MAAC Tournament (Atlantic City, N.J.)

@MountHoops

MOUNT STORYLINES

♦ Mount St. Mary's could not overcome a 23-0 Merrimack run in an 87-70 loss to the Warriors on Thursday night at Knott Arena. Merrimack scored the final two points of the first half to cut the Mount's lead to 40-39 at the break, and then rattled off the first 21 points of the second half to take control of the game. Trey Deveaux led the Mount with 15 points, Luke McEldon had 12 points and seven rebounds, and Abdou Khadre Kébé had 11 points and nine rebounds in the game.

♦ The Mount defeated Iona, 66-59, on December 29 at Knott Arena, but Iona still holds a 7-4 lead in the all-time series. The Mount has won the past two matchups, including a 63-49 win over the Gaels in the MAAC Championship game last season. The Mount is 1-4 all-time at Iona, and is 1-4 against Iona in MAAC regular season games. ♦ Mount St. Mary's currently stands in a tie for eighth place in the MAAC standings with Sacred Heart with a 6-8 mark. Fairfield is in sixth place with a 7-7 record with Iona in between at 6-7. The top six teams in the MAAC earn a first round bye in the MAAC Tournament which will be held March 5-10 in Atlantic City, N.J.

♦ Mount St. Mary's fell to 2-12 this season when allowing 70 or more points after the 87-70 loss to Merrimack on Thursday night. The Mount is 8-3 on the year when holding the opposition under 70.






♦ Mount St. Mary's is 4-0 this season on Saturdays with wins over Howard (79-75), Loyola (81-73), Canisius (78-68) and Rider (71-61). The Mount's record for the rest of the week is as follows: Monday (2-0), Tuesday (1-2), Wednesday (0-2), Thursday (0-2), Friday (1-5) and Sunday (2-4).

INSIDE THE NUMBERS

♦ Abdou Khadre Kébé had 11 points and nine rebounds in the Mount's loss to Merrimack on Thursday night. Kébé is averaging 10.0 points and 8.3 rebounds over the past four games. Since being inserted into the starting lineup nine games ago, Kébé is averaging 8.6 points and 6.7 boards per game.

♦ Trey Deveaux led the Mount with 15 points in the loss to Merrimack on Thursday night. Deveaux is just 31 points shy of reaching 1,000 points for his collegiate career. Deveaux scored 463 points at Wayne State in 2023-24, 262 at Western Illinois last year, and has 244 this season for the Mountaineers.

MOUNT ST. MARY'S PROJECTED GAME STARTERS

	Points	Rebounds	Assists	Minutes
 ARLANDUS KEYES 2 Guard Sr. 6-2 Florissant, Mo.	11.7	3.3	2.8	28.2
Last Game: Had nine points and four rebounds in loss to Merrimack. Note: Shooting 46.8 percent (22-of-47) from three-point range over past seven games.				
	Points	Rebounds	Assists	Minutes
 TREY DEVEAUX 5 Forward Gr. 6-5 Lincoln, Neb.	11.1	4.5	1.0	27.0
Last Game: Had 15 points in the Mount's loss to Merrimack on Thursday night. Note: 31 points shy of reaching 1,000 career points in his collegiate career.				
	Points	Rebounds	Assists	Minutes
 ABDOU KHADRE KÉBÉ 9 Guard So. 6-7 Dakar, Senegal	7.8	5.0	1.0	21.1
Last Game: Recorded 11 points and nine rebounds against Merrimack on Thursday. Note: Averaging 10.0 points and 8.3 rebounds over past four games.				
	Points	Rebounds	Assists	Minutes
 LUKE McELDON 21 Forward R-Jr. 6-10 London, England	10.9	5.9	1.0	25.2
Last Game: Had 12 points and seven rebounds against Merrimack. Note: Is 13-for-20 (.650) from the field over the past two games.				
	Points	Rebounds	Assists	Minutes
 XAVIER LIPSCOMB 45 Guard Gr. 6-2 Washington, D.C.	9.7	4.7	4.0	32.8
Last Game: Had two points and two rebounds in loss to Merrimack on Thursday night. Note: Shooting 90.5 percent (86-of-95) from the foul line this season.				

GAMEDAY INFO

Game No.	26
Date	Saturday, February 7, 2026
Tip Time	7:00 pm
Location	New Rochelle, N.Y.
Arena	Hynes Athletic Center
Capacity	2,578
Watch	ESPN+

SERIES INFO

Series	Iona leads, 7-4
First Meeting	MSM 53, Iona 48 (12-18-47)
Last Mount Win	MSM 66, Iona 59 (12-29-25)
Last Iona Win	Iona 67, MSM 60 (ot) (2-6-25)
at Mount	2-2
at Iona	1-4
at Neutral Site	1-1

BY THE NUMBERS

Category	Mount	Iona
Record	10-15	14-10
Streak	L1	L2
Scoring Offense	67.6	73.5
Scoring Defense	72.6	73.3
Scoring Margin	-5.0	+0.2
Field Goal Pct.	.432	.438
Field Goal Pct. Defense	.407	.432
3-Point Pct.	.326	.359
3-Point Pct. Defense	.341	.298
Free Throw Pct.	.669	.696
Rebound Margin	+2.7	-3.8
Assists per Game	13.6	14.1
Turnovers per Game	15.7	11.9
Turnover Margin	-4.6	+1.2
Steals per Game	5.8	7.3
Blocks per Game	3.1	3.1

NCAA TOURNAMENT 1995, 1999, 2008, 2014, 2017, 2021, 2025

2025-26 MOUNT BASKETBALL ROSTER

No.	Name	Pos.	Ht./Wt.	Cl.	Hometown/High School (Previous School)
1	Anastasios Rozakeas	G	6-7/225	So.	Athens, Greece/Lyceum (Florida State)
2	Arlandus Keyes	G	6-2/173	Sr.	Florissant, Mo./Abeka Academy (Ellsworth C.C.)
3	John Miller IV	G	6-1/195	Gr.	Eldersburg, Md./Marriotts Ridge
4	Mason So	G	6-2/180	Jr.	Burke, Va./DeMatha Catholic (UNC Greensboro)
5	Trey Deveaux	F	6-5/205	Gr.	Lincoln, Neb./Norris (Western Illinois)
6	Jaxon Hartman	G	6-3/195	R-So.	Staunton, Va./Miller School of Albemarle (W.V. Wesleyan)
7	Elijah Espinosa	F	6-9/200	R-Fr.	Etters, Pa./Red Land
8	Justin May	G	6-2/185	Fr.	Little Rock, Ark./eStem Public Charter (Link Academy)
9	Abdou Khadre Kébé	G	6-7/190	So.	Dakar, Senegal/Seed Acad. (NBA Academy Latin America)
10	Patrick Haigh	G	6-4/190	Jr.	Altoona, Pa./Bishop Guilfoyle
11	Justin Amadi	F	6-7/225	R-Sr.	Greenville, S.C./Paul M. Dorman
21	Luke McEldon	F	6-10/225	R-Jr.	London, England/Cushing Academy (Mass.) (Santa Clara)
22	Noah Rogers	G	6-1/175	So.	Waldorf, Md./St. Mary's Ryken
23	Yakhya Diop	F	7-0/220	Fr.	Dakar, Senegal/NBA Academy Africa
30	Anthony Arrington, Jr.	G	6-2/190	R-Jr.	Atlanta, Ga./The Galloway School
45	Xavier Lipscomb	G	6-2/195	Gr.	Washington, D.C./St. Stephen's & St. Agnes (Radford)



COACHING STAFF

Head Coach: Donny Lind (Loyola '10, 2nd Season)
Assistant Coach: Keith Chesley (Maine-Augusta '15, 2nd Season)
Assistant Coach: Dave Matturro (St. John Fisher '06, 2nd Season)
Assistant Coach: Jeremy Freeman (Cornell '15, 5th Season)
Assistant Coach: Sidy Sall (Christian Brothers '15, 2nd Season)
General Manager: Andrew Winton (Gettysburg '23, 3rd Season)
Graduate Assistant: Jack d'Entremont (Wash & Lee '24, 1st Season)
Graduate Assistant: Jack Fricka (Hood '25, 1st Season)
Strength & Conditioning Coach: Travis Scott (4th Season)
Athletic Trainer: Carydad Bolivar (1st Season)

PRONUNCIATION GUIDE


Justin Amadi	Ah-mod-dee
Yakhya Diop	Yak-ya Dee-op
Patrick Haigh	Hague
Arlandus Keyes	Ar-land-uss Keys
Abdou Khadre Kébé	Ab-doo Cod-dray Kay-bay
Xavier Lipscomb	X-Zavier
Anastasios Rozakeas	Anna-stas-sis Row-za-kay-us

2025-26 RADIO/TV CHART



1 ANASTASIOS ROZAKEAS

G | So. | 6-7 | Athens, Greece



2 ARLANDUS KEYES

G | Sr. | 6-2 | Florissant, Mo.



3 JOHN MILLER IV

G | Gr. | 6-1 | Eldersburg, Md.



4 MASON SO

G | Jr. | 6-2 | Burke, Va.



5 TREY DEVEAUX

F | 6-5 | Gr. | Lincoln, Neb.



6 JAXON HARTMAN

G | R-So. | 6-3 | Staunton, Va.



7 ELIJAH ESPINOSA

F | R-Fr. | 6-9 | Etters, Pa.



8 JUSTIN MAY

G | Fr. | 6-2 | Little Rock, Ark.



9 ABDUL KHADRE KÉBÉ

G | So. | 6-7 | Dakar, Senegal



10 PATRICK HAIGH

G | Jr. | 6-4 | Altoona, Pa.



11 JUSTIN AMADI

F | R-Sr. | 6-7 | Greenville, S.C.



21 LUKE MCELDON

F | R-Jr. | 6-10 | London, England



22 NOAH ROGERS

G | So. | 6-1 | Waldorf, Md.



23 YAKHYA DIOP

F | Fr. | 7-0 | Dakar, Senegal



30 ANTHONY ARRINGTON, JR.

G | R-Jr. | 6-2 | Atlanta, Ga.



45 XAVIER LIPSCOMB

G | Gr. | 6-2 | Washington, D.C.

NCAA TOURNAMENT 1995, 1999, 2008, 2014, 2017, 2021, 2025



MOUNT ST. MARY'S ATHLETIC COMMUNICATIONS

Mark Vandergrift, Senior Associate AD for Communications/Men's Basketball Contact
16300 Old Emmitsburg Rd. | Email: vandergrift@mmsmary.edu | O: 301.447.5384 | C: 717.357.3326

UNIVERSITY INFORMATION

Mount St. Mary's University Emmitsburg, Md.

Founded.....	1808
Enrollment.....	2,166
Nickname.....	Mountaineers, The Mount
School Colors.....	Blue and White
Affiliation.....	NCAA Division I
Conference.....	Metro Atlantic Athletic
President.....	Gerard J. Joyce, Ph.D.
Director of Athletics.....	Brad Davis
Athletic Dept. Phone.....	301-447-5296
Ticket Office Phone.....	301-447-5700
Website.....	www.mountathletics.com

HEAD COACH - DONNY LIND

Seasons.....	2nd Overall/2nd at the Mount
Overall Record.....	33-28
Record at MSM.....	33-28
MAAC Regular Season Record.....	18-16
Conference Tournament Record.....	3-0

KNOTT ARENA

Opened.....	Nov. 28, 1987
Season.....	38th
Capacity.....	2,821
Record at Knott Arena.....	296-195 (.603)
Lind's Record at Knott Arena.....	16-9 (.640)

ALL-TIME RECORD

- ◆ 115th season of basketball
- ◆ Years: 1908 to present
- ◆ Overall Record: 1621-1236 (.567)
- ◆ MAAC Regular Season Record: 35-39 (.473)
- ◆ NCAA Division I Tournament Record: 3-7
- ◆ Conference Tournament: 34-21 (4-2 MAAC)

CONFERENCE REGULAR SEASON TITLES

NEC: 1996, 2017

CONFERENCE TOURNAMENT TITLES

NEC: 1995, 1999, 2008, 2014, 2017, 2021
MAAC: 2025

NCAA TOURNAMENT HISTORY

Division I

Appearances (7): 1995, 1999, 2008, 2014, 2017, 2021, 2025

Division II

Appearances (14): 1957, 1961, 1962, 1963, 1967, 1969, 1970, 1979, 1980, 1981, 1982, 1985, 1986, 1987

Final Four (5): 1957, 1961, 1962, 1981, 1985
National Championship (1): 1962

NIT TOURNAMENT HISTORY

Appearances (1): 1996

► MOUNT ST. MARY'S UPDATE

◆ A 23-0 run proved to be the deciding factor in the Mount's 87-70 loss to Merrimack on Thursday night. Trey Deveaux led the Mount with 15 points with Luke McEldon chipping in 12 points and seven rebounds. Abdou Khadre Kébé added 11 points while matching his career high with nine rebounds in the loss.

◆ Mount St. Mary's held a 40-37 lead in the final minute of the first half after an Arlandus Keyes three-pointer. Merrimack made it a one-point deficit at the half with a pair of free throws, and then opened the second half with 21 unanswered points for a commanding 62-40 lead. From there, the Warriors cruised to the victory.

◆ Keyes leads the Mount in scoring at 11.7 points per game while Trey Deveaux (11.1) and Luke McEldon (10.9) are also in double figures. McEldon tops the team in rebounding (5.9) and field goal percentage (.613) while Xavier Lipscomb leads in assists (4.0) and steals (1.3).

◆ Mount St. Mary's is averaging 67.6 points per game this season while allowing 72.6. The Mount is shooting 43.2 percent from the field and 32.6 percent from three-point range. Mount opponents are shooting 40.7 percent overall and 34.1 percent from beyond the arc.

► ABOUT THE GAELS

◆ Iona fell, 79-72, to Siena in Metro Atlantic Athletic Conference action Thursday night at MVP Arena. The Saints used a strong second half and a decisive 13-0 run to erase a halftime deficit. Four players reached double figures for Iona, led by 20 points from graduate student Toby Harris.

◆ Harris led the way with 20 points on 7-for-11 shooting, including 6-of-9 from three point range, while adding four rebounds and two steals. CJ Anthony finished with 14 points to go along with five assists and two steals while Denver Anglin scored 13 points.

◆ Anthony leads four Iona players in double figures with 14.1 points per game. Harris (12.0), Lamin Sabally (10.8) and Anglin (10.1) are the others. Sabally tops the team in rebounds (7.8) and steals (1.9) while Anthony leads in assists (5.5).

◆ Iona averages 73.5 points per game while allowing 73.3. The Gaels are shooting 43.8 percent overall and 35.9 percent from three-point range. Iona holds the opponents to 43.2 percent shooting, and 29.8 percent shooting from beyond the three-point arc.

► Mount 66, Iona 59 (12-29-2025)

◆ Mount St. Mary's used a strong second half to rally past Iona, 66-59, at Knott Arena on December 29. The Gaels led 41-32 early in the second half before a 26-to-5 Mount run proved to be the difference.

◆ Iona used an 8-0 run early in the second half to build its biggest lead of the game, 41-32, with 16:10 remaining. Mount St. Mary's responded by scoring the next 10 points to pull ahead, 42-41. Anthony Arrington hit 1-of-2 at the line to start the run ahead of a Justin Amadi bucket in the paint. Arrington then scored seven consecutive points to give the Mount the lead, capping the run with a three-pointer with 13:02 left for a 42-41 advantage.

◆ With the score tied at 46-46, the Mount scored the next 12 points to take control of the game. Amadi started the run with an emphatic dunk off a steal by Arlandus Keyes for a two-point lead. Luke McEldon followed with a strong move in the paint, and Abdou Khadre Kebe brought the home crowd to a roar with an alley-oop dunk on a feed from Keyes to make it 52-46, forcing the Gaels to call timeout. Trey Deveaux scored in the paint, Amadi on a lay-up off a Kebe steal, and Keyes a turn-around jumper to cap the run for a 58-46 advantage with 6:09 left in the contest. The Mount was able to close out the victory from there.

◆ McEldon went 9-of-12 from the field en route to his 18-point night while adding five rebounds in the win. Amadi was 7-for-12 from the field for his 14 points while chipping in four boards, two blocks and two steals. Arrington added 10 points off the bench with Kebe adding eight points. Xavier Lipscomb had a solid game with five points and a team-high nine rebounds while Deveaux finished with four points and seven boards. Denver Anglin led Iona with 15 points while Lamin Sabally had a double-double with 10 points and 11 rebounds.

► THE MOUNT VS. MAAC

◆ Mount St. Mary's joined the MAAC for the 2022-23 season, and has posted a 35-39 (.473) regular season record.

◆ The Mountaineers are the defending MAAC Champions having defeated Marist, Merrimack and Iona en route to the title. The Mount is 4-2 all-time in MAAC Tournament games.

◆ The Mount went 1-2 in December MAAC games this year, and is now 4-6 in December MAAC games since joining the league for the 2022-23 season.

◆ Mount St. Mary's went 4-5 in MAAC games in the month of January, and is now 12-20 in MAAC regular season games in January all-time.

◆ The Mount is 1-1 this month, and is now 15-10 in MAAC regular season games in February since joining the league.

► PICKING UP THE DEFENSE

◆ Mount St. Mary's has picked things up on the defensive end of late, holding the opposition to 66.9 points and 37.8 percent shooting over the past 13 games.

◆ The Mount held Manhattan to 38.3 percent shooting in the win on February 1st, the seventh time over the past 13 games the Mount has held the opposition to under 39 percent in the game, including four of the past six contests.

◆ In MAAC play, the Mount is third the league in field goal percentage defense (.392) while allowing 69.9 points per game.

► FREE THROWS

◆ Xavier Lipscomb is shooting 90.5 percent (86-of-95) this season, good for 17th in the nation and second in the MAAC (2.5 FTM/GM). Lipscomb had his streak of 35 consecutive free throws snapped with a first-half miss against Siena. He is 55-of-59 (.932) at the foul line in MAAC games this year.

◆ Lipscomb's streak of 35 consecutive free throws made was the longest streak by a Mount player since Junior Robinson connected on 39 straight spanning the end of the 2016-17 season and the beginning of the

THE ALL-TIME SERIES vs. IONA

► Mount St. Mary's defeated Iona, 66-59, at Knott Arena on December 29, but the Gaels lead the all-time series, 7-4.

► The Mount and Iona met 2025 MAAC Championship game with the Mount prevailing, 63-49. The Mount completed its three-game run to the title with the victory. Dallas Hobbs led the way on offense with 18 points and seven assists. Dola Adebayo was named Tournament MVP, completing his run in Atlantic City with a 15-point, three rebound effort. Arlandus Keyes was superb off the bench again, supplying 14 points. DeJour Reaves led Iona with 19 points and seven boards.

► In this year's meeting, a strong second half propelled Mount St. Mary's past Iona, 66-59. Trailing 41-32, the Mount went on a 26-to-5 run to secure the win. With the score tied, the score tied at 46-46, the Mount scored the next 12 points en route to the win. Luke McEldon led the Mountaineers with 18 points while Justin Amadi chipped in 14 and Anthony Arrington 10 in the victory. The Mount rallied from a nine-point second-half deficit to earn the win. Denver Anglin led Iona with 15 points while Lamin Sabally had a double-double with 10 points and 11 rebounds. The Mount shot 46.6 percent in the game while holding Iona to 21-of-65 (.323) shooting.

SERIES QUICK FACTS

Overall Iona leads, 7-4
at Iona 1-4
at Mount 2-2
at Neutral Site 1-1
First Meeting ... Mount 53, Iona 38 (Dec. 18, 1947)
Lind vs. Iona 2-1

Most Mount Points 72 (2/25/2024)
Most Iona Points 87 (1/14/2024)
Fewest Mount Points 43 (12/17/1949)
Fewest Iona Points 38 (12/18/1947)
Current Streak W2
Longest Mount Streak W2
Longest Iona Streak W6
In Overtime 0-1
MAAC Tournament 1-1

GAME BY GAME

DATE	SITE	W/L	SCORE
12-18-1947	A	W	53-48
12-16-1948	A	L	46-82
12-17-1949	A	L	43-59
2-3-2023	A	L	51-81
2-24-2023	H	L	68-80
3-8-2023	N	L	54-74
1-14-2024	A	L	70-87
2-25-2024	H	W	72-65
2-6-2025	H	L (ot)	67-70
3-15-2025	N	W	63-49
12-29-25	H	W	66-59

Iona leads, 7-4

Home: 2-2 * Away: 1-4 * Neutral: 1-1

2017-18 season.

◆ Lipscomb went 12-for-12 from the foul line in the Mount's 70-65 victory over Saint Peter's on January 9. That is tied for the third-best single-game mark for free throws made without a miss in program history.

Top FT Shooting Games in MSM History

Name	FTM-FTA	Date	Opponent
Ernie Cage	14-14	12-6-1958	Georgetown
Gregory Harris	13-13	3-4-2000	Robert Morris
Xavier Lipscomb	12-12	1-9-2026	Saint Peter's
Bill Williams	12-12	3-1-1958	American
Chris McGuthrie	12-12	1-9-1995	Saint Francis U

LAST TIME OUT

◆ Mount St. Mary's lost to Merrimack, 87-70, at Knott Arena on Thursday night.

◆ The Mount led 40-39 at the half, the most points in the first half in a game since the Mount trailed Sacred Heart, 51-45, on December 3 at Knott Arena.

◆ Merrimack used a 23-0 run to secure the victory. Trailing 40-37 late in the first half, the Warriors scored the final two points of the opening half, and then the first 21 of the second half to build a 62-40 advantage. Merrimack led by as much as 27 points in the second stanza.

◆ Yakhya Diop grabbed a career-high nine rebounds in the game, while Abdou Khadre Kébé matched his career high with nine as well.

◆ Merrimack swept the season series this year, but the Mount still holds an 8-3 lead in the all-time series. This was Merrimack's first win in five tries at Knott Arena.

NEWS AND NOTES

◆ Checking the MAAC leader boards, Luke McEldon leads the conference in field goal percentage at 61.3 percent while Xavier Lipscomb is third in the circuit in free throw percentage at 90.5 percent and tied for fifth in assists (4.0).

◆ Mount St. Mary's is 10-3 this season when posting a better field goal percentage than the opponent. When the opponent shoots a higher percentage, the Mount is has an 0-11 record.

◆ The Mount is now 4-11 this season when trailing at the break, and is 5-4 when holding the halftime advantage.

◆ 70 is a magic number for the Mountaineers this season. The Mount is 8-3 this year when scoring 70 or more points in a game, and is 8-3 when holding the opposition under 70. The Mount is 2-12 when held under 70, and 2-12 when the opponent scores 70 or more.

STARTING LINEUPS

◆ The Mount has started Xavier Lipscomb, Arlandus Keyes, Abdou Khadre Kébé, Trey Deveaux and Luke McEldon in each of the past nine games, and it is now the most common starting lineup of the season (nine games).

◆ The Mount had eight different starting lineups over the first 18 games of the year. Injuries have been the main factor, as the Mount has accumulated 92 man-

games missed this season.

◆ Eight different players have started a game this season for the Mount, with none starting all 23 contests. Xavier Lipscomb has started a team-high 24 times, followed by Luke McEldon (23), Arlandus Keyes (18), Mason So (16), Trey Deveaux (15), Justin Amadi (12), Abdou Khadre Kébé (9) and Anastasios Rozakeas (8).

HELPING HANDS

◆ Mount St. Mary's recorded 26 assists on 30 field goals in the 73-42 victory over Penn State Brandywine. The 26 assists are the most by a Mount team since dishing out 26 in a 100-75 loss at Tulane on Dec. 30, 1995.

◆ It is just the ninth time since the Mount moved to NCAA Division I in 1988-89 that the Mountaineers have recorded 26 or more assists in a game.

The Mount's Top Assist Games in DI Era (Since 1988-89)

Asst.	Opponent	Date	Result
29	Marist	2-4-1994	W, 113-91
28	Wright State	1-31-1989	W, 102-100
27	LIU	1-15-1994	W, 110-92
27	LIU	1-18-1990	W, 87-80
27	NC State	12-8-1990	L, 104-114
27	Loyola	1-7-1989	W, 81-60
27	Holy Cross	11-29-1989	L, 84-91
26	PSU Brandywine	12-21-2025	W, 73-42
26	Tulane	12-30-1995	L, 75-100

THREE-POINTERS

◆ Mount St. Mary's went 17-for-36 (.472) from three-point range in the 95-90 overtime loss at Maryland. The 17 three-point field goals made are tied for the second-most in program history. The school record is 18, set in a 104-84 win at Norfolk State on January 3, 2014.

◆ Mount St. Mary's made 10 or more three-pointers at Saint Francis, Cincinnati and Maryland. It was the first time the Mount has made 10 or more three-pointers in three consecutive games since having a nine-game streak during the 2017-18 season.

◆ Mount St. Mary's connected on 17-of-45 (.378) from beyond the arc in an 85-70 exhibition win over Hood College on October 29. The 45 three-point attempts by the Mountaineers would be a school record, but exhibition game stats do not count in the record books.

Mount St. Mary's Most 3PT FGM

3PM	Opponent	Date	Result
18	at Norfolk St.	1-3-2014	W, 104-84
17	at Maryland	11-19-2025	L, 95-90 (ot)
17	Bryant	2-14-2013	W, 84-70
16	Central Conn.	1-6-2018	W, 78-51
16	Coppin State	12-22-2016	W, 87-49
16	LIU	2-1-2014	W, 95-92
16	at Wright St.	1-31-1989	W, 102-100

1,000-POINT WATCH

◆ The Mountaineers have two players on the roster closing in on 1,000 career collegiate points in NCAA

play.

- ◆ Trey Deveaux has scored 969 points combined at Wayne State, Western Illinois and the Mount. Justin Amadi is at 942 career points over his career at James Madison, Tulsa and the Mount. Xavier Lipscomb is the only other Mountaineer with over 500 career points, notching 840 at Radford and the Mount.

BALANCED SCORING

- ◆ Balanced scoring has been a consistent theme for the Mountaineers this season. Mount St. Mary's has three-players averaging in double figures on the year: Arlandus Keyes (11.7,) Trey Deveaux (11.1) and Luke McEldon (10.9). Xavier Lipscomb is just off the mark at 9.7 points per game.
- ◆ Seven different Mountaineers have led the Mount in scoring this season: Arlandus Keyes (7), Xavier Lipscomb (5), Luke McEldon (5), Justin Amadi (4), Trey Deveaux (4), Abdou Khadre Kébé(1), Patrick Haigh (1).
- ◆ The Mount has had four players average double figures in a season just four times since joining NCAA Division I in 1988-89. The Mount had four double figure scorers last year for the first time since the 1990-91 campaign.
- ◆ The Mount had five players score in double figures for the first time this season in the loss to Sacred Heart. The last time the Mount had five double-figure scorers was in an 85-79 victory over Siena on March 2, 2025.
- ◆ Five different players have had a 20-point game this season. Keyes has a pair of 20+ scoring efforts while Justin Amadi, Deveaux, Lipscomb and McEldon each have one. The last time the Mount had five different players record at least one 20-point game was during the 2019-20 season.
- ◆ Keyes leads the Mount in scoring at 11.7 points per game. The last time Mount St. Mary's had it's leading scorer average under 12 points per game was in 2015-16 when BK Ashe led the team at 11.9 points per game.

LIPSCOMB LEADS THE WAY

- ◆ Graduate student Xavier Lipscomb scored a career-high 20 points to lead Mount St. Mary's to a 71-61 win over Rider on January 24. Lipscomb is averaging 9.7 points and 4.7 rebounds per game while leading the team in assists (4.0), steals (1.3) and free throw percentage (.905). He has scored in double figures 12 times this year.
- ◆Lipscomb has three games this season with 10+ points, 5+ rebounds and 5+ assists, giving him five for his career. He is just the fifth Mountaineer over the past 20 seasons to post five or more career games with those numbers. The others including Jeremy Goode (17), Elijah Long (12), Dakota Leffew (9) and Damian Chong Qui (8).
- ◆Lipscomb needed just three shots to accumulate his 16 points at Loyola, going 3-for-3 from the field, 2-of-2 from three-point range and 8-of-9 at the foul line. He is one of five players this season in NCAA Division I to score 16 or more points on three or less shots.
- ◆Lipscomb recorded 12 points, five rebounds, five steals and four assists at Marist, just the third time since 2007 that a Mountaineer has posted 12+ points, 5+ rebounds, 5+ steals and 4+ assists in a game. The

2025-26 Metro Atlantic Athletic Conference Standings

Team	MAAC	Pct.	Overall	Pct.	Home	Away	Neutral	Streak
Merrimack	11-2	.846	15-9	.625	8-0	6-8	1-1	W3
Siena	10-3	.769	17-7	.708	7-3	8-4	2-0	W6
Saint Peter's	10-3	.769	13-8	.619	10-1	3-7	0-0	W1
Marist	10-4	.714	16-7	.696	10-2	6-5	0-0	W4
Quinnipiac	9-5	.643	16-9	.640	9-3	7-6	0-0	W2
Fairfield	7-7	.500	15-10	.600	9-3	6-7	0-0	W1
Iona	6-7	.462	14-10	.583	9-2	4-6	1-2	L2
Mount St. Mary's	6-8	.429	10-15	.400	6-5	4-10	0-0	L1
Sacred Heart	6-8	.429	10-15	.400	5-5	5-10	0-0	L2
Manhattan	5-9	.357	9-16	.360	6-5	1-11	2-0	L2
Niagara	3-10	.231	6-17	.261	4-5	2-11	0-1	W1
Canisius	3-11	.214	8-17	.320	6-5	2-12	0-0	L9
Rider	2-11	.154	3-19	.136	3-6	0-13	0-0	L1

Recent/Upcoming Schedule

Tuesday, February 3 Niagara 65, Canisius 56
Thursday, February 5 Merrimack 87, Mount St. Mary's 70 Siena 79, Iona 72 Quinnipiac 75, Canisius 60 Marist 81, Rider 52 Saint Peter's 80, Manhattan 75 Fairfield 92, Sacred Heart 87
Saturday, February 7 Mount St. Mary's at Iona, 7 pm Siena at Saint Peter's, 2 pm Sacred Heart at Manhattan, 2 pm Niagara at Quinnipiac, 2 pm Marist at Fairfield, 7 pm Merrimack at Rider, 7 pm
Thursday, February 12 Marist at Merrimack, 7 pm
Friday, February 13 Mount St. Mary's at Rider, 7 pm Manhattan at Niagara, 6:30 pm Quinnipiac at Siena, 7 pm Iona at Canisius, 7 pm Saint Peter's at Sacred Heart, 7 pm

Head to Head in MAAC Regular Season

HOME	Result	+/-
Canisius		
Fairfield	---	
Iona	W, 66-59	+7
Manhattan	W, 72-65	+7
Marist	---	
Merrimack	L, 70-87	-17
Niagara		
Quinnipiac	L, 62-77	-15
Rider	W, 71-61	+10
Sacred Heart	L, 87-80	-7
Saint Peter's	W, 70-65	+5
Siena	L, 50-67	-17
ROAD	Result	+/-
Canisius	W, 78-68	+10
Fairfield		
Iona		
Manhattan	---	
Marist	L, 56-64	-8
Merrimack	L, 65-75	-10
Niagara	W, 68-58	+10
Quinnipiac	L, 69-80	-11
Rider		
Sacred Heart		
Saint Peter's	L, 58-66	-8
Siena	---	

ALL-TIME TEAM-BY-TEAM vs. the MAAC

Opponent	All-Time	Streak	Home	Road	Neutral	Last Meeting
Canisius	7-2	W2	3-0	3-1	1-1	Jan. 17, 2026 (MSM 78, CAN 68)
Fairfield	2-5	L1	1-2	0-3	1-0	Feb. 28, 2025 (FFD 69, MSM 62)
Iona	4-7	W2	2-2	1-4	1-1	Dec. 29, 2025 (MSM 66, IONA 59)
Manhattan	10-13	W1	5-3	4-9	1-1	Feb. 1, 2026 (MSM 72, MAN 65)
Marist	17-9	L1	11-2	5-7	1-0	Dec. 5, 2025 (MAR 64, MSM 56)
Merrimack	8-3	L2	4-1	2-2	2-0	Feb. 5, 2026 (MC 87, MSM 70)
Niagara	5-4	W4	2-2	3-2	0-0	Jan. 19, 2026 (MSM 68, NIA 58)
Quinnipiac	16-19	L4	10-6	5-13	1-0	Jan. 22, 2026 (QU 77, MSM 62)
Rider	15-17	W2	7-7	7-10	1-0	Jan. 24, 2026 (MSM 71, RID 61)
Saint Peter's	6-6	L1	3-2	3-4	0-0	Jan. 30, 2026 (SPU 66, MSM 58)
Sacred Heart	31-16	L1	18-7	12-9	1-0	Dec. 3, 2025 (SHU 87, MSM 80)
Siena	3-8	L1	2-4	1-4	0-0	Jan. 11, 2026 (SIE 67, MSM 50)

THE MOUNT'S RECORD WHEN

At home	6-5
On the road	4-10
Neutral Site	0-0
Overtime	0-1
Day Games	6-4
Night Games	4-11
Home MAAC Regular Season	4-4
Away MAAC Regular Season	2-4
Games decided by 1 point	0-0
Games decided by 2-5 points	2-1
Games decided by 6-9 points	4-4
Games decided by 10 points or more	4-10
When outrebounding opponent	6-10
When outrebounded by opponent	4-5
When rebounds equal	0-0
When leading at the half	5-4
When trailing at the half	4-11
When tied at the half	1-0
When playing teams w/ winning record	2-10
When playing teams w/ losing record	6-3
When playing teams w/ .500 record	2-2
When outshooting opponent	10-3
When outshot by opponent	0-11
When tied in shooting w/ opponent	0-1
When team has 30-39 rebounds	5-9
When team has 40-49 rebounds	5-3
When team has 50+ rebounds	0-0
When team shoots below 40%	1-8
When team shoots 40-49.9%	4-6
When team shoots 50% or above	5-1
When Mount makes 5-9 3-pointers	7-9
When Mount makes 10+ 3-pointers	2-4
When a Mount player scores 20+	3-3
When a Mount player scores 30+	0-0
When a Mount player scores 40+	0-0
When a Mount player has 10+ rebounds	3-0
When a Mount player has 10+ assists	0-0
When a Mount player at 5+ steals	1-1
SCORING	
When scoring 80+ points	1-2
When scoring 70-79 points	7-1
When scoring 60-69 points	2-7
When scoring below 60 points	0-5
When opponents score under 60 points	3-0
When opponents score 60-69 points	5-3
When opponents score 70-79 points	2-6
When opponents score 80+ points	0-6
STREAKS	
Coming off a win	2-8
Coming off a loss	8-6
Longest winning streak	W2
Longest losing streak	L4
Current Streak	L1
DAYS OF THE WEEK	
Monday	2-0
Tuesday	1-2
Wednesday	0-2
Thursday	0-2
Friday	1-5
Saturday	4-0
Sunday	2-4

Mount St. Mary's Career Leaders

POINTS		Points
1. Jack Sullivan (1953-57)		2,672
2. Chris McGuthrie (1992-96)		2,297
3. Junior Robinson (2014-18)		1,872
4. Fred Carter (1966-69)		1,840
5. Mike Cataline (1972-76)		1,838
REBOUNDS		Rebounds
1. Bob Sutor (1965-70)		1,368
2. Sal Angelo (1952-55)		1,334
3. Jack Sullivan (1953-57)		1,216
4. Bill Williams (1954-58)		1,154
5. John O'Reilly (1960-63)		1,113
ASSISTS		Assists
1. Jeremy Goode (2006-10)		603
2. Gregory Harris (1996-00)		529
3. John Moore (1984-88)		471
4. Riley Inge (1993-96)		466
5. Marlon Cook (1981-85)		463
STEALS		Steals
1. Paul Edwards (1982-87)		316
2. Jeremy Goode (2006-10)		260
3. Darryle Edwards (1981-85)		226
4. Gregory Harris (1996-00)		205
5. Riley Inge (1993-96)		204
BLOCKS		Blocks
1. Mike Grimes (1984-88)		231
2. Gerben Van Dorpe (1994-98)		195
3. Nana Opoku (2018-22)		194
4. Chris Wray (2014-18)		141
5. Michael Watson (1991-95)		140
GAMES PLAYED		Games Played
1. Malik Jefferson (2018-23)		134
2. Junior Robinson (2014-18)		131
3. Jeremy Goode (2006-10)		128
3. Markus Mitchell (2006-10)		128
3. Taylor Danaher (2012-16)		128
3. Will Miller (2013-17)		128

Knott Arena Records

POINTS	Date	Opponent	Pts.
Izett Buchanan (Marist)	2-13-1992	—	45
Sam Prescott (MSM)	2-14-2013	Bryant	44
Charles Jones (LIU)	1-9-1997	—	44
Brian Gilgeous (American)	2-17-1993	—	40
Brent McCollin (LIU)	1-18-1990	—	40
Chris McGuthrie (MSM)	12-4-1993	East Carolina	39
Darshan Luckey (SFU)	2-21-2005	—	39
Rob Monroe (Quinnipiac)	1-17-2005	—	39
Junior Robinson (MSM)	12-2-2017	Loyola	39
Jermaine Hall (Wagner)	2-22-2000	Wagner	37
Dwight Pernell (Holy Cross)	11-30-1988	—	36
Donnie Carr (LaSalle)	11-30-1996	—	36
Rashad Whack (MSM)	2-2-2013	Sacred Heart	35
REBOUNDS	Date	Opponent	Rebs.
Ron Robinson (CCSU)	2-5-2001	—	21
Ousmane Drame (Quinnipiac)	1-13-2013	—	20
Ronnie Drinnon (SFU)	2-13-2016	—	20
Chris Cavanagh (MSM)	2-15-1992	FDU	18
Bilal Benn (Niagara)	11-25-2009	—	18
Tim Kempton (Lehigh)	12-10-2017	—	18
Omar Habwe (MSM)	1-10-2019	Bryant	17
Romone Saunders (Wagner)	2-24-2018	—	17
Faronte Drakeford (CCSU)	1-18-2015	—	17
Curtis Celeste (Marist)	2-24-1990	—	17
Tommy Gaines (Millersville)	12-29-1987	—	17
ASSISTS	Date	Opponent	Asst.
Riley Inge (MSM)	1-8-1994	Robert Morris	15
Alex Watson (MSM)	12-29-1990	Colgate	14
Xavier Lipscomb (MSM)	1-12-2025	Sacred Heart	13
Tony Rice (Wagner)	2-14-1995	—	13
Alex Watson (MSM)	2-10-1990	Wagner	13
Cliff Warren (MSM)	1-22-1990	Navy	13
Jalen Benjamin (MSM)	2-19-2023	Canisius	12
Elijah Long (MSM)	1-12-2017	FDU	12
Donald Carey (MSM)	11-21-2017	York (Pa.)	12
Jason Brickman (LIU)	2-1-2014	—	12
Riley Inge (MSM)	1-18-1994	Wagner	12
Alex Watson (MSM)	12-1-1990	UMBC	12

THE STARTING FIVE

Opponent	Guard	Guard	Guard	Forward	Forward	Times Used (Record)	Lineup# (Streak)
at West Virginia	Lipscomb	So	Rozakeas	Deveaux	McEldon	1 (0-1)	1 (1)
BUCKNELL	Lipscomb	So	Rozakeas	Deveaux	McEldon	2 (0-2)	1 (2)
at Saint Francis U	Lipscomb	So	Deveaux	Amadi	McEldon	1 (1-0)	2 (1)
at Cincinnati	Lipscomb	So	Deveaux	Amadi	McEldon	2 (1-1)	2 (2)
at Maryland	Lipscomb	So	Rozakeas	Amadi	McEldon	1 (0-1)	3 (1)
at Western Michigan	Lipscomb	So	Rozakeas	Amadi	McEldon	2 (0-2)	3 (2)
at Ohio State	Lipscomb	So	Rozakeas	Keyes	McEldon	1 (0-1)	4 (1)
HOWARD	Lipscomb	So	Keyes	Amadi	McEldon	1 (1-0)	5 (1)
SACRED HEART	Lipscomb	So	Keyes	Amadi	McEldon	2 (1-1)	5 (2)
at Marist	Lipscomb	So	Keyes	Rozakeas	McEldon	1 (0-1)	6 (1)
at Loyola	Lipscomb	So	Keyes	Amadi	McEldon	3 (2-1)	5 (3)
at Drexel	Lipscomb	So	Keyes	Deveaux	Amadi	1 (0-1)	7 (1)
PENN ST. BRANDYWINE	Rozakeas	So	Keyes	Deveaux	Amadi	1 (1-0)	8 (1)
IONA	Lipscomb	So	Rozakeas	Amadi	McEldon	3 (1-2)	3 (3)
at Merrimack	Lipscomb	So	Keyes	Amadi	McEldon	4 (2-2)	5 (4)
at Quinnipiac	Lipscomb	So	Keyes	Amadi	McEldon	5 (2-3)	5 (5)
SAINT PETER'S	Lipscomb	Keyes	Kébé	Deveaux	McEldon	1 (1-0)	9 (1)
SIENA	Lipscomb	Keyes	Kébé	Deveaux	McEldon	2 (1-1)	9 (2)
at Canisius	Lipscomb	Keyes	Kébé	Deveaux	McEldon	3 (2-1)	9 (3)
at Niagara	Lipscomb	Keyes	Kébé	Deveaux	McEldon	4 (3-1)	9 (4)
QUINNIPIAC	Lipscomb	Keyes	Kébé	Deveaux	McEldon	5 (3-2)	9 (5)
RIDER	Lipscomb	Keyes	Kébé	Deveaux	McEldon	6 (4-2)	9 (6)
at Saint Peter's	Lipscomb	Keyes	Kébé	Deveaux	McEldon	7 (4-3)	9 (7)
MANHATTAN	Lipscomb	Keyes	Kébé	Deveaux	McEldon	8 (5-3)	9 (8)
MERRIMACK	Lipscomb	Keyes	Kébé	Deveaux	McEldon	9 (5-4)	9 (9)
at Iona							
at Rider							
NIAGARA							
CANISIUS							
at Sacred Heart							
at Fairfield							

last time was when Elijah Long had 14 points, seven rebounds, 12 assists and five steals in a 77-70 win over FDU on January 12, 2017. The other time was when Jeremy Goode had 22 points, five rebounds, nine assists and seven steals in the Mount's 70-58 victory against Loyola on December 1, 2007.

◆ Lipscomb was named to the Preseason All-MAAC Third Team. A team leader, he has been instrumental in help head coach Donny Lind build the team culture. Lipscomb had 10 points while dishing out a career-high 13 assists for his first career double-double against Sacred Heart last season.

◆ Lipscomb began his career at Radford where he was recruited by head coach Donny Lind when he was assistant coach with the Highlanders.

▶ **KEYES CHIPPING IN**

◆ Senior Arlandus Keyes is averaging 13.4 points over the past seven games, reaching double figures in five of those contests. Keyes is shooting 51.6 percent (33-of-64) from the field and 46.8 percent (22-of-47) from three-point range over that stretch.

◆ Keyes set his career high with 22 points in the Mount's 95-90 overtime loss at Maryland in December and matched it in the win at Canisius. He is averaging 11.8 points per game while adding 3.2 rebounds and 2.9 assists on the year.

◆ Keyes hit 7-of-11 (.636) from three-point range in the Maryland game, the most threes in a game since Dakota Leffew hit seven at Marist on February 2, 2024. He has made four or more three-pointers on eight occasions this season, and is 62-for-170 (.365) from beyond the arc this year.

◆ Keyes had 16 points, five rebounds, four assists and four made three-pointers in the Mount's victory at Loyola. Just six Mountaineers have posted those numbers in a game over the past 20 seasons, including teammate Xavier Lipscomb, who had 17 points, six rebounds, five assists and four three-pointers in the overtime loss at Maryland on November 19. The others Mountaineers on the list are Dakota Leffew (four times), Elijah Long, DeShayne Montgomery and Landy Thompson.

◆ Last season, Keyes was a key contributor in the Mount's postseason run, scoring in double figures in all five games. He was named to the MAAC All-Tournament team after averaging 12.7 points over the three games, including 14 points in the MAAC Championship game win over Iona. Keyes hit five three-pointers for 15 points in the Mount's loss to Duke in the NCAA First Round.

▶ **DEVEAUX SOLID CONTRIBUTOR**

◆ Trey Deveaux scored a team-high 15 points in the Mount's loss to Merrimack, and he is second on the team in scoring at 11.1 points per game. Deveaux has scored in double figures in 15 of his 22 games played this season.

◆ Deveaux posted a season high with 23 points while adding eight rebounds in the loss to Merrimack. Deveaux went 7-of-11 from the field and 9-of-14 at the foul line in the game. The 14 free throw attempts set a career high while it was the 11th 20-point game of his career (1st as a Mountaineer).

◆ Deveaux finished with 11 points and 11 rebounds in the Mount's 73-42 win over Penn State Brandywine for his first double-double as a Mountaineer.

◆ Deveaux has seven career double-doubles in NCAA action, five with Wayne State, one with Western Illinois and one at the Mount. His last double-double was a 17-point, 11-rebound game against Morehead State on February 15, 2025, for Western Illinois.

▶ **McELDON'S EFFICIENCY**

◆ Luke McEldon is averaging 10.7 points and 5.9 rebounds per game this season. McEldon leads the Mount and the MAAC in field goal percentage this season, converting 61.3 percent from the field. If he continues that pace, that would be the fourth-best single-season mark in field goal percentage in program history.

◆ McEldon leads the Mount in rebounding at 5.9 per game, and has grabbed five or more five or more rebounds in 20 of his 23 games played this season, topped by a 10-rebound effort in the Mount's win over Saint Peter's.

▶ **SELLOUT CROWD**

◆ The Mount played before a sellout crowd of 2,821 at Knott Arena in the home opener against Bucknell. It was the Mount's sixth sellout since 2007, and first since 2023.

◆ The last sellout at Knott Arena was on February 24, 2023, when the Mount lost to Iona and head coach Rick Pitino, 80-68.

◆ The largest crowd in Knott Arena history came on December 8, 1987, when Maryland visited. The crowd that day was listed as 3,700.

◆ Seating capacity at Knott Arena is now 2,821 after removing the end bleachers two years ago. The Mount is second in the MAAC in home attendance, averaging 1,965 fans per game.

Mount Sellout Crowds (since 2007)		
Date	Opponent	Result
Nov. 7, 2025	Bucknell	L, 62-73
Feb. 24, 2023	Iona	L, 68-80
Jan. 25, 2020	Bryant	W, 79-76
Mar. 17, 2017	Saint Francis*	W, 71-61
Feb. 13, 2016	Saint Francis	W, 66-61
Jan. 30, 2016	Wagner	L, 63-73
* - Northeast Conference Championship Game		

▶ **KNOTT ARENA ENHANCEMENTS**

◆ Mount St. Mary's added to the fan experience at Knott Arena this year with new state-of-the-art video boards, sideline tables and sound system.

◆ Three new video boards feature on both sides on Knott Arena, made possible by Digital Scoreboards. On the far wall opposite the concourse will be a giant 50-by-21 foot screen running the length of the court. Across the way, two smaller 12-by-7 foot screens supplement the larger board. All three enhance the real-time stat update experience, provide additional windows for fan experiences, and increase utilization of advertising space.

◆ Along with the video boards, Digital Scoreboards provided new courtside tables with digital signage. These boards will also house the scorer's table, DV Sport Re-

play, statisticians, and broadcasting.

◆ Accompanying the video board is a brand new sound system from CW Technology. The arena is now equipped with surround sound, enabling fans to listen in on promotions, ceremonies, and announcements from each side of the arena, floor seats, the Truly Terrace Party Deck, and the Lynne Robinson Concourse.

▶ **BUILDING THE 2025-26 ROSTER**

◆ Head coach Donny Lind has a roster of 16 players for the 2025-26 season. It is comprised of six returnees, six transfers, two true freshmen and two new walk-ons.

◆ Guards grad student Xavier Lipscomb (36 GP, 6.8 ppg) and senior Arlandus Keyes (32 GP, 6.8 ppg) are the top returnees for the Mount in 2025-26. Junior Patrick Haigh averaged 1.8 points in 19 games as a walk-on last year, earning a scholarship for this season. Sophomore Abdou Khadre Kébé averaged 2.6 points in 29 games last year. The other two returnees are redshirt freshman Elijah Espinosa and walk-on Jaxon Hartman.

◆ Six transfers were added to the fold for the 2025-26 season as well. Trey Deveaux (Gr., Western Illinois), Justin Amadi (R-Sr., Tulsa), Luke McEldon (R-Jr., Santa Clara), Anthony Arrington (R-Jr., Wofford), Mason So (Jr., UNC Greensboro) and Anastasios Rozakeas (So., Florida State) comprise the group of transfers.

◆ True freshmen Justin May and Yakhya Diop along with walk-ons Noah Rogers (So.) and John Miller IV (Gr.) round out the roster. Miller IV joins the basketball team after playing for the Mount's men's lacrosse team the previous four seasons.

▶ **A LOOK BACK AT 2024-25**

◆ Mount St. Mary's won the Metro Atlantic Athletic Conference (MAAC) title last season to earn the school's seven appearance in the NCAA Division I tournament.

◆ The Mount finished the season with a 23-13 record, the most wins by a Mount team since the school moved to NCAA Division I in 1988-89. The only other 20-win seasons in the Mount's D1 era came in 1995-96 (21-8) and 2016-17 (20-16).

◆ The Mountaineers earned wins over Marist (62-58), Merrimack (57-55) and Iona (63-49) to capture the MAAC title, the first by the team since moving to the MAAC for the 2022-23 season.

◆ The Mount earned a trip to Dayton, Ohio, and a matchup with American in the First Four. The Mount rolled to an 83-72 victory over American to advance to an NCAA First Round matchup with top-seeded Duke. The win over American was the school's third NCAA Division I tournament victory. The Mount fell to Duke, 93-49, in Raleigh, N.C. to end the season.

◆ Head coach Donny Lind led the Mount to 23 wins in his first season in Emmitsburg, the most wins in program history by a Mount coach in their debut season. The previous mark was set by Jim Phelan, who led the Mount to a 22-3 record in his first season in 1954-55.

◆ The Mount defeated Miami (Fla.), 78-74 in overtime, on December 21 last season. The win was the Mount's first over an Atlantic Coast Conference (ACC) team since a 71-69 win over #21 Georgia Tech on December 18, 1995.

THE LAST TIME IT HAPPENED...

SCORING

A Player Scored 40 Points: Sam Prescott (44) vs. Bryant (2/14/13)

A Player Scored 35 Points: Junior Robinson (39) vs. Loyola (12/2/17)

A Player Scored 30 Points: Dakota Leffew (34) at Marist (2/2/24)

A Player Scored 25 Points: De'Shayne Montgomery (26) vs. Canisius (3/12/24)

A Player Scored 20 Points: Xavier Lipscomb (20) vs. Rider (1/24/26)

Two players with 20+ points same game: Dola Adebayo (22) and Jedy Cordillia (22) vs. American (3/19/25)

A Player Scored at Least 30 Points in Back-to-Back Games:

Chris McGuthrie, 32 at Loyola (12/16/95) and 37 at Georgia Tech (12/18/95)

Five Players Scored in Double Figures in a Game: Justin Amadi (16), Anastasios Rozakeas (15)

Mason So (13), Arlandus Keyes (13) and Xavier Lipscomb (10) vs. Sacred Heart (12/3/25)

Five Players Scored in Double Figures in Back-to-Back Games:

at Bucknell (11/13/24) and vs. Saint Francis U (11/16/24)

Six Players Scored in Double Figures in a Game: Terrell Ard Jr. (13), Dallas Hobbs (13),

Dola Adebayo (11), Xavier Lipscomb (11), Carmelo Pacheco (10), Jedy Cordillia (10)

vs. Rider (2/23/25)

Leading Scorer off the Bench: Justin Amadi (18) at Saint Peter's (1/30/26)

REBOUNDING

A Player Had 10+ Rebounds: Luke McEldon (10) vs. Saint Peter's (1/9/26)

A Player Had 11+ Rebounds: Jedy Cordillia (12) vs. Iona (3/15/25)

A Player Had 12+ Rebounds: Jedy Cordillia (12) vs. Iona (3/15/25)

A Player Had 13+ Rebounds: Dola Adebayo (13) vs. Siena (3/2/25)

A Player Had 14+ Rebounds: Jedy Cordillia (18) at Merrimack (1/31/25)

A Player Had 15+ Rebounds: Jedy Cordillia (18) at Merrimack (1/31/25)

A Player Had 16+ Rebounds: Jedy Cordillia (18) at Merrimack (1/31/25)

A Player Had 17+ Rebounds: Jedy Cordillia (18) at Merrimack (1/31/25)

A Player Had 18+ Rebounds: Jedy Cordillia (18) at Merrimack (1/31/25)

A Player Had 20+ Rebounds: Malik Jefferson (20) at American (12/18/18)

A Player Had 25+ Rebounds: Bob Sutor (29) vs. Towson (12/15/69)

Two Players Had Double-Figure Rebounds in the Same Game: Terrell Ard Jr (14) and Jedy Cordillia (11) vs. Notre Dame of Maryland (11/4/24)

ASSISTS

A Player Had 10+ Assists in a Game: Xavier Lipscomb (13) vs. Sacred Heart (1/12/25)

A Player Had 11+ Assists in a Game: Xavier Lipscomb (13) vs. Sacred Heart (1/12/25)

A Player Had 12+ Assists in a Game: Xavier Lipscomb (13) vs. Sacred Heart (1/12/25)

A Player Had 13+ Assists in a Game: Xavier Lipscomb (13) vs. Sacred Heart (1/12/25)

A Player Had 14+ Assists in a Game: Riley Inge (15) vs. Robert Morris (1/8/94)

A Player Had 15+ Assists in a Game: Riley Inge (15) vs. Robert Morris (1/8/94)

Two Players with Double-Figure Assists in the Same Game:

Riley Inge (11) and Chris McGuthrie (10) at St. Francis (N.Y.) (2/11/95)

BLOCKS

A Player Had 5+ Blocks in a Game: Nana Opoku (5) vs. Morgan State (12/18/21)

A Player Had 6+ Blocks in a Game: Nana Opoku (6) vs. Sacred Heart (1/30/21)

A Player Had 7+ Blocks in a Game: Nana Opoku (9) vs. Saint Francis U (2/2/19)

A Player Had 8+ Blocks in a Game: Nana Opoku (9) vs. Saint Francis U (2/2/19)

A Player Had 9+ Blocks in a Game: Nana Opoku (9) vs. Saint Francis U (2/2/19)

A Player Had 10+ Blocks in a Game: Gerben Van Dorpe vs. Rider (1/11/96)

STEALS

A Player Had 5+ Steals in a Game: Mason So (5) vs. PSU Brandywine (12/21/25)

A Player Had 6+ Steals in a Game: Mezie Ofiurum (6) at CCSU (1/21/21)

A Player Had 7+ Steals in a Game: Jeremy Goode (7), vs. Loyola (12/1/07)

A Player Had 8+ Steals in a Game: Riley Inge (9) at St. Francis (N.Y.) (1/13/96)

A Player Had 9+ Steals in a Game: Riley Inge (9) at St. Francis (N.Y.) (1/13/96)

A Player Had 10+ Steals in a Game: Durrelle Lewis (10) vs. Glassboro State (12/28/79)

DOUBLE-DOUBLES

A Player Had a Double-Double in Points and Rebounds: Trey Deveaux (11 points, 11 rebounds) vs. Penn State Brandywine (12/21/25)

A Player Had a Double-Double in Points and Assists: Xavier Lipscomb (10 points, 13 assists) vs. Sacred Heart (1/12/25)

Two Players Had Double-Doubles in the Same Game: Terrell Ard Jr. (12 points, 14 rebounds) and Jedy Cordillia (14 points, 11 rebounds) vs. Notre Dame of Maryland (11/4/24)

A Player Had Back-to-Back Double-Doubles: Dola Adebayo vs. Marist (16 points, 12 rebounds, 3/8/25) and vs. Marist (19 points, 11 rebounds, 3/13/25)

MINUTES PLAYED

Played all 40 mins. (reg.): Joshua Reaves (40) vs. Iona (2/25/24)

Played 50+ mins.: Chris Vann (53) and Jeremy Goode (50), at Long Island (1/4/07)

Played 55+ mins.: Landy Thompson (55) at Central Connecticut (2/2/04)

Played 60+ mins.: Dave Samuels (60), Dick Talley (60), Ed Pfeiffer (60), Dave Maloney (60) vs. Albright (3/9/1982)

TEAM STATISTICS

Scored 100+ points

at Home: Mount 101, Fairfield 94 (12/8/24)

on Road: Mount 103, Norfolk State 84 (1/3/14)

at Neutral Site: Mount 110, East Stroudsburg 90 (1/24/86)

Scored 90+ points: Maryland 95, Mount 90 (ot) (11/19/2025)

Allowed 100+ points

at Home: Wagner 109, Mount 99 (1/22/00)

on Road: Ohio State 113, Mount 60 (11/25/25)

at Neutral Site: North Carolina 113, Mount 74 (3/21/08)

Allowed 90+ points: Ohio State 113, Mount 60 (11/25/25)

Allowed less than 50 points: Mount 80 Siena (48) (12/3/23)

Allowed less than 40 points: Mount 51, Loyola 34 (12/10/22)

Most Points Scored in a Half (Division I Era):

1st Half: 61, vs. Washington (Md.) (11/11/21), 1st Half: Final: MSM 117, WC 62

2nd Half: 63, vs. Marist (2/24/94), 2nd half: Final: MSM 113, Marist 91

Fewest Points Scored in a Half (Division I Era):

1st Half: 11, at Virginia Tech (1/2/11); Final: Virginia Tech 99, Mount 34

1st Half: 11, vs. Maryland Eastern Shore (11/19/14); Final: MDES 53, Mount 41

2nd Half: 15, at Savannah State (12/22/11); Final: Savannah State 45, Mount 41

2nd Half: 15, Wagner (2/16/21); Final: Wagner 61, Mount 39

Fewest Points Allowed in a Half (Division I Era)

1st Half: 10, Columbia (12/9/1997); Mount 69, Columbia 42 (Halftime Score: 31-10)

1st Half: 10, Loyola (12/10/22); Mount 51, Loyola 34 (Halftime Score: 24-10)

1st Half: 13, at Robert Morris (1/14/2016); Mount 76, Robert Morris 52

2nd Half: 13, McDaniel (11/15/22); Mount 60, McDaniel 38

Shot 60 percent or better: 60.3 (35-of-58) vs. Fairfield (3/9/24)

Shot 50 percent or better: 52.2 (24-of-46) vs. Rider (1/24/26)

Blocked 10 shots: 10 at Bryant (3/9/21)

Had 5 or fewer turnovers: 5 vs. Fairfield (12/8/24)

Forced 20 turnovers: 20 vs. Notre Dame of Maryland (11/4/24)

Won by 30+ points: Mount 98, Notre Dame of Maryland 62 (11/4/24)

Won by 40+ points: Mount 80, Widener 33 (1/21/88)

Won by 50+ points: Mount 117, Washington (Md.) 62 (11/11/21)

Won 5 in a row: Mar. 8, 2025 thru Mar. 19, 2025 (5 games)

Won 10 in a row: Jan. 28, 2010 thru Mar. 7, 2010 (11 Games)

Won 15 in a row: Jan. 20, 1996 thru Mar. 1, 1996 (15 Games)

Won 20 in a row: Feb. 12, 1957 thru Mar. 13, 1957 (21 games)

TOP COMEBACKS IN A WIN UNDER DONNY LIND

Deficit	Score	Time	Half	Final Score	Margin	Opponent	Date
15	54-39	15:36	2H	93-89 (2ot)	+4	at Bucknell	11-13-24
12	26-14	5:47	1H	68-58	+10	at Niagara	1-19-26
11	39-28	17:42	2H	68-62	+6	Niagara	1-5-25
11	19-8	10:12	1H	62-52	+10	Marist	3-8-25
10	42-32	16:36	2H	78-74 (ot)	+4	at Miami (Fla.)	12-21-24
10	26-16	2:16	1H	63-49	+14	vs. Iona	3-15-25
10	21-11	10:58	1H	71-61	+10	Rider	1-24-26

TOP DEFICITS OVERCOME UNDER DONNY LIND

Deficit	Score	Time	Half	Final Score	Margin	Opponent	Date
15	54-39	15:36	2H	93-89 (2ot)	+4	Bucknell	11-13-24
14	19-5	13:01	1H	69-80	-11	at Quinnipiac	1-4-26
13	53-40	14:51	2H	90-95 (ot)	-5	Maryland	11-19-25
13	30-17	0:11	1H	56-64	-8	at Marist	12-5-25
12	19-7	10:29	1H	67-70 (ot)	-4	Iona	2-6-25
12	26-14	5:47	1H	68-58	+10	at Niagara	1-19-26

TOP COMEBACKS IN A WIN (NCAA DIVISION I ERA)

Deficit	Score	Time	Half	Final Score	Margin	Opponent	Date
21	25-4	6:13	1st	61-54	+7	at Long Island	1-17-15
19	56-37	9:15	2nd	72-71	+1	St. Francis Brooklyn	3-5-14
18	36-18	1:31	1st	73-71	+2	at St. Francis Brooklyn	3-2-19
18	32-14	1:00	1st	61-59	+2	Monmouth	1-15-97
17	39-22	18:22	2nd	74-70ot	+4	at Robert Morris	11-19-21
17	44-27	2:24	1st	81-73	+8	Bucknell	12-8-15

TOP DEFICITS OVERCOME (NCAA DIVISION I ERA)

Deficit	Score	Time	Half	Final Score	Margin	Opponent	Date
22	33-11	6:58	1st	75-74	-1	at Manhattan	12-1-23
21	25-4	6:13	1st	61-54	+7	at Long Island	1-17-15
19	21-2	11:32	1st	71-64	-7	vs. Albany	3-18-14
19	56-37	9:15	2nd	72-71	+1	St. Francis Brooklyn	3-5-14
18	36-18	1:31	1st	73-71	+2	at St. Francis Brooklyn	3-2-19
18	32-14	1:00	1st	61-59	+2	Monmouth	1-15-9
17			four times				

NOTES: Since moving to NCAA Division I, the Mount has rallied from a double-digit deficit to take the lead 110 times...The Mountaineers own a 58-52 record in those games.

THE MOUNT BY POSSESSION

GAME	Offense PPP	Defense PPP
at West Virginia	0.81	1.04
BUCKNELL	0.95	1.12
at Saint Francis U	1.07	0.96
at Cincinnati	0.75	0.99
at Maryland	1.15	1.22
at Western Michigan	0.88	1.22
at Ohio State	0.82	1.55
HOWARD	1.11	1.06
SACRED HEART	1.19	1.30
at Marist	0.78	0.89
at Loyola	1.08	0.98
at Drexel	0.93	1.05
PENN ST. BRANDYWINE	1.08	0.62
IONA	0.89	0.79
at Merrimack	0.93	1.08
at Quinnipiac	0.97	1.13
SAINT PETER'S	1.02	0.95
SIENA	0.81	1.09
at Canisius	1.16	1.01
at Niagara	1.11	0.95
QUINNIPIAC	0.89	1.10
RIDER	1.16	1.00
at Saint Peter's	0.94	1.07
MANHATTAN	1.10	0.99
MERRIMACK	0.99	1.23
at Iona		
at Rider		
NIAGARA		
CANISIUS		
at Sacred Heart		
at Fairfield		

OVERALL

Mount offensive high - 1.19 (Sacred Heart, 12/3)

Mount offensive low - 0.75 (at Cincinnati, 11/16)

Mount defensive high - 1.55 (at Ohio State, 11/25)

Mount defensive low - 0.62 (PSU Brandywine, 12/21)

MAAC PLAY

Mount offensive high - 1.19 (Sacred Heart, 12/3)

Mount offensive low - 0.78 (at Marist, 12/5)

Mount defensive high - 1.30 (Sacred Heart, 12/3)

Mount defensive low - 0.79 (Iona, 12/29)

All-Time 20-Point Games

(Since Joining NCAA Division I)

Name	20-Point Games
Chris McGuthrie	50
Junior Robinson	34
Kevin Booth	33
Gregory Harris	28
Landy Thompson	28
Jeremy Goode	21
Rashad Whack	19
Julian Norfleet	19
Dakota Leffew	18
Riley Inge	18
John Miller	16
Chris Vann	15
Jalen Benjamin	13
Jalen Gibbs	11
Vado Morse	10
Elijah Long	10
BK Ashe	10
Michael Watson	10
DeShayne Montgomery	9
Scott Murphy	8
Mike Tate	8
Gerben Van Dorpe	8
Damian Chong Qui	7
Charles Cook	7
Jean Cajou	6
Silas Cheung	6
Jamion Christian	6
Dola Adebayo	6
Jedy Cordilia	6
Dallas Hobbs	6
Robert Balgac	6
Phil Galvin	6
Jeff Hall	6
Malik Jefferson	4
Sam Prescott	4
Shivaughn Wiggins	4
Pat Atangana	4
Jerry Lloyd	4
Melvin Whitaker	4
Shawn Atupem	4
Miles Wilson	4
Joshua Reaves	4
Chris Wray	4
Gregory Graves	4
Lamar Trice	4
Eric Bethel	4
Kiel Butler	4
Chris Cavanaugh	4
Tony Hayden	4
Aaron Herbert	4
Keith Price	4
Alex Watson	4
Terrence Wilson	4
Arlandus Keyes	4
Mezie Offurum	4
Nana Opoku	4
Omar Habwe	4
Jonah Antonio	4
Kelvin Parker	4
Danny Thompson	4
Kelly Beidler	4
Will Holland	4
Mychal Kears	4
Irv Conwell	4
Justin Amadi	4
Trey Deveaux	4
Xavier Lipscomb	4
Luke McEldon	4
Dee Barnes	4
Charles Glover	4
Will Miller	4
Chris Martin	4
Andrew Sneathers	4
Raven Barber	4
Koki Adasi	4
Mike Brown	4
Anthony Carr	4
Nick Dodson	4
Newton Gayle	4
Doug John	4
Antonio Johnson	4
Dave Kapaona	4
Angel Rivera	4
Sefton Robinson	4
Konata Springer	4
Chad Stull	4
Larry Townes	4
Cliff Warren	4

All-Time 30-Point Games

(Since Joining NCAA Division I)

Name	30-Point Games
Chris McGuthrie	13
Kevin Booth	7
Landy Thompson	6
Junior Robinson	5
Scott Murphy	2
Dakota Leffew	1
Damian Chong Qui	1
Jalen Gibbs	1
Julian Norfleet	1
Rashad Whack	1
Charles Cook	1
Gregory Harris	1
Riley Inge	1

All-Time 40-Point Games

(Since Joining NCAA Division I)

Name	40-Point Games
Chris McGuthrie	1
Sam Prescott	1

All-Time Double-Doubles

(Since Joining NCAA Division I)

Name	Double-Doubles
Malik Jefferson	17
Michael Watson	15
Mychal Kears	13
Pat Atangana	13
Nana Opoku	11
Riley Inge	11
Alex Watson	11
Gregory Harris	9
Gregory Graves	8
Kelly Beidler	8
Gerben Van Dorpe	7
Dola Adebayo	6
Randy Edney	6
Anthony Carr	6
Chris Cavanagh	6
Jedy Cordilia	5
Chris Wray	5
Melvin Whitaker	5
Tony Hayden	5
Terrell Ard Jr.	4
Robert Balgac	4
Newton Gayle	4
Chad Stull	4
George Tinsley	3
Mezie Offurum	3
Danny Thompson	3
Jeremy Goode	3
Damian Chong Qui	2
Junior Robinson	2
Miles Wilson	2
Elijah Long	2
Julian Norfleet	2
Rashad Whack	2
Markus Mitchell	2
Nick Dodson	2
Chris McGuthrie	2
Mike Tate	2
Jeff Hall	2
Trey Deveaux	1
Justin Amadi	1
Xavier Lipscomb	1
DeShayne Montgomery	1
Dallas Hobbs	1
Jalen Benjamin	1
Omar Habwe	1
Jonah Antonio	1
Donald Carey	1
Mawdo Sallah	1
Taylor Danaher	1
BK Ashe	1
Raven Barber	1
Kelvin Parker	1
Will Holland	1
Sam Atupem	1
Kiel Butler	1
Landy Thompson	1
Jerry Lloyd	1
Angel Rivera	1
Jamion Christian	1
Aaron Herbert	1
Keith Price	1
Terrence Wilson	1
Michael Cook	1
Konata Springer	1
Mike Brown	1
Kevin Booth	1

Starter/Bench Scoring

Game	Total	Starters	Bench
at West Virginia	54	48	6
BUCKNELL	62	53	9
at Saint Francis	74	46	28
at Cincinnati	55	41	14
at Maryland	90	53	37
at Western Michigan	60	21	39
at Ohio State	60	52	8
HOWARD	79	63	16
SACRED HEART	80	58	22
at Marist	56	38	18
at Loyola	81	54	27
at Drexel	67	50	17
PSU BRANDYWINE	73	39	34
IONA	66	42	24
at Merrimack	65	33	32
at Quinnipiac	69	49	20
SAINT PETER'S	70	61	9
SIENA	50	42	8
at Canisius	78	61	17
at Niagara	68	53	15
QUINNIPIAC	62	43	19
RIDER	71	64	7
at Saint Peter's	58	35	23
MANHATTAN	72	53	19
MERRIMACK	70	49	21
at Iona			
at Rider			
NIAGARA			
CANISIUS			
at Sacred Heart			
at Fairfield			


DUNK SCOREBOARD

Dunks	2025-26	Career (at MSM)
Abdou Khadre Kébé	14	20
Justin Amadi	11	11
Luke McEldon	11	11
Trey Deveaux	6	6
Yakhya Diop	1	1
TOTAL	43	

COACH CHALLENGES (7-4)

Date	Opponent	Challenge	Result
11-4	at WVU	Out of Bounds	Win
11-7	Bucknell	Out of Bounds	Win
11-11	at Saint Francis	Goaltending	Win
11-16	at Cincinnati	Out of Bounds	Win
11-19	at Maryland	Out of Bounds	Loss
11-29	Howard	Out of Bounds	Win
11-29	Howard	Out of Bounds	Loss
12-3	Sacred Heart	Out of Bounds	Loss
1-9	Saint Peter's	Out of Bounds	Loss
1-19	at Niagara	Out of Bounds	Win
1-19	at Niagara	Out of Bounds	Win

NCAA TOURNAMENT 1995, 1999, 2008, 2014, 2017, 2021, 2025



HEAD COACH DONNY LIND

2nd Season at Mount St. Mary's; 2nd Season Overall ♦ Career Record: 33-28 ♦ Loyola (Md.) (2010)

Donny Lind, hired as the 23rd head coach in the Mount's men's basketball history, made an immediate mark on the program as the 2024-25 team captured the university's first Metro Atlantic Athletic Conference (MAAC) championship with a victory over Iona in the conference title game. They would notch a NCAA Tournament victory - the program's third - by defeating American in the First Four. The 23 wins by the team set a Division I record and were the most by any Mount St. Mary's squad since 1986-87.

Lind was hired as the 23rd head coach in men's basketball program history in April of 2024. An assistant coach at University of North Carolina Greensboro the previous several years, Lind brings tremendous energy along with an up-tempo offense and defense to Emmitsburg.

The 2024-25 season was a magical one for the Mountaineers, posting a 23-13 record, the most wins by a Mount team since the school moved to NCAA Division I in 1988-89. The Mountaineers knocked off Marist and Merrimack to advance to the MAAC Championship game against Iona. The Mount came through with a 63-49 victory for the school's first MAAC title, securing the Mount's seventh trip to the NCAA Division I Tournament.

The Mount faced American in the First Four in the NCAA Tournament, and earned a scintillating 83-72 win to advance to play top-seeded Duke in the First Round. Despite the loss to the Blue Devils, the Mountaineers season will go down as one of the best in program history.

Lind served on coaching staffs at both Radford and UNCG under head coach Mike Jones. Radford won back-to-back Big South regular season titles in 2018-19 and 2019-20 during his tenure in Virginia. He also helped the Highlanders win the 2017-18 Big South Tournament, leading to a First Four win over LIU Brooklyn for the program's first NCAA Tournament win. Earning high marks at UNCG as well, the Spartans earned the No. 2 seed in the SoCon last year after earning a 21-11 record. Electric from long range, UNCG ranked fourth in the country for three-point percentage, making 39.7 percent of all shots and drilling over 10 shots per game from beyond-the-arc.

Serving as assistant coach and recruiting coordinator for the Mount from 2013 to 2016, Lind was on staff for the 2014 Northeast Conference Championship and helped put many of the pieces together for the team's 2017 run. He worked on both sides of the ball, improving the Mountaineers offense before transitioning to directing the "Mayhem" full court pressure defense. Using a background in basketball analytics, he improved both sides of the ball, producing the top offense in the NEC for the 2013-14 season.

Following the 2019-20 season after Radford went 21-11 with a 15-3 Big South record, Lind was recognized as a Top 50 Impactful Low Major Coach in D1 by Silver Waves Media and a top five assistant coach for the Big South by Jeff Goodman.

Former Mount Head Coach Jamion Christian brought Lind along from Virginia Commonwealth University where he worked as a graduate manager before being elevated to video coordinator. He was part of the Rams' storied run as the team won 84 games, including seven NCAA Tournament games and the team's run to the 2011 Final Four.

Originally hailing from New Knoxville, Ohio, he graduated with an economics degree from Loyola in Baltimore in 2010. He went on to earn his M.Ed in Sports Leadership from VCU while employed there.

Lind lives in Frederick with his wife, Ciara, and his two children, Magnolia and Silas.

The Lind File

Birthdate: December 15, 1986

Hometown: New Knoxville, Ohio

Age: 39

Alma Mater / Year: Loyola (Md.)/2010

Degrees: BA Economics, Business Administration
Minor; M.Ed in Sports Leadership (VCU)

High School: Nanuet Senior HS (Nanuet, N.Y.)

COLLEGIATE COACHING EXPERIENCE

Mount St. Mary's

-Head Coach (2024-)

UNC Greensboro (2021-24)

-Assistant Coach

Radford

-Assistant Coach (2016-21)

Mount St. Mary's

-Assistant Coach (2013-16)


VCU

-Video Coordinator (2010-13)



Did you know...

Mount St. Mary's head coach Donny Lind made a run at the Nathan's Hot Dog Eating Contest, competing in a qualifier in 2008. Lind fell short of the mark, but did eat a respectable 13 hot dogs and buns in 10 minutes. After the event, Lind turned down an offer to train with Eric "Badlands" Booker for the upcoming Philadelphia Wing Bowl.



Year-by-Year Coaching Record

School	Year	Record	Conf. Record	Conference Finish	Postseason
Mount St. Mary's	2024-25	23-13 (.639)	12-8 (.600)	T4th	NCAA Tournament
Mount St. Mary's	2025-26	10-15 (.400)	6-8 (.429)		
TOTAL		33-28 (.541)	18-16 (.529)		

LIND'S RECORD BY OPPONENT

American	1-0
Bucknell	1-1
Canisius	2-0
Cincinnati	0-1
Delaware State	1-0
Drexel	0-1
Duke	0-1
Fairfield	1-1
George Mason	0-1
Georgetown	0-1
Howard	2-0
Iona	2-1
LIU	1-0
Loyola	1-1
Manhattan	2-1
Marist	2-2
Maryland	0-2
Merrimack	2-2
Miami (Fla.)	1-0
Niagara	3-0
Notre Dame of Maryland	1-0
Ohio State	0-1
Penn State Brandywine	1-0

Quinnipiac	0-4
Rider	2-1
Sacred Heart	1-1
Saint Francis	2-0
Saint Peter's	3-1
Siena	1-2
West Virginia	0-1
Western Michigan	0-1

LIND'S RECORD BY CONFERENCE

ACC	1-1
Atlantic 10	0-1
Big East	0-1
Big 10	0-3
Big 12	0-2
Coastal Athletic Association	0-1
Non Division I	2-0
Mid-American	0-1
MEAC	3-0
Metro Atlantic Athletic	21-16
NEC	3-0
Patriot League	3-2

NCAA TOURNAMENT 1995, 1999, 2008, 2014, 2017, 2021, 2025

ANASTASIOS ROZAKEAS



Guard | So. | 6-7 | 225
Athens, Greece
Lyceum | Florida St.



2025-26 SEASON HIGHS

Category	Opponent	Date
Pts. 15	Sacred Heart	12-3-25
Reb. 5	vs. two opponents	
FG 5	Sacred Heart	12-3-25
FGA 11	at Maryland	11-19-25
3FG 4	Sacred Heart	12-3-25
3FGA 9	at Maryland	11-19-25
FT 3	Bucknell	11-7-25
FTA 3	Bucknell	11-7-25
Ast. 2	vs. five opponents	
Stl. 3	vs. two opponents	
Blk. 0		
Min. 34	at West Virginia	11-4-25

CAREER HIGHS

Category	Opponent	Date
Pts. 15	Sacred Heart	12-3-25
Reb. 5	vs. two opponents	
FG 5	Sacred Heart	12-3-25
FGA 11	at Maryland	11-19-25
3FG 4	Sacred Heart	12-3-25
3FGA 9	at Maryland	11-19-25
FT 3	Bucknell	11-7-25
FTA 3	Bucknell	11-7-25
Ast. 2	vs. five opponents	
Stl. 3	vs. two opponents	
Blk. 0		
Min. 34	at West Virginia	11-4-25

MISCELLANEOUS

Category	2025-26	Career
10+ points	3	3
20+ points	0	0
5+ rebounds	1	1
10+ rebounds	0	0
2+ three-pointers	8	8
5+ assists	0	0
2+ steals	2	2
2+ blocks	0	0
Double-Doubles	0	0
Leading Scorer	0	0
Leading Rebounder	0	0
Assists Leader	0	0

2025-26 SEASON

♦ Is in his first season with the Mountaineers after transferring from Florida State...Hit 7-of-17 (.412) from three-point range for all 21 of his points in the Mount's exhibition win at Hood College...Had nine points and two rebounds in his Mount St. Mary's debut at West Virginia...Had 10 points and four boards against Bucknell...Missed the Saint Francis game due to injury...Scored career-high 15 points, hitting 4-of-7 from three-point range, in loss to Sacred Heart...Had 11 points in win over Penn State Brandywine.

CAREER NOTES

♦ Transferred to the Mount this season after playing his freshman year at Florida State...Played in 13 games at Florida State, scoring six points and grabbing four boards in 32 minutes of action.

2025-26 Game-by-Game Statistics

Opponent	Date	MIN	FG-A	3FG-A	FT-A	O-R-D	PF	AST	TO	BLK	STL	PTS
at West Virginia	11-4	34	3-9	2-6	1-2	1-1-2	3	0	3	0	3	9
BUCKNELL	11-7	31	3-8	1-5	3-3	1-3-4	2	0	2	0	0	10
at Saint Francis U	11-11	DNP-Injury										
at Cincinnati	11-16	24	2-5	2-4	0-0	0-5-5	2	0	0	0	0	6
at Maryland	11-19	24	3-11	3-9	0-0	1-2-3	4	2	0	0	1	9
at Western Michigan	11-23	23	1-6	0-4	0-0	1-4-5	1	2	0	0	0	2
at Ohio State	11-25	29	2-7	2-7	0-0	1-0-1	1	2	0	0	1	6
HOWARD	11-29	17	3-5	2-2	0-0	1-3-4	4	2	1	0	0	8
SACRED HEART	12-3	23	5-9	4-7	1-1	1-1-2	3	0	2	0	0	15
at Marist	12-5	15	0-4	0-0	0-0	1-2-3	0	0	2	0	0	0
at Loyola	12-13	14	0-2	0-2	0-0	0-2-2	1	1	2	0	0	0
at Drexel	12-19	10	0-0	0-0	0-0	0-1-1	3	0	0	0	0	0
PENN ST. BRANDYWINE	12-21	19	4-6	3-5	0-0	1-2-3	0	0	0	0	3	11
IONA	12-29	13	0-4	0-3	0-0	0-3-3	0	2	1	0	0	0
at Merrimack	1-2	9	0-1	0-1	0-0	0-2-2	1	0	0	0	1	0
at Quinnipiac	1-4	12	0-3	0-3	0-0	0-0-0	2	1	0	0	0	0
SAINT PETER'S	1-9	DNP-Coaches Decision										
SIENA	1-11	DNP-Coaches Decision										
at Canisius	1-17	5	1-2	1-2	0-0	0-2-2	0	0	0	0	0	3
at Niagara	1-19	3	0-0	0-0	0-0	0-0-0	0	0	0	0	0	0
QUINNIPAC	1-22	10	1-1	1-1	0-0	0-3-3	0	0	0	0	0	3
RIDER	1-24	3	0-1	0-1	0-0	0-0-0	0	0	0	0	0	0
at Saint Peter's	1-30	5	0-2	0-2	0-0	0-1-1	0	0	1	0	0	0
MANHATTAN	2-1	6	0-0	0-0	0-0	0-1-1	0	0	0	0	0	0
MERRIMACK	2-5	DNP-Injury										
at Iona	2-7											
at Rider	2-13											
NIAGARA	2-20											
CANISIUS	2-22											
at Sacred Heart	2-27											
at Fairfield	3-1											

CAREER STATISTICS


ROZAKEAS, Anastasios

				Field Goals		3-Point		F-Throws		Rebounds								Scoring		
SEASON	TEAM	GP-GS	MIN/AVG	FG-FGA	FG%	3FG-3FGA	3FG%	FT-FTA	FT%	OFF	DEF	TOT	AVG	PF-FO	A	TO	BLK	STL	PTS	AVG
2024-25	FSU	13-0	32/2.5	2-6	.333	1-5	.200	1-2	.500	3	1	4	0.3	5-0	2	2	0	1	6	0.5
2025-26	MSM	21-8	329/15.7	28-86	.326	21-64	.328	5-6	.833	9	38	47	2.2	27-0	12	14	0	9	82	3.9
TOTAL FOR MSM		21-8	329/15.7	28-86	.326	21-64	.328	5-6	.833	9	38	47	2.2	27-0	12	14	0	9	82	3.9
TOTAL		34-8	361/10.6	30-92	.326	22-69	.319	6-8	.750	12	39	51	1.5	32-0	14	16	0	10	88	2.6

NCAA TOURNAMENT 1995, 1999, 2008, 2014, 2017, 2021, 2025



Guard | Sr. | 6-2 | 173
Florissant, Mo.
Abeka Acad. | Ellsworth C.C.



2025-26 SEASON HIGHS

Category	Opponent	Date
Pts.	22	vs. two opponents
Reb.	6	vs. two opponents
FG	9	at Canisius 1-17-26
FGA	16	vs. two opponents
3FG	7	at Maryland 11-19-25
3FGA	15	at Quinnipiac 1-4-26
FT	4	vs. two opponents
FTA	6	Siena 1-11-26
Ast	9	PSU Brandywine 12-21-25
Stl	3	vs. two opponents
Blk	2	vs. two opponents
Min.	37	at W. Michigan 11-23-25

CAREER HIGHS

Category	Opponent	Date
Pts.	22	vs. two opponents
Reb.	8	vs. two opponents
FG	8	at Canisius 1-17-26
FGA	16	vs. two opponents
3FG	7	at Maryland 11-19-25
3FGA	15	at Quinnipiac 1-4-26
FT	5	vs. Merrimack 3-14-25
FTA	6	Siena 1-11-26
Ast	9	PSU Brandywine 12-21-25
Stl	4	Iona 2-6-25
Blk	2	vs. three opponents
Min.	37	at W. Michigan 11-23-25

MISCELLANEOUS

Category	2025-26	Career
10+ points.....	16	25
20+ points.....	2	2
5+ rebounds.....	7	15
10+ rebounds.....	0	0
2+ three-pointers.....	18	31
5+ assists.....	5	8
2+ steals.....	7	15
2+ blocks.....	3	3
Double-Doubles.....	0	0
Leading Scorer.....	6	10
Leading Rebounder.....	0	4
Assists Leader.....	7	13

2025-26 SEASON

♦ In his second season with the Mountaineers...Missed the first two games of the season due to injury...Returned in the win against Saint Francis U and had 11 points and four assists in 24 minutes of action...Scored career-high 22 points, hitting 7-of-11 from three-point range, in overtime loss at Maryland...Led the Mount with 15 points, all in the first half, in the loss at Western Michigan...Had 13 points and five boards at Ohio State...Had 13 points and a career-high six assists in the Mount's loss to Sacred Heart...Had 16 points, five rebounds and five assists in win at Loyola...Dished out career high nine assists in win over Penn State Brandywine...Scored 17 points in loss at Quinnipiac...Had 11 points and six boards in win over Saint Peter's...Matched career high with 22 points at Canisius, hitting 9-of-12 from the field...Scored all of his team-high 15 points in the second half in win at Niagara...Had 16 points on 6-of-10 shooting in win over Rider.

CAREER NOTES

♦ Averaged 6.8 points, 3.3 rebounds and 1.9 assists in 32 games played last season...Was a key figure in the Mount's postseason run, averaging 12.6 points over the Mount's five postseason games...Scored in double figures in all five contests, scoring 15 points in the Mount's loss to Duke in the NCAA First Round...Named to the MAAC All-Tournament team after averaging 12.7 points and 4.3 rebounds in the Mount's three MAAC Tournament games.

2025-26 Game-by-Game Statistics

Opponent	Date	MIN	FG-A	3FG-A	FT-A	0-R-D	PF	AST	TO	BLK	STL	PTS
at West Virginia	11-4											
BUCKNELL	11-7											
at Saint Francis U	11-11	24	4-10	3-7	0-2	0-3-3	3	4	2	0	1	11
at Cincinnati	11-16	24	2-9	2-6	0-0	0-1-1	2	3	2	0	1	6
at Maryland	11-19	31	7-13	7-11	1-2	0-1-1	3	2	1	1	0	22
at Western Michigan	11-23	37	5-11	5-10	0-0	0-1-1	4	0	2	1	0	15
at Ohio State	11-25	28	5-16	2-11	1-2	0-5-5	5	1	3	1	1	13
HOWARD	11-29	30	3-11	2-6	2-2	0-4-4	2	2	3	1	0	10
SACRED HEART	12-3	34	6-14	1-8	0-2	0-2-2	4	6	2	0	3	13
at Marist	12-5	32	4-11	2-8	3-4	1-3-4	4	2	5	0	2	13
at Loyola	12-13	32	6-15	4-11	0-0	0-5-5	3	5	2	1	1	16
at Drexel	12-19	29	4-13	4-9	0-0	0-2-2	3	2	4	0	2	12
PENN ST. BRANDYWINE	12-21	26	0-5	0-4	0-0	2-3-5	2	9	2	2	1	0
IONA	12-29	19	1-3	0-1	0-0	0-1-1	0	5	0	0	2	2
at Merrimack	1-2	30	1-8	1-6	4-4	2-1-3	3	2	4	0	0	7
at Quinnipiac	1-4	28	6-16	5-15	0-0	0-4-4	5	3	2	1	1	28
SAINT PETER'S	1-9	29	3-8	3-6	2-4	0-6-6	3	0	3	0	2	11
SIENA	1-11	28	1-14	1-8	4-6	4-1-5	3	2	2	0	1	7
at Canisius	1-17	25	9-12	4-7	0-0	1-5-6	1	1	0	2	1	22
at Niagara	1-19	29	5-10	3-6	2-2	0-3-3	4	1	1	0	3	15
QUINNIPAC	1-22	30	4-9	4-9	1-2	0-4-4	3	1	3	0	1	13
RIDER	1-24	33	6-10	4-7	0-0	0-0-0	3	5	0	0	1	16
at Saint Peter's	1-30	22	2-8	2-6	0-0	1-0-1	5	4	2	0	1	6
MANHATTAN	2-1	34	4-9	3-8	2-2	1-4-5	1	4	4	2	2	13
MERRIMACK	2-5	27	3-6	2-4	1-2	1-3-4	5	1	3	0	0	9
at Iona	2-7											
at Rider	2-13											
NIAGARA	2-20											
CANISIUS	2-22											
at Sacred Heart	2-27											
at Fairfield	3-1											

CAREER STATISTICS

KEYES, Arlandus

				Field Goals		3-Point		F-Throws		Rebounds				Scoring						
SEASON	TEAM	GP-GS	MIN/AVG	FG-FGA	FG%	3FG-3FGA	3FG%	FT-FTA	FT%	OFF	DEF	TOT	AVG	PF-FO	A	TO	BLK	STL	PTS	AVG
2024-25	MSM	32-2	613/19.2	71-190	.374	48-133	.361	27-35	.771	14	90	104	3.3	44-1	62	53	7	36	217	6.8
2025-26	MSM	23-18	649/28.2	91-241	.378	64-174	.368	23-36	.639	13	62	75	3.3	71-4	65	52	12	27	269	11.7
TOTAL		55-20	1263/23.0	162-431	.376	112-307	.365	50-71	.704	27	152	179	3.3	115-5	127	105	19	63	486	8.8

NCAA TOURNAMENT 1995, 1999, 2008, 2014, 2017, 2021, 2025



Guard | Gr. | 6-1 | 195
Eldersburg, Md.
Marriotts Ridge



2025-26 SEASON HIGHS		
Category	Opponent	Date
Pts.	1 at Ohio State	11-25-25
Reb.	1 PSU Brandywine	12-21-25
FG		
FGA	2 PSU Brandywine	12-21-25
3FG		
3FGA	2 PSU Brandywine	12-21-25
FT	1 at Ohio State	11-25-25
FTA	2 at Ohio State	11-25-25
Ast.		
Stl.		
Blk.		
Min.	7 PSU Brandywine	12-21-25

CAREER HIGHS		
Category	Opponent	Date
Pts.	1 at Ohio State	11-25-25
Reb.	1 PSU Brandywine	12-21-25
FG		
FGA	2 PSU Brandywine	12-21-25
3FG		
3FGA	2 PSU Brandywine	12-21-25
FT	1 at Ohio State	11-25-25
FTA	2 at Ohio State	11-25-25
Ast.		
Stl.		
Blk.		
Min.	7 PSU Brandywine	12-21-25

MISCELLANEOUS		
Category	2025-26	Career
10+ points	0	0
20+ points	0	0
5+ rebounds	0	0
10+ rebounds	0	0
2+ three-pointers	0	0
5+ assists	0	0
2+ steals	0	0
2+ blocks	0	0
Double-Doubles	0	0
Leading Scorer	0	0
Leading Rebounder	0	0
Assists Leader	0	0

2025-26 SEASON

♦ Joined the Mount as a graduate student walk-on this season after playing on the Mount's men's lacrosse team the previous four years. ...Made collegiate debut at Western Michigan...Hit 1-of-2 at the foul line at Ohio State to record first collegiate point.

CAREER NOTES

♦ Miller's father, John, is 40th on the Mount's all-time scoring list with 1,042 points in three seasons after transferring to the Mount from West Virginia.

2025-26 Game-by-Game Statistics

Opponent	Date	MIN	FG-A	3FG-A	FT-A	O-R-D	PF	AST	TO	BLK	STL	PTS
at West Virginia	11-4	DNP-Coaches Decision										
BUCKNELL	11-7	DNP-Coaches Decision										
at Saint Francis U	11-11	DNP-Coaches Decision										
at Cincinnati	11-16	DNP-Coaches Decision										
at Maryland	11-19	DNP-Coaches Decision										
at Western Michigan	11-23	1	0-0	0-0	0-0	0-0-0	0	0	0	0	0	0
at Ohio State	11-25	3	0-1	0-1	1-2	0-0-0	0	0	0	0	0	1
HOWARD	11-29	DNP-Coaches Decision										
SACRED HEART	12-3	DNP-Coaches Decision										
at Marist	12-5	DNP-Coaches Decision										
at Loyola	12-13	DNP-Coaches Decision										
at Drexel	12-19	DNP-Coaches Decision										
PENN ST. BRANDYWINE	12-21	7	0-2	0-2	0-0	1-0-1	0	0	2	0	0	0
IONA	12-29	DNP-Injury										
at Merrimack	1-2	DNP-Injury										
at Quinnipiac	1-4	DNP-Injury										
SAINT PETER'S	1-9	DNP-Injury										
SIENA	1-11	DNP-Injury										
at Canisius	1-17	DNP-Injury										
at Niagara	1-19	DNP-Injury										
QUINNIPAC	1-22	DNP-Injury										
RIDER	1-24	DNP-Injury										
at Saint Peter's	1-30	DNP-Coaches Decision										
MANHATTAN	2-1	DNP-Coaches Decision										
MERRIMACK	2-5	DNP-Coaches Decision										
at Iona	2-7											
at Rider	2-13											
NIAGARA	2-20											
CANISIUS	2-22											
at Sacred Heart	2-27											
at Fairfield	3-1											

CAREER STATISTICS

MILLER IV, John

				Field Goals		3-Point		F-Throws		Rebounds									Scoring	
SEASON	TEAM	GP-GS	MIN/AVG	FG-FGA	FG%	3FG-3FGA	3FG%	FT-FTA	FT%	OFF	DEF	TOT	AVG	PF-FO	A	TO	BLK	STL	PTS	AVG
2025-26	MSM	3-0	11/3.7	0-3	.000	0-3	.000	1-2	.500	1	0	1	0.3	0-0	0	2	0	0	1	0.3
TOTAL		3-0	11/3.7	0-3	.000	0-3	.000	1-2	.500	1	0	1	0.3	0-0	0	2	0	0	1	0.3

NCAA TOURNAMENT 1995, 1999, 2008, 2014, 2017, 2021, 2025



Guard | Sr. | 6-2 | 180

Burke, Va.

DeMatha | UNC Greensboro



2025-26 SEASON HIGHS

Category	Opponent	Date
Pts. 13	Sacred Heart	12-3-25
Reb. 7	vs. two opponents	
FG 5	Sacred Heart	12-3-25
FGA 9	vs. two opponents	
3FG 3	Sacred Heart	12-3-25
3FGA 6	Sacred Heart	12-3-25
FT 3	vs. two opponents	
FTA 4	vs. two opponents	
Ast. 6	vs. five opponents	
Stl. 5	PSU Brandywine	12-21-25
Blk 1	vs. three opponents	
Min. 34	Bucknell	11-7-25

CAREER HIGHS

Category	Opponent	Date
Pts. 13	Sacred Heart	12-3-25
Reb. 7	vs. two opponents	
FG 5	Sacred Heart	12-3-25
FGA 9	vs. two opponents	
3FG 3	Sacred Heart	12-3-25
3FGA 6	Sacred Heart	12-3-25
FT 3	vs. two opponents	
FTA 4	vs. two opponents	
Ast. 6	vs. five opponents	
Stl. 5	PSU Brandywine	12-21-25
Blk 1	vs. five opponents	
Min. 34	Bucknell	11-7-25

MISCELLANEOUS

Category	2025-26 ... Career
10+ points	2
20+ points	0
5+ rebounds	4
10+ rebounds	0
2+ three-pointers	5
5+ assists	6
2+ steals	3
2+ blocks	0
Double-Doubles	0
Leading Scorer	0
Leading Rebounder	0
Assists Leader	7

2025-26 SEASON

♦ Is in his first season with the Mountaineers after playing his first two years at UNC Greensboro...Started in his Mount debut at West Virginia, finishing with eight points and a career-best seven rebounds...Had six assists and seven rebounds against Bucknell...Scored nine points at Maryland...Recorded 10 points and six assists at Ohio State...Scored nine points in home win over Howard...Scored career-high 13 points in loss to Sacred Heart...Had career-high five steals in win over Penn State Brandywine...Hit a pair of three-pointers for six points in loss to Merrimack.

CAREER NOTES

♦ Appeared in 27 career games in two seasons at UNC Greensboro, averaging 1.7 points in 160 total minutes.

2025-26 Game-by-Game Statistics

Opponent	Date	MIN	FG-A	3FG-A	FT-A	0-R-D	PF	AST	TO	BLK	STL	PTS
at West Virginia	11-4	25	3-6	2-4	0-0	0-7-7	5	3	3	0	0	8
BUCKNELL	11-7	34	0-5	0-4	2-2	2-5-7	5	6	2	0	0	2
at Saint Francis U	11-11	27	3-8	2-5	1-2	0-3-3	2	5	2	0	1	9
at Cincinnati	11-16	24	2-3	0-1	0-0	0-6-6	4	3	4	0	0	4
at Maryland	11-19	20	2-6	2-5	3-3	0-2-2	5	2	1	0	0	9
at Western Michigan	11-23	31	1-3	0-0	0-0	0-3-3	3	3	3	0	0	2
at Ohio State	11-25	31	3-9	1-4	3-4	0-2-2	0	6	2	0	0	10
HOWARD	11-29	33	3-6	1-3	2-2	0-1-1	2	1	3	0	1	9
SACRED HEART	12-3	30	5-9	3-6	0-0	0-2-2	1	2	2	0	0	13
at Marist	12-5	32	2-3	0-1	2-2	1-1-2	2	6	1	1	1	6
at Loyola	12-13	26	1-2	1-2	0-0	0-4-4	3	6	5	0	0	3
at Drexel	12-19	20	1-4	1-3	0-0	0-1-1	1	4	2	0	0	3
PENN ST. BRANDYWINE	12-21	24	2-4	1-3	0-0	1-3-4	0	6	4	0	5	5
IONA	12-29	23	1-4	1-4	2-4	0-6-6	1	1	2	0	2	5
at Merrimack	1-2	20	1-3	1-3	0-0	1-3-4	4	2	1	1	0	3
at Quinnipiac	1-4	14	0-1	0-1	0-0	1-3-4	2	1	0	0	1	0
SAINT PETER'S	1-9	12	1-2	0-0	0-0	1-2-3	1	1	2	0	2	2
SIENA	1-11	11	0-0	0-0	0-0	0-1-1	0	1	1	1	0	0
at Canisius	1-17	15	3-4	1-1	0-0	0-1-1	1	1	2	0	0	7
at Niagara	1-19	11	0-1	0-0	0-0	0-1-1	0	2	2	0	1	0
QUINNIPAC	1-22	10	1-2	1-2	0-0	0-1-1	0	0	2	0	0	3
RIDER	1-24	9	0-0	0-0	0-0	0-1-1	0	1	3	0	0	0
at Saint Peter's	1-30	10	0-0	0-0	0-0	0-0-0	0	1	0	0	0	0
MANHATTAN	2-1	9	2-3	1-1	0-0	0-0-0	0	1	2	0	0	5
MERRIMACK	2-5	13	2-2	2-2	0-0	0-0-0	0	1	1	0	1	6
at Iona	2-7											
at Rider	2-13											
NIAGARA	2-20											
CANISIUS	2-22											
at Sacred Heart	2-27											
at Fairfield	3-1											

CAREER STATISTICS


SO, Mason

SEASON	TEAM	GP-GS	MIN/AVG	Field Goals		3-Point		F-Throws		Rebounds									Scoring	
				FG-FGA	FG%	3FG-3FGA	3FG%	FT-FTA	FT%	OFF	DEF	TOT	AVG	PF-FO	A	TO	BLK	STL	PTS	AVG
2023-24	UNCG	13-0	67/5.2	13-23	.565	7-16	.438	2-2	1.000	0	6	6	0.5	9-0	9	6	1	0	35	2.7
2024-25	UNCG	14-0	93/6.6	3-20	.150	2-13	.154	4-4	1.000	3	12	15	1.1	7-0	8	6	1	4	12	0.9
2025-26	MSM	25-16	515/20.6	39-90	.433	21-55	.382	15-19	.789	7	59	66	2.6	42-3	66	52	3	15	114	4.6
TOTAL FOR MSM		25-16	515/20.6	39-90	.433	21-55	.382	15-19	.789	7	59	66	2.6	42-3	66	52	3	15	114	4.6
TOTAL		52-16	675/13.0	55-133	.414	30-84	.357	21-25	.840	10	77	87	1.7	58-3	83	64	5	19	161	3.1

NCAA TOURNAMENT 1995, 1999, 2008, 2014, 2017, 2021, 2025



Forward | Gr. | 6-5 | 205
Lincoln, Neb.
Norris | Western Illinois



2025-26 SEASON HIGHS		
Category	Opponent	Date
Pts.	23	at Merrimack 1-2-26
Reb.	11	PSU Brandywine 12-21-25
FG	7	at Merrimack 1-2-26
FGA	12	at Cincinnati 11-16-25
3FG	3	vs. two opponents
3FGA	7	at Cincinnati 11-16-25
FT	9	at Merrimack 1-2-26
FTA	14	at Merrimack 1-2-26
Ast.	4	vs. two opponents
Stl.	2	vs. three opponents
Blk.	1	vs. seven opponents
Min.	33	at West Virginia 11-4-25

CAREER HIGHS		
Category	Opponent	Date
Pts.	29	at Tenn. Tech 2-27-25
Reb.	11	vs. five opponents
FG	9	vs. seven opponents
FGA	20	at Concordia-St. Paul 12-3-23
3FG	4	Morehead St. 2-15-25
3FGA	7	at Cincinnati 11-16-25
FT	10	Lindenwood 2-25-25
FTA	14	at Merrimack 1-2-26
Ast.	5	at South Dakota St. 12-14-24
Stl.	3	Sacred Heart (PR) 11-10-23
Blk.	3	at St. Cloud St. 1-19-24
Min.	43	Lindenwood 2-25-25

MISCELLANEOUS		
Category	2025-26	Career
10+ points	15	53
20+ points	1	11
5+ rebounds	10	45
10+ rebounds	1	7
2+ three-pointers	5	14
5+ assists	0	1
2+ steals	3	9
2+ blocks	0	4
Double-Doubles	1	7
Leading Scorer	4	4
Leading Rebounder	3	3
Assists Leader	1	1

2025-26 SEASON

♦ First season at the Mount after playing at Western Illinois last year...Started career at Central Community College and also played a season at Wayne State...Started in his Mount debut at West Virginia, finishing with team-high 15 points while adding six boards...Recorded 14 points and six rebounds in win at Saint Francis...Hit 3-of-7 from three-point range en route to 11 points at Cincinnati...Had 13 points, five rebounds and four assists in overtime loss to Maryland...Returned to lineup after missing previous three games due to injury at Marist, finishing with seven points and six boards in 18 minutes... Had 15 points in win at Loyola...Scored 14 points at Drexel... Notched first double-double of season with 11 points and 11 rebounds in win over Penn State Brandywine...Scored 23 points while adding eight boards in loss at Merrimack...Had 12 points in win over Saint Peter's...Scored 16 points in win at Canisius...Had 13 points, six rebounds and four assists in win over Rider...Scored team-high 15 points in loss to Merrimack.

CAREER NOTES

♦ Started career playing two seasons at Central Community College, earning NJCAA First Team All-America honors as a sophomore after averaging 18.9 points and 6.1 rebounds... Played at Wayne State in 2023-24, averaging 15.4 points and 6.2 rebounds...Last year, played at Western Illinois, averaging 9.0 points and 4.7 rebounds in 29 games played...Scored in double figures in each of the final 11 games of the season, scoring 20 or more three times in that stretch...Averaged 20.8 points over the final four games of the year.

2025-26 Game-by-Game Statistics

Opponent	Date	MIN	FG-A	3FG-A	FT-A	O-R-D	PF	AST	TO	BLK	STL	PTS
at West Virginia	11-4	33	5-11	1-4	4-6	2-4-6	3	0	1	0	0	15
BUCKNELL	11-7	29	1-9	0-5	2-2	1-2-3	3	1	0	1	0	4
at Saint Francis U	11-11	30	6-9	2-4	0-2	3-3-6	1	1	4	1	1	14
at Cincinnati	11-16	31	4-12	3-7	0-2	2-0-2	5	1	3	0	0	11
at Maryland	11-19	31	5-10	1-4	2-3	1-4-5	4	4	1	0	1	13
at Western Michigan	11-23	25	3-11	1-4	4-5	3-0-3	2	0	1	1	0	11
at Ohio State	11-25	DNP-Injury										
HOWARD	11-29	DNP-Injury										
SACRED HEART	12-3	DNP-Injury										
at Marist	12-5	18	3-7	0-0	1-2	4-2-6	2	0	3	1	1	7
at Loyola	12-13	24	5-7	1-1	4-5	1-1-2	2	0	1	0	1	15
at Drexel	12-19	31	5-11	3-4	1-3	2-2-4	3	0	2	1	2	14
PENN ST. BRANDYWINE	12-21	25	5-11	0-3	1-1	7-4-11	1	1	1	0	2	11
IONA	12-29	20	2-5	0-1	0-0	0-7-7	1	0	5	0	0	4
at Merrimack	1-2	26	7-11	0-0	9-14	4-4-8	3	1	3	0	1	23
at Quinnipiac	1-4	21	1-8	1-3	0-0	1-1-2	1	0	0	0	0	3
SAINT PETER'S	1-9	29	4-10	1-3	3-3	0-2-2	2	2	1	1	2	12
SIENA	1-11	25	4-6	2-2	2-2	3-1-4	4	0	3	0	0	12
at Canisius	1-17	31	5-8	2-2	4-4	1-1-2	0	1	2	0	1	16
at Niagara	1-19	29	3-8	0-0	2-2	2-3-5	2	0	0	1	0	8
QUINNIPAC	1-22	27	2-5	1-3	5-6	2-2-4	2	2	1	0	0	10
RIDER	1-24	28	4-10	1-4	4-6	4-2-6	0	4	0	0	0	13
at Saint Peter's	1-30	22	2-4	0-1	0-0	1-2-3	1	0	1	0	0	4
MANHATTAN	2-1	31	3-11	1-4	2-2	3-3-6	1	1	1	0	0	9
MERRIMACK	2-5	29	4-10	0-2	7-8	1-0-1	2	2	2	0	1	15
at Iona	2-7											
at Rider	2-13											
NIAGARA	2-20											
CANISIUS	2-22											
at Sacred Heart	2-27											
at Fairfield	3-1											

CAREER STATISTICS

DEVEAUX, Trey

				Field Goals		3-Point		F-Throws		Rebounds				Scoring			
SEASON	TEAM	GP-GS	MIN/AVG	FG-FGA	FG%	3FG-3FGA	3FG%	FT-FTA	FT%	OFF	DEF	TOT	AVG	PF-FO	A	TO	BLK STL
2023-24	WSC	30-30	900/30.0	176-373	.472	28-75	.373	83-106	.783	45	140	185	6.2	55-0	35	59	17 22
2024-25	WIU	29-14	689/23.8	88-200	.440	18-49	.367	68-83	.819	41	94	135	4.7	42-1	34	46	8 18
2025-26	MSM	22-15	593/27.0	83-194	.428	21-62	.339	57-78	.731	48	50	98	4.5	45-1	21	36	7 13
TOTAL FOR MSM		22-15	593/27.0	83-194	.428	21-62	.339	57-78	.731	48	50	98	4.5	45-1	21	36	7 13
TOTAL		81-59	2183/26.9	347-767	.452	67-186	.360	208-267	.779	134	284	418	5.2	142-2	90	141	32 53

NCAA TOURNAMENT 1995, 1999, 2008, 2014, 2017, 2021, 2025

JAXON HARTMAN

6

Guard | R-So. | 6-3 | 195
Staunton, Va.
Miller School | WV Wesleyan



2025-26 SEASON HIGHS		
Category	Opponent	Date
Pts.		
Reb.		
FG.		
FGA.		
3FG.		
3FGA.		
FT.		
FTA.		
Ast.		
Stl.		
Blk.		
Min.		

CAREER HIGHS		
Category	Opponent	Date
Pts.		
Reb. 1	vs. Duke	3-21-25
FG.		
FGA.		
3FG.		
3FGA.		
FT.		
FTA.		
Ast.		
Stl.		
Blk.		
Min. 2	vs. two opponents	

MISCELLANEOUS	
Category.....	2025-26 ... Career
10+ points	0
20+ points	0
5+ rebounds	0
10+ rebounds	0
2+ three-pointers	0
5+ assists.....	0
2+ steals	0
2+ blocks.....	0
Double-Doubles	0
Leading Scorer	0
Leading Rebounder.....	0
Assists Leader.....	0

2025-26 SEASON

- ♦ Is in his second season with the Mountaineers...Is out for the season with an injury.

CAREER NOTES

- ♦ Appeared in two games for the Mount in 2024-25, pulling down a rebound in two minutes of action against Duke in the NCAA First Round.

2025-26 Game-by-Game Statistics

Opponent	Date	MIN	FG-A	3FG-A	FT-A	0-R-D	PF	AST	TO	BLK	STL	PTS
at West Virginia	11-4	DNP-Injury										
BUCKNELL	11-7	DNP-Injury										
at Saint Francis U	11-11	DNP-Injury										
at Cincinnati	11-16	DNP-Injury										
at Maryland	11-19	DNP-Injury										
at Western Michigan	11-23	DNP-Injury										
at Ohio State	11-25	DNP-Injury										
HOWARD	11-29	DNP-Injury										
SACRED HEART	12-3	DNP-Injury										
at Marist	12-5	DNP-Injury										
at Loyola	12-13	DNP-Injury										
at Drexel	12-19	DNP-Injury										
PENN ST. BRANDYWINE	12-21	DNP-Injury										
IONA	12-29	DNP-Injury										
at Merrimack	1-2	DNP-Injury										
at Quinnipiac	1-4	DNP-Injury										
SAINT PETER'S	1-9	DNP-Injury										
SIENA	1-11	DNP-Injury										
at Canisius	1-17	DNP-Injury										
at Niagara	1-19	DNP-Injury										
QUINNIPIAC	1-22	DNP-Injury										
RIDER	1-24	DNP-Injury										
at Saint Peter's	1-30	DNP-Injury										
MANHATTAN	2-1	DNP-Injury										
MERRIMACK	2-5	DNP-Injury										
at Iona	2-7											
at Rider	2-13											
NIAGARA	2-20											
CANISIUS	2-22											
at Sacred Heart	2-27											
at Fairfield	3-1											

CAREER STATISTICS

HARTMAN, Jaxon

				Field Goals		3-Point		F-Throws		Rebounds									Scoring	
SEASON	TEAM	GP-GS	MIN/AVG	FG-FGA	FG%	3FG-3FGA	3FG%	FT-FTA	FT%	OFF	DEF	TOT	AVG	PF-FO	A	TO	BLK	STL	PTS	AVG
2024-25	MSM	2-0	4/2.0	0-0	.000	0-0	.000	0-0	.000	0	1	1	0.5	0-0	0	0	0	0	0	0.0
TOTAL		2-0	4/2.0	0-0	.000	0-0	.000	0-0	.000	0	1	1	0.5	0-0	0	0	0	0	0	0.0



Forward | R-Fr. | 6-9 | 200
Etters, Pa.
Red Land



2025-26 SEASON HIGHS		
Category	Opponent	Date
Pts.....	4	PSU Brandywine 12-21-25
Reb.....	4	PSU Brandywine 12-21-25
FG.....	1	vs. two opponents
FGA.....	2	at W. Michigan 11-23-25
3FG.....		
3FGA.....		
FT.....	2	vs. two opponents
FTA.....	4	PSU Brandywine 12-21-25
Ast.....	2	PSU Brandywine 12-21-25
Stl.....	1	PSU Brandywine 12-21-25
Blk.....	1	vs. two opponents
Min.....	17	PSU Brandywine 12-21-25

CAREER HIGHS		
Category	Opponent	Date
Pts.....	4	PSU Brandywine 12-21-25
Reb.....	4	PSU Brandywine 12-21-25
FG.....	1	vs. two opponents
FGA.....	2	at W. Michigan 11-23-25
3FG.....		
3FGA.....		
FT.....	2	vs. two opponents
FTA.....	4	PSU Brandywine 12-21-25
Ast.....	2	PSU Brandywine 12-21-25
Stl.....	1	PSU Brandywine 12-21-25
Blk.....	1	vs. two opponents
Min.....	17	PSU Brandywine 12-21-25

MISCELLANEOUS	
Category.....	2025-26 ... Career
10+ points	0
20+ points	0
5+ rebounds	0
10+ rebounds	0
2+ three-pointers	0
5+ assists.....	0
2+ steals	0
2+ blocks.....	0
Double-Doubles	0
Leading Scorer	0
Leading Rebounder.....	0
Assists Leader.....	0

2025-26 SEASON

♦ Is in his second season with the Mountaineers...Recorded an assist in five minutes in collegiate debut at West Virginia... Scored first collegiate basket at Saint Francis U...Had four points and four rebounds in win over Penn State Brandywine.

CAREER NOTES

♦ Sat out the 2024-25 season as a redshirt.

2025-26 Game-by-Game Statistics

Opponent	Date	MIN	FG-A	3FG-A	FT-A	0-R-D	PF	AST	TO	BLK	STL	PTS
at West Virginia	11-4	5	0-1	0-0	0-0	0-0-0	0	1	1	0	0	0
BUCKNELL	11-7	3	0-0	0-0	0-2	0-2-2	1	0	0	0	0	0
at Saint Francis U	11-11	7	1-1	0-0	0-1	1-0-1	1	1	1	0	0	2
at Cincinnati	11-16	3	0-1	0-0	0-0	0-1-1	1	0	0	0	0	0
at Maryland	11-19	3	0-0	0-0	0-0	0-0-0	0	0	0	1	0	0
at Western Michigan	11-23	5	0-2	0-0	2-2	1-1-2	0	0	0	0	0	2
at Ohio State	11-25	11	0-0	0-0	1-2	0-1-1	1	0	2	0	0	1
HOWARD	11-29	DNP-Coaches Decision										
SACRED HEART	12-3	2	0-0	0-0	0-0	0-0-0	0	0	0	0	0	0
at Marist	12-5	DNP-Coaches Decision										
at Loyola	12-13	DNP-Coaches Decision										
at Drexel	12-19	DNP-Coaches Decision										
PENN ST. BRANDYWINE	12-21	17	1-1	0-0	2-4	1-3-4	2	2	0	1	1	4
IONA	12-29	DNP-Coaches Decision										
at Merrimack	1-2	DNP-Coaches Decision										
at Quinnipiac	1-4	DNP-Coaches Decision										
SAINT PETER'S	1-9	DNP-Coaches Decision										
SIENA	1-11	DNP-Coaches Decision										
at Canisius	1-17	DNP-Coaches Decision										
at Niagara	1-19	DNP-Coaches Decision										
QUINNIPAC	1-22	DNP-Coaches Decision										
RIDER	1-24	DNP-Coaches Decision										
at Saint Peter's	1-30	DNP-Coaches Decision										
MANHATTAN	2-1	DNP-Coaches Decision										
MERRIMACK	2-5	1	0-0	0-0	0-0	1-0-1	0	1	0	0	0	0
at Iona	2-7											
at Rider	2-13											
NIAGARA	2-20											
CANISIUS	2-22											
at Sacred Heart	2-27											
at Fairfield	3-1											

CAREER STATISTICS

ESPINOSA, Elijah

				Field Goals		3-Point		F-Throws		Rebounds				Scoring						
SEASON	TEAM	GP-GS	MIN/AVG	FG-FGA	FG%	3FG-3FGA	3FG%	FT-FTA	FT%	OFF	DEF	TOT	AVG	PF-FO	A	TO	BLK	STL	PTS	AVG
2025-26	MSM	10-0	57/5.7	2-6	.333	0-0	.000	5-11	.455	4	8	12	1.2	6-0	5	4	2	1	9	0.9
TOTAL		10-0	57/5.7	2-6	.333	0-0	.000	5-11	.455	4	8	12	1.2	6-0	5	4	2	1	9	0.9

NCAA TOURNAMENT 1995, 1999, 2008, 2014, 2017, 2021, 2025



Guard | Fr. | 6-2 | 185
Little Rock, Ark.
eStem Charter | Link Acad.



2025-26 SEASON HIGHS		
Category	Opponent	Date
Pts.		
Reb.		
FG.		
FGA.		
3FG.		
3FGA.		
FT.		
FTA.		
Ast.		
Stl.		
Blk.		
Min.		

CAREER HIGHS		
Category	Opponent	Date
Pts.		
Reb.		
FG.		
FGA.		
3FG.		
3FGA.		
FT.		
FTA.		
Ast.		
Stl.		
Blk.		
Min.		

MISCELLANEOUS	
Category.....	2025-26 ... Career
10+ points	0
20+ points	0
5+ rebounds	0
10+ rebounds	0
2+ three-pointers	0
5+ assists.....	0
2+ steals	0
2+ blocks.....	0
Double-Doubles	0
Leading Scorer	0
Leading Rebounder.....	0
Assists Leader.....	0

2025-26 SEASON

♦ In his first season with the Mountaineers...Out for the season due to injury.

CAREER NOTES

♦ Finished with over 1,600 points at eStem Public Charter School while finishing third in school history in three-pointers made...Played a postgraduate year at Link Academy.

2025-26 Game-by-Game Statistics

Opponent	Date	MIN	FG-A	3FG-A	FT-A	O-R-D	PF	AST	TO	BLK	STL	PTS
at West Virginia	11-4	DNP-Injury										
BUCKNELL	11-7	DNP-Injury										
at Saint Francis U	11-11	DNP-Injury										
at Cincinnati	11-16	DNP-Injury										
at Maryland	11-19	DNP-Injury										
at Western Michigan	11-23	DNP-Injury										
at Ohio State	11-25	DNP-Injury										
HOWARD	11-29	DNP-Injury										
SACRED HEART	12-3	DNP-Injury										
at Marist	12-5	DNP-Injury										
at Loyola	12-13	DNP-Injury										
at Drexel	12-19	DNP-Injury										
PENN ST. BRANDYWINE	12-21	DNP-Injury										
IONA	12-29	DNP-Injury										
at Merrimack	1-2	DNP-Injury										
at Quinnipiac	1-4	DNP-Injury										
SAINT PETER'S	1-9	DNP-Injury										
SIENA	1-11	DNP-Injury										
at Canisius	1-17	DNP-Injury										
at Niagara	1-19	DNP-Injury										
QUINNIPAC	1-22	DNP-Injury										
RIDER	1-24	DNP-Injury										
at Saint Peter's	1-30	DNP-Injury										
MANHATTAN	2-1	DNP-Injury										
MERRIMACK	2-5	DNP-Injury										
at Iona	2-7											
at Rider	2-13											
NIAGARA	2-20											
CANISIUS	2-22											
at Sacred Heart	2-27											
at Fairfield	3-1											

CAREER STATISTICS

ABDOU KHADRE KÉBÉ

9

Guard | So. | 6-7 | 190
Dakar, Senegal | Seed Acad.
NBA Academy Latin America



2025-26 SEASON

♦ In his second season with the Mount...Made season debut against Sacred Heart after missing first eight games due to injury...Had three points and four rebounds against the Pioneers in his season debut...Had seven points and three boards at Drexel...Matched career high with 12 points in win over Penn State Brandywine...Had eight points in win over Iona...Made first collegiate start against Saint Peter's, finishing with career highs of 13 points and five rebounds...Tallied 12 points, a career-high nine rebounds and three steals in win over Rider... Had 11 points while matching career high with nine boards in loss to Merrimack.

CAREER NOTES

♦ Appeared in 29 games as a freshman for the Mountaineers...Averaged 2.6 points and 1.3 rebounds in 11.1 minutes per game...Had 10 points and three steals in his collegiate debut in the Mount's win over Notre Dame of Maryland in the season opener...Recorded career high 12 points in the Mount's win at LIU...Had 10 points and seven rebounds in win over Manhattan...His dunk with 8:30 remaining in the game was the No. 2 play on ESPN SportsCenter's Top 10 plays.

2025-26 SEASON HIGHS

Category	Opponent	Date
Pts.....13	Saint Peter's	1-9-26
Reb.....9	vs. two opponents	
FG.....5	PSU Brandywine	12-21-25
FGA.....10	at Niagara	1-19-26
3FG.....2	vs. six opponents	
3FGA.....8	vs. two opponents	
FT.....4	vs. two opponents	
FTA.....8	Rider	1-24-26
Ast.....4	PSU Brandywine	12-21-25
Stl.....3	Rider	1-24-26
Blk.....3	PSU Brandywine	12-21-25
Min.....30	Rider	1-24-26

CAREER HIGHS

Category	Opponent	Date
Pts.....13	Saint Peter's	1-9-26
Reb.....9	vs. two opponents	
FG.....5	PSU Brandywine	12-21-25
FGA.....10	at Niagara	1-19-26
3FG.....2	vs. eight opponents	
3FGA.....8	vs. two opponents	
FT.....4	vs. two opponents	
FTA.....8	Rider	1-24-26
Ast.....4	PSU Brandywine	12-21-25
Stl.....3	vs. three opponents	
Blk.....3	PSU Brandywine	12-21-25
Min.....30	Rider	1-24-26

MISCELLANEOUS

Category.....	2025-26	Career
10+ points	5	7
20+ points	0	0
5+ rebounds	9	9
10+ rebounds	0	0
2+ three-pointers	6	8
5+ assists.....	0	0
2+ steals	3	6
2+ blocks.....	2	2
Double-Doubles	0	0
Leading Scorer	1	1
Leading Rebounder.....	6	6
Assists Leader.....	1	1

2025-26 Game-by-Game Statistics

Opponent	Date	MIN	FG-A	3FG-A	FT-A	O-R-D	PF	AST	TO	BLK	STL	PTS
at West Virginia	11-4	DNP	Injury									
BUCKNELL	11-7	DNP	Injury									
at Saint Francis U	11-11	DNP	Injury									
at Cincinnati	11-16	DNP	Injury									
at Maryland	11-19	DNP	Injury									
at Western Michigan	11-23	DNP	Injury									
at Ohio State	11-25	DNP	Injury									
HOWARD	11-29	DNP	Injury									
SACRED HEART	12-3	14	1-7	0-2	1-2	1-3-4	3	1	0	0	1	3
at Marist	12-5	9	1-4	0-2	0-0	2-1-3	0	0	1	0	0	2
at Loyola	12-13	DNP	Injury									
at Drexel	12-19	14	2-4	1-3	2-2	0-3-3	1	1	3	0	1	7
PENN ST. BRANDYWINE	12-21	19	5-8	2-4	0-0	1-2-3	2	4	1	3	2	12
IONA	12-29	13	2-4	0-1	4-4	1-1-2	1	1	0	0	1	8
at Merrimack	1-2	19	2-4	0-2	3-5	1-1-2	2	1	1	0	1	7
at Quinnipiac	1-4	16	3-6	2-3	0-0	3-0-3	0	0	1	1	0	8
SAINT PETER'S	1-9	25	4-7	2-4	3-3	0-5-5	5	1	0	2	2	13
SIENA	1-11	29	3-9	2-8	0-0	0-5-5	2	1	1	0	0	8
at Canisius	1-17	28	4-7	0-2	1-2	1-5-6	2	2	1	1	1	9
at Niagara	1-19	26	2-10	1-8	2-3	2-4-6	3	1	1	1	1	7
QUINNIPAC	1-22	23	0-3	0-3	0-0	1-4-5	1	2	1	0	0	0
RIDER	1-24	30	4-9	0-2	4-8	1-8-9	3	0	3	0	3	12
at Saint Peter's	1-30	27	3-9	1-5	0-0	2-6-8	2	0	3	1	1	7
MANHATTAN	2-1	21	3-7	2-4	2-2	0-7-7	1	0	1	0	0	10
MERRIMACK	2-5	25	4-7	2-3	1-2	2-7-9	4	1	2	0	0	11
at Iona	2-7											
at Rider	2-13											
NIAGARA	2-20											
CANISIUS	2-22											
at Sacred Heart	2-27											
at Fairfield	3-1											

CAREER STATISTICS

KHADRE KÉBÉ, Abdou

				Field Goals		3-Point		F-Throws		Rebounds									Scoring	
SEASON	TEAM	GP-GS	MIN/AVG	FG-FGA	FG%	3FG-3FGA	3FG%	FT-FTA	FT%	OFF	DEF	TOT	AVG	PF-FO	A	TO	BLK	STL	PTS	AVG
2024-25	MSM	29-0	322/11.1	26-84	.310	12-51	.235	11-16	.688	10	29	39	1.3	36-0	13	30	1	17	75	2.6
2025-26	MSM	16-9	337/21.1	43-105	.410	15-56	.268	23-33	.697	18	62	80	5.0	32-1	16	20	9	14	124	7.8
TOTAL		45-9	659/14.6	69-189	.365	27-107	.252	34-49	.694	28	91	119	2.6	68-1	29	50	10	31	199	4.4



Guard | Jr. | 6-4 | 190
Altoona, Pa.
Bishop Guilfoyle



2025-26 SEASON HIGHS

Category	Opponent	Date
Pts. 15	at Saint Francis	11-11-25
Reb. 3	at Saint Francis	11-11-25
FG 5	at Saint Francis	11-11-25
FGA 8	Bucknell	11-7-25
3FG 5	at Saint Francis	11-11-25
3FGA 8	at Saint Francis	11-11-25
FT		
FTA		
Ast. 2	PSU Brandywine	12-21-25
Stl. 2	PSU Brandywine	12-21-25
Blk		
Min. 25	at Ohio State	11-25-25

CAREER HIGHS

Category	Opponent	Date
Pts. 15	at Saint Francis	11-11-25
Reb. 3	at Saint Francis	11-11-25
FG 5	at Saint Francis	11-11-25
FGA 8	Bucknell	11-7-25
3FG 5	at Saint Francis	11-11-25
3FGA 8	at Saint Francis	11-11-25
FT		
FTA		
Ast. 2	PSU Brandywine	12-21-25
Stl. 2	PSU Brandywine	12-21-25
Blk 1	vs. two opponents	
Min. 25	at Ohio State	11-25-25

MISCELLANEOUS

Category	2025-26	Career
10+ points	2	2
20+ points	0	0
5+ rebounds	0	0
10+ rebounds	0	0
5+ assists	0	0
2+ three-pointers	4	9
2+ steals	1	1
2+ blocks	0	0
Double-Doubles	0	0
Leading Scorer	1	1
Leading Rebounder	0	0
Assists Leader	0	0

2025-26 SEASON

♦ In his third season with the Mountaineers...Earned a scholarship this year after being a walk-on in his first two seasons... Had two rebounds and an assist in 22 minutes of action in season opener at West Virginia...Erupted for career high 15 points, hitting 5-of-8 from three-point range, in win over Saint Francis...Scored 11 points in the Mount's loss at Western Michigan...Had nine points in win over Penn State Brandywine.

CAREER NOTES

♦ Last season, played in 19 games, averaging 1.8 points in 6.5 minutes...Had two points and a rebound in season-opening win over Notre Dame of Maryland...Scored six points and 12 minutes against Loyola...Scored six points at Fairfield...Had career high eight points, all in the first half, in the Mount's 57-55 win over Merrimack in the MAAC semifinals.

2025-26 Game-by-Game Statistics

Opponent	Date	MIN	FG-A	3FG-A	FT-A	O-R-D	PF	AST	TO	BLK	STL	PTS
at West Virginia	11-4	22	0-2	0-2	0-0	0-2-2	3	1	1	0	1	0
BUCKNELL	11-7	12	0-4	0-4	0-0	0-1-1	1	0	0	0	0	0
at Saint Francis U	11-11	23	5-8	5-8	0-0	0-3-3	0	0	1	0	0	15
at Cincinnati	11-16	7	0-2	0-2	0-0	0-0-0	0	0	1	0	0	0
at Maryland	11-19	8	0-1	0-1	0-0	0-2-2	1	1	0	0	0	0
at Western Michigan	11-23	10	4-6	3-5	0-0	0-0-0	0	0	0	0	1	11
at Ohio State	11-25	25	1-5	0-4	0-0	0-0-0	2	0	1	0	0	2
HOWARD	11-29	11	2-4	2-4	0-0	0-2-2	0	1	0	0	0	6
SACRED HEART	12-3	3	0-0	0-0	0-0	0-0-0	0	0	0	0	0	0
at Marist	12-5	3	0-0	0-0	0-0	0-0-0	0	0	1	0	0	0
at Loyola	12-13	DNP	Coaches Decision									
at Drexel	12-19	DNP	Coaches Decision									
PENN ST. BRANDYWINE	12-21	15	3-5	3-5	0-0	0-0-0	0	2	0	0	2	9
IONA	12-29	DNP	Coaches Decision									
at Merrimack	1-2	DNP	Coaches Decision									
at Quinnipiac	1-4	DNP	Coaches Decision									
SAINT PETER'S	1-9	DNP	Coaches Decision									
SIENA	1-11	DNP	Coaches Decision									
at Canisius	1-17	DNP	Coaches Decision									
at Niagara	1-19	DNP	Coaches Decision									
QUINNIPAC	1-22	DNP	Coaches Decision									
RIDER	1-24	DNP	Coaches Decision									
at Saint Peter's	1-30	DNP	Coaches Decision									
MANHATTAN	2-1	DNP	Coaches Decision									
MERRIMACK	2-5	8	1-4	0-2	0-0	0-0-0	1	0	0	0	0	2
at Iona	2-7											
at Rider	2-13											
NIAGARA	2-20											
CANISIUS	2-22											
at Sacred Heart	2-27											
at Fairfield	3-1											

CAREER STATISTICS

HAIGH, Patrick

				Field Goals		3-Point		F-Throws		Rebounds				Scoring						
SEASON	TEAM	GP-GS	MIN/AVG	FG-FGA	FG%	3FG-3FGA	3FG%	FT-FTA	FT%	OFF	DEF	TOT	AVG	PF-FO	A	TO	BLK	STL	PTS	AVG
2023-24	MSM	12-0	43/3.6	4-10	.400	4-9	.444	0-0	.000	1	2	3	0.3	2-0	2	1	0	0	12	1.0
2024-25	MSM	19-0	123/6.5	12-45	.267	10-41	.244	0-0	.000	4	5	9	0.5	10-0	3	5	2	1	34	1.8
2025-26	MSM	12-0	146/12.2	16-41	.390	13-37	.351	0-0	.000	0	10	10	0.8	8-0	5	5	0	4	45	3.8
TOTAL		43-0	313/7.3	32-96	.333	27-87	.310	0-0	.000	5	17	22	0.5	20-0	10	11	2	5	91	2.1

NCAA TOURNAMENT 1995, 1999, 2008, 2014, 2017, 2021, 2025



Forward | R-Sr. | 6-7 | 225
Greenville, S.C.
Paul M. Dorman | Tulsa



2025-26 SEASON HIGHS

Category	Opponent	Date
Pts. 21	Howard	11-29-25
Reb. 10	Howard	11-29-25
FG 7	vs. two opponents	
FGA 12	vs. two opponents	
3FG 1	at Marist	12-5-25
3FGA 3	at Marist	12-5-25
FT 8	at Saint Peter's 1-30-26	
FTA 10	at Saint Peter's 1-30-26	
Ast. 3	at Saint Francis 11-11-25	
Stl. 3	at Loyola	12-13-25
Blk 2	vs. two opponents	
Min. 34	vs. two opponents	

CAREER HIGHS

Category	Opponent	Date
Pts. 24	vs. two opponents	
Reb. 15	Carlow	11-10-21
FG 11	at William & Mary	1-15-22
FGA 15	at William & Mary	1-15-22
3FG 1	vs. six opponents	
3FGA 3	vs. two opponents	
FT 8	vs. two opponents	
FTA 11	at Missouri St.	11-16-24
Ast. 3	vs. three opponents	
Stl. 4	Charelston	1-22-22
Blk 2	vs. eight opponents	
Min. 41	at William & Mary	1-15-22

MISCELLANEOUS

Category	2025-26 ... Career
10+ points	8 35
20+ points	1 4
5+ rebounds	9 55
10+ rebounds	1 3
2+ three-pointers	0 0
5+ assists	0 0
2+ steals	2 22
2+ blocks	2 8
Double-Doubles	1 2
Leading Scorer	4 4
Leading Rebounder	6 6
Assists Leader	0 0

2025-26 SEASON

♦ Transferred to the Mount from Tulsa...Had four points and two rebounds in Mount debut at West Virginia...Tallied nine points and five rebounds for the Mount vs. Bucknell...Had 12 points, seven rebounds and three assists in win over Saint Francis U...Had 10 points and nine rebounds in overtime loss at Maryland...Tallied season highs of 21 points and 10 rebounds for first double-double as a Mountaineer...Had 16 points and nine rebounds in loss to Sacred Heart...Posted 12 points and nine rebounds in win at Loyola.

CAREER NOTES

♦ Played at Tulsa last season, averaging 4.6 points and 3.2 rebounds in 28 games played...Played his first three seasons at James Madison...Averaged 9.1 points and 5.0 rebounds as a freshman, and followed with 9.7 points and 5.4 boards per game as a sophomore.

2025-26 Game-by-Game Statistics

Opponent	Date	MIN	FG-A	3FG-A	FT-A	0-R-D	PF	AST	TO	BLK	STL	PTS
at West Virginia	11-4	16	1-4	0-0	2-3	0-2-2	4	0	0	0	0	4
BUCKNELL	11-7	20	2-3	0-0	5-8	1-4-5	5	0	3	1	0	9
at Saint Francis U	11-11	29	4-5	0-0	4-8	1-6-7	2	3	1	0	0	12
at Cincinnati	11-16	21	1-5	0-0	1-3	1-3-4	4	0	1	0	0	3
at Maryland	11-19	34	4-8	0-0	2-4	8-1-9	4	0	7	0	0	10
at Western Michigan	11-23	11	1-1	0-0	0-0	0-1-1	1	2	0	0	0	2
at Ohio State	11-25	DNP-Injury										
HOWARD	11-29	34	7-12	0-0	7-9	2-8-10	3	2	3	1	0	21
SACRED HEART	12-3	30	6-8	0-0	4-5	3-6-9	5	1	2	0	1	16
at Marist	12-5	27	3-9	1-3	1-6	4-2-6	3	0	1	2	0	8
at Loyola	12-13	27	5-9	0-0	2-5	4-5-9	2	0	1	0	3	12
at Drexel	12-19	23	1-4	0-2	3-4	2-1-3	5	0	2	0	0	5
PENN ST. BRANDYWINE	12-21	23	6-7	0-0	0-0	0-3-3	1	0	2	1	0	12
IONA	12-29	26	7-12	0-1	0-0	2-2-4	0	0	0	2	2	14
at Merrimack	1-2	20	3-8	0-0	2-4	4-3-7	3	0	3	0	0	8
at Quinnipiac	1-4	23	3-4	0-0	1-2	4-0-4	5	0	1	1	1	7
SAINT PETER'S	1-9	16	0-1	0-0	2-2	0-1-1	1	0	1	1	0	2
SIENA	1-11	24	1-4	0-0	1-2	1-1-2	2	0	0	1	0	3
at Canisius	1-17	9	0-0	0-0	0-0	0-0-0	1	1	1	0	0	0
at Niagara	1-19	19	2-3	0-0	1-2	3-1-4	0	0	3	1	1	5
QUINNIPIAC	1-22	21	3-5	0-0	3-5	2-1-3	2	0	1	1	1	9
RIDER	1-24	14	0-0	0-0	0-0	0-2-2	0	0	0	1	1	0
at Saint Peter's	1-30	24	5-6	0-0	8-10	4-2-6	1	0	1	1	0	18
MANHATTAN	2-1	17	0-4	0-0	2-2	1-1-2	2	0	0	0	0	2
MERRIMACK	2-5	12	1-2	0-0	4-6	1-2-3	1	1	0	0	0	6
at Iona	2-7											
at Rider	2-13											
NIAGARA	2-20											
CANISIUS	2-22											
at Sacred Heart	2-27											
at Fairfield	3-1											

CAREER STATISTICS

AMADI, Justin

				Field Goals		3-Point		F-Throws		Rebounds									Scoring	
SEASON	TEAM	GP-GS	MIN/AVG	FG-FGA	FG%	3FG-3FGA	3FG%	FT-FTA	FT%	OFF	DEF	TOT	AVG	PF-FO	A	TO	BLK	STL	PTS	AVG
2020-21	JMU	20-16	473/23.6	73-105	.695	3-3	1.000	33-57	.579	38	62	100	5.0	48-0	11	15	8	19	182	9.1
2021-22	JMU	29-29	741/25.5	113-176	.642	2-12	.167	52-80	.650	69	87	156	5.4	85-3	22	36	10	38	280	9.7
2022-23	JMU	33-21	606/18.3	65-106	.613	0-1	.000	32-54	.593	50	69	119	3.6	67-1	17	25	14	25	162	4.9
2024-25	Tulsa	28-4	462/16.5	50-86	.581	0-0	.000	30-56	.536	37	53	90	3.2	45-0	5	17	8	13	130	4.6
2025-26	MSM	24-12	518/21.6	66-124	.532	1-6	.167	55-90	.611	48	58	106	4.4	56-4	9	34	15	10	188	7.8
TOTAL FOR MSM		24-12	518/21.6	66-124	.532	1-6	.167	55-90	.611	48	58	106	4.4	56-4	9	34	15	10	188	7.8
TOTAL		134-82	2799/20.9	367-597	.615	6-22	.273	202-337	.599	242	329	571	4.3	301-8	64	127	55	105	942	7.0

NCAA TOURNAMENT 1995, 1999, 2008, 2014, 2017, 2021, 2025



Forward | R-Jr. | 6-10 | 255
London, England | Cushing
Acad. (Mass.) | Santa Clara



2025-26 SEASON HIGHS		
Category	Opponent	Date
Pts. 21	Bucknell	11-7-25
Reb. 10	Saint Peter's	1-9-26
FG 9	vs. three opponents	
FGA 15	at Ohio State	11-25-25
3FG 1	vs. three opponents	
FT 4	Quinnipiac	1-22-26
FTA 7	Merrimack	2-5-26
Ast 3	vs. two opponents	
Stl 2	at Marist	12-5-25
Blk 2	at Saint Peter's	1-30-26
Min. 31	Bucknell	11-7-25

CAREER HIGHS		
Category	Opponent	Date
Pts. 21	Bucknell	11-7-25
Reb. 10	Saint Peter's	1-9-26
FG 9	vs. three opponents	
FGA 15	at Ohio State	11-25-25
3FG 1	vs. three opponents	
FT 4	Quinnipiac	1-22-26
FTA 7	Merrimack	2-5-26
Ast 3	vs. three opponents	
Stl 2	at Marist	12-5-25
Blk 2	at Saint Peter's	1-30-26
Min. 31	Bucknell	11-7-25

MISCELLANEOUS		
Category	2025-26	Career
10+ points	12	12
20+ points	1	1
5+ rebounds	19	19
10+ rebounds	1	1
2+ three-pointers	0	0
5+ assists	0	0
2+ steals	1	1
2+ blocks	1	1
Double-Doubles	0	0
Leading Scorer	5	5
Leading Rebounder	8	8
Assists Leader	2	2

2025-26 SEASON

♦ In his first season with the Mountaineers after transferring from Santa Clara...Tallied eight points and four rebounds in the Mount's season opener at WVU...Had game-high 21 points and eight rebounds against Bucknell...Had 13 points and five rebounds at Western Michigan...Led the Mount with 19 points and eight rebounds at Ohio State...Had 14 points and nine boards in home win over Howard...Scored game-high 18 points on 9-of-12 shooting in win over Iona...Led the Mount with 18 points in home loss to Quinnipiac...Led the Mount with 14 points in win over Manhattan...Had 12 points and seven boards in loss to Merrimack.

CAREER NOTES

♦ Played first two seasons at Santa Clara, scoring 23 points in 72 minutes of action over the two years...Played in three games last year, averaging 2.0 points and 1.0 rebounds.

2025-26 Game-by-Game Statistics

Opponent	Date	MIN	FG-A	3FG-A	FT-A	O-R-D	PF	AST	TO	BLK	STL	PTS
at West Virginia	11-4	21	4-8	0-0	0-1	1-3-4	5	0	2	1	0	8
BUCKNELL	11-7	31	9-12	0-0	3-5	3-5-8	4	1	3	0	0	21
at Saint Francis U	11-11	24	2-4	0-0	2-3	0-6-6	2	3	2	0	0	6
at Cincinnati	11-16	25	4-10	0-1	1-3	2-4-6	0	1	3	0	0	9
at Maryland	11-19	29	4-7	0-0	0-0	1-5-6	2	2	3	0	1	8
at Western Michigan	11-23	28	6-9	0-0	1-2	2-3-5	2	2	5	1	0	13
at Ohio State	11-25	28	9-15	0-1	1-4	4-4-8	3	2	1	0	1	19
HOWARD	11-29	30	6-8	0-0	2-3	2-7-9	1	1	2	1	1	14
SACRED HEART	12-3	22	3-6	0-0	0-1	0-1-1	3	1	2	0	0	6
at Marist	12-5	23	3-7	0-1	1-2	1-5-6	3	0	4	0	2	7
at Loyola	12-13	18	3-6	0-0	1-2	2-3-5	1	0	1	1	0	7
at Drexel	12-19	DNP-Injury										
PENN ST. BRANDYWINE	12-21	DNP-Injury										
IONA	12-29	27	9-12	0-0	0-2	2-3-5	3	1	0	0	1	18
at Merrimack	1-2	25	5-8	0-0	0-0	1-5-6	2	1	2	1	0	10
at Quinnipiac	1-4	26	7-10	0-0	0-0	2-3-5	1	2	4	1	0	14
SAINT PETER'S	1-9	24	2-5	0-0	3-4	3-7-10	1	0	3	1	0	7
SIENA	1-11	25	4-5	0-0	0-2	1-5-6	2	1	1	1	1	8
at Canisius	1-17	24	5-7	0-0	0-1	2-5-7	0	0	1	1	1	10
at Niagara	1-19	24	5-7	0-0	2-6	2-4-6	1	1	1	0	1	12
QUINNIPAC	1-22	27	7-13	0-0	4-6	0-5-5	2	2	2	0	0	18
RIDER	1-24	25	1-2	0-0	1-1	0-6-6	2	0	1	1	0	3
at Saint Peter's	1-30	25	3-5	0-0	1-5	1-6-7	3	0	2	2	0	7
MANHATTAN	2-1	23	7-11	0-0	0-1	1-1-2	3	0	2	0	0	14
MERRIMACK	2-5	24	6-9	0-0	0-7	3-4-7	2	3	2	0	0	12
at Iona	2-7											
at Rider	2-13											
NIAGARA	2-20											
CANISIUS	2-22											
at Sacred Heart	2-27											
at Fairfield	3-1											

CAREER STATISTICS

McELDON, Luke

				Field Goals		3-Point		F-Throws		Rebounds									Scoring	
SEASON	TEAM	GP-GS	MIN/AVG	FG-FGA	FG%	3FG-3FGA	3FG%	FT-FTA	FT%	OFF	DEF	TOT	AVG	PF-FO	A	TO	BLK	STL	PTS	AVG
2023-24	SCU	11-0	63/5.8	7-13	.538	0-0	.000	3-5	.600	12	5	17	1.5	7-0	5	7	3	2	17	1.5
2024-25	SCU	3-0	9/2.9	3-3	1.000	0-0	.000	0-0	.000	2	1	3	1.0	5-0	0	3	0	0	6	2.0
2025-26	MSM	23-23	579/25.2	114-186	.613	0-4	.000	23-61	.377	36	100	136	5.9	48-1	24	49	12	9	251	10.9
TOTAL FOR MSM		23-23	579/25.2	114-186	.613	0-4	.000	23-61	.377	36	100	136	5.9	48-1	24	49	12	9	251	10.9
TOTAL		37-23	651/17.6	124-202	.614	0-4	.000	26-66	.394	50	106	156	4.2	60-1	29	59	15	11	274	7.4

NCAA TOURNAMENT 1995, 1999, 2008, 2014, 2017, 2021, 2025



Guard | So. | 6-1 | 175
Waldorf, Md.
St. Mary's Ryken



2025-26 SEASON HIGHS

Category	Opponent	Date
Pts.		
Reb. 1	PSU Brandywine	12-21-25
FG		
FGA 1	PSU Brandywine	12-21-25
FG		
3FGA 1	PSU Brandywine	12-21-25
FT		
FTA		
Ast.		
Stl.		
Blk.		
Min. 3	PSU Brandywine	12-21-25

CAREER HIGHS

Category	Opponent	Date
Pts.		
Reb. 1	PSU Brandywine	12-21-25
FG		
FGA 1	PSU Brandywine	12-21-25
3FG		
3FGA 1	PSU Brandywine	12-21-25
FT		
FTA		
Ast.		
Stl.		
Blk.		
Min. 3	PSU Brandywine	12-21-25

MISCELLANEOUS

Category	2025-26 ... Career
10+ points	0
20+ points	0
5+ rebounds	0
10+ rebounds	0
2+ three-pointers	0
5+ assists.....	0
2+ steals	0
2+ blocks.....	0
Double-Doubles	0
Leading Scorer	0
Leading Rebounder.....	0
Assists Leader.....	0

2025-26 SEASON

♦ In his first season as a walk-on with the Mountaineers...
Made collegiate debut at Western Michigan.

CAREER NOTES

♦ Played at St. Mary's Ryken in High School, earning honorable
mention All-WCAC honors as a senior.

2025-26 Game-by-Game Statistics

Opponent	Date	MIN	FG-A	3FG-A	FT-A	O-R-D	PF	AST	TO	BLK	STL	PTS
at West Virginia	11-4	DNP	Coaches Decision									
BUCKNELL	11-7	DNP	Coaches Decision									
at Saint Francis U	11-11	DNP	Coaches Decision									
at Cincinnati	11-16	DNP	Coaches Decision									
at Maryland	11-19	DNP	Coaches Decision									
at Western Michigan	11-23	1	0-0	0-0	0-0	0-0-0	0	0	0	0	0	0
at Ohio State	11-25	1	0-0	0-0	0-0	0-0-0	0	0	0	0	0	0
HOWARD	11-29	DNP	Coaches Decision									
SACRED HEART	12-3	DNP	Coaches Decision									
at Marist	12-5	DNP	Coaches Decision									
at Loyola	12-13	DNP	Coaches Decision									
at Drexel	12-19	DNP	Coaches Decision									
PENN ST. BRANDYWINE	12-21	3	0-1	0-1	0-0	0-1-1	0	0	0	0	0	0
IONA	12-29	DNP	Coaches Decision									
at Merrimack	1-2	DNP	Coaches Decision									
at Quinnipiac	1-4	DNP	Coaches Decision									
SAINT PETER'S	1-9	DNP	Coaches Decision									
SIENA	1-11	DNP	Coaches Decision									
at Canisius	1-17	DNP	Coaches Decision									
at Niagara	1-19	DNP	Coaches Decision									
QUINNIPIAC	1-22	DNP	Coaches Decision									
RIDER	1-24	DNP	Coaches Decision									
at Saint Peter's	1-30	DNP	Injury									
MANHATTAN	2-1	DNP	Injury									
MERRIMACK	2-5	DNP	Coaches Decision									
at Iona	2-7											
at Rider	2-13											
NIAGARA	2-20											
CANISIUS	2-22											
at Sacred Heart	2-27											
at Fairfield	3-1											

CAREER STATISTICS

ROGERS, Noah

				Field Goals		3-Point		F-Throws		Rebounds									Scoring	
SEASON	TEAM	GP-GS	MIN/AVG	FG-FGA	FG%	3FG-3FGA	3FG%	FT-FTA	FT%	OFF	DEF	TOT	AVG	PF-FO	A	TO	BLK	STL	PTS	AVG
2025-26	MSM	3-0	4/1.3	0-1	.000	0-1	.000	0-0	.000	0	1	1	0.3	0-0	0	0	0	0	0	0.0
TOTAL		3-0	4/1.3	0-1	.000	0-1	.000	0-0	.000	0	1	1	0.3	0-0	0	0	0	0	0	0.0

NCAA TOURNAMENT 1995, 1999, 2008, 2014, 2017, 2021, 2025



Forward | Fr. | 7-0 | 220
Dakar, Senegal
NBA Academy Africa



2025-26 SEASON HIGHS		
Category	Opponent	Date
Pts. 4	vs. four opponents	
Reb. 9	Merrimack	2-5-26
FG 2	at Loyola	12-13-25
FGA 4	at Merrimack	1-2-26
3FG		
3FGA		
FT 3	at Canisius	1-17-26
FTA 5	at Canisius	1-17-26
Ast. 1	at Loyola	12-13-25
Stl. 2	Iona	12-29-25
Blk 2	vs. four opponents	
Min. 16	at Drexel	12-19-25

CAREER HIGHS		
Category	Opponent	Date
Pts. 4	vs. four opponents	
Reb. 9	Merrimack	2-5-26
FG 2	at Loyola	12-13-25
FGA 4	at Merrimack	1-2-26
3FG		
3FGA		
FT 3	at Canisius	1-17-26
FTA 5	at Canisius	1-17-26
Ast. 1	at Loyola	12-13-25
Stl. 2	Iona	12-29-25
Blk 2	vs. four opponents	
Min. 16	at Drexel	12-19-25

MISCELLANEOUS	
Category.....	2025-26 ... Career
10+ points	0.....0
20+ points	0.....0
5+ rebounds	5.....5
10+ rebounds	0.....0
2+ three-pointers	0.....0
5+ assists.....	0.....0
2+ steals	1.....1
2+ blocks.....	4.....4
Double-Doubles	0.....0
Leading Scorer	0.....0
Leading Rebounder.....	1.....1
Assists Leader.....	0.....0

2025-26 SEASON

♦ In his first season with the Mountaineers...Made collegiate debut at West Virginia, posting two points and a rebound in six minutes...Scored four points at Ohio State...Had four rebounds in win over Howard...Had four points and three rebounds against Sacred Heart...Had four points and five boards in win at Loyola...Grabbed six rebounds in win over Rider...Grabbed six points while adding three points in Manhattan victory...Pulled down career-high nine rebounds in loss to Merrimack.

CAREER NOTES

♦ Spent last year at the NBA Academy Africa.

2025-26 Game-by-Game Statistics

Opponent	Date	MIN	FG-A	3FG-A	FT-A	O-R-D	PF	AST	TO	BLK	STL	PTS
at West Virginia	11-4	6	1-2	0-0	0-0	0-1-1	1	0	1	0	0	2
BUCKNELL	11-7	4	0-0	0-0	0-0	0-0-0	1	0	0	0	0	0
at Saint Francis U	11-11	4	0-0	0-0	0-0	0-1-1	0	0	0	1	0	0
at Cincinnati	11-16	7	1-1	0-0	0-0	0-1-1	2	0	1	1	0	2
at Maryland	11-19	6	1-1	0-0	0-0	0-1-1	1	0	1	2	0	2
at Western Michigan	11-23	3	0-0	0-0	0-0	0-0-0	2	0	1	0	0	0
at Ohio State	11-25	12	1-1	0-0	2-2	1-0-1	3	0	1	0	0	4
HOWARD	11-29	10	1-1	0-0	0-0	0-4-4	2	0	1	1	0	2
SACRED HEART	12-3	8	1-1	0-0	2-2	1-2-3	1	0	0	1	0	4
at Marist	12-5	8	0-3	0-0	1-2	0-1-1	0	0	0	1	0	1
at Loyola	12-13	11	2-2	0-0	0-0	1-4-5	2	1	2	2	0	4
at Drexel	12-19	16	0-1	0-0	2-4	2-2-4	0	0	1	1	0	2
PENN ST. BRANDYWINE	12-21	DNP-Injury										
IONA	12-29	6	0-1	0-0	0-0	0-1-1	1	0	4	0	2	0
at Merrimack	1-2	8	1-4	0-0	0-0	2-2-4	4	0	0	0	0	2
at Quinnipiac	1-4	8	0-0	0-0	1-2	1-1-2	1	0	1	0	1	1
SAINT PETER'S	1-9	12	1-2	0-0	1-2	1-3-4	3	0	0	1	0	3
SIENA	1-11	7	0-0	0-0	0-0	0-0-0	2	0	1	0	0	0
at Canisius	1-17	15	0-0	0-0	3-5	0-5-5	3	0	2	0	0	3
at Niagara	1-19	8	0-0	0-0	0-0	0-1-1	2	0	1	2	0	0
QUINNIPAC	1-22	6	0-1	0-0	0-0	0-3-3	2	0	1	2	0	0
RIDER	1-24	13	1-2	0-0	2-2	3-3-6	1	0	0	0	0	4
at Saint Peter's	1-30	10	0-1	0-0	0-0	1-1-2	0	0	0	0	0	0
MANHATTAN	2-1	9	1-2	0-0	1-1	2-4-6	0	0	0	0	0	3
MERRIMACK	2-5	12	1-3	0-0	1-2	4-5-9	2	1	0	1	0	3
at Iona	2-7											
at Rider	2-13											
NIAGARA	2-20											
CANISIUS	2-22											
at Sacred Heart	2-27											
at Fairfield	3-1											

CAREER STATISTICS

DIOP, Yakhya

				Field Goals		3-Point		F-Throws		Rebounds									Scoring	
SEASON	TEAM	GP-GS	MIN/AVG	FG-FGA	FG%	3FG-3FGA	3FG%	FT-FTA	FT%	OFF	DEF	TOT	AVG	PF-FO	A	TO	BLK	STL	PTS	AVG
2025-26	MSM	24-0	206/8.6	13-29	.448	0-0	.000	16-24	.667	19	46	65	2.7	36-0	2	19	16	3	42	1.8
TOTAL		24-0	206/8.6	13-29	.448	0-0	.000	16-24	.667	19	46	65	2.7	36-0	2	19	16	3	42	1.8

NCAA TOURNAMENT 1995, 1999, 2008, 2014, 2017, 2021, 2025

ANTHONY ARRINGTON, JR.

30

Guard | R-Jr. | 6-2 | 190
Atlanta, Ga. | The Galloway
School | Wofford



2025-26 SEASON HIGHS		
Category	Opponent	Date
Pts. 10	vs. two opponents	
Reb. 5	Manhattan	2-1-26
FG 4	vs. five opponents	
FGA 13	PSU Brandywine	12-21-25
3FG 2	vs. two opponents	
3FGA 8	PSU Brandywine	12-21-25
FT 2	at Loyola	12-13-25
FTA 3	vs. two opponents	
Ast. 2	vs. five opponents	
Stl. 2	vs. three opponents	
Blk. 1	at Loyola	12-13-25
Min. 23	vs. three opponents	

CAREER HIGHS		
Category	Opponent	Date
Pts. 15	Samford	2/28/24
Reb. 10	Erskine	11/4/24
FG 5	at The Citadel	1/13/24
FGA 13	PSU Brandywine	12-21-25
3FGM 3	vs. three opponents	
3FGA 9	Erskine	11/4/24
FT 5	Samford	2/28/24
FTA 8	Samford	2/28/24
Ast. 8	Erskine	11/4/24
Stl. 3	vs. three opponents	
Blk. 2	ETSU	1/17/24
Min. 30	Furman	1/27/24

MISCELLANEOUS	
Category	2025-26 ... Career
10+ points	2 10
20+ points	0 0
5+ rebounds	1 9
10+ rebounds	0 1
2+ three-pointers	2 18
5+ assists.....	0 1
2+ steals	3 9
2+ blocks.....	0 0
Double-Doubles	0 0
Leading Scorer	0 0
Leading Rebounder.....	0 0
Assists Leader.....	1 1

2025-26 SEASON

♦ In his first season with the Mountaineers after playing at Wofford his first three years...Made season debut at Loyola after missing first 10 games due to injury...Recorded eight points, three rebounds, two assists and two steals in 18 minutes in the win over the Greyhounds...Had eight points at Drexel...Had nine points in win over Penn State Brandywine...Had 10 points in win over Iona...Had nine points and five rebounds in win over Manhattan.

CAREER NOTES

♦ Last year at Wofford, appeared in 29 games, averaging 4.0 points and 2.3 rebounds...Added 47 assists, 16 steals and a pair of blocks...Had eight points, a career-high 10 rebounds and eight assists in win over Erskine...Tallied 11 points against Gardner-Webb...Had season-high 12 points against Kentucky Christian...Had 10 points and eight boards at Furman.

2025-26 Game-by-Game Statistics

Opponent	Date	MIN	FG-A	3FG-A	FT-A	0-R-D	PF	AST	TO	BLK	STL	PTS
at West Virginia	11-4	DNP-Injury										
BUCKNELL	11-7	DNP-Injury										
at Saint Francis U	11-11	DNP-Injury										
at Cincinnati	11-16	DNP-Injury										
at Maryland	11-19	DNP-Injury										
at Western Michigan	11-23	DNP-Injury										
at Ohio State	11-25	DNP-Injury										
HOWARD	11-29	DNP-Injury										
SACRED HEART	12-3	DNP-Injury										
at Marist	12-5	DNP-Injury										
at Loyola	12-13	18	3-8	0-4	2-3	0-3-3	3	2	1	1	2	8
at Drexel	12-19	23	4-7	0-1	0-0	0-2-2	4	1	4	0	2	8
PENN ST. BRANDYWINE	12-21	23	4-13	1-8	0-2	0-3-3	0	2	0	0	1	9
IONA	12-29	20	4-7	1-2	1-3	1-1-2	2	1	2	0	0	10
at Merrimack	1-2	12	0-4	0-3	0-0	0-0-0	1	1	1	0	0	0
at Quinnipiac	1-4	20	3-11	2-5	0-0	0-1-1	1	2	2	0	1	8
SAINT PETER'S	1-9	20	1-6	0-2	0-2	1-2-3	2	1	0	0	0	2
SIENA	1-11	22	2-6	1-3	0-0	1-1-2	3	0	3	0	1	5
at Canisius	1-17	23	2-7	0-1	0-1	0-3-3	2	1	0	0	2	4
at Niagara	1-19	22	4-7	2-3	0-0	0-1-1	3	0	0	0	0	10
QUINNIPAC	1-22	16	2-7	0-1	0-0	0-0-0	3	2	2	0	1	4
RIDER	1-24	14	1-4	0-2	1-2	0-1-1	2	1	2	0	0	3
at Saint Peter's	1-30	21	2-7	1-4	0-0	1-2-3	3	1	4	0	0	5
MANHATTAN	2-1	19	4-10	1-4	0-0	3-2-5	2	2	2	0	1	9
MERRIMACK	2-5	21	2-8	0-2	0-0	1-2-3	2	1	1	0	0	4
at Iona	2-7											
at Rider	2-13											
NIAGARA	2-20											
CANISIUS	2-22											
at Sacred Heart	2-27											
at Fairfield	3-1											

CAREER STATISTICS

ARRINGTON, JR., Anthony

				Field Goals		3-Point		F-Throws		Rebounds										Scoring	
SEASON	TEAM	GP-GS	MIN/AVG	FG-FGA	FG%	3FG-3FGA	3FG%	FT-FTA	FT%	OFF	DEF	TOT	AVG	PF-FO	A	TO	BLK	STL	PTS	AVG	
2022-23	WOF	2-0	11/5.4	2-4	.500	1-3	.333	0-0	.000	0	1	1	0.5	2-0	1	0	0	1	5	2.5	
2023-24	WOF	23-4	415/18.1	45-99	.455	26-64	.406	9-14	.643	21	40	61	2.7	24-0	17	12	3	13	125	5.4	
2024-25	WOF	29-0	453/15.6	43-132	.326	23-86	.267	8-12	.667	36	30	66	2.3	47-1	30	19	2	16	117	4.0	
2025-26	MSM	15-0	295/19.6	38-112	.339	9-45	.200	4-13	.308	8	24	32	2.1	33-0	18	24	1	11	89	5.9	
TOTAL FOR MSM		15-0	295/19.6	38-112	.339	9-45	.200	4-13	.308	8	24	32	2.1	33-0	18	24	1	11	89	5.9	
TOTAL		69-4	1174/17.0	128-347	.369	59-198	.298	21-39	.538	65	95	160	2.3	106-1	66	55	6	41	336	4.9	

NCAA TOURNAMENT 1995, 1999, 2008, 2014, 2017, 2021, 2025



Guard | Gr. | 6-2 | 195
Washington, D.C. | St. Stephen's & St. Agnes | Radford



2025-26 SEASON

♦ Recorded eight points, nine rebounds, five assists and four steals in season opener at West Virginia...Scored 16 points with six rebounds and four assists against Bucknell...Led the Mount with 14 points, eight rebounds and four assists in loss to Cincinnati...Scored career-best 17 points while adding six rebounds and five assists in the Mount's overtime loss at Maryland...Had 10 points, six assists, three rebounds and three steals in loss to Sacred Heart...Recorded 12 points, five rebounds, five steals and four assists in loss at Marist...Finished with 16 points in win at Loyola...Had 16 points and six boards in loss at Drexel...Had 11 points, five rebounds and five assists in loss at Quinnipiac...Scored 18 points, hitting 12-of-12 at the foul line, in the Mount's 70-65 win over Saint Peter's...Scored career-high 20 points, shooting 7-of-8 from the field and 4-of-5 from three-point range, in win over Rider...Had nine assists in win over Manhattan.

CAREER NOTES

♦ Started all 36 games, averaging 6.8 points, 4.3 assists and 4.2 rebounds in a team-high 33.5 minutes per game...Scored in double figures 10 times...Had 10 points and a career-high 13 assists in the Mount's win over Sacred Heart, posting first career double-double...Had nine assists in loss at Siena...Tallied 10 points, seven assists and six boards in overtime loss to Iona.

2024-25 SEASON HIGHS

Category	Opponent	Date
Pts.	20 Rider	1-24-26
Reb.	9 vs. two opponents	
FG	7 Rider	1-24-26
FGA	10 Bucknell	11-7-25
3FG	4 vs. two opponents	
3FGA	7 Bucknell	11-7-25
FT	12 Saint Peter's	1-9-26
FTA	12 Saint Peter's	1-9-26
Ast.	9 Manhattan	2-1-26
Stl.	5 at Marist	12-5-25
Blk.	1 at W. Michigan	11-23-25
Min.	39 at Maryland	11-19-25

CAREER HIGHS

Category	Opponent	Date
Pts.	20 Rider	1-24-26
Reb.	9 vs. four opponents	
FG	7 Rider	1-24-26
FGA	10 Bucknell	11-7-25
3FG	4 vs. two opponents	
3FGA	7 vs. two opponents	
FT	12 Saint Peter's	1-9-26
FTA	12 Saint Peter's	1-9-26
Ast.	13 Sacred Heart	1-12-25
Stl.	5 vs. two opponents	
Blk.	1 vs. 11 opponents	
Min.	39 vs. two opponents	

MISCELLANEOUS

Category	2025-26 ... Career
10+ points.....	1130
20+ points.....	11
5+ rebounds.....	1238
10+ rebounds.....	00
2+ three-pointers.....	621
5+ assists.....	1029
2+ steals.....	621
2+ blocks.....	00
Double-Doubles.....	01
Leading Scorer.....	56
Leading Rebounder.....	813
Assists Leader.....	1336

2025-26 Game-by-Game Statistics

Opponent	Date	MIN	FG-A	3FG-A	FT-A	0-R-D	PF	AST	TO	BLK	STL	PTS
at West Virginia	11-4	38	1-3	0-1	6-7	0-9-9	1	5	6	0	4	8
BUCKNELL	11-7	37	5-10	3-7	3-3	2-4-6	1	4	4	0	0	16
at Saint Francis U	11-11	32	2-7	1-6	0-0	1-1-2	3	4	2	0	1	5
at Cincinnati	11-16	35	5-8	3-6	1-2	1-7-8	3	4	4	0	0	14
at Maryland	11-19	39	5-8	4-6	3-4	1-5-6	2	5	3	0	0	17
at Western Michigan	11-23	36	0-3	0-2	2-2	0-7-7	0	7	5	1	0	2
at Ohio State	11-25	31	1-5	1-4	1-2	0-2-2	3	3	3	0	1	4
HOWARD	11-29	35	4-9	1-3	0-0	0-3-3	2	6	2	0	2	9
SACRED HEART	12-3	33	4-8	1-4	1-1	2-2-4	1	6	0	0	3	10
at Marist	12-5	34	3-7	3-6	3-3	0-5-5	3	4	3	0	5	12
at Loyola	12-13	30	3-3	2-2	8-9	0-3-3	3	3	2	0	2	16
at Drexel	12-19	35	4-5	1-2	7-7	2-4-6	1	3	5	0	1	16
PENN ST. BRANDYWINE	12-21	DNP-Injury										
IONA	12-29	32	1-6	1-4	2-2	0-9-9	3	2	2	0	2	5
at Merrimack	1-2	31	2-6	0-3	1-1	0-2-2	3	1	0	0	0	5
at Quinnipiac	1-4	33	2-9	1-4	6-6	2-3-5	1	5	1	0	1	11
SAINT PETER'S	1-9	33	3-9	0-3	12-12	2-2-4	3	5	4	0	0	18
SIENA	1-11	31	0-7	0-6	7-8	3-5-8	1	1	3	0	1	7
at Canisius	1-17	25	0-5	0-4	4-4	0-3-3	2	6	5	0	0	4
at Niagara	1-19	29	2-6	1-3	6-6	0-5-5	0	5	1	0	1	11
QUINNIPAC	1-22	30	0-1	0-1	2-2	0-5-5	2	2	3	0	1	2
RIDER	1-24	32	7-8	4-5	2-4	0-0-0	2	0	3	0	0	20
at Saint Peter's	1-30	35	3-7	2-5	3-4	0-3-3	2	3	1	0	1	11
MANHATTAN	2-1	31	1-4	1-3	4-4	2-4-6	2	9	1	0	3	7
MERRIMACK	2-5	30	0-5	0-1	2-2	0-2-2	2	3	3	0	1	2
at Iona	2-7											
at Rider	2-13											
NIAGARA	2-20											
CANISIUS	2-22											
at Sacred Heart	2-27											
at Fairfield	3-1											

CAREER STATISTICS

LIPSCOMB, Xavier

				Field Goals		3-Point		F-Throws		Rebounds									Scoring	
SEASON	TEAM	GP-GS	MIN/AVG	FG-FGA	FG%	3FG-3FGA	3FG%	FT-FTA	FT%	OFF	DEF	TOT	AVG	PF-FO	A	TO	BLK	STL	PTS	AVG
2020-21	Rad	27-17	665/24.6	50-120	.417	19-48	.396	60-74	.811	4	79	83	3.1	49-0	44	60	2	12	179	6.6
2021-22	Rad	20-8	271/13.5	17-54	.315	6-21	.286	6-10	.600	4	25	29	1.5	17-0	34	26	1	9	46	2.3
2022-23	MSM	32-6	601/18.8	41-100	.410	18-39	.462	28-33	.848	4	78	82	2.6	41-0	43	35	2	24	128	4.0
2023-24	MSM	2-2	47/23.7	4-9	.444	2-5	.400	0-0	.000	3	6	9	4.5	3-0	8	4	0	2	10	5.0
2024-25	MSM	36-36	1207/33.5	67-190	.353	36-106	.340	75-101	.743	17	134	151	4.2	72-0	156	78	5	31	245	6.8
2025-26	MSM	24-24	787/32.8	58-149	.389	30-91	.330	86-95	.905	18	95	113	4.7	46-1	96	66	1	30	232	9.7
TOTAL FOR MSM		94-68	2642/28.1	170-448	.379	86-241	.357	189-229	.825	42	313	355	3.8	162-1	303	183	8	87	615	6.5
TOTAL		141-93	3579/25.4	237-622	.381	111-310	.358	255-313	.815	50	417	467	3.3	228-1	381	269	11	108	840	6.0

NCAA TOURNAMENT 1995, 1999, 2008, 2014, 2017, 2021, 2025

2025-26 OVERALL STATISTICS



2025-26 Mount St. Mary's Men's Basketball Combined Team Statistics All games

Page 1/1
as of Feb 06, 2026

Game Records

Record	Overall	Home	Away	Neutral
ALL GAMES	10-15	6-5	4-10	0-0
CONFERENCE	6-8	4-4	2-4	0-0
NON-CONFERENCE	4-7	2-1	2-6	0-0

Score by Periods

Team	1st	2nd	OT	TOT
Mount St. Mary's	831	846	13	1690
Opponents	888	910	18	1816

Team Box Score

No. Player					Total		3-Point		F-Throw		Rebounds											
		GP-GS	MIN	AVG	FG-FGA	FG%	3FG-3FGA	3FG%	FT-FTA	FT%	OFF	DEF	TOT	AVG	PF	DQ	A	TO	BLK	STL	PTS	AVG
2	KEYES, Arlandus	23-18	649:21	28.2	91-241	.378	64-174	.368	23-36	.639	13	62	75	3.3	71	4	65	52	12	27	269	11.7
5	DEVEAUX, Trey	22-15	593:07	27.0	83-194	.428	21-62	.339	57-78	.731	48	50	98	4.5	45	1	21	36	7	13	244	11.1
21	MCELDON, Luke	23-23	578:53	25.2	114-186	.613	0-4	.000	23-61	.377	36	100	136	5.9	48	1	24	49	12	9	251	10.9
45	LIPSCOMB, Xavier	24-24	786:41	32.8	58-149	.389	30-91	.330	86-95	.905	18	95	113	4.7	46	1	96	66	1	30	232	9.7
11	AMADI, Justin	24-12	517:36	21.6	66-124	.532	1-6	.167	55-90	.611	48	58	106	4.4	56	4	9	34	15	10	188	7.8
9	KHADRE KEBÉ, Abdou	16-9	337:01	21.1	43-105	.410	15-56	.268	23-33	.697	18	62	80	5.0	32	1	16	20	9	14	124	7.8
30	ARRINGTON, JR., Anthony	15-0	294:45	19.6	38-112	.339	9-45	.200	4-13	.308	8	24	32	2.1	33	0	18	24	1	11	89	5.9
4	SO, Mason	25-16	515:05	20.6	39-90	.433	21-55	.382	15-19	.789	7	59	66	2.6	42	3	66	52	3	15	114	4.6
1	ROZAKEAS, Anastasios	21-8	328:51	15.7	28-86	.326	21-64	.328	5-6	.833	9	38	47	2.2	27	0	12	14	0	9	82	3.9
10	HAIGH, Patrick	12-0	146:08	12.2	16-41	.390	13-37	.351	0-0	.000	0	10	10	0.8	8	0	5	5	0	4	45	3.8
23	DIOP, Yakhya	24-0	205:47	8.6	13-29	.448	0-0	.000	16-24	.667	19	46	65	2.7	36	0	2	19	16	3	42	1.8
7	ESPINOSA, Elijah	10-0	56:45	5.7	2-6	.333	0-0	.000	5-11	.455	4	8	12	1.2	6	0	5	4	2	1	9	0.9
3	MILLER IV, John	3-0	11:08	3.7	0-3	.000	0-3	.000	1-2	.500	1	0	1	0.3	0	0	0	2	0	0	1	0.3
22	ROGERS, Noah	3-0	03:53	1.3	0-1	.000	0-1	.000	0-0	.000	0	1	1	0.3	0	0	0	0	0	0	0	0.0
Team											32	41	73					15				
Total		25	5025		591-1367	.432	195-598	.326	313-468	.669	261	654	915	36.6	450	15	339	392	78	146	1690	67.6
Opponents		25	5025		594-1460	.407	225-659	.341	403-535	.753	270	577	847	33.9	401	7	318	276	67	224	1816	72.6

Team Statistics

	MSM	OPP
Scoring	1690	1816
Points per game	67.6	72.6
Scoring margin	-5.0	-
Field goals-att	591-1367	594-1460
Field goal pct	.432	.407
3 point fg-att	195-598	225-659
3-point FG pct	.326	.341
3-pt FG made per game	7.8	9.0
Free throws-att	313-468	403-535
Free throw pct	.669	.753
F-Throws made per game	12.5	16.1
Rebounds	915	847
Rebounds per game	36.6	33.9
Rebounding margin	+2.7	-
Assists	339	318
Assists per game	13.6	12.7
Turnovers	392	276
Turnovers per game	15.7	11.0
Turnover margin	-4.6	-
Assist/turnover ratio	0.9	1.2
Steals	146	224
Steals per game	5.8	9.0
Blocks	78	67
Blocks per game	3.1	2.7
Winning streak	0	-
Home win streak	0	-
Attendance	22050	50216
Home games-Avg/Game	11-2005	14-3587
Neutral site-Avg/Game	-	0-0

Team Results

Date	Opponent		Score	Att.
11/04/2025	at West Virginia	L	54-70	10081
11/07/2025	Bucknell	L	62-73	2821
11/11/2025	at Saint Francis	W	74-66	827
11/16/2025	at Cincinnati	L	55-72	9007
11/19/2025	at Maryland	Lot	90-95	10318
11/23/2025	at Western Mich.	L	60-83	1284
11/25/2025	at Ohio St.	L	60-113	10140
11/29/2025	Howard	W	79-75	1407
12/03/2025	Sacred Heart	L	80-87	1782
12/05/2025	at Marist	L	56-64	1759
12/13/2025	at Loyola Maryland	W	81-73	842
12/19/2025	at Drexel	L	67-75	748
12/21/2025	Penn St. Brandywine	W	73-42	1260
12/29/2025	Iona	W	66-59	2176
01/02/2026	at Merrimack	L	65-75	1542
01/04/2026	at Quinnipiac	L	69-80	1513
01/09/2026	Saint Peter's	W	70-65	1690
01/11/2026	Siena	L	50-67	2001
01/17/2026	at Canisius	W	78-68	591
01/19/2026	at Niagara	W	68-58	552
01/22/2026	Quinnipiac	L	62-77	1984
01/24/2026	Rider	W	71-61	2567
01/30/2026	at Saint Peter's	L	58-66	1012
02/01/2026	Manhattan	W	72-65	2725
02/05/2026	Merrimack	L	70-87	1637

2025-26 MAAC STATISTICS



2025-26 Mount St. Mary's Men's Basketball Combined Team Statistics In Conference games

Page 1/1
as of Feb 06, 2026

Game Records

Record	Overall	Home	Away	Neutral
ALL GAMES	6-8	4-4	2-4	0-0
CONFERENCE	6-8	4-4	2-4	0-0
NON-CONFERENCE	0-0	0-0	0-0	0-0

Score by Periods

Team	1st	2nd	OT	TOT
Mount St. Mary's	446	489	0	935
Opponents	477	502	0	979

Team Box Score

No. Player					Total		3-Point		F-Throw		Rebounds											
		GP-GS	MIN	AVG	FG-FGA	FG%	3FG-3FGA	3FG%	FT-FTA	FT%	OFF	DEF	TOT	AVG	PF	DQ	A	TO	BLK	STL	PTS	AVG
2	KEYES, Arlandus	14-13	399:50	28.6	55-138	.399	35-99	.354	19-28	.679	11	37	48	3.4	44	3	37	31	5	20	164	11.7
5	DEVEAUX, Trey	13-9	334:27	25.7	44-103	.427	9-26	.346	39-49	.796	26	30	56	4.3	21	0	13	22	3	6	136	10.5
21	MCELDON, Luke	14-14	345:19	24.7	67-107	.626	0-1	.000	12-38	.316	19	60	79	5.6	28	0	12	27	8	6	146	10.4
45	LIPSCOMB, Xavier	14-14	439:09	31.4	28-88	.318	14-52	.269	55-59	.932	11	50	61	4.4	27	0	52	30	0	19	125	8.9
9	KHADRE KÉBÉ, Abdou	14-9	304:38	21.8	36-93	.387	12-49	.245	21-31	.677	17	57	74	5.3	29	1	11	16	6	11	105	7.5
11	AMADI, Justin	14-4	280:17	20.0	34-66	.515	1-4	.250	29-46	.630	29	24	53	3.8	26	2	3	14	11	7	98	7.0
30	ARRINGTON, JR., Anthony	12-0	230:54	19.2	27-84	.321	8-32	.250	2-8	.250	8	16	24	2.0	26	0	13	19	0	6	64	5.3
4	SO, Mason	14-5	219:25	15.7	18-34	.529	10-21	.476	4-6	.667	4	22	26	1.9	12	0	21	21	3	8	50	3.6
1	ROZAKEAS, Anastasios	11-2	103:37	9.4	7-27	.259	6-20	.300	1-1	1.000	2	15	17	1.5	6	0	3	6	0	1	21	1.9
23	DIOP, Yakhya	14-0	126:34	9.0	6-20	.300	0-0	.000	12-18	.667	15	32	47	3.4	22	0	1	10	8	3	24	1.7
10	HAIGH, Patrick	3-0	12:45	4.3	1-4	.250	0-2	.000	0-0	.000	0	0	0	0.0	1	0	0	1	0	0	2	0.7
7	ESPINOSA, Elijah	2-0	03:06	1.6	0-0	.000	0-0	.000	0-0	.000	1	0	1	0.5	0	0	1	0	0	0	0	0.0
Team											17	21	38				4					
Total		14	2800		323-764	.423	95-306	.310	194-284	.683	160	364	524	37.4	242	6	167	201	44	87	935	66.8
Opponents		14	2800		318-812	.392	124-368	.337	219-284	.771	158	317	475	33.9	238	5	171	153	40	122	979	69.9

Team Statistics

	MSM	OPP
Scoring	935	979
Points per game	66.8	69.9
Scoring margin	-3.1	-
Field goals-att	323-764	318-812
Field goal pct	.423	.392
3 point fg-att	95-306	124-368
3-point FG pct	.310	.337
3-pt FG made per game	6.8	8.9
Free throws-att	194-284	219-284
Free throw pct	.683	.771
F-Throws made per game	13.9	15.6
Rebounds	524	475
Rebounds per game	37.4	33.9
Rebounding margin	+3.5	-
Assists	167	171
Assists per game	11.9	12.2
Turnovers	201	153
Turnovers per game	14.4	10.9
Turnover margin	-3.4	-
Assist/turnover ratio	0.8	1.1
Steals	87	122
Steals per game	6.2	8.7
Blocks	44	40
Blocks per game	3.1	2.9
Winning streak	0	-
Home win streak	0	-
Attendance	16562	6969
Home games-Avg/Game	8-2070	6-1162
Neutral site-Avg/Game	-	0-0

Team Results

Date	Opponent		Score	Att.
12/03/2025	Sacred Heart	L	80-87	1782
12/05/2025	at Marist	L	56-64	1759
12/29/2025	Iona	W	66-59	2176
01/02/2026	at Merrimack	L	65-75	1542
01/04/2026	at Quinnipiac	L	69-80	1513
01/09/2026	Saint Peter's	W	70-65	1690
01/11/2026	Siena	L	50-67	2001
01/17/2026	at Canisius	W	78-68	591
01/19/2026	at Niagara	W	68-58	552
01/22/2026	Quinnipiac	L	62-77	1984
01/24/2026	Rider	W	71-61	2567
01/30/2026	at Saint Peter's	L	58-66	1012
02/01/2026	Manhattan	W	72-65	2725
02/05/2026	Merrimack	L	70-87	1637

2025-26 BOX SCORES



Official Basketball Box Score - Final
Mount St. Mary's at West Virginia
11/04/25 Hoge Coliseum, Morgantown, W.Va.
2025-26 Men's Basketball

Game Time: 7:00 PM
Game Duration: 2:17
Attendance: 10,081

Officials: Bret Smith, Tyler Kumpf, John Gaffey

Mount St. Mary's - 54

Record: 0-1

NO.	Name	Min	FG	3P	FT	Rebounds	Fouls	TP	AS	TO	ST	Blocks	BS	BA	+/-
			M/A	M/A	M/A	OR DR TOT	PF	FG							
1	Anastasios Rozakeas	F 33:55	3-9	2-6	1-2	1 1 2	3 1	9	0	3	3	0	0	0	-21
5	Trey Deveaux	F 33:13	5-11	1-4	4-6	2 4 6	3 6	15	0	1	0	0	0	0	-20
21	Luke McEldon	F 20:35	4-8	0-0	0-1	1 3 4	5 4	8	0	2	0	1	0	0	-13
4	Mason So	G 25:27	3-6	2-4	0-0	0 7 7	5 0	8	3	3	0	0	0	0	-4
45	Xavier Lipscomb	G 37:31	1-3	0-1	6-7	0 9 9	1 4	9	5	6	4	0	0	0	-11
10	Patrick Haigh	22:08	0-2	0-2	0-0	0 2 2	3 0	0	1	1	1	0	0	0	-14
11	Justin Amadi	16:21	1-4	0-0	2-3	0 2 2	4 2	4	0	0	0	0	0	2	1
23	Yakhya Diop	05:50	1-2	0-0	0-0	0 1 1	1 0	2	0	1	0	0	0	0	3
7	Elijah Espinosa	05:00	0-1	0-0	0-0	0 0 0	1 0	0	1	1	0	0	0	0	-1
Team						4 1 5	0	0	2						
Totals			18-46	5-17	13-19	8 30 38	25 17	54	10	20	8	1	2	1	-16

Major Fouls: NONE

West Virginia - 70

Record: 1-0

NO.	Name	Min	FG	3P	FT	Rebounds	Fouls	TP	AS	TO	ST	Blocks	BS	BA	+/-
			M/A	M/A	M/A	OR DR TOT	PF	FG							
0	Brenen Lorient	F 35:00	5-9	0-0	1-2	2 11 13	3 3	11	1	1	2	1	0	0	20
55	Harlan Obloha	C 17:11	0-0	0-0	5-8	1 1 2	3 7	5	0	1	0	1	1	0	0
1	Jasper Floyd	G 31:57	9-13	1-1	6-9	0 1 1	1 6	25	4	3	5	0	0	0	11
3	Khonor Huff	G 38:11	3-12	3-11	7-7	0 1 1	1 5	16	1	3	2	0	0	0	14
52	Treyson Eagstaff	G 25:31	0-3	0-1	1-3	0 3 3	1 1	1	1	1	0	0	0	0	-1
5	DJ Thomas	18:57	3-6	0-1	1-2	1 0 1	5 1	7	1	0	1	0	0	1	6
23	Morris Ugusuk	21:03	1-3	1-3	1-2	1 2 3	3 1	4	1	0	1	0	0	0	19
2	Amir Jenkins	12:10	0-2	0-1	1-2	0 1 1	0 1	1	1	1	1	0	0	0	4
Team						1 3 4	0	0	0						
Totals			21-48	5-18	23-35	6 23 29	17 25	70	10	9	13	2	1	1	-16

Major Fouls: NONE

	MSM	WVU
Biggest lead	3 (1 st 5:55)	16 (2 nd 0:11)
Best Scoring Run	7 (2 nd 6:23)	7 (1 st 2:17)
Lead Changes	8	7
Times Tied	7	7
Time with Lead	03:35	31:24

Points from	MSM	WVU
Turnovers	11	25
Paint	26	30
Second Chance	7	5
Fast Breaks	6	19
Bench	6	12

Period by Period Scoring	1st	2nd	TOT
MSM	29	25	54
WVU	35	35	70

Shooting By Period	1st	FG%	2nd	FG%	3rd	FG%	4th	FG%	OT	FG%
1st FG%	10-23	43.5%								
3PT%	2-8	25.0%								
FT%	13-21	61.9%								
2nd FG%	11-23	47.8%								
3PT%	3-10	30.0%								
FT%	10-14	71.4%								
GM FG%	21-48	43.8%								
3PT%	5-18	27.8%								
FT%	23-35	65.7%								
Dead Ball Rebounds: 3.0										



Official Basketball Box Score - Final
Bucknell at Mount St. Mary's
11/07/25 Kent Arena, Lewisburg
2025-26 Men's Basketball

Game Time: 7:00 PM
Game Duration: 3:44
Attendance: 2,821

Officials: Steven Perry, Jr., Mike Evans, Mikeeange Flury

Bucknell - 73

Record: 1-0

NO.	Name	Min	FG	3P	FT	Rebounds	Fouls	TP	AS	TO	ST	Blocks	BS	BA	+/-
			M/A	M/A	M/A	OR DR TOT	PF	FG							
4	Ruot Bijek	F 33:55	4-13	3-6	4-4	3 3 6	4 6	15	0	0	0	2	1	10	
22	Amon Dörries	F 30:08	7-14	1-3	0-0	0 3 3	2 2	15	0	1	0	0	0	7	
2	Jaydon Williams	G 32:39	4-8	2-4	2-3	0 6 6	2 2	12	5	0	2	0	1	9	
10	Brandon McCreesh	G 27:47	1-2	1-2	0-0	0 1 1	2 1	3	1	0	0	0	0	6	
24	Achille Spadone	G 27:47	3-6	1-2	4-8	0 5 5	4 5	11	1	3	2	0	0	12	
21	Pat Curtin	10:15	4-10	0-3	2-2	1 1 2	2 1	10	0	0	1	0	0	2	
23	Grgur Brdic	15:28	2-3	0-0	3-6	3 1 4	0 5	7	0	0	0	0	0	5	
3	Aleksander Pachucki	11:42	0-0	0-0	0-0	0 1 1	2 0	0	0	0	0	0	0	6	
12	Quin Berger	10:19	0-2	0-2	0-0	0 1 1	0 1	0	0	0	0	0	0	-6	
Team						2 0 2	0	0	0						
Totals			25-58	8-22	15-23	9 22 31	18 23	73	7	4	5	2	2	11	

Major Fouls: NONE

Mount St. Mary's - 52

Record: 0-1

NO.	Name	Min	FG	3P	FT	Rebounds	Fouls	TP	AS	TO	ST	Blocks	BS	BA	+/-
			M/A	M/A	M/A	OR DR TOT	PF	FG							
1	Anastasios Rozakeas	F 31:28	3-8	1-5	3-3	1 3 4	2 1	10	0	2	0	0	0	0	-9
5	Trey Deveaux	F 28:41	1-9	0-5	2-2	1 2 3	3 1	4	1	0	0	1	1	-4	
21	Luke McEldon	F 30:58	9-12	0-0	3-5	3 5 8	4 3	21	1	3	0	0	0	-1	
4	Mason So	G 33:24	0-5	0-4	2-2	2 2 4	5 2	6	2	0	0	0	0	-4	
45	Xavier Lipscomb	G 38:55	5-10	3-7	3-3	2 4 6	1 3	16	4	4	0	0	0	-12	
11	Justin Amadi	19:35	2-3	0-0	5-8	1 4 5	5 6	9	0	3	0	1	1	-3	
10	Patrick Haigh	12:21	0-4	0-4	0-0	0 1 1	1 1	0	0	0	0	0	0	-12	
23	Yakhya Diop	03:53	0-0	0-0	0-0	0 0 0	1 0	0	0	0	0	0	0	-4	
7	Elijah Espinosa	02:35	0-0	0-0	0-2	0 2 2	1 1	0	0	0	0	0	0	-6	
Team						1 4 5	0	0	0						
Totals			20-51	4-25	18-25	11 30 41	23 18	62	12	15	0	2	2	-11	

Major Fouls: NONE

	BISON	MOUNT
Biggest lead	12 (2 nd 11:49)	3 (1 st 18:48)
Best Scoring Run	11 (1 st 3:12)	7 (1 st 10:56)
Lead Changes	7	7
Times Tied	4	3
Time with Lead	31:57	03:33

Points from	BISON	MOUNT
Turnovers	15	32
Paint	28	32
Second Chance	3	7
Fast Breaks	12	3
Bench	17	9

Period by Period Scoring	1st	2nd	TOT
BISON	38	35	73
MOUNT	30	32	62



Official Basketball Box Score - Final
Mount St. Mary's at Saint Francis
11/11/25 DeLoe Arena, Loretto
Mount Saint Mary's

Game Time: 7:00 PM
Game Duration: 1:52
Attendance: 627

Officials: Mike Milone, Tyler Jones, Kevin Regan

Mount St. Mary's - 74

Record: 1-2

NO.	Name	Min	FG	3P	FT	Rebounds	Fouls	TP	AS	TO	ST	Blocks	BS	BA	+/-
			M/A	M/A	M/A	OR DR TOT	PF	FG							
5	Trey Deveaux	F 29:52	6-9	2-4	0-2	3 3 6	1 2	14	1	4	1	1	0	1	
11	Justin Amadi	F 28:44	4-5	0-0	4-8	1 6 7	2 12	13	3	1	0	0	0	3	
21	Luke McEldon	F 24:19	2-4	0-0	2-3	0 6 6	2 0	6	3	2	0	0	0	2	7
4	Mason So	G 27:09	3-8	2-5	1-2	0 3 3	2 3	9	5	2	1	0	0	2	
45	Xavier Lipscomb	G 32:05	2-7	1-6	0-0	1 1 2	3 0	5	4	2	1	0	0	-7	
2	Arlandus Keyes	23:42	4-10	3-7	0-2	0 3 3	3 2	11	4	2	1	0	0	8	
10	Patrick Haigh	22:57	5-8	5-8	0-0	0 3 3	0 0	15	0	1	0	0	0	21	
23	Yakhya Diop	04:19	0-0	0-0	0-0	0 1 1	0 0	0	0	0	0	0	0	8	
7	Elijah Espinosa	07:13	1-1	0-0	0-1	1 0 1	1 1	2	1	1	0	0	0	-3	
Team						1 0 1	0	0	1						
Totals			27-52	13-30	7-18	7 26 33	14 15	74	21	16	4	2	3	8	

Major Fouls: NONE

Saint Francis - 66

Record: 0-3

NO.	Name	Min	FG	3P	FT	Reb	Fouls	TP	AS	TO	ST	Blocks	BS	BA	+/-
			M/A	M/A	M/A	OR DR TOT	PF	FG							
4	Ralph Martino Jr.	F 15:37	1-3	0-1	0-0	1 0 1	1 0	2	0	0	0	0	0	0	-2
20	Cameron Treedy	F 15:57	3-6	0-0	0-0	2 2 4	0 0	6	1	0	1	1	0	0	8
2	Zion Russell	G 35:42	8-23	3-10	4-5	0 3 3	4 5	23	4	4	3	0	0	0	-2
8	Skylar Wicks	G 36:42	4-16	2-8	5-6	3 10 13	2 4	15	3	1	4	2	0	0	-6
55	Armad Harrison	G 18:01	2-4	0-0	0-0	2 1 3	0 0	4	2	1	2	0	1	0	-5
3	Brandon Russell	16:53	0-2	0-2	0-4	1 1 2	1 2	3	0	1	0	0	0	0	-9
21	Gestin Liberis	24:03	2-3	0-1	0-1	3 3 6	2 1	4	0	1	1	0	0	0	-16
15	Victor Payne	24:51	2-6	2-4	1-2	3 1 4	4 2	7	1	0	0	0	0	0	-6
1	KJ Swain	09:07	1-2	0-1	0-0	0 1 1	1 0	2	2	0	0	0	0	0	-1
30	Trey Weiland	03:07	0-0	0-0	0-0	0 0 0	0 0	0	0	0	0	0	0	0	-1
Team						1 1 2	0	0	0						
Totals						23-65	7-27	13-18	13-18	13-18	13-18	13-18	13-18	13-18	13-18

2025-26 BOX SCORES



Official Basketball Box Score - Final
Mount St. Mary's at Maryland
11/19/25 XFINITY Center, College Park
2025-26 Men's Basketball

Game Time: 7:00 PM
Game Duration: 2:35
Attendance: 10,318

Officials: Brian Dorsey, Tim Comer, Edwin Young

Mount St. Mary's - 90

Record: 1-4

Shooting By Period																			
NO.	Name	Min	FG		3P		FT	Rebounds		Fouls		TP	AS	TO	Blocks		+/-		
			M/A	M/A	M/A	M/A		OR	DR	TOT	PF				FD	BS		BA	
1	Anastasios Rozakeas	F	23:46	3-11	3-9	0-0	0	1	2	3	4	0	9	2	0	1	0	-4	
11	Justin Amadi	F	34:15	4-8	0-0	0-0	2-4	8	1	9	4	4	10	0	7	0	0	-11	
21	Luke McClellan	F	29:49	4-7	0-0	0-0	0	0	1	5	6	2	2	8	2	3	1	0	-2
4	Mason So	G	20:29	2-6	2-5	3-3	0	0	2	2	5	2	9	2	1	0	0	0	13
45	Xavier Lipscomb	G	38:58	5-8	4-6	3-4	1	5	6	5	2	17	5	3	0	0	0	-14	
2	Arlandus Keyes	G	30:53	7-13	7-11	1-2	0	0	1	3	1	22	2	1	0	1	0	-9	
5	Trey Deveaux	G	30:59	5-10	1-4	2-3	1	4	5	4	4	13	4	1	0	1	0	0	4
23	Yakhya Diop	G	06:13	1-1	0-0	0-0	0	0	0	1	1	0	2	0	0	1	0	0	5
10	Patrick Haigh	G	08:06	0-1	0-1	0-0	0	0	2	2	1	0	0	0	1	0	0	0	-2
7	Elijah Espinosa	G	02:31	0-0	0-0	0-0	0	0	0	0	0	0	0	0	0	0	1	0	-5
Team								0	2	2	0	0	2						
Totals				31-65	17-36	11-16		12	25	37	29	15	90	18	19	3	4	1	-5

Dead Ball Rebounds - 4																	
------------------------	--	--	--	--	--	--	--	--	--	--	--	--	--	--	--	--	--

Major Fouls: NONE

Maryland - 95

Record: 4-1

NO.	Name	Min	FG		3P		FT	Rebounds		Fouls		TP	AS	TO	ST	Blocks		+/-	Shooting By Period	
			M/A	M/A	M/A	M/A		OR	DR	TOT	PF					FD	BS			BA
13	Elijah Saunders	F	43:57	4-12	2-6	4-5	2	3	5	2	4	14	1	2	1	0	0	5	5PT% 10-28 35.7%	
45	Colin Metcalf	C	14:55	0-2	0-0	0-0	2	2	4	2	0	0	0	0	1	0	1	0	5PT% 0-0 0.0%	
1	Darius Adams	G	38:37	1-4	0-3	17-21	3	4	7	2	10	19	0	3	1	0	0	10	5PT% 16-20 80%	
7	Andrie Mills	G	35:45	4-12	0-3	4-8	4	4	8	3	7	12	1	1	1	0	0	8	3PT% 16-28 58.5%	
8	David Colt	G	39:26	11-17	8-10	11-11	0	2	2	6	41	3	1	1	0	1	0	10	3PT% 6-12 50.0%	
24	Aleke Alston	G	09:45	1-2	1-2	0-0	0	2	2	2	0	3	0	0	1	0	0	8	TOT FGS 3-3 100%	
12	Isaiah Watts	F	37:01	2-8	1-3	1-2	0	5	5	1	2	6	3	2	3	0	3	4	100.0%	
18	Guillermo Del Pino	G	05:34	0-0	0-0	0-0	0	0	0	1	0	0	0	1	1	0	0	-5	FT% 1-10 10.0%	
Team								2	0	2	0	0	0	0	0	0	0	0	GM FGS 23-57 40.4%	
Totals				23-57	12-27	37-47		13	22	35	15	29	95	8	11	9	1	4	5	3PT% 12-27 44.4%

Major Fouls: NONE

MSM		UMD		Points from Turnovers		MSM/UMD		Period by Period Scoring	
Biggest lead		5 (2 nd 7:46)		13 (2 nd 14:51)		Paint		1st 2nd OT1 TOT	
Best Scoring Run		10 (2 nd 12:04)		8 (2 nd 5:23)		2nd Chance		MSM 32 45 13 90	
Lead Changes		13		Fast Breaks		Bench		UMD 40 37 18 95	
Times Tied		10							
Time with Lead		12:02		25:55					



Official Basketball Box Score - Final
Mount St. Mary's at Ohio State
11/25/25 Value City Arena, Columbus, Ohio
2025-26 Men's Basketball

Game Time: 6:30 PM
Game Duration: 1:51
Attendance: 10,140

Officials: Larry Scott, Tim Comer, Brian Mellett

Mount St. Mary's - 60

Record: 1-6

Shooting by Period																			
NO.	Name	Min	FG		3P		FT	Rebounds		Fouls		TP	AS	TO	ST	Blocks		+/-	
			M/A	Pct	M/A	Pct		OR	DR	TOV	PF					FD	BS		BA
1	Anastasios Rozakeas	F	29:23	2-7	2-7	0-0	0	1	0	1	0	6	2	0	1	0	0	-46	
21	Luke McClellan	F	28:21	9-15	0-1	1-4	4	4	8	3	4	19	2	1	1	0	0	-35	
2	Arlandus Keyes	G	28:02	5-16	2-11	1-2	0	5	5	1	13	1	3	1	1	0	0	-29	
4	Mason So	G	31:23	3-9	1-4	3-4	0	2	2	0	4	10	6	2	0	0	0	-44	
45	Xavier Lipscomb	G	31:23	1-5	1-4	1-2	0	2	2	3	3	4	3	1	1	0	0	-38	
10	Patrick Haigh	G	25:14	1-5	0-4	0-0	0	0	0	0	2	1	2	0	1	0	0	-40	
23	Yakhya Diop	G	11:39	1-1	0-0	2-2	1	0	1	3	1	4	0	1	0	0	0	-18	
7	Elijah Espinosa	G	11:11	0-0	0-0	1-2	0	1	1	1	2	1	0	2	0	0	0	-10	
3	John Miller IV	G	03:09	0-1	0-1	1-2	0	0	0	0	1	1	0	0	0	0	0	-6	
22	Noah Rogers	G	00:15	0-0	0-0	0-0	0	0	0	0	0	0	0	0	0	0	0	1	
Team								2	0	2	0	0	0	0	0	0	0	0	
Totals				22-59	6-32	10-18		8	14	22	18	17	60	14	13	4	1	0	-53

Major Fouls: NONE

Ohio State - 113

Record: 6-0

NO.	Name	Min	FG		3P		FT	Rebounds		Fouls		TP	AS	TO	ST	Blocks		+/-	Shooting By Period		
			M/A	P/A	M/A	P/A		OR	DR	TOT	PF					FD	BS		BA	1st	FG%
14	Brandon Noel	F	23:20	3-5	1-1	2-2	1	6	7	2	1	9	0	0	0	0	0	23	3PT%	7-11	58.6%
13	Devlin Royal	F	28:37	7-10	2-4	1-1	1	2	3	1	3	17	4	0	2	0	0	39	3PT%	7-13	48.8%
13	Christoph Tilly	C	13:58	3-6	1-3	5-5	0	5	5	1	3	12	3	0	0	0	0	18	3PT%	24-35	68.6%
0	John Mobley Jr.	G	25:56	10-15	4-9	2-2	0	4	4	1	26	1	1	1	1	0	0	45	3PT%	8-15	53.3%
2	Bruce Thornton	G	28:07	5-8	2-3	2-3	1	4	5	2	4	14	5	0	2	0	0	42	FT%	5-6	83.3%
1	Amare Bynum	G	21:56	2-4	1-2	3-4	0	3	3	2	2	8	3	1	1	0	0	34	GM FG%	41-64	64.1%
7	Ivan Njoguon	F	15:41	7-7	1-1	0	2	2	4	2	1	15	0	1	0	0	0	22	3PT%	15-31	48.4%
4	Gabe Cugus	G	14:10	0-1	0-1	0-0	0	0	2	2	0	0	1	1	0	0	0	-2	3PT%	16-19	84.2%
9	Mathieu Grucic	G	09:18	0-3	0-3	1-2	0	2	2	2	2	1	1	0	0	0	0	14	Dead Ball Rebounds: 3		
3	Taison Chatman	G	09:36	3-4	3-4	0-0	0	0	0	0	2	0	0	0	0	0	0	15			
20	Colin White	G	06:09	1-1	0-0	0-0	0	0	1	1	0	2	0	0	1	0	0	9			
55	Braylen Nash	G	02:12	0-0	0-0	0-0	0	0	0	0	0	0	1	0	0	0	0	2			
Team								2	3	5	0	0	0	0	0	0	0	0			
Totals				41-64	15-31	16-19		7	34	41	17	18	113	19	8	7	0	1	53		

Major Fouls: NONE

MSM		OSU		Points from Turnovers		MSM/OSU		Period by Period Scoring	
Biggest lead		0 (1 st 20:00)		54 (2 nd 0:32)		Paint		1st 2nd TOT	
Best Scoring Run		6 (2 nd 12:19)		10 (1 st 4:36)		2nd Chance		MSM 26 34 60	
Lead Changes		0		3		Fast Breaks		OSU 52 61 113	
Times Tied		1		2		Bench			
Time with Lead		00:00		38:52					



Official Basketball Box Score - Final
Mount St. Mary's at Western Michigan
11/23/25 Road Fieldhouse University Arena, Kalamazoo
2025-26 Men's Basketball

Game Time: 3:00 PM
Game Duration: 1:47
Attendance: 1,384

Officials: Brad Claus, Josh White, Brad Wegener

Mount St. Mary's - 60

Record: 1-5

NO.	Name	Min	FG		3P		FT	Reb		Fouls		TP	AS	TO	ST	Blocks		+/-																										
			M/A	Pct	M/A	Pct		OR	DR	TOT	PF					FD	BS		BA																									
Shooting By Period																																												
			1st FG			2nd FG			3rd FG			4th FG																																
			11:00-15:00			15:00-19:00			19:00-23:00			23:00-00:00																																
1	Anastasios Rozakeas	F	23:19	1-6	0-0	0-0	1	4	5	1	0	2	2	0	0	0	0	-20																										
11	Justin Amadi	F	11:11	1-1	0-0	0-0	0	1	1	0	0	2	1	0	0	1	0	2																										
21	Luke McClellan	F	28:07	6-9	0-1	1-2	2	3	5	2	5	13	2	5	0	1	1	-9																										
4	Mason So	G	30:43	1-3	0-0	0-0	0	3	3	0	2	3	3	0	0	0	0	-17																										
45	Xavier Lipscomb	G	35:31	0-3	0-2	2-2	0	7	7	0	2	2	7	5	0	1	0	-17																										
2	Arlandus Keyes	G	25:42	1-1	5-10	0-0	0	1	1	4	0	15	0	2	0	1	0	-24																										
5	Try Deveau	25:21	3-11	1-4	4-5	3	3	3	2	3	1	0	1	0	1	0	-16																											
23	Ellyjah Dipp	G	03:10	0-0	0-0	0-0	0	0	0	0	0	0	0	0	0	0	0	-9																										
10	Patrick Hayes	05:45	4-6	3-5	0-0	0	0	0	0	0	11	0	1	0	0	0	0	-4																										
6	Klayth Espinosa	09:10	0-2	0-0	2-2	1	2	0	1	2	0	0	0	0	0	0	0	-9																										
3	John Miller IV	00:59	0-0	0-0	0-0	0	0	0	0	0	0	0	0	0	0	0	0	1																										
22	Noah Rogers	00:59	0-0	0-0	0-0	0	0	0	0	0	0	0	0	0	0	0	0	1																										
Team																																												
Totals			21:52			9:26			9:11			7			5			14			11			60			15			17			1			5			1			-23		

2025-26 BOX SCORES



Official Basketball Box Score - Final
Sacred Heart at Mount St. Mary's
12/05/25 Knott Arena, Emmitsburg
2025-26 Men's Basketball

Game Time: 7:00 PM
Game Duration: 2:10
Attendance: 1,792

Officials: Greg Evans, Mike Palau, Mike Nordone

Sacred Heart - 87

Record: 3-5 (1-0)

														Shooting By Period					
NO.	Name	Min	FG	3P	FT	Rebounds	Fouls	TP	AS	TO	ST	Blocks	BS	BA	+	-			
5 <td>Yann Farell<td>F 30:52<td>5-6<td>3-4<td>4-6<td>4<td>2<td>6<td>3<td>4<td>17<td>0<td>1<td>1<td>0</td><td>0</td><td>6</td></td></td></td></td></td></td></td></td></td></td></td></td></td></td>	Yann Farell <td>F 30:52<td>5-6<td>3-4<td>4-6<td>4<td>2<td>6<td>3<td>4<td>17<td>0<td>1<td>1<td>0</td><td>0</td><td>6</td></td></td></td></td></td></td></td></td></td></td></td></td></td>	F 30:52 <td>5-6<td>3-4<td>4-6<td>4<td>2<td>6<td>3<td>4<td>17<td>0<td>1<td>1<td>0</td><td>0</td><td>6</td></td></td></td></td></td></td></td></td></td></td></td></td>	5-6 <td>3-4<td>4-6<td>4<td>2<td>6<td>3<td>4<td>17<td>0<td>1<td>1<td>0</td><td>0</td><td>6</td></td></td></td></td></td></td></td></td></td></td></td>	3-4 <td>4-6<td>4<td>2<td>6<td>3<td>4<td>17<td>0<td>1<td>1<td>0</td><td>0</td><td>6</td></td></td></td></td></td></td></td></td></td></td>	4-6 <td>4<td>2<td>6<td>3<td>4<td>17<td>0<td>1<td>1<td>0</td><td>0</td><td>6</td></td></td></td></td></td></td></td></td></td>	4 <td>2<td>6<td>3<td>4<td>17<td>0<td>1<td>1<td>0</td><td>0</td><td>6</td></td></td></td></td></td></td></td></td>	2 <td>6<td>3<td>4<td>17<td>0<td>1<td>1<td>0</td><td>0</td><td>6</td></td></td></td></td></td></td></td>	6 <td>3<td>4<td>17<td>0<td>1<td>1<td>0</td><td>0</td><td>6</td></td></td></td></td></td></td>	3 <td>4<td>17<td>0<td>1<td>1<td>0</td><td>0</td><td>6</td></td></td></td></td></td>	4 <td>17<td>0<td>1<td>1<td>0</td><td>0</td><td>6</td></td></td></td></td>	17 <td>0<td>1<td>1<td>0</td><td>0</td><td>6</td></td></td></td>	0 <td>1<td>1<td>0</td><td>0</td><td>6</td></td></td>	1 <td>1<td>0</td><td>0</td><td>6</td></td>	1 <td>0</td> <td>0</td> <td>6</td>	0	0	6		
7 <td>Anquan Hill<td>F 22:15<td>2-8<td>0-5<td>1-2<td>1<td>3<td>4<td>4<td>2<td>5<td>1<td>1<td>0</td><td>2</td><td>0</td><td>5</td></td></td></td></td></td></td></td></td></td></td></td></td></td>	Anquan Hill <td>F 22:15<td>2-8<td>0-5<td>1-2<td>1<td>3<td>4<td>4<td>2<td>5<td>1<td>1<td>0</td><td>2</td><td>0</td><td>5</td></td></td></td></td></td></td></td></td></td></td></td></td>	F 22:15 <td>2-8<td>0-5<td>1-2<td>1<td>3<td>4<td>4<td>2<td>5<td>1<td>1<td>0</td><td>2</td><td>0</td><td>5</td></td></td></td></td></td></td></td></td></td></td></td>	2-8 <td>0-5<td>1-2<td>1<td>3<td>4<td>4<td>2<td>5<td>1<td>1<td>0</td><td>2</td><td>0</td><td>5</td></td></td></td></td></td></td></td></td></td></td>	0-5 <td>1-2<td>1<td>3<td>4<td>4<td>2<td>5<td>1<td>1<td>0</td><td>2</td><td>0</td><td>5</td></td></td></td></td></td></td></td></td></td>	1-2 <td>1<td>3<td>4<td>4<td>2<td>5<td>1<td>1<td>0</td><td>2</td><td>0</td><td>5</td></td></td></td></td></td></td></td></td>	1 <td>3<td>4<td>4<td>2<td>5<td>1<td>1<td>0</td><td>2</td><td>0</td><td>5</td></td></td></td></td></td></td></td>	3 <td>4<td>4<td>2<td>5<td>1<td>1<td>0</td><td>2</td><td>0</td><td>5</td></td></td></td></td></td></td>	4 <td>4<td>2<td>5<td>1<td>1<td>0</td><td>2</td><td>0</td><td>5</td></td></td></td></td></td>	4 <td>2<td>5<td>1<td>1<td>0</td><td>2</td><td>0</td><td>5</td></td></td></td></td>	2 <td>5<td>1<td>1<td>0</td><td>2</td><td>0</td><td>5</td></td></td></td>	5 <td>1<td>1<td>0</td><td>2</td><td>0</td><td>5</td></td></td>	1 <td>1<td>0</td><td>2</td><td>0</td><td>5</td></td>	1 <td>0</td> <td>2</td> <td>0</td> <td>5</td>	0	2	0	5		
2 <td>Nyle Ralph-Bayer<td>G 13:14<td>3-7<td>3-6<td>1-1<td>0<td>0<td>0<td>0<td>1<td>10<td>0<td>0<td>0</td><td>0</td><td>0</td><td>2</td></td></td></td></td></td></td></td></td></td></td></td></td></td>	Nyle Ralph-Bayer <td>G 13:14<td>3-7<td>3-6<td>1-1<td>0<td>0<td>0<td>0<td>1<td>10<td>0<td>0<td>0</td><td>0</td><td>0</td><td>2</td></td></td></td></td></td></td></td></td></td></td></td></td>	G 13:14 <td>3-7<td>3-6<td>1-1<td>0<td>0<td>0<td>0<td>1<td>10<td>0<td>0<td>0</td><td>0</td><td>0</td><td>2</td></td></td></td></td></td></td></td></td></td></td></td>	3-7 <td>3-6<td>1-1<td>0<td>0<td>0<td>0<td>1<td>10<td>0<td>0<td>0</td><td>0</td><td>0</td><td>2</td></td></td></td></td></td></td></td></td></td></td>	3-6 <td>1-1<td>0<td>0<td>0<td>0<td>1<td>10<td>0<td>0<td>0</td><td>0</td><td>0</td><td>2</td></td></td></td></td></td></td></td></td></td>	1-1 <td>0<td>0<td>0<td>0<td>1<td>10<td>0<td>0<td>0</td><td>0</td><td>0</td><td>2</td></td></td></td></td></td></td></td></td>	0 <td>0<td>0<td>0<td>1<td>10<td>0<td>0<td>0</td><td>0</td><td>0</td><td>2</td></td></td></td></td></td></td></td>	0 <td>0<td>0<td>1<td>10<td>0<td>0<td>0</td><td>0</td><td>0</td><td>2</td></td></td></td></td></td></td>	0 <td>0<td>1<td>10<td>0<td>0<td>0</td><td>0</td><td>0</td><td>2</td></td></td></td></td></td>	0 <td>1<td>10<td>0<td>0<td>0</td><td>0</td><td>0</td><td>2</td></td></td></td></td>	1 <td>10<td>0<td>0<td>0</td><td>0</td><td>0</td><td>2</td></td></td></td>	10 <td>0<td>0<td>0</td><td>0</td><td>0</td><td>2</td></td></td>	0 <td>0<td>0</td><td>0</td><td>0</td><td>2</td></td>	0 <td>0</td> <td>0</td> <td>0</td> <td>2</td>	0	0	0	2		
3 <td>Mekhi Conner<td>G 35:07<td>0-6<td>0-5<td>2-2<td>1<td>3<td>4<td>2<td>1<td>2<td>7<td>5<td>0<td>1</td><td>0</td><td>1</td></td></td></td></td></td></td></td></td></td></td></td></td></td></td>	Mekhi Conner <td>G 35:07<td>0-6<td>0-5<td>2-2<td>1<td>3<td>4<td>2<td>1<td>2<td>7<td>5<td>0<td>1</td><td>0</td><td>1</td></td></td></td></td></td></td></td></td></td></td></td></td></td>	G 35:07 <td>0-6<td>0-5<td>2-2<td>1<td>3<td>4<td>2<td>1<td>2<td>7<td>5<td>0<td>1</td><td>0</td><td>1</td></td></td></td></td></td></td></td></td></td></td></td></td>	0-6 <td>0-5<td>2-2<td>1<td>3<td>4<td>2<td>1<td>2<td>7<td>5<td>0<td>1</td><td>0</td><td>1</td></td></td></td></td></td></td></td></td></td></td></td>	0-5 <td>2-2<td>1<td>3<td>4<td>2<td>1<td>2<td>7<td>5<td>0<td>1</td><td>0</td><td>1</td></td></td></td></td></td></td></td></td></td></td>	2-2 <td>1<td>3<td>4<td>2<td>1<td>2<td>7<td>5<td>0<td>1</td><td>0</td><td>1</td></td></td></td></td></td></td></td></td></td>	1 <td>3<td>4<td>2<td>1<td>2<td>7<td>5<td>0<td>1</td><td>0</td><td>1</td></td></td></td></td></td></td></td></td>	3 <td>4<td>2<td>1<td>2<td>7<td>5<td>0<td>1</td><td>0</td><td>1</td></td></td></td></td></td></td></td>	4 <td>2<td>1<td>2<td>7<td>5<td>0<td>1</td><td>0</td><td>1</td></td></td></td></td></td></td>	2 <td>1<td>2<td>7<td>5<td>0<td>1</td><td>0</td><td>1</td></td></td></td></td></td>	1 <td>2<td>7<td>5<td>0<td>1</td><td>0</td><td>1</td></td></td></td></td>	2 <td>7<td>5<td>0<td>1</td><td>0</td><td>1</td></td></td></td>	7 <td>5<td>0<td>1</td><td>0</td><td>1</td></td></td>	5 <td>0<td>1</td><td>0</td><td>1</td></td>	0 <td>1</td> <td>0</td> <td>1</td>	1	0	1		
5 <td>Dashon Gittens<td>G 36:11<td>6-9<td>1-3<td>10-11<td>5<td>2<td>7<td>3<td>6<td>23<td>4<td>0<td>3<td>0</td><td>1</td><td>6</td></td></td></td></td></td></td></td></td></td></td></td></td></td></td>	Dashon Gittens <td>G 36:11<td>6-9<td>1-3<td>10-11<td>5<td>2<td>7<td>3<td>6<td>23<td>4<td>0<td>3<td>0</td><td>1</td><td>6</td></td></td></td></td></td></td></td></td></td></td></td></td></td>	G 36:11 <td>6-9<td>1-3<td>10-11<td>5<td>2<td>7<td>3<td>6<td>23<td>4<td>0<td>3<td>0</td><td>1</td><td>6</td></td></td></td></td></td></td></td></td></td></td></td></td>	6-9 <td>1-3<td>10-11<td>5<td>2<td>7<td>3<td>6<td>23<td>4<td>0<td>3<td>0</td><td>1</td><td>6</td></td></td></td></td></td></td></td></td></td></td></td>	1-3 <td>10-11<td>5<td>2<td>7<td>3<td>6<td>23<td>4<td>0<td>3<td>0</td><td>1</td><td>6</td></td></td></td></td></td></td></td></td></td></td>	10-11 <td>5<td>2<td>7<td>3<td>6<td>23<td>4<td>0<td>3<td>0</td><td>1</td><td>6</td></td></td></td></td></td></td></td></td></td>	5 <td>2<td>7<td>3<td>6<td>23<td>4<td>0<td>3<td>0</td><td>1</td><td>6</td></td></td></td></td></td></td></td></td>	2 <td>7<td>3<td>6<td>23<td>4<td>0<td>3<td>0</td><td>1</td><td>6</td></td></td></td></td></td></td></td>	7 <td>3<td>6<td>23<td>4<td>0<td>3<td>0</td><td>1</td><td>6</td></td></td></td></td></td></td>	3 <td>6<td>23<td>4<td>0<td>3<td>0</td><td>1</td><td>6</td></td></td></td></td></td>	6 <td>23<td>4<td>0<td>3<td>0</td><td>1</td><td>6</td></td></td></td></td>	23 <td>4<td>0<td>3<td>0</td><td>1</td><td>6</td></td></td></td>	4 <td>0<td>3<td>0</td><td>1</td><td>6</td></td></td>	0 <td>3<td>0</td><td>1</td><td>6</td></td>	3 <td>0</td> <td>1</td> <td>6</td>	0	1	6		
4 <td>Jaden Slaughter<td>30:35</td><td>2-6<td>1-3<td>4-4<td>1<td>3<td>4<td>1<td>2<td>9<td>2<td>2</td><td>2</td><td>0</td><td>0</td><td>10</td></td></td></td></td></td></td></td></td></td></td></td>	Jaden Slaughter <td>30:35</td> <td>2-6<td>1-3<td>4-4<td>1<td>3<td>4<td>1<td>2<td>9<td>2<td>2</td><td>2</td><td>0</td><td>0</td><td>10</td></td></td></td></td></td></td></td></td></td></td>	30:35	2-6 <td>1-3<td>4-4<td>1<td>3<td>4<td>1<td>2<td>9<td>2<td>2</td><td>2</td><td>0</td><td>0</td><td>10</td></td></td></td></td></td></td></td></td></td>	1-3 <td>4-4<td>1<td>3<td>4<td>1<td>2<td>9<td>2<td>2</td><td>2</td><td>0</td><td>0</td><td>10</td></td></td></td></td></td></td></td></td>	4-4 <td>1<td>3<td>4<td>1<td>2<td>9<td>2<td>2</td><td>2</td><td>0</td><td>0</td><td>10</td></td></td></td></td></td></td></td>	1 <td>3<td>4<td>1<td>2<td>9<td>2<td>2</td><td>2</td><td>0</td><td>0</td><td>10</td></td></td></td></td></td></td>	3 <td>4<td>1<td>2<td>9<td>2<td>2</td><td>2</td><td>0</td><td>0</td><td>10</td></td></td></td></td></td>	4 <td>1<td>2<td>9<td>2<td>2</td><td>2</td><td>0</td><td>0</td><td>10</td></td></td></td></td>	1 <td>2<td>9<td>2<td>2</td><td>2</td><td>0</td><td>0</td><td>10</td></td></td></td>	2 <td>9<td>2<td>2</td><td>2</td><td>0</td><td>0</td><td>10</td></td></td>	9 <td>2<td>2</td><td>2</td><td>0</td><td>0</td><td>10</td></td>	2 <td>2</td> <td>2</td> <td>0</td> <td>0</td> <td>10</td>	2	2	0	0	10		
11 <td>Abdou Yadd<td>26:53<td>7-15<td>5-8<td>2-2<td>0<td>4<td>4<td>2<td>2</td><td>21</td><td>0<td>2</td><td>2</td><td>1</td><td>0</td><td>3</td></td></td></td></td></td></td></td></td></td></td>	Abdou Yadd <td>26:53<td>7-15<td>5-8<td>2-2<td>0<td>4<td>4<td>2<td>2</td><td>21</td><td>0<td>2</td><td>2</td><td>1</td><td>0</td><td>3</td></td></td></td></td></td></td></td></td></td>	26:53 <td>7-15<td>5-8<td>2-2<td>0<td>4<td>4<td>2<td>2</td><td>21</td><td>0<td>2</td><td>2</td><td>1</td><td>0</td><td>3</td></td></td></td></td></td></td></td></td>	7-15 <td>5-8<td>2-2<td>0<td>4<td>4<td>2<td>2</td><td>21</td><td>0<td>2</td><td>2</td><td>1</td><td>0</td><td>3</td></td></td></td></td></td></td></td>	5-8 <td>2-2<td>0<td>4<td>4<td>2<td>2</td><td>21</td><td>0<td>2</td><td>2</td><td>1</td><td>0</td><td>3</td></td></td></td></td></td></td>	2-2 <td>0<td>4<td>4<td>2<td>2</td><td>21</td><td>0<td>2</td><td>2</td><td>1</td><td>0</td><td>3</td></td></td></td></td></td>	0 <td>4<td>4<td>2<td>2</td><td>21</td><td>0<td>2</td><td>2</td><td>1</td><td>0</td><td>3</td></td></td></td></td>	4 <td>4<td>2<td>2</td><td>21</td><td>0<td>2</td><td>2</td><td>1</td><td>0</td><td>3</td></td></td></td>	4 <td>2<td>2</td><td>21</td><td>0<td>2</td><td>2</td><td>1</td><td>0</td><td>3</td></td></td>	2 <td>2</td> <td>21</td> <td>0<td>2</td><td>2</td><td>1</td><td>0</td><td>3</td></td>	2	21	0 <td>2</td> <td>2</td> <td>1</td> <td>0</td> <td>3</td>	2	2	1	0	3		
10 <td>Taj Bryant</td> <td>04:53</td> <td>0-0</td> <td>0-0</td> <td>0-0</td> <td>2</td> <td>2</td> <td>0</td> <td>1</td> <td>0</td> <td>1</td> <td>0</td> <td>0</td> <td>0</td> <td>0</td> <td>0</td> <td>6</td>	Taj Bryant	04:53	0-0	0-0	0-0	2	2	0	1	0	1	0	0	0	0	0	6		
Team						3	4	7	0	0	0	0	0	0	0	0	0		
Totals			25-57			13-34	24-28	15	23	38	15	21	87	15	11	8	4	1	7
														Dead Ball Rebounds: 2-1					

Major Fouls: NONE

Mount St. Mary's - 80

Record: 2-7 (0-1)

NO.	Name	Min	FG	3P	FT	Rebounds		Fouls	TP	AS	TO	ST	Blocks		BS	BA	Shooting By Period		
						OR	DR						PF	FF			1st	2nd	3rd
11	Justin Amadi	F 29:51	6-8	0-0	4-5	3	6	9	5	4	16	1	2	1	0	1	14	3PT%: 61.4	42.9%
21	Luke McEldon	F 22:22	3-6	0-0	0-1	0	1	1	3	2	6	1	2	0	0	0	9	1st	71.1
2	Arlandus Keyes	G 34:00	6-14	1-8	0-2	0	2	2	4	13	6	2	3	0	1	1	12	2nd	60.0
4	Mason So	G 30:04	5-9	3-6	0-0	0	2	2	1	1	13	2	2	0	0	0	9	3rd	15.0
45	Xavier Lipscomb	G 33:20	4-8	1-4	1-1	2	2	4	1	1	10	6	0	3	0	1	6	4th	31.3
1	Anastasios Rozakeas	23:24	5-9	4-7	1-1	1	1	2	3	1	15	0	2	0	0	0	1	5th	2.2
9	Abdou Khadre Kébé	14:29	1-7	0-2	1-2	1	3	4	3	2	3	1	0	1	0	1	4	FT%: 23	66.7%
23	Yakhya Diop	08:02	1-1	0-0	2-2	1	2	3	1	2	4	0	0	0	1	0	9	GM FG%	91.2
10	Patrick Haigh	02:33	0-0	0-0	0-0	0	0	0	0	0	0	0	0	0	0	0	2	3PT%: 31-27	33.3%
7	Elijah Espinosa	01:55	0-0	0-0	0-0	0	0	0	0	0	0	0	0	0	0	0	1	FT%: 9-14	64.3%
Dead Ball Rebounds: 2																			
Team						2	0	2	0	0	0	0	0						
Totals			31-62	9-27	9-14	10	19	29	21	15	80	17	10	8	1	4	7		

Major Fouls: NONE

SHU MOUNT

Points from	SHU	MOUNT	Turnovers	SHU	MOUNT	Period by Period Scoring	1st	2nd	TOT
Biggest lead	10 (1 st 2:38)	8 (1 st 12:38)	9	15					
Best Scoring Run	7 (1 st 10:13)	10 (1 st 12:38)	Paint	22	40	SHU	51	36	87
Lead Changes	9		Second Chance	25	15				
Times Tied	6		Fast Breaks	10	9	MOUNT	45	35	80
Time with Lead	27:42	09:50	Bench	30	22				



Official Basketball Box Score - Final
Mount St. Mary's at Loyola Maryland
12/13/25 Reitz Arena, Baltimore, Md
2025-26 Men's Basketball

Game Time: 6:00 PM
Game Duration: 2:01
Attendance: 842

Officials: Jack Loughran, Sean Campbell, Tyler Jones

Mount St. Mary's - 81

Record: 3-8

NO.	Name	Min	FG	3P	FT	Rebounds		Fouls	TP	AS	TO	ST	Blocks	BS	BA	Shooting By Period	
						OR	DR									OT	FT
11	Justin Amadi	F 27:01	5-9	0-0	2-5	4	5	9	2	12	0	1	3	0	0	1	3PT% 29.22%
21	Luke McEldon	F 17:33	3-6	0-0	1-2	2	3	5	1	7	0	1	0	1	1	1	3PT% 67
2	Arlandus Keyes	G 31:42	6-15	4-11	0-0	0	5	5	3	16	5	2	1	1	1	0	2ndFG% 49.23%
4	Mason So	G 25:48	1-2	1-2	0-0	0	4	4	3	0	3	6	5	0	0	0	3PT% 15.38
45	Xavier Lipscomb	G 30:28	3-3	2-2	8-9	0	3	3	0	5	16	3	2	0	0	0	3PT% 64.3
1	Anastasios Rozakeas	14:20	0-2	0-2	0-0	0	2	2	1	0	1	2	0	0	0	0	FT% 11.76
5	Trey Deveaux	24:21	5-7	1-1	4-5	1	1	2	2	4	15	0	1	1	0	0	GMFG% 82.54
23	Yakhya Diop	11:05	2-2	0-0	0-0	1	4	5	2	0	4	1	2	0	2	0	3PT% 28.51
30	Anthony Arrington	17:42	3-8	0-4	2-3	0	3	3	3	8	2	1	2	1	0	1	FT% 17.24
																Dead Ball Blocks: 4.1	
Team						2	3	5	0	0	0	2					
Totals			28-54	8-22	17-24	10	33	43	17	81	18	19	9	5	2	8	

Major Fouls: NONE

Loyola Maryland - 73

Record: 4-8

NO.	Name	Min	FG	3P	FT	Rebounds		Fouls	TP	AS	TO	ST	Blocks	Shooting By Period				
						OR	DR							1st	FG%	2nd	FG%	3rd
11	Emmett Adair	F 29:04	2-10	1-6	4-4	3	4	7	4	2	9	1	3	2	0	1	9	
22	Sam Springer	F 18:22	1-5	0-1	2-2	2	0	2	2	1	4	1	0	0	0	0	1	16
6	Braden Speed	G 32:58	3-7	1-5	3-4	0	3	3	4	10	4	4	4	0	0	0	0	6
3	Jordan Stenke	G 31:38	8-16	5-10	1-1	3	2	5	2	3	22	1	0	2	1	1	1	1
6	Jacob Theodosiou	G 33:34	5-14	3-8	2-4	0	3	3	1	3	15	7	1	3	0	2	3	3
2	Troy Cicero Jr.	12:08	2-5	2-5	0-0	0	0	0	2	1	6	1	1	0	0	0	0	1
15	Tyson Commander	23:52	1-2	0-1	0-1	0	4	4	0	2	2	2	1	2	0	0	0	10
17	Everett Barnes	08:09	1-2	0-0	0-1	1	0	1	2	1	2	1	0	0	0	0	0	11
24	Sebastian Emenalo	08:47	1-3	1-3	0-0	0	1	1	0	0	3	0	1	0	0	0	0	1
1	Carter Berg-McLean	01:28	0-1	0-0	0-0	0	0	0	1	0	0	0	0	0	0	0	0	2
Team			1	1	2	0	0	0	0	0	1	0	0	0	0	0	0	0
Totals			24-65	13-39	12-17	10	18	28	17	17	73	18	12	12	2	5	8	8

Major Fouls: NONE

MOUNT LOYOLA

Points from	MOUNT	LOYOLA	Turnovers	MOUNT	LOYOLA	Period by Period Scoring	1st	2nd	TOT
Biggest lead	11 (2 nd 4:33)	2 (1 st 17:09)	11	24					
Best Scoring Run	9 (2 nd 14:41)	6 (1 st 8:26)	Paint	36	20	MOUNT	38	43	81
Lead Changes	8		Second Chance	12	4				
Times Tied	7		Fast Breaks	11	12	LOYOLA	37	36	73
Time with Lead	34:42	01:05	Bench	27	13				



Official Basketball Box Score - Final
Mount St. Mary's at Marist
12/05/25 McCann Arena, Poughkeepsie
2025-26 Men's Basketball

Game Time: 7:00 PM
Game Duration: 2:08
Attendance: 1,759

Officials: Nathan Farrell, Adam Vanderburgh, John Cahill Jr.

Mount St. Mary's - 56

Record: 2-8 (0-2)

NO.	Name	Min	FG		3P		FT		Rebounds		Fouls		TP	AS	TO	ST	Blocks		BS	BA	+	-
			M	A	M	A	M	A	M	A	M	A					M	A				
1	Anastasios Rozakeas	F 15:00	0-4	0-0	0-0	0-0	1	2	3	0	0	0	0	0	0	0	2	0	0	0	0	4
21	Luke McEldon	F 23:02	3-7	0-1	1-2	1	5	6	3	1	7	0	4	2	0	0	2	0	0	0	2	6
2	Arlandus Keyes	G 32:19	4-11	2-8	2-4	1	3	4	4	3	13	2	5	2	0	0	0	0	0	0	0	9
4	Mason So	G 32:07	2-3	0-1	2-2	1	1	2	2	1	6	6	1	1	1	1	0	0	0	0	0	6
45	Xavier Lipscomb	G 34:20	3-7	3-6	3-3	0	5	5	3	3	12	4	3	5	0	0	0	0	0	0	0	5
9	Abdou Khadre Kébé	08:55	1-4	0-2	0-0	2	1	3	0	0	2	0	1	0	0	0	0	0	0	0	0	6
11	Justin Amadi	26:36	3-9	1-3	1-6	4	2	6	3	5	8	0	1	0	2	0	0	0	0	0	0	4
23	Yakhya Diop	07:35	0-3	0-0	1-2	0	1	1	0	1	1	0	0	0	0	0	0	0	0	0	0	8
10	Patrick Haigh	02:34	0-0	0-0	0-0	0	0	0	0	0	0	0	0	1	0	0	0	0	0	0	0	2
5	Trey Deveaux	17:32	3-7	0-1	1-2	4	2	6	2	4	7	0	3	1	1	0	0	0	0	0	0	10
Team			0	2	2	0	0	0	0	0	0	0	0	0	0	0	0	0	0	0	0	0
Totals			19-55	6-22	12-21	14	24	38	17	18	56	12	21	11	5	2	8					

Major Fouls: NONE

Marist - 64

Record: 5-2 (1-0)

Shooting by Period														
NO.	Name	Min	FG	3P	FT	Rebounds	Fouls	TP	AS	TO	ST	Blocks	BS	BA
1	Jaden Daughtry	F 24:23	3-4	0-0	1-2	1	4	5	2	1	7	1	3	4
15	Parby Kabamba	F 13:36	1-3	1-3	0-0	1	4	5	3	0	3	0	1	0
0	Jadin Collins-Roberts	G 25:16	3-6	0-0	5-5	2	1	3	2	5	11	3	5	1
2	Justin Menard	G 29:25	4-15	2-7	1-2	0	1	1	2	3	11	1	4	4
13	Elijah Lewis	G 30:04	2-3	0-0	2-2	0	1	1	2	1	6	1	1	2
1	Jason Schofield	19:20	2-5	0-0	0-0	1	4	5	2	2	4	1	0	1
4	Rhyion Blackwell	33:07	6-12	2-4	2-2	0	4	4	2	4	16	3	3	2
5	Myles Parker	09:21	2-3	2-3	0-0	0	2	2	2	1	6	0	1	1
7	Marin Kawa	05:44	0-2	0-2	0-0	0	1	1	0	0	0	1	0	0
10	Trace Salton	03:11	0-0	0-0	0-0	1	0	1	0	0	0	0	0	0
25	Tarik Watson	06:34	0-0	0-0	0-0	0	0	0	1	0	0	0	0	0
Team			1 5 6 0 0 0 0 0 0 0 0 0 0 0 0											
Totals			23-53 7-19 11-13 7 27 34 18 17 64 11 19 15 2 5 8											
Dead Ball Rebounds: 1														

Major Fouls: NONE

MSM MAR

Biggest lead	8 (1 st 17:51)	13 (1 st 0:11)	Points from	MSM	MAR	Period by Period Scoring			
Best Scoring Run	14 (2 nd 11:46)	9 (1 st 9:18)	Turnovers	14	29	1st 2nd TOT			
Lead Changes	5		Paint	24	20	MSM	20	36	56
Times Tied	3		Second Chance	12	10				
Time with Lead	19:49	18:22	Fast Breaks	4	10	MAR	30	34	64
			Bench	18	26				

2025-26 BOX SCORES



Official Basketball Box Score - Final
Penn St. Brandywine at Mount St. Mary's
12/21/25 Knott Arena, Emmitsburg
2025-26 Men's Basketball

Game Time: 12:00 PM
Game Duration: 1:51
Attendance: 1,260

Officials: Mike Evans, Randall Webb, Dan Basile

Penn St. Brandywine - 42

Record: 6-6

NO.	Name		Min	FG		3P		FT	Rebounds		Fouls		TP	AS	TO	ST	Blocks		+/-		
				M-A	M-A	M-A	M-A		OR	DR	TO	PF					BS	BA			
22	Jaden Fogg	F	23:47	1-2	0-0	0	0	2	3	5	0	0	2	1	1	0	0	0	-2		
32	Isaiah Johnson	F	22:58	1-7	0-2	4-4	2	5	7	1	4	6	1	1	0	1	2	23	23		
10	Cowin Holland II	F	18:24	2-10	2-5	0-0	4	0	4	0	0	5	0	5	1	0	2	28	28		
13	Ahmar Godhania	G	16:04	2-4	2-3	0-0	0	1	1	0	1	6	1	0	1	0	1	-12	-12		
21	Austin McCaughan	G	06:41	0-2	0-1	0-0	0	1	1	0	0	0	0	0	0	0	0	-7	-7		
15	Jack Swider		25:47	2-8	2-6	0-0	0	1	1	3	1	6	3	7	0	0	0	-19	-19		
5	Amari Little		13:45	2-5	2-4	0-0	0	2	2	0	0	6	2	4	1	0	0	-7	-7		
12	Jarbit White		23:30	1-3	0-0	0-0	2	2	4	5	0	2	1	2	0	0	0	-12	-12		
35	Samari Wright		07:54	0-0	0-0	0-0	1	0	1	0	0	0	0	2	0	0	0	-10	-10		
4	Bryan Warren		08:59	0-2	0-1	0-0	0	2	2	0	1	0	1	2	1	0	1	-15	-15		
34	Ben Bass		12:47	1-3	1-2	0-0	1	1	2	0	1	3	2	1	0	0	1	-7	-7		
2	Damir Shelley		13:42	1-3	0-0	0-0	0	0	0	0	0	2	1	1	2	0	0	-7	-7		
24	Ethan Dublin		03:03	1-1	1-1	0-0	0	0	0	0	0	3	0	0	0	0	0	-3	-3		
25	Jamill DeSouza-Kenan		02:40	0-0	0-0	0-0	0	0	0	0	0	0	0	0	0	0	0	-3	-3		
Team																					
Totals				14-50	10-25	4-4	12	21	33	9	8	42	13	28	6	1	7	31	31		

Major Fouls: NONE

Mount St. Mary's - 73

Record: 4-9

NO.	Name	Min	FG		3P		FT	Rebounds		Fouls		TP	AS	TO	ST	Blocks		+/-	
			M/A	Pct	M/A	Pct		OR	DR	TO	PF					BS	BA		
1	Anastasio Rozakeas	F 18:38	4	6	3	5	0	0	1	2	3	0	0	11	0	0	0	7	
5	Trey Deveaux	F 24:34	5	11	0	3	1	7	4	11	1	1	1	1	2	0	0	13	
11	Justin Amadi	F 22:43	6	7	0	0	0	0	3	3	1	0	10	2	0	0	0	20	
2	Arlandus Keyes	G 26:15	0	5	0	4	0	2	3	5	2	0	9	2	1	2	1	23	
4	Mason So	G 23:43	2	4	1	3	0	0	1	3	4	0	2	5	6	4	5	0	17
30	Anthony Arrington	23:10	4	13	1	8	0	2	3	3	0	9	2	0	1	0	0	24	
9	Elijah Espinosa	17:17	1	1	0	0	2	4	1	3	4	2	2	4	2	0	1	11	
9	Abdou Khadre Kébé	18:49	5	8	2	4	0	0	1	2	3	2	1	12	4	1	2	3	22
10	Patrick Haigh	15:12	3	5	3	5	0	0	0	0	0	0	9	2	0	2	0	0	14
3	John Miller IV	07:00	0	2	0	2	0	0	0	0	0	0	0	0	0	0	0	0	1
34	Noah Rogers	02:40	0	1	0	1	0	0	0	1	1	0	0	0	0	0	0	0	3
Team			30-63	10-35	3-7	14	24	38	8	9	73	26	15	17	7	1	31	31	

Major Fouls: NONE

LIONS MOUNT

Biggest lead	0 (1 st 20:00)	32 (2 nd 6:37)	Points from Turnovers	11	31	Period by Period Scoring	1st	2nd	TOT
Best Scoring Run	8 (1 st 2:35)	9 (1 st 13:29)	Paint	6	40	LIONS	26	16	42
Lead Changes	0	0	Second Chance	7	11	MOUNT	39	34	73
Times Tied	0	0	Fast Breaks	0	18				
Time with Lead	00:00	39:04	Bench	22	34				



Official Basketball Box Score - Final
Mount St. Mary's at Merrimack
01/04/26 Lawler Arena, North Andover
2025-26 Men's Basketball

Game Time: 5:00 PM
Game Duration: 2:13
Attendance: 1,542

Officials: Eron Burroughs, Mike Nardone, Mike Evans

Mount St. Mary's - 65

Record: 5-10 (1-3)

NO.		Min	FG	3P	FT	OR	DR	Fouls	TP	AS	TO	ST	BS	BA	+/-		
11	Justin Amadi	F 20:14	3-8	0-0	2-4	4	3	7	3	8	0	3	0	0	2		
21	Luke McDold	F 24:58	5-8	0-0	0-0	1	5	6	2	10	1	2	0	1	2		
2	Arlandus Keyes	G 26:36	1-8	1-6	4-4	2	1	3	2	7	2	4	0	0	0		
4	Mason So	G 19:44	1-3	1-3	0-0	1	3	4	0	0	3	2	1	0	1		
45	Xavier Lipscomb	G 30:48	2-6	0-3	1-1	0	2	2	3	1	5	1	0	0	0		
1	Anastasios Rozakeas	08:44	0-1	0-1	0-0	0	2	2	1	0	0	0	1	0	0		
5	Trey Deveaux	26:25	7-11	0-0	9-14	4	4	8	3	9	23	1	3	1	0		
23	Yakhya Diop	07:57	1-4	0-0	0-0	2	2	4	4	0	2	0	0	0	0		
30	Anthony Arrington	12:25	0-4	0-3	0-0	0	0	0	1	0	0	1	0	1	0		
9	Abdou Khadre Kébé	19:07	2-4	0-2	3-5	1	1	2	2	7	1	1	1	0	0		
Team																	
Totals			22-57	2-18	19-28	16	25	41	26	19	65	9	16	3	2	9	

Major Fouls: NONE

Merrimack - 75

Record: 8-7 (4-0)

NO.	Name	Min	FG	3P	FT	Rebounds	Fouls	TP	AS	TO	ST	Blocks	+/-				
20	Todd Brogan	F 18:17	2-4	1-2	0-0	0	0	0	5	7	1	2	0				
3	Ernest Shelton	G 40:00	4-11	3-8	1-1	1	3	4	2	28	1	0	2	0			
4	Tye Dorset	G 40:00	0-4	0-3	2-2	0	3	3	1	1	2	4	1	1			
5	Kevar Kennedy	G 37:14	6-12	1-1	11-15	0	3	3	2	9	24	2	5	1			
10	Andre Marrero	30:08	2-8	1-7	4-5	0	1	1	0	2	9	1	2	1			
23	KC Ugwuakazi	17:03	3-4	0-0	0-3	3	1	4	5	2	6	0	0	2			
0	Dylan Vallejo	13:48	1-2	0-0	3-4	1	2	3	4	4	5	0	0	1			
1	Jaylen Stinson	03:30	0-1	0-1	0-0	0	0	0	0	0	1	0	0	0			
Team						1			8			9			0		
Totals			19-46	6-22	31-40	6	21	27	19	26	75	10	10	8	9	2	10

Major Fouls: NONE

MSM MC

Biggest lead	4 (1 st 4:41)	12 (2 nd 1:10)	Points from Turnovers	14	17	Period by Period Scoring	1st	2nd	TOT
Best Scoring Run	6 (1 st 11:55)	8 (1 st 13:26)	Paint	36	24	MSM	27	38	65
Lead Changes	8	0	Second Chance	12	8	MC	29	46	75
Times Tied	9	0	Fast Breaks	7	3				
Time with Lead	03:05	29:31	Bench	32	11				



Official Basketball Box Score - Final
Iona at Mount St. Mary's
12/29/25 Knott Arena, Emmitsburg
2025-26 Men's Basketball

Game Time: 7:00 PM
Game Duration: 2:01
Attendance: 2,776

Officials: Bill Covington, Jr., Vasil Malos, Josean Vega

Iona - 59

Record: 9-5 (1-2)

NO.	Name	Min	FG	3P	3P	FT	OR	Reb	Fouls	TP	AS	TO	ST	BS	BA	+/-	
9	Lamin Sabally	F 31:13	5-8	0-0	0-0	4	7	11	3	1	10	1	3	2	1	-5	
0	Keshawn Williams	G 24:17	1-5	0-1	0-0	0	3	3	0	0	2	1	1	0	0	-10	
2	Denver Anglin	G 29:22	5-15	3-10	0-0	0	2	2	1	1	13	3	0	4	0	-7	
11	C.J. Anthony	G 28:04	3-9	1-3	5-6	1	0	1	2	5	12	2	2	1	0	-2	
13	Kosy Akametu	G 19:58	1-8	1-4	2-2	1	7	8	2	2	5	1	1	1	0	0	
30	Toby Harris	26:19	3-10	3-10	0-0	1	1	1	2	0	9	2	1	0	0	0	
44	Allou Fall	21:46	1-3	0-0	1-2	1	4	5	2	2	3	0	6	0	1	-12	
7	Leki Jungers	11:06	1-5	1-5	0-0	0	0	0	0	0	0	0	0	0	0	0	
3	Chase Cormier	05:09	0-1	0-1	0-0	0	0	0	0	0	0	0	0	0	0	0	
4	Khalil Badru	02:52	1-1	0-0	0-0	2	1	0	1	0	2	0	0	0	0	-3	
Team						0			1	1	0	0	0	0	0	0	
Totals			21:65	9-34	1-10	9	27	36	14	11	59	10	9	2	2	-7	

2025-26 BOX SCORES



Official Basketball Box Score - Final
Saint Peter's at Mount St. Mary's
01/09/26 Knott Arena, Emmitsburg
2025-26 Men's Basketball

Game Time: 7:00 PM
Game Duration: 2:15
Attendance: 1,890

Officials: Pat Driscoll, Rob Ryle, Tony Cresp

Saint Peter's - 65

Record: 7-6 (4-1)

NO.	Name	Min	FG	3P	FT	Rebounds	Fouls	TP	AS	TO	ST	Blocks	B/A				
			M/A	M/A	M/A	OR	DR	PF	FF	FD	BS	BA					
10	Lucas Scroggins	F 11:40	0-1	0-0	0-0	0	3	3	2	1	0	0	0	2	0		
11	Zaaki Williamson	F 22:54	4-10	1-1	3-3	4	2	6	4	1	12	1	0	2	3		
1	Brent Bland	G 28:15	3-12	2-8	4-5	1	4	5	5	4	12	1	1	1	0	1	3
7	Elijah Perkins	G 23:34	0-3	0-0	1-2	2	1	3	3	1	1	2	0	1	0	0	-6
8	Bryce Eaton	G 20:07	0-8	0-7	0-0	0	3	3	0	1	0	1	3	0	0	1	-4
0	Eric Morgan Jr.	15:30	1-5	1-4	0-0	0	1	1	1	1	0	3	1	0	0	0	2
2	TJ Robinson	24:29	3-5	1-2	11-13	1	1	2	2	8	18	3	4	1	0	0	5
5	Jahki Gupton	25:12	4-9	1-1	2-6	7	3	10	4	5	11	0	2	0	0	0	-2
14	Bol Agu	15:33	1-4	1-3	0-0	3	1	4	2	0	3	0	0	1	0	1	-4
4	Adetokunbo Bakare	12:46	2-6	1-5	0-0	0	0	0	0	0	5	0	1	2	0	0	-4
						2	3	5	0	0	0	1					
Totals			18-63	8-31	21-29	20	22	42	23	21	55	9	12	10	4	6	-5

Shooting By Period		
1st FG%	11-32	34.4%
3PT%	5-16	31.3%
FT%	6-8	75%
2nd FG%	7-31	22.6%
3PT%	3-15	20.0%
FT%	15-21	71.4%
GM FG%	18-63	28.6%
3PT%	8-31	25.8%
FT%	21-29	72.4%
Dead Ball Rebounds: 3.0		

Major Fouls: NONE

Mount St. Mary's - 70

Record: 6-11 (2-4)

NO.	Name	Min	FG	3P	FT	Reb	OR	DR	Fouls	TP	AS	TO	ST	Blocks	+/-	
			M/A	M/A	M/A	OR	DR	PF	FF	FD	FD	BS	BA			
5	Trey Deveaux	F 28:38	4-10	1-3	3-3	0	2	2	2	2	12	2	1	2	1	
9	Abdou Khadre Kebé	F 25:07	4-7	2-4	3-3	0	5	5	5	2	13	1	0	2	1	
21	Luke McElidon	F 24:02	2-5	0-0	3-4	3	7	10	1	2	7	0	3	0	1	
2	Arlandus Keyes	G 29:00	3-8	3-6	2-4	0	6	6	3	2	11	0	3	2	0	
45	Xavier Lipscomb	G 32:58	3-9	0-3	12-12	2	2	4	3	9	18	5	4	0	2	
30	Anthony Arrington	20:29	1-6	0-2	0-2	1	2	3	2	3	2	1	0	0	0	
11	Justin Amadi	15:38	0-1	0-0	2-2	0	1	1	1	2	2	0	1	0	1	
23	Yakhya Diop	11:42	1-2	0-0	1-2	1	3	4	3	1	3	0	0	0	0	
4	Mason So	12:26	1-2	0-0	0-0	1	2	3	1	0	2	1	2	2	0	
Team						3	0	3	0	0	0	0				
Totals			19-50	6-18	26-32	11	30	41	21	23	70	10	14	8	6	4

Shooting By Period		
1st FG%	10-26	38.5%
3PT%	5-11	45.5%
FT%	6-6	100%
2nd FG%	9-24	37.5%
3PT%	1-7	14.3%
FT%	20-26	76.9%
GM FG%	19-50	38.0%
3PT%	6-18	33.3%
FT%	26-32	81.3%
Dead Ball Rebounds: 4.0		

Major Fouls: NONE

SPU		MOUNT	
Biggest lead	6 (1 st 6:05)	7 (2 nd 13:02)	
Best Scoring Run	7 (2 nd 9:39)	8 (2 nd 17:42)	
Lead Changes	11		
Times Tied	9		
Time with Lead	10:42	21:52	

Period by Period Scoring			
	1st	2nd	TOT
SPU	33	32	65
MOUNT	31	39	70



Official Basketball Box Score - Final
Sienna at Mount St. Mary's
01/11/26 Knott Arena, Emmitsburg
2025-26 Men's Basketball

Game Time: 2:00 PM
Game Duration: 1:56
Attendance: 2,061

Officials: Ed Corcos, Michael Kitts, Jason Bradwell

Sienna - 67

Record: 11-6 (4-2)

NO.	Name	Min	FG	3P	FT	Rebounds	Fouls	TP	AS	TO	ST	Blocks	+/-
			M/A	M/A	M/A	OR	DR	PF	FF	FD	BS	BA	
2	Antonio Chandler	F 15:46	0-1	0-1	0-0	1	3	4	2	0	0	0	0
11	Francis Foleas	F 24:54	5-8	0-1	5-7	0	3	3	3	4	15	2	0
21	Brendan Coyle	F 23:23	2-6	1-5	1-2	1	0	1	2	1	8	0	1
0	Justice Shoats	G 40:00	8-11	0-0	2-3	1	4	5	3	4	18	4	0
4	Gavin Doty	G 38:02	3-13	2-8	2-2	1	6	7	2	5	10	1	3
55	Riley Mulvey	25:14	1-3	0-0	3-4	4	5	9	1	4	5	2	1
1	Isaiah Henderson	09:36	1-3	1-3	1-2	0	0	0	2	1	4	0	0
3	Christian Jones	23:05	3-10	3-5	0-0	0	0	0	2	0	9	1	0
Team						3	3	6	0	0	0	1	
Totals			23-55	7-23	14-20	11	24	35	17	19	67	10	8

Shooting By Period		
1st FG%	11-30	36.7%
3PT%	5-14	35.7%
FT%	2-5	40%
2nd FG%	12-25	48.0%
3PT%	2-9	22.2%
FT%	12-15	80%
GM FG%	23-55	41.8%
3PT%	7-23	30.4%
FT%	14-20	70.0%
Dead Ball Rebounds: 2.1		

Major Fouls: Doty (F1) 1st 4-10

Mount St. Mary's - 50

Record: 6-12 (2-5)

NO.	Name	Min	FG	3P	FT	Rebounds	Fouls	TP	AS	TO	ST	Blocks	+/-				
5	Trey Deveaux	F 24:46	4-6	2-2	2-2	3	1	4	4	3	12	0	3	0	0	-16	
9	Abdou Khadre Kébé	F 28:30	3-9	2-8	0-0	0	5	5	2	0	8	1	1	0	0	-5	
21	Luke McElidon	F 24:36	4-5	0-0	0-2	1	5	6	2	1	8	1	1	1	0	-7	
2	Arlandus Keyes	G 28:20	1-14	1-8	4-6	4	1	5	3	3	7	2	2	1	0	-16	
45	Xavier Lipscomb	G 30:42	0-7	0-6	7-8	3	5	8	1	5	7	1	3	1	0	-19	
30	Anthony Arrington	21:31	2-6	1-3	0-0	1	1	2	3	1	5	0	3	1	0	-10	
11	Justin Amadi	24:05	1-4	0-0	1-2	1	1	2	2	4	3	0	0	0	1	-6	
23	Yakhya Diop	06:33	0-0	0-0	0-0	0	0	0	1	0	0	0	1	0	0	-5	
4	Mason So	10:57	0-0	0-0	0-0	0	1	1	0	0	0	0	1	1	0	-1	
Team																	
Totals			15-51	6-27	14-20	14	24	38	19	17	50	6	15	4	3	1	-17

Major Fouls: NONE

SIENA		MOUNT	
Biggest lead	17 (2 nd 0:21)	1 (1 st 19:09)	
Best Scoring Run	8 (1 st 4:39)	10 (1 st 1:38)	
Lead Changes	4		
Times Tied	2		
Time with Lead	37:56	01:09	

Points from	SIENA	MOUNT
Turnovers	13	5
Paint	22	16
Second Chance	8	12
Fast Breaks	7	7
Bench	18	8

Period by Period Scoring			
	1st	2nd	TOT
SIENA	29	38	67
MOUNT	25	25	50



Official Basketball Box Score - Final
Mount St. Mary's at Canisius
01/17/26 Kossler Athletic Center, Buffalo, N.Y.
2025-26 Men's Basketball

Game Time: 12:02 PM
Game Duration: 1:51
Attendance: 591

Officials: Mikelange Flaury, Tommy Densen, David Powell

Mount St. Mary's - 78

Record: 7-12 (3-5)

NO.	Name	Min	FG	3P	FT	OR	DR	Fouls	TP	AS	TO	ST	Blocks	+/-		
			M/A	M/A	M/A	OR	DR	PF	FF	FD	BS	BA	BS	BA		
5	Trey Deveaux	F 31:20	5-8	2-2	4-4	1	1	2	0	3	16	1	2	1	0	2
9	Abdou Khadre Kébé	F 27:55	4-7	0-2	1-1	1	5	6	2	1	9	2	1	1	1	0
21	Luke McElidon	F 24:04	5-7	0-0	0-1	2	5	7	0	2	10	0	1	1	1	3
2	Arlandus Keyes	G 24:50	9-12	4-7	0-0	1	5	6	1	2	22	1	0	1	2	10
45	Xavier Lipscomb	G 25:16	0-5	0-4	4-4	0	3	3	2	3	4	6	5	0	0	6
30	Anthony Arrington	23:24	2-7	0-1	0-1	0	3	3	2	2	4	1	0	2	0	7
4	Mason So	15:14	3-4	1-1	0-0	0	1	1	1	1	7	1	2	0	0	3
11	Justin Amadi	08:40	0-0	0-0	0-0	0	0	0	1	1	1	1	1	0	0	4
23	Yakhya Diop	14:32	0-0	0-0	3-5	0	5	5	3	3	3	0	2	0	0	6
1	Anastasio Rozakeas	04:46	1-2	1-2	0-0	0	2	2	0	0	3	0	0	0	0	-4
						3			0			3				
Team						8	30	38	12	18	78	13	6	4	3	10

2025-26 BOX SCORES



Official Basketball Box Score - Final
Quinnipiac at Mount St. Mary's
01/24/26 Knott Arena, Emmasburg
2025-26 Men's Basketball

Game Time: 7:00 PM
Game Duration: 1:55
Attendance: 1,364

Officials: Jeffrey Clark, Bill Covington, Jr., Michael Kils

Quinnipiac - 77

Record: 14-7 (7-3)

NO.	Name	Min	FG	3P	FT	Rebounds	Fouls	TP	AS	TO	ST	Blocks	+/-					
			M/A	M/A	M/A	OR	DR	PF	FF			BS	BA					
2	Amari Monroe	F 30:33	7-13	2-5	1-1	1	9	10	2	2	17	1	0	2	0	0	15	
8	Grant Randall	F 28:40	3-8	2-5	4-6	1	2	3	2	3	12	1	1	1	0	0	11	
12	Spence Wewe	F 21:30	2-4	0-0	0-0	0	7	7	4	1	4	1	0	1	1	2	17	
3	Asim Jones	G 28:27	4-10	2-4	3-4	1	1	2	3	2	13	1	2	1	0	0	16	
24	Jaden Zimmerman	G 31:44	5-15	2-5	1-2	1	1	2	4	3	13	7	2	2	0	1	19	
21	Keith McKnight	24:05	1-2	0-0	0-4	2	4	6	1	4	2	3	1	4	0	0	-4	
32	Samuel Nosakhare	11:00	2-2	0-0	0-0	0	1	1	1	0	4	0	0	1	0	0	3	
5	Christopher Skenderi	00:43	0-0	0-0	0-0	0	0	0	0	0	0	0	0	0	0	0	3	
10	Ronell Giles, Jr.	04:13	0-0	0-0	0-0	0	0	0	2	0	1	0	0	0	0	0	3	
4	Tai Turnage	09:16	1-2	1-1	2-2	0	0	0	0	1	5	0	0	1	0	0	0	
9	Nate Guereombra	09:57	2-3	0-0	0-0	0	0	0	0	1	4	0	0	1	1	0	-9	
11	Samson Reilly	01:52	1-2	1-2	0-0	0	0	0	0	1	0	3	0	0	0	0	2	
34	Akintola Akinniyi	00:00	0-0	0-0	0-0	0	0	0	0	0	0	0	0	0	0	0	-1	
Team						1	0	1	0	0	0	1						
Totals			28-61	10-22	11-19	17	25	32	21	16	77	15	9	13	1	3	15	

Shooting By Period		
1 st FG%	14-31	45.2%
3PT%	7-10	70.0%
FT%	6-8	75%
2 nd FG%	14-30	46.7%
3PT%	3-12	25.0%
FT%	5-11	45.5%
GM FG%	28-61	45.9%
3PT%	10-22	45.5%
FT%	11-19	57.9%
Dead Ball Rebounds: 4.0		



Official Basketball Box Score - Final
Rider at Mount St. Mary's
01/24/26 Knott Arena, Emmasburg
2025-26 Men's Basketball

Game Time: 4:00 PM
Game Duration: 2:03
Attendance: 2,367

Officials: Brian Zink, Joseen Vega, Randall Wells

Rider - 61

Record: 2-17 (1-8)

NO.	Name	Min	FG	3P	FT	Rebounds	Fouls	TP	AS	TO	ST	Blocks	+/-				
			M/A	M/A	M/A	OR	DR	TOT	PF	FF		BS	BA				
3	Sherman Fuller	F 25:32	3-10	0-0	2-3	5	6	11	4	2	8	0	0	1	2	1	
7	Davis Bynum	F 18:19	0-4	0-0	0-0	1	0	1	1	0	0	1	1	0	0	6	
0	Zion Cruz	G 37:45	8-23	4-10	2-2	3	2	5	2	2	22	2	2	0	0	-10	
2	Caleb Smith	G 33:14	2-6	0-1	1-2	3	6	9	2	1	5	0	3	0	0	-6	
11	Flash Burton	G 36:31	6-16	2-5	6-6	1	1	2	3	4	20	4	1	3	0	-7	
13	Daniel Heltterhoff	14:28	1-2	0-0	2-2	0	1	1	0	2	4	0	0	0	0	-11	
5	Jamir McNeil	07:44	0-0	0-0	0-0	0	0	0	0	0	0	0	0	0	0	-5	
21	Cole McCabe	16:08	0-2	0-1	1-2	2	1	3	1	1	1	1	0	1	0	-8	
10	AB Coulbaly	04:54	0-0	0-0	0-0	0	0	0	1	0	0	0	0	0	0	-7	
14	Antwan Wilson	05:26	0-0	0-0	1-2	2	0	2	2	1	1	0	0	0	0	-3	
Team						2	2	4	0	0	0	1	0	0	0	-3	
Totals			20-63	6-17	15-19	19	19	38	16	13	61	8	8	5	2	2	-10

Shooting By Period		
1 st FG%	12-30	40.0%
3PT%	6-10	60.0%
FT%	3-4	75%
2 nd FG%	8-33	24.2%
3PT%	0-7	0.0%
FT%	12-15	80%
GM FG%	20-63	31.7%
3PT%	6-17	35.3%
FT%	15-19	78.9%
Dead Ball Rebounds: 1.0		

Major Fouls: NONE

Mount St. Mary's - 71

Record: 9-13 (5-6)

NO.	Name	Min	FG	3P	FT	Rebounds	Fouls	TP	AS	TO	ST	Blocks	+/-					
			M/A	M/A	M/A	OR	DR	TOT	PF	FF		BS	BA					
5	Trey Deveaux	F 27:30	4-10	1-4	4-6	4	2	6	0	4	13	4	0	0	0	3		
9	Abdou Khadre Kébé	F 29:44	4-9	0-2	4-8	1	8	9	3	4	12	0	3	3	0	1	4	
21	Luke McDold	F 25:27	1-2	0-0	1-1	0	6	6	2	1	3	0	1	0	1	1	0	
2	Arlandus Keyes	G 32:48	6-10	4-7	0-0	0	0	0	3	1	16	5	0	1	0	9	0	
45	Xavier Lipscomb	G 32:22	7-8	4-5	2-4	0	0	0	2	3	20	0	3	0	0	0	11	
11	Justin Amadi	13:57	0-0	0-0	0-0	2	2	0	1	0	0	0	0	1	1	0	-5	
23	Yakhya Diop	12:35	1-2	0-0	2-2	3	3	6	1	1	4	0	0	0	0	0	3	
30	Anthony Arrington, Jr.	13:51	1-4	0-2	1-2	0	1	1	2	1	3	1	2	0	0	0	3	
4	Mason So	09:16	0-0	0-0	0-0	1	1	0	1	0	0	1	3	0	0	0	-1	
1	Anastasios Rozakeas	02:30	0-1	0-1	0-0	0	0	0	0	0	0	0	0	0	0	0	-1	
Team						0	4	4	0	0	0	0	0	0	0	0	-1	
Totals			24-46	9-21	14-23	8	27	35	13	16	71	11	12	5	2	2	-10	

Shooting By Period		
1 st FG%	12-26	50.0%
3PT%	5-10	50.0%
FT%	2-2	100%
2 nd FG%	11-20	55.0%
3PT%	4-11	36.4%
FT%	12-21	57.1%
GM FG%	24-46	52.2%
3PT%	9-21	42.9%
FT%	14-23	60.9%
Dead Ball Rebounds: 4.0		

Major Fouls: NONE

RIDER			MOUNT		
Biggest lead	10 (1 st 10:58)	12 (2 nd 0:57)	Points from Turnovers	9	9
Best Scoring Run	6 (1 st 13:14)	8 (2 nd 19:42)	Paint	20	30
Lead Changes	2	2	Second Chance	21	9
Times Tied	2	2	Fast Breaks	5	9
Time with Lead	20:05	17:47	Bench	6	7
Period by Period Scoring			RIDER		
			1st	2nd	TOT
			33	28	61
			MOUNT		
			33	38	71



Official Basketball Box Score - Final
Mount St. Mary's at Saint Peter's
01/30/26 Yantak Center, Jersey City
2025-26 Men's Basketball

Game Time: 6:00 PM
Game Duration: 2:01
Attendance: 1,012

Officials: Rob Riley, Tim Smith, John Cahill Jr.

Mount St. Mary's - 58

Record: 9-14 (5-7)

NO.	Name	Min	FG M/A	3P M/A	FT M/A	Rebounds OR DR	Fouls PF FF	TP	AS	TO	ST	Blocks BS	+/-
5	Trey Deveaux	F 21:40	2-4	0-1	0-0	1 2	3 1	0 4	0	1	0	0	0
9	Abdou Khadre Kébé	F 25:31	3-9	1-5	0-0	1 6	8 2	2 7	0	3	0	0	-21
21	Luke McDold	F 24:34	3-5	0-0	1-5	1 6	7 3	4 7	0	2	0	2	-7
2	Arlandus Keyes	G 22:29	2-8	2-6	0-0	1 0	1 5	1 6	4	2	1	0	0
45	Xavier Lipscomb	G 35:06	3-7	2-5	3-4	0 3	3 5	2 5	11	3	1	0	-5
11	Justin Amadi	23:55	5-6	0-0	8-10	4 2	6 5	1 18	0	1	0	1	6
30	Anthony Arrington, Jr.	21:03	2-7	1-4	0-0	1 2	3 3	0 5	1	4	0	0	7
4	Mason So	09:51	0-0	0-0	0-0	0 0	0 0	0 0	0	1	0	0	2
23	Yakhya Diop	09:51	0-1	0-0	0-0	1 1	2 0	0 0	0	0	0	0	2
1	Anastasios Rozakeas	05:00	0-2	0-2	0-0	0 1	1 0	0 0	0	1	0	0	-7
Team						2 2	4 0	0 1					
Totals			20-49	6-23	12-19	13 25	38 17	17 58	9	16	3	4	0 -8

Shooting By Period		
1 st FG%	12-27	44.4%
3PT%	3-11	27.3%
FT%	6-6	100%
2 nd FG%	8-22	36.4%
3PT%	3-12	25.0%
FT%	6-13	46.2%
GM FG%	20-49	40.8%
3PT%	6-23	26.1%
FT%	12-19	63.2%
Dead Ball Rebounds: 4.0		



Official Basketball Box Score - Final
Manhattan at Mount St. Mary's
02/01/26 Knott Arena, Emmasburg
2025-26 Men's Basketball

Game Time: 2:00 PM
Game Duration: 2:25
Attendance: 2,725

Officials: Nathan Farrell, Ed Corias, Steven Perry, Jr.

Manhattan - 65

Record: 9-15 (5-8)

NO.	Name	Min	FG M/A	3P M/A	FT M/A	Reb OR	Drb DR	Fouls TP	PF	TP	AS	TO	ST	BS Blocks	+/-		
3	Fraser Roxburgh	F 28:32	4-12	1-5	0-0	0	4	4	2	0	9	2	1	0	0	0	
21	Marko Lybubic	F 28:06	5-12	3-9	1-2	0	4	4	2	2	14	0	0	1	0	-8	
0	Devin Dinkins	G 32:41	2-8	0-5	4-5	1	0	1	2	4	8	2	2	0	0	-15	
2	Jaden Winston	G 31:35	4-11	3-8	2-2	0	3	3	3	2	13	4	2	5	0	-3	
22	Terrance Jones	G 30:13	2-4	1-3	0-0	1	5	6	1	0	5	1	0	3	0	-7	
1	Anthony Isaac	17:42	3-5	0-0	4-4	5	4	9	1	3	10	0	2	0	1	-3	
10	Quon Elliott	17:54	3-7	0-1	0-0	2	0	2	1	1	6	2	1	0	0	5	
5	Erik Oliver-Bush	04:16	0-0	0-0	0-0	0	1	1	2	0	0	0	0	0	0	-4	
23	Jackson Delaney	09:01	0-1	0-1	0-0	1	0	1	1	0	0	0	0	0	1	-4	
Team						0		1	0	0	0						
Totals			23:60	8-32	11-13	10	22	32	15	12	65	11	8	10	1	2	-7
Major Fouls: 20																	

2025-26 BOX SCORES



Official Basketball Box Score - Final
Quinnipiac at Mount St. Mary's
01/24/26 Knott Arena, Emmausburg
2025-26 Men's Basketball

Game Time: 7:00 PM
Game Duration: 1:55
Attendance: 1,364

Officials: Jeffrey Clark, Bill Covington, Jr., Michael Kils

Quinnipiac - 77

Record: 14-7 (7-3)

NO.	Name	Min	FG	3P	FT	Rebounds	Fouls	TP	AS	TO	ST	Blocks	+/-
			M-A	M-A	M-A	OR DR TOT	PF	FD				BS BA	
2	Amari Monroe	F 30:33	7-13	2-5	1-1	1 9 10	2 2	17	1	0	2	0 0	15
8	Grant Randall	F 28:40	3-8	2-5	4-6	1 2 3	2 3	12	1	1	1	0 0	11
12	Spence Wewe	F 21:30	2-4	0-0	0-0	0 7 7	4 1	4	1	0	1	1 2	17
3	Asim Jones	G 28:27	4-10	2-4	3-4	1 1 2	3 2	13	1	1	2	0 0	16
24	Jaden Zimmerman	G 31:44	5-15	2-5	1-2	1 1 2	4 3	13	7	2	2	0 1	19
21	Keith McKnight	24:05	1-2	0-0	0-4	2 4 6	1 4	2	3	1	4	0 0	-4
32	Samuel Nosakhare	11:00	2-2	0-0	0-0	0 1 1	1 0	4	0	0	1	0 0	3
5	Christopher Skenderi	00:43	0-0	0-0	0-0	0 0 0	0 0	0	0	0	0	0 0	3
10	Ronell Giles, Jr.	04:13	0-0	0-0	0-0	0 0 0	2 0	0	1	0	0	0 0	3
4	Tai Turnage	09:16	1-2	1-1	2-2	0 0 0	0 0	1	5	0	0	0 0	0
9	Nate Guereombra	09:57	2-3	0-0	0-0	0 0 0	0 0	1	4	0	1	0 0	-9
11	Samson Reilly	01:52	1-2	1-2	0-0	0 0 0	0 0	1	0	3	0	0 0	2
34	Akintola Akinniyi	00:00	0-0	0-0	0-0	0 0 0	0 0	0	0	0	0	0 0	-1
Team						1 0 1	0	0	0	1	0	0 0	-1
Totals			28-61	10-22	11-19	7 25 32	21 16	77	15	9	13	1 3	15

Shooting By Period		
1 st FG%	14-31	45.2%
3PT%	7-10	70.0%
FT%	6-8	75%
2 nd FG%	14-30	46.7%
3PT%	3-12	25.0%
FT%	5-11	45.5%
GM FG%	28-61	45.9%
3PT%	10-22	45.5%
FT%	11-19	57.9%
Dead Ball Rebounds: 4.0		



Official Basketball Box Score - Final
Rider at Mount St. Mary's
01/24/26 Knott Arena, Emmausburg
2025-26 Men's Basketball

Game Time: 4:00 PM
Game Duration: 2:03
Attendance: 2,367

Officials: Brian Zink, Joseen Vega, Randall Wells

Rider - 61

Record: 2-17 (1-8)

NO.	Name	Min	FG	3P	FT	Rebounds	Fouls	TP	AS	TO	ST	Blocks	+/-
			M-A	M-A	M-A	OR DR TOT	PF	FD				BS BA	
3	Sheman Fuller	F 25:32	3-10	0-0	2-3	5 6 11	4 2	8	0	0	1	2 1	1
7	Davis Bynum	F 18:19	0-4	0-0	0-0	0 1 0	1 0	0	1	1	0	0 0	6
0	Zion Cruz	G 37:45	8-23	4-10	2-2	3 2 5	2 2	22	2	2	0	0 0	-10
2	Caleb Smith	G 33:14	2-6	0-1	1-2	3 6 9	2 1	5	0	3	0	0 0	-6
11	Flash Burton	G 36:31	6-16	2-5	6-6	1 1 2	3 4	20	4	1	3	0 0	-7
13	Daniel Heltterhoff	14:28	1-2	0-0	2-2	0 1 0	1 0	2	4	0	0	0 0	-11
5	Jamir McNeil	07:44	0-0	0-0	0-0	0 0 0	0 0	0	0	0	0	0 0	-5
21	Cole McCabe	16:08	0-2	0-1	1-2	2 1 3	1 1	1	1	0	1	0 0	-8
10	AB Coulbaly	04:54	0-0	0-0	0-0	0 0 0	1 0	0	0	0	0	0 0	-7
14	Antwan Wilson	05:26	0-0	0-0	1-2	2 0 2	2 1	1	0	0	0	0 0	-3
Team						2 2 4	0	0	0	1	0	0 0	-3
Totals			20-63	6-17	15-19	19 19 38	16 13	61	8	8	5	2 2	-10

Shooting By Period		
1 st FG%	12-30	40.0%
3PT%	6-10	60.0%
FT%	3-4	75%
2 nd FG%	8-33	24.2%
3PT%	0-7	0.0%
FT%	12-15	80%
GM FG%	20-63	31.7%
3PT%	6-17	35.3%
FT%	15-19	78.9%
Dead Ball Rebounds: 1.0		

Major Fouls: NONE

Mount St. Mary's - 71

Record: 9-13 (5-6)

NO.	Name	Min	FG	3P	FT	Rebounds	Fouls	TP	AS	TO	ST	Blocks	+/-
			M-A	M-A	M-A	OR DR TOT	PF	FD				BS BA	
5	Trey Deveaux	F 27:30	4-10	1-4	4-6	4 2 6	0 4	13	4	0	0	0 0	3
9	Abdou Khadre Kébé	F 29:44	4-9	0-2	4-8	1 8 9	3 4	12	0	3	3	0 1	4
21	Luke McDold	F 25:27	1-2	0-0	1-1	0 6 6	2 1	3	0	1	0	1 0	-1
2	Arlandus Keyes	G 32:48	6-10	4-7	0-0	0 4 0	0 3	1	16	5	0	1 0	9
45	Xavier Lipscomb	G 32:22	7-8	4-5	2-4	0 0 0	2 3	20	0	3	0	0 0	11
11	Justin Amadi	13:57	0-0	0-0	0-0	2 2 0	0 1	0	0	0	1	1 0	-5
23	Yakhya Diop	12:35	1-2	0-0	2-2	3 3 6	1 1	4	0	0	0	0 0	3
30	Anthony Arrington, Jr.	13:51	1-4	0-2	1-2	0 1 1	2 1	3	1	2	0	0 0	3
4	Mason So	09:16	0-0	0-0	0-0	1 1 0	0 0	1	0	0	0	0 0	-1
1	Anastasios Rozakeas	02:30	0-1	0-1	0-0	0 0 0	0 0	0	0	0	0	0 0	-1
Team						0 4 4	0	0	0	0	0	0 0	-1
Totals			24-46	9-21	14-23	8 27 35	13 16	71	11	12	5	2 2	10

Shooting By Period		
1 st FG%	12-26	50.0%
3PT%	5-10	50.0%
FT%	2-2	100%
2 nd FG%	11-20	55.0%
3PT%	4-11	36.4%
FT%	12-21	57.1%
GM FG%	24-46	52.2%
3PT%	9-21	42.9%
FT%	14-23	60.9%
Dead Ball Rebounds: 4.0		

Major Fouls: NONE

RIDER		MOUNT	
Biggest lead	10 (1 st 10:58)	12 (2 nd 0:57)	
Best Scoring Run	6 (1 st 13:14)	8 (2 nd 19:42)	
Lead Changes	2	2	
Times Tied	2	5	
Time with Lead	20:05	17:47	
Points from Turnovers		RIDER	
		9	9
Paint		MOUNT	
		20	30
Second Chance		RIDER	
		21	9
Fast Breaks		MOUNT	
		33	28
Bench		MOUNT	
		33	38
Period by Period Scoring		1st	
		2nd	TOT
		33	61



Official Basketball Box Score - Final
Mount St. Mary's at Saint Peter's
01/30/26 Yawitz Center, Jersey City
2025-26 Men's Basketball

Game Time: 6:00 PM
Game Duration: 2:01
Attendance: 1,012

Officials: Rob Riley, Tim Smith, John Cahill Jr.

Mount St. Mary's - 58

Record: 9-14 (5-7)

NO.	Name	Min	FG	3P	FT	Rebounds	Fouls	TP	AS	TO	ST	Blocks	+/-
			M-A	M-A	M-A	OR DR TOT	PF	FD				BS BA	
5	Trey Deveaux	F 21:40	2-4	0-1	0-0	1 2 3	1 0	4	0	1	0	0 0	-17
9	Abdou Khadre Kébé	F 25:31	3-9	1-5	0-0	2 6 8	2 2	7	0	3	1	1 0	-21
21	Luke McDold	F 24:34	3-5	0-0	1-5	1 6 7	3 4	7	0	0	2	0 0	-7
2	Arlandus Keyes	G 22:29	2-8	2-6	0-0	1 0 1	5 1	6	4	2	1	0 0	0
45	Xavier Lipscomb	G 35:06	3-7	2-5	3-4	0 3 3	2 5	11	3	1	0	0 0	-5
11	Justin Amadi	23:55	5-6	0-0	8-10	4 2 6	1 5	18	0	1	0	1 0	6
30	Anthony Arrington, Jr.	21:03	2-7	1-4	0-0	1 2 3	3 0	5	1	4	0	0 0	7
4	Mason So	09:51	0-0	0-0	0-0	0 0 0	0 0	0	0	0	0	0 0	2
23	Yakhya Diop	09:51	0-1	0-0	0-0	0 1 1	2 0	0	0	0	0	0 0	2
1	Anastasios Rozakeas	05:00	0-2	0-2	0-0	0 1 1	0 0	0	0	1	0	0 0	-7
Team						2 2 4	0	0	0	1	0	0 0	-7
Totals			20-49	6-23	12-19	13 25 38	17 17	58	9	16	3	4 0	-8

Shooting By Period		
1 st FG%	12-27	44.4%
3PT%	3-11	27.3%
FT%	6-6	100%
2 nd FG%	8-22	36.4%
3PT%	3-12	25.0%
FT%	6-13	46.2%
GM FG%	20-49	40.8%
3PT%	6-23	26.1%
FT%	12-19	63.2%
Dead Ball Rebounds: 4.0		



Official Basketball Box Score - Final
Manhattan at Mount St. Mary's
02/01/26 Knott Arena, Emmausburg
2025-26 Men's Basketball

Game Time: 2:00 PM
Game Duration: 1:50
Attendance: 2,725

Officials: Nathan Farrell, Ed Corias, Steven Perry, Jr.

Manhattan - 65

Record: 9-15 (5-8)

NO.	Name	Min	FG	3P	FT	Rebounds	Fouls	TP	AS	TO	ST	Blocks	+/-
			M-A	M-A	M-A	OR DR TOT	PF	FD				BS BA	
3	Fraser Roxburgh	F 28:32	4-12	1-5	0-0	0 4 4	2 0	9	2	1	0	0 0	0
21	Marko Lybubic	F 28:06	5-12	3-9	1-2	0 4 4	2 2	14	0	0	1 0	1 0	-8
0	Devlin Dinkins	G 32:41	2-8	0-5	4-5	1 0 1	2 4	8	2	2	0	0 0	-15
2	Jaden Winston	G 31:35	4-11	3-8	2-2	0 3 3	3 2	13	4	2	5	0 0	-3
22	Terrance Jones	G 30:13	2-4	1-3	0-0	1 5 6	1 0	5	1	0	3	0 0	-7
1	Anthony Isaac	17:42	3-5	0-0	4-4	5 4 9	1 3	10	0	2	0	1 0	-3
10	Quon Elliott	17:54	3-7	0-1	0-0	2 0 2	1 1	6	2	1	0	0 0	5
5	Erik Oliver-Bush	04:16	0-0	0-0	0-0	0 1 1	2 0	0	0	0	0	0 0	0
23	Jackson Delaney	09:01	0-1	0-1	0-0	1 0 1	1 0	0	0	0	1	0 0	-4
Team						0 1 1	0	0	0	0	0	0 0	-7
Totals			23-60	8-32	11-13	10 22 32	15 12	65	11	8	10	1 2	-7

Shooting By Period		
1 st FG%	10-30	33.3%
3PT%	4-19	21.1%
FT%	3-4	75%
2 nd FG%	13-30	43.3%
3PT%	4-13	30.8%
FT%	8-9	88.9%
GM FG%	23-60	38.3%
3PT%	8-32	25.0%
FT%	11-13	84.6%
Dead Ball Rebounds: 1.0		

Major Fouls: NONE

Mount St. Mary's - 72

Record: 10-14 (6-7)