



# MEN'S BASKETBALL RECORD BOOK

(UPDATED APRIL 1, 2026)



# INDIVIDUAL RECORDS - CAREER RECORDS (PLAYERS IN CAPS AND BOLD ACTIVE)

## SCORING

Rnk	Name	Points
1.	Steve Burttt '84	2,534
2.	Steve Burttt '06	2,034
3.	A.J. English	2,004
4.	Gary Springer '84	1,866
5.	Jeff Ruland	1,855
6.	E.J. Crawford	1,851
7.	Tariq Kirksay	1,815
8.	Kevin Bass	1,729
9.	Sean Armand	1,694
10.	Glenn Vickers	1,644
11.	Richie Simmonds	1,631
12.	Mindaugas Timinskas	1,617
13.	Scott Machado	1,613
14.	Sean Green	1,550
15.	Greg Jenkins	1,487
16.	David Laury	1,465
17.	Dyree Wilson	1,449
18.	Rory Grimes	1,440
19.	Dave Brown	1,438
20.	Bob Coleman	1,435
21.	Rickey McGill	1,434
22.	Ricky Soliver	1,413
23.	Kevin Hamilton	1,412
24.	Richie Guerin	1,375
25.	Mikkel Larsen	1,351
26.	Warren Isaac	1,331
27.	Lamont Jones	1,287
28.	Mike Glover	1,286
29.	Kashif Hameed	1,276
30.	Tony Hargraves	1,232
31.	Nelly Junior Joseph	1,149
32.	Nakiea Miller	1,122
33.	Schadrac Casimir	1,112
34.	Ray Hyland	1,105
35.	Bob McMahon	1,083
36.	Art Wiggins	1,082
37.	Jordan Washington	1,070
38.	Greg Barr	1,066
39.	Isaiah Williams	1,044
40.	Phil Grant	1,039
41.	Joe Bernardi	1,029
42.	John O'Hagan	1,005
43.	Bryan Matthew	982
	Courtney Fields	982
45.	Deyshonee Much	981
46.	Ralph Savarese	889
47.	Nestor Payne	888
48.	Jermel Jenkins	884
49.	Maceo Wofford	868
50.	Jim Raysor	865

## SCORING AVERAGE

Rnk	Name	Points
1.	Warren Isaac	21.5
2.	Steve Burttt '84	20.9
3.	Jeff Ruland	20.8
4.	Richie Guerin	19.9
5.	Lamont Jones	19.2
6.	Sean Green	19.1
7.	Mike Glover	18.4
8.	Derrick Canada	18.4
9.	A.J. English	17.9
10.	Kevin Bass	17.6
11.	Steve Burttt '06	17.0

## FIELD GOALS

Rnk	Name	Field Goals
1.	Steve Burttt '84	1,003
2.	Gary Springer	721
3.	Jeff Ruland	717
4.	Steve Burttt '06	672
5.	Kevin Bass	657
6.	Richie Simmonds	641
7.	E.J. Crawford	634
8.	Tariq Kirksay	619
9.	A.J. English	612
10.	Sean Green	599
11.	Bob Coleman	585

## FIELD GOAL ATTEMPTS

Rnk	Name	Attempts
1.	Steve Burttt '84	1,923
2.	Steve Burttt '06	1,543
3.	A.J. English	1,447
4.	Kevin Bass	1,407
5.	Gary Springer	1,386
6.	Sean Green	1,349
7.	E.J. Crawford	1,338
9.	Richie Simmonds	1,280
9.	Mindaugas Timinskas	1,276
10.	Tariq Kirksay	1,253
11.	Sean Armand	1,244

## FIELD GOAL PERCENTAGE

(Min. 200 attempts)

Rnk	Name	Percentage
1.	Jeff Ruland	.635
2.	Harry Hart	.628
3.	Mike Glover	.623
4.	Alejo Rodriguez	.612
5.	Steve Smith	.600
6.	Nakiea Miller	.582
7.	Anthony Bruin	.581
8.	<b>Lamin Sabally</b>	<b>.575</b>
9.	TK Edogi	.569
	Bob Coleman	.569
11.	Steve Smith	.564
12.	Arnie Russell	.563

## THREE-POINT FIELD GOALS

Rnk	Name	Field Goals
1.	Sean Armand	348
2.	A.J. English	313
3.	Steve Burttt '06	263
4.	Isaiah Williams	215
5.	Schadrac Casimir	205
6.	Deyshonee Much	204
7.	E.J. Crawford	192
8.	Jermel Jenkins	176
9.	Kyle Smyth	165
10.	Milan Prodanovic	165

## 3-POINT FIELD GOAL ATTEMPTS

Rnk	Name	Attempts
1.	A.J. English	836
2.	Sean Armand	807
3.	Steve Burttt '06	671
4.	Isaiah Williams	541
5.	E.J. Crawford	519
6.	Deyshonee Much	496
	Milan Prodanovic	496
8.	Schadrac Casimir	472
9.	Jermel Jenkins	462
10.	Kyle Smyth	428
11.	Ricky Soliver	418

## 3-POINT FIELD GOAL PERCENTAGE

Rnk	Name	Percentage
1.	Schadrac Casimir	.4343
2.	Jan Svandrlik	.4336
3.	Sean Armand	.431
4.	Jon Severe	.424
5.	Alvin Lott	.417
6.	<b>Toby Harris</b>	<b>.411</b>
	Deyshonee Much	.411
8.	Walter Clayton Jr.	.406
9.	Maceo Wofford	.402
10.	Tre Bowman	.400
11.	Jean Aranguren	.397
	Isaiah Williams	.397
13.	Richie Simmonds	.395

## FREE THROWS MADE

Rnk	Name	Free Throws
1.	Glenn Vickers	564
2.	Steve Burttt '84	528
3.	A.J. English	467
4.	Tariq Kirksay	464
5.	Scott Machado	432
6.	Steve Burttt '06	427
7.	Gary Springer	424
8.	Jeff Ruland	421
9.	Kevin Bass	415
10.	Richie Guerin	413
11.	Dyree Wilson	405

# INDIVIDUAL RECORDS - CAREER RECORDS (PLAYERS IN MAROON AND BOLD ACTIVE)

## FREE THROW ATTEMPTS

Rnk	Name	Attempts
1.	Steve Burt '84	727
2.	Glenn Vickers	716
3.	Gary Springer	655
4.	Tariq Kirksay	639
5.	Jeff Ruland	619
6.	Dyree Wilson	591
7.	A.J. English	590
8.	Scott Machado	584
9.	David Laury	581
10.	Kevin Bass	569

## ASSISTS

Rnk	Name	Assists
1.	Scott Machado	880
2.	Rory Grimes	558
3.	Rickey McGill	551
4.	Tony Hargraves	539
5.	A.J. English	509
6.	Glenn Grant	484
7.	Marvin McCullough	481
8.	Ricky Soliver	441
9.	Glenn Vickers	432
10.	Jason Young	397

## FOULS

Rnk	Name	Fouls
1.	Gary Springer	442
2.	Mindaugas Timinskas	396
3.	Greg Jenkins	383
4.	Tony Hargraves	376
5.	Kevin Cooper	342
6.	Steve Burt	337
7.	Alejo Rodriguez	332
	Bob Coleman	332
9.	Kashif Hameed	330
10.	Dave Brown	317

## FREE THROW PERCENTAGE

(Min. 150 attempts)

Rnk	Name	Percentage
1.	Walter Clayton Jr.	.885
2.	Schadrac Casimir	.878
3.	Lamont Jones	.859
4.	Dave Budd	.849
5.	Steve Burt '06	.831
6.	Kevin Hamilton	.821
7.	E.J. Crawford	.816
8.	Gary Torigian	.814
9.	Asante Gist	.813
10.	Bryan Matthew	.795
	John McDonald	.795

## BLOCKS

Rnk	Name	Blocks
1.	Nakiea Miller	249
2.	Kashif Hameed	209
3.	Greg Jenkins	203
4.	Kevin Vesey	184
	Mikkel Larsen	184
6.	Gary Springer	164
7.	Harry Hart	147
8.	Nelly Junior Joseph	143
9.	Anthony Bruin	134
	Jeff Ruland	134
11.	Kevin Cooper	128

## DISQUALIFICATIONS

Rnk	Name	Disqualifications
1.	Gary Springer	31
2.	Mindaugas Timinskas	29
3.	Greg Jenkins	26
4.	Tony Hargraves	19
	Kevin Cooper	19
6.	Steve Burt	18
7.	Courtney Fields	17
8.	Tajuan Agee	16
	Kashif Hameed	16
10.	Jeff Wilder	15

## REBOUNDS

Rnk	Name	Rebounds
1.	Warren Isaac	1,124
2.	Jeff Ruland	1,067
3.	Gary Springer	1,021
4.	Tariq Kirksay	926
5.	Dave Brown	910
	Ray Hyland	910
7.	David Laury	861
8.	Bernie Socha	772
9.	Bob Coleman	766
10.	Greg Jenkins	753

## STEALS

Rnk	Name	Steals
1.	Rory Grimes	241
2.	Rickey McGill	214
3.	Steve Burt	211
	Tony Hargraves	211
	Ricky Soliver	210
6.	Tariq Kirksay	207
7.	Scott Machado	191
8.	Marvin McCullough	182
9.	Gary Springer	145
10.	Maceo Wofford	144

## TURNOVERS

Rnk	Name	Turnovers
1.	Scott Machado	440
2.	Steve Burt '84	414
3.	Rory Grimes	384
4.	Dyree Wilson	342
5.	Tony Hargraves	334
	Jeff Ruland	334
7.	A.J. English	330
8.	Gary Springer	314
9.	Steve Burt '06	310
10.	Mindaugas Timinskas	300
11.	Marvin McCullough	291

## REBOUNDING AVERAGE

Rnk	Name	Average
1.	Warren Isaac	18.1
2.	Ray Hyland	13.2
3.	Jeff Ruland	12.0
4.	Bernie Socha	11.4
5.	George Carter	11.3
	Jim Raysor	11.3
7.	Bill McGugins	10.8
8.	Mike Glover	9.6
9.	Larry Blaney	9.5
10.	David Laury	9.4

## GAMES

Rnk	Name	Games
1.	Sean Armand	137
2.	Rickey McGill	132
	Scott Machado	132
4.	E.J. Crawford	129
	Jermel Jenkins	129
6.	Bob Coleman	127
7.	Greg Jenkins	126
	Tony Hargraves	126
	Rashon Dwight	125
10.	Phil Grant	124
	Rory Grimes	124

# INDIVIDUAL RECORDS - 1,000 POINT SCORERS

## 1. STEVE BURTT '84

Year	G	FG/FGA	FG%	FT/FTA	FT%	PTS	AVG
1980-81	28	149/309	.482	83/126	.659	381	13.6
1981-82	31	251/496	.506	182/251	.725	684	22.1
1982-83	31	294/544	.540	132/171	.772	720	23.2
1983-84	31	309/574	.538	131/179	.732	749	24.2
Totals	121	1,003/1,923	.522	528/727	.726	2,534	20.9

## 2. STEVE BURTT '06

Year	G	FG/FGA	FG%	FT/FTA	FT%	PTS	AVG
2002-03	29	89/208	.428	50/60	.833	266	9.2
2003-04	29	139/319	.436	64/78	.821	391	13.5
2004-05	31	186/437	.426	145/172	.843	597	19.3
2005-06	31	258/579	.446	168/204	.824	780	25.2
Totals	120	672/1,543	.436	427/514	.831	2,034	17.0

## 3. A.J. ENGLISH

Year	G	FG/FGA	FG%	FT/FTA	FT%	PTS	AVG
2012-13	17	40/98	.408	10/16	.625	119	7.0
2013-14	33	170/419	.406	144/188	.766	568	17.2
2014-15	34	212/491	.678	155/197	.787	685	20.1
2015-16	28	190/439	.433	158/189	.836	632	22.6
TOTAL	112	612/1,447	.423	467/590	.792	2,004	17.9

## 4. GARY SPRINGER

Year	G	FG/FGA	FG%	FT/FTA	FT%	PTS	AVG
1980-81	29	231/433	.533	115/180	.639	577	19.9
1981-82	30	178/369	.482	113/181	.624	469	15.6
1982-83	31	159/309	.515	94/144	.653	412	13.3
1983-84	31	153/275	.556	102/150	.680	408	13.2
Totals	121	721/1,386	.520	424/655	.647	1,866	15.4

## 5. JEFF RULAND

Year	G	FG/FGA	FG%	FT/FTA	FT%	PTS	AVG
1977-78	26	228/384	.689	124/180	.689	580	22.3
1978-79	29	233/347	.671	124/172	.721	590	20.3
1979-80	34	256/399	.642	173/267	.648	685	20.1
Totals	89	717/1,130	.635	421/619	.680	1,855	20.8

## 6. E.J. CRAWFORD

Year	G	FG/FGA	FG%	FT/FTA	FT%	PTS	AVG
2016-17	35	110/243	.453	53/68	.779	329	9.4
2017-18	33	146/317	.461	72/90	.800	414	12.5
2018-19	33	205/407	.504	120/147	.816	582	17.7
2019-20	28	173/371	.466	146/174	.839	525	18.8
Totals	127	634/1,338	.474	391/479	.816	1,851	14.3

## 7. TARIQ KIRKSAY

Year	G	FG/FGA	FG%	FT/FTA	FT%	PTS	AVG
1996-97	30	113/244	.463	102/140	.729	355	11.8
1997-98	33	163/334	.488	108/164	.659	469	14.2
1998-99	30	147/291	.505	101/139	.727	415	13.8
1999-00	30	196/384	.508	153/196	.781	576	19.2
Totals	123	619/1,253	.494	464/639	.727	1,815	14.7

## 8. KEVIN BASS

Year	G	FG/FGA	FG%	FT/FTA	FT%	PTS	AVG
1973-74	24	142/350	.406	85/117	.726	369	15.4
1974-75	23	211/450	.469	123/171	.719	545	23.7
1975-76	26	177/343	.516	132/178	.742	486	18.7
1976-77	25	127/264	.481	75/103	.728	329	13.2
Totals	98	657/1,407	.467	415/569	.729	1,729	17.6

## 9. SEAN ARMAND

Year	G	FG/FGA	FG%	FT/FTA	FT%	PTS	AVG
2010-11	37	80/194	.412	15/24	.625	236	6.4
2011-12	33	107/225	.476	22/28	.786	315	9.5
2012-13	34	189/434	.435	76/99	.768	566	16.6
2013-14	33	190/391	.486	101/128	.789	577	17.5
Totals	137	566/1,244	.455	214/279	.767	1,694	12.4

## 10. GLENN VICKERS


Year	G	FG/FGA	FG%	FT/FTA	FT%	PTS	AVG
1976-77	25	145/296	.490	157/200	.726	447	17.9
1977-78	27	175/341	.513	120/158	.759	470	17.4
1978-79	29	114/268	.425	112/144	.778	340	11.7
1979-80	33	106/247	.429	175/214	.818	387	11.7
Totals	114	540/1,152	.469	564/716	.788	1,644	14.4

## 11. RICHIE SIMMONDS

Year	G	FG/FGA	FG%	FT/FTA	FT%	PTS	AVG
1984-85	31	110/230	.478	89/123	.724	309	10.0
1985-86	29	145/299	.485	75/125	.600	365	12.6
1986-87	30	215/429	.501	82/127	.646	521	17.4
1987-88	27	171/322	.531	71/112	.634	436	16.2
Totals	117	641/1,280	.501	317/487	.651	1,631	13.9

## 12. MINDAUGAS TIMINSKAS

Year	G	FG/FGA	FG%	FT/FTA	FT%	PTS	AVG
1993-94	27	104/230	.452	35/60	.583	273	10.1
1994-95	27	154/328	.470	70/106	.660	403	14.9
1995-96	29	138/326	.423	94/120	.783	396	13.7
1996-97	30	182/392	.464	140/185	.757	545	13.2
Totals	113	578/1,276	.452	339/471	.696	1,617	13.0




Steve Burtt - 2,534 pts



Steve Burtt - 2,034 pts



A.J. English - 2,004 pts




Gary Springer - 1,866 pts



Jeff Ruland - 1,855 pts



E.J. Crawford - 1,815 pts



Tariq Kirksay - 1,815 pts

# INDIVIDUAL RECORDS - 1,000 POINT SCORERS

## 13. SCOTT MACHADO

Year	G	FG/FGA	FG%	FT/FTA	FT%	PTS	AVG
2008-09	31	90/222	.405	93/134	.694	288	9.3
2009-10	31	117/290	.403	126/159	.792	388	12.4
2010-11	37	167/407	.410	114/169	.675	488	13.2
2011-12	33	155/313	.495	99/122	.811	449	13.6
Totals	132	529/1,232	.429	432/584	.740	1,613	12.2

## 14. SEAN GREEN

Year	G	FG/FGA	FG%	FT/FTA	FT%	PTS	AVG
1988-89	23	119/291	.409	37/55	.673	301	13.1
1989-90	28	215/508	.423	71/104	.683	553	19.7
1990-91	30	265/550	.482	113/149	.758	696	23.2
Totals	81	599/1,349	.444	221/308	.717	1,550	19.1

## 15. GREG JENKINS

Year	G	FG/FGA	FG%	FT/FTA	FT%	PTS	AVG
2000-01	32	115/198	.581	45/67	.672	275	8.6
2001-02	30	121/247	.490	80/119	.672	322	10.7
2002-03	5	25/45	.556	17/26	.654	67	13.4
2003-04	29	141/256	.551	69/134	.515	351	12.1
2004-05	30	173/310	.558	126/199	.633	472	15.6
Totals	126	575/1056	.545	337/545	.618	1,487	11.8

## 16. DAVID LAURY

Year	G	FG/FGA	FG%	FT/FTA	FT%	PTS	AVG
2012-13	25	128/241	.531	72/111	.649	328	13.1
2013-14	33	162/295	.549	139/237	.586	463	14.0
2014-15	34	244/514	.667	159/233	.000	674	19.8
TOTAL	92	534/1050	.509	370/581	.637	1,465	15.9

## 17. DYREE WILSON

Year	G	FG/FGA	FG%	FT/FTA	FT%	PTS	AVG
1998-99	30	99/218	.454	74/106	.698	272	9.1
1999-00	30	159/327	.486	119/184	.647	437	14.6
2000-01	33	151/341	.443	107/152	.704	412	12.5
2001-02	30	111/275	.404	105/149	.705	328	10.9
Totals	123	520/1,161	.448	405/591	.685	1,449	11.8

## 18. RORY GRIMES

Year	G	FG/FGA	FG%	FT/FTA	FT%	PTS	AVG
1981-82	33	107/245	.437	84/119	.706	298	9.0
1982-83	29	104/241	.432	72/109	.661	280	9.7
1983-84	31	136/275	.495	77/109	.706	349	11.3
1984-85	31	210/424	.495	93/121	.769	513	16.5
Totals	124	557/1,185	.470	326/458	.712	1,440	11.6

## 19. DAVE BROWN

Year	G	FG/FGA	FG%	FT/FTA	FT%	PTS	AVG
1975-76	26	143/270	.530	100/143	.699	386	14.8
1976-77	25	150/246	.610	76/104	.731	376	15.0
1977-78	27	147/247	.595	67/91	.736	361	13.4
1978-79	29	125/251	.498	65/100	.650	315	10.9
Totals	107	565/1,014	.557	308/438	.703	1,438	13.4

## 20. BOB COLEMAN

Year	G	FG/FGA	FG%	FT/FTA	FT%	PTS	AVG
1981-82	33	120/196	.612	48/67	.716	288	8.7
1982-83	31	120/202	.594	60/78	.769	300	9.7
1983-84	4	22/36	.611	10/15	.667	54	13.5
1984-85	31	130/239	.544	42/72	.583	302	9.7
1985-86	28	193/356	.542	105/227	.463	491	17.5
Totals	127	585/1,029	.569	265/459	.577	1,435	11.3

## 21. RICKEY MCGILL

Year	G	FG/FGA	FG%	FT/FTA	FT%	PTS	AVG
2015-16	30	35/75	.467	8/11	.727	85	2.8
2016-17	35	132/278	.475	78/99	.788	369	10.5
2017-18	34	163/363	.449	80/114	.702	457	13.4
2018-19	33	173/366	.473	130/171	.760	523	15.8
Totals	132	503/1,082	.465	296/395	.749	1,434	10.9

## 22. RICKY SOLIVER

Year	G	FG/FGA	FG%	FT/FTA	FT%	PTS	AVG
2002-03	29	94/265	.355	76/102	.745	296	10.2
2003-04	22	76/177	.429	62/82	.756	249	11.3
2004-05	29	124/323	.384	83/113	.735	369	12.7
2005-06	31	169/385	.439	113/150	.753	499	16.1
Totals	111	463/1150	.403	334/447	.747	1,413	12.7

## 23. KEVIN HAMILTON

Year	G	FG/FGA	FG%	FT/FTA	FT%	PTS	AVG
1976-77	24	116/255	.455	68/77	.883	300	12.5
1977-78	27	108/258	.419	59/76	.776	275	10.2
1978-79	29	154/300	.513	62/75	.827	370	12.8
1979-80	34	204/417	.448	59/74	.797	467	13.7
Totals	114	582/1,230	.473	248/302	.821	1,412	12.4

## 24. RICHIE GUERIN

Year	G	FG/FGA	FG%	FT/FTA	FT%	PTS	AVG
1951-52	27	171/	N/A	122/	N/A	464	17.2
1952-53	21	139/282	.493	114/172	.663	392	18.7
1953-54	21	171/405	.422	177/249	.711	519	24.7
Totals	69	481/		413/		1,375	19.9

## 25. MIKKEL LARSEN

Year	G	FG/FGA	FG%	FT/FTA	FT%	PTS	AVG
1992-93	20	13/34	.382	8/16	.500	35	1.8
1993-94	27	182/374	.487	112/165	.679	476	17.6
1994-95	26	180/342	.526	95/137	.693	456	17.5
1995-96	29	150/363	.413	84/134	.627	384	13.2
Totals	102	525/1,113	.472	299/452	.662	1,351	13.2

## 26. WARREN ISAAC

Year	G	FG/FGA	FG%	FT/FTA	FT%	PTS	AVG
1962-63	19	133/260	.512	77/118	.653	343	18.1
1963-64	20	164/311	.527	111/152	.703	439	22.0
1964-65	23	210/419	.501	129/174	.741	549	23.9
Totals	62	507/990	.512	317/444	.714	1,331	21.5

# INDIVIDUAL RECORDS - 1,000 POINT SCORERS

## 27. LAMONT JONES

Year	G	FG/FGA	FG%	FT/FTA	FT%	PTS	AVG
2011-12	33	197/429	.459	71/91	.780	518	15.7
2012-13	34	246/561	.439	221/249	.888	769	22.6
Totals	67	443/990	.447	292/340	.859	1,287	19.2

## 28. MIKE GLOVER

Year	G	FG/FGA	FG%	FT/FTA	FT%	PTS	AVG
2010-11	37	260/426	.610	172/260	.623	682	18.4
2011-12	33	239/375	.637	126/194	.649	604	18.3
Totals	70	499/801	.623	288/454	.634	1,286	18.4

## 29. KASHIF HAMEED

Year	G	FG/FGA	FG%	FT/FTA	FT%	PTS	AVG
1995-96	26	19/43	.442	13/30	.433	51	2.0
1996-97	30	131/238	.550	60/92	.652	323	10.8
1997-98	33	173/354	.489	158/215	.732	505	15.3
1998-99	29	135/290	.466	125/195	.641	397	13.7
Totals	118	458/925	.495	356/532	.669	1,276	10.8

## 30. TONY HARGRAVES

Year	G	FG/FGA	FG%	FT/FTA	FT%	PTS	AVG
1981-82	33	85/154	.552	76/114	.667	246	7.5
1982-83	31	95/190	.500	68/118	.576	258	8.3
1983-84	31	116/223	.520	79/126	.627	311	10.0
1984-85	31	167/267	.625	95/145	.655	417	13.5
Totals	126	463/834	.555	318/503	.632	1,232	9.8

## 31. NELLY JUNIOR JOSEPH

Year	G	FG/FGA	FG%	FT/FTA	FT%	PTS	AVG
2020-21	18	81/136	.596	37/58	.638	199	11.1
2021-22	33	160/292	.548	109/166	.657	430	13.0
2022-23	35	192/349	.550	136/218	.624	520	14.9
Totals	86	433/777	.557	282/442	.638	1,149	13.4

## 32. NAKIEA MILLER

Year	G	FG/FGA	FG%	FT/FTA	FT%	PTS	AVG
1997-98	18	34/50	.680	8/23	.348	76	4.2
1998-99	30	92/171	.538	41/55	.745	225	7.6
1999-00	30	151/291	.519	111/150	.740	413	13.8
2000-01	27	163/244	.668	80/125	.640	408	15.1
Totals	105	440/756	.582	240/353	.680	1,122	10.7

## 33. SCHADRAC CASIMIR

Year	G	FG/FGA	FG%	FT/FTA	FT%	PTS	AVG
2014-15	35	156/365	.427	102/114	.895	508	14.5
2015-16	4	9/24	.375	2/2	1.000	25	6.3
2016-17	34	74/174	.425	48/51	.941	237	7.0
2017-18	33	99/224	.442	79/96	.823	342	10.4
Totals	106	338/787	.429	231/263	.878	1,112	10.5

## 34. RAY HYLAND

Year	G	FG/FGA	FG%	FT/FTA	FT%	PTS	AVG
1971-72	23	133/269	.494	92/140	.657	358	15.6
1972-73	22	120/218	.550	54/92	.587	294	13.4
1973-74	24	182/357	.510	89/137	.650	453	18.9
Totals	69	435/844	.515	235/369	.637	1,105	16.0

## 35. BOB MCMAHON

Year	G	FG/FGA	FG%	FT/FTA	FT%	PTS	AVG
1966-67	21	154/363	.424	65/95	.684	373	17.8
1967-68	22	141/317	.445	77/102	.755	359	16.3
1968-69	22	123/312	.394	105/134	.784	351	16.0
Totals	65	418/992	.421	247/331	.746	1,083	16.7

## 36. ART WIGGENS

Year	G	FG/FGA	FG%	FT/FTA	FT%	PTS	AVG
1968-69	22	110/219	.502	103/137	.752	323	14.7
1969-70	24	133/253	.526	104/143	.727	370	15.4
1970-71	22	145/336	.432	99/134	.739	389	17.7
Totals	68	388/808	.480	306/414	.739	1,082	15.9

## 37. JORDAN WASHINGTON

Year	G	FG/FGA	FG%	FT/FTA	FT%	PTS	AVG
2015-16	31	167-325	.514	107-180	.594	441	14.2
2016-17	35	233-422	.552	162-236	.686	629	18.0
Totals	66	400-747	.535	269-416	.647	1,070	16.2

## 38. GREG BARR

Year	G	FG/FGA	FG%	FT/FTA	FT%	PTS	AVG
1992-93	26	55/111	.495	39/57	.684	150	5.8
1993-94	23	95/187	.508	74/87	.851	270	11.7
1994-95	23	74/157	.471	70/83	.843	227	9.9
1995-96	29	149/317	.470	74/101	.733	419	14.4
Totals	101	373/772	.483	257/328	.784	1,066	10.6

## 39. ISAIAH WILLIAMS

Year	G	FG/FGA	FG%	FT/FTA	FT%	PTS	AVG
2013-14	28	118-221	.534	18-20	.900	315	11.3
2014-15	23	107-213	.502	23-31	.742	306	13.3
2015-16	33	151/349	.433	36/52	.692	423	12.8
TOTAL	84	376/783	.480	77/103	.748	1,044	12.4

## 40. PHIL GRANT

Year	G	FG/FGA	FG%	FT/FTA	FT%	PTS	AVG
1997-98	33	70/163	.429	21/35	.600	175	5.3
1998-99	27	99/248	.399	19/39	.487	255	9.4
1999-00	31	115/295	.390	56/82	.683	328	10.6
2000-01	33	100/247	.405	63/103	.612	281	8.5
Totals	124	384/953	.403	159/259	.614	1,039	8.4

## 41. JOE BERNARDI

Year	G	FG/FGA	FG%	FT/FTA	FT%	PTS	AVG
1955-56	22	140/311	.450	166/229	.725	446	20.3
1956-57	19	110/239	.460	127/192	.661	347	18.3
1957-58	20	76/156	.487	84/126	.667	236	11.8
Totals	61	326/706	.462	377/547	.689	1,029	16.9

## 42. JOHN O'HAGAN

Year	G	FG/FGA	FG%	FT/FTA	FT%	PTS	AVG
1947-48	N/A	N/A	N/A	N/A	N/A	473	N/A
1948-49	23	85/	N/A	44/	N/A	214	9.3
1949-50	23	137/	N/A	44/	N/A	318	13.8
Totals		222/		88/		1,005	

# INDIVIDUAL RECORDS - SINGLE SEASON RECORDS

## SCORING

Rnk	Name	Year	Pts.
1.	Steve Burtt	2006	780
2.	Lamont Jones	2013	760
3.	Steve Burtt	1984	732
4.	Steve Burtt	1983	720
5.	Sean Green	1991	696
6.	A.J. English	2015	685
7.	Steve Burtt	1982	684
8.	Mike Glover	2011	682
9.	David Laury	2015	674
10.	Jeff Ruland	1980	648

## FIELD GOAL PERCENTAGE

Rnk	Name	Year	Pct.
1.	Alejo Rodriguez	2011	.697
	Anthony Bruin	2006	.697
3.	Alejo Rodriguez	2009	.677
4.	Jeff Ruland	1979	.671
5.	Nakiea Miller	2001	.668
6.	Harry Hart	1993	.654
7.	Jeff Ruland	1980	.642
8.	Mike Glover	2012	.637
9.	Tony Hargraves	1985	.625
10.	Bob Coleman	1982	.612

## FREE THROWS

Rnk	Name	Year	FT
1.	Lamont Jones	2013	221
2.	Steve Burtt	1982	182
3.	Richie Guerin	1954	177
4.	Glenn Vickers	1980	175
5.	Jeff Ruland	1980	173
6.	Steve Burtt	2006	168
7.	Joe Bernardi	1956	166
8.	Jordan Washington	2017	162
	Mike Glover	2011	162
10.	David Laury	2015	159
	Bryan Matthew	1997	159

## SCORING AVERAGE

Rnk	Name	Year	Avg.
1.	Steve Burtt	2006	25.2
2.	Richie Guerin	1954	24.7
3.	Warren Isaac	1965	24.2
4.	Steve Burtt	1984	23.9
5.	Kevin Bass	1975	23.7
6.	Sean Green	1991	23.2
	Steve Burtt	1983	23.2
8.	A.J. English	2016	22.6
	Lamont Jones	2013	22.6
10.	Jeff Ruland	1978	22.3

## 3-POINT FIELD GOALS

Rnk	Name	Year	3FG
1.	Sean Armand	2013	112
2.	A.J. English	2015	106
3.	Sean Armand	2014	96
	Steve Burtt	2006	96
5.	Wheza Panzo	2024	94
	A.J. English	2016	94
	Schadrac Casimir	2015	94
8.	<b>TOBY HARRIS</b>	<b>2026</b>	<b>90</b>
8.	Isaiah Williams	2016	85
9.	A.J. English	2014	84
10.	Deyshonee Much	2016	80
	Steve Burtt	2005	80

## FREE THROW ATTEMPTS

Rnk	Name	Year	FTA
1.	Jeff Ruland	1980	267
2.	Mike Glover	2011	260
3.	Steve Burtt	1982	251
4.	Lamont Jones	2013	249
	Richie Guerin	1954	249
6.	David Laury	2014	237
7.	Jordan Washington	2017	236
8.	David Laury	2015	233
9.	Joe Bernardi	1956	229
	Bob Coleman	1986	227

## FIELD GOALS

Rnk	Name	Year	FG
1.	Steve Burtt	1984	309
2.	Steve Burtt	1983	294
3.	Sean Green	1991	265
4.	Steve Burtt	2006	258
5.	Jeff Ruland	1980	256
6.	Mike Glover	2011	260
7.	Steve Burtt	1982	251
8.	Lamont Jones	2013	246
9.	David Laury	2015	244
10.	Mike Glover	2012	239

## 3-POINT FIELD GOAL ATTEMPTS

Rnk	Name	Year	3FGA
1.	A.J. English	2015	274
	Sean Armand	2013	274
3.	A.J. English	2016	254
4.	Wheza Panzo	2024	246
5.	Isaiah Williams	2016	242
6.	A.J. English	2014	237
7.	Steve Burtt	2006	236
8.	Schadrac Casimir	2015	222
9.	<b>TOBY HARRIS</b>	<b>2026</b>	<b>219</b>
10.	Sam Cassell Jr.	2017	217
	Sean Armand	2014	217
12.	Steve Burtt	2005	201

## FREE THROW PERCENTAGE

Rnk	Name	Year	Pct.
1.	Walter Clayton Jr.	2023	.953
2.	Schadrac Casimir	2015	.895
3.	Asante Gist	2021	.892
4.	Lamont Jones	2013	.888
5.	Kevin Hamilton	1977	.883
6.	Greg Barr	1994	.851
7.	Steve Burtt	2005	.843
	Greg Barr	1995	.843
9.	Gary Torigian	1972	.842
10.	E.J. Crawford	2020	.839
11.	A.J. English	2016	.836

## FIELD GOALS ATTEMPTED

Rnk	Name	Year	FGA
1.	Steve Burtt	2006	579
2.	Steve Burtt	1984	574
3.	Lamont Jones	2013	561
4.	Sean Green	1991	550
5.	Steve Burtt	1983	544
6.	David Laury	2015	514
7.	Sean Green	1990	508
8.	Dejour Reaves	2025	503
9.	Steve Burtt	1982	496
10.	A.J. English	2015	491
11.	Daniss Jenkins	2023	476

## 3-POINT FIELD GOAL PERCENTAGE

Rnk	Name	Year	Pct.
(minimum 15 attempts)			
1.	Jan Svandrlik	2017	.500
2.	Trinity Fields	2009	.469
3.	Ryden Hines	2014	.467
4.	Earl Johnson	2001	.465
5.	Sean Armand	2012	.462
6.	Maceo Wofford	2003	.459
7.	Schadrac Casimir	2018	.458
8.	E.J. Crawford	2017	.448
9.	Deyshonee Much	2016	.447
10.	Alvin Lott	1987	.444
11.	Ricky Soliver	2004	.443

## REBOUNDS

Rnk	Name	Year	Reb.
1.	Warren Isaac	1965	480
2.	Jeff Ruland	1980	407
3.	Warren Isaac	1964	403
4.	Mike Glover	2011	374
5.	Ray Hyland	1972	350
6.	Jeff Ruland	1978	332
7.	David Laury	2015	329
8.	Jeff Ruland	1979	328
9.	Nelly Junior Joseph	2023	326
10.	Mike Glover	2012	297
	Bernie Socha	1976	297

# INDIVIDUAL RECORDS - SINGLE SEASON RECORDS

## REBOUND AVERAGE

Rnk	Name	Year	Avg.
1.	Warren Isaac	1965	20.9
2.	Warren Isaac	1964	20.2
3.	Ray Hyland	1972	15.2
4.	Larry Blaney	1957	14.4
	Bill McGugins	1970	14.4
6.	Joe Tighe	1960	13.4
7.	Jim Raysor	1960	12.8
	Jeff Ruland	1978	12.8
9.	Warren Isaac	1963	12.7
10.	George Carter	1957	12.6

## BLOCKS

Rnk	Name	Year	Blocks
1.	Nakiea Miller	2000	98
2.	Nakiea Miller	2001	84
3.	Kashif Hameed	1998	84
4.	Harry Hart	1993	80
5.	Mikkel Larsen	1996	76
6.	Kashif Hameed	1999	68
7.	Harry Hart	1992	67
8.	Greg Jenkins	2005	66
9.	Greg Jenkins	2004	63
	Jeff Ruland	1980	63

## FOULS

Rnk	Name	Year	Fouls
1.	Gary Springer	1983	123
2.	Jordan Washington	2017	122
3.	Tajuan Agee	2019	119
	Gary Springer	1984	119
5.	Jordan Washington	2016	116
	Jeff Ruland	1980	116
7.	Kashif Hameed	1997	112
8.	Mindaugas Timinskas	1994	109
	Kevin Cooper	1989	109
	Gary Springer	1982	109

## ASSISTS

Rnk	Name	Year	Asst.
1.	Scott Machado	2012	327
2.	Scott Machado	2011	281
3.	Glenn Grant	1989	194
4.	Rickey McGill	2018	189
5.	Rickey McGill	2017	180
6.	Tony Hargraves	1984	178
7.	Daniss Jenkins	2023	173
	A.J. English	2016	173
9.	A.J. English	2015	172
10.	Tony Hargraves	1983	168
11.	<b>CJ ANTHONY</b>	<b>2026</b>	<b>166</b>
12.	Danny Doyle	1994	165
	Rory Grimes	1982	163

## GAMES

Rnk	Name	Year	Games
1	Sean Armand	2011	37
	Mike Glover	2011	37
	Jermel Jenkins	2011	37
	Scott Machado	2011	37
5.	Rashon Dwight	2011	36
	Alejo Rodriguez	2011	36
7.	Rickey McGill	2017	35
	E.J. Crawford	2017	35
	Jordan Washington	2017	35
	Jon Severe	2017	35
	Sam Cassell Jr.	2017	35
	Kelvin Amayo	2015	35
	Schadrac Casimir	2015	35
	Ibn Muhammad	2015	35
	Ryden Hines	2015	35
	Chris Pelcher	2011	35

## DISQUALIFICATIONS

Rnk	Name	Year	Disq.
1.	Gary Springer	1983	13
2.	Mindaugas Timinskas	1994	12
3.	Tajuan Agee	2019	11
4.	Greg Jenkins	2002	9
	Gary Springer	1984	9
6.	Ken McCulloch	1986	8
	Kevin Cooper	1990	8
	Kashif Hameed	1997	8
	Justin Marshall	2007	8
10.	Dexter Gray	2008	7
	Greg Jenkins	2005	7
	Bernie Socha	1973	7
	Jeff Ruland	1980	7
	Steve Burtt	1981	7
	Mike Ice	1981	7
	Tony Hargraves	1983	7
	Mindaugas Timinskas	1997	7

## STEALS

Rnk	Name	Year	Steals
1.	Ricky Soliver	2006	84
2.	Alvin Lott	1987	80
3.	Rickey McGill	2019	78
4.	Tony Hargraves	1985	77
	Tariq Kirksay	1998	77
6.	Rory Grimes	1982	73
7.	Dejour Reaves	2025	72
8.	Rory Grimes	1984	70
9.	Joel Brown	2024	68
10.	Kevin Hamilton	1980	63
11.	Rickey McGill	2017	62
	Steve Burtt	1982	62

## TURNOVERS

Rnk	Name	Year	TO
1.	A.J. English	2014	142
2.	Tajuan Agee	2020	135
	Sean Armand	2014	135
4.	Scott Machado	2011	131
5.	A.J. English	2015	128
6.	Gary Springer	1981	126
7.	Rory Grimes	1982	119
8.	Jeff Ruland	1979	117
9.	Steve Burtt	1981	115
10.	Lamont Jones	2013	114
	Jeff Ruland	1978	114



# INDIVIDUAL RECORDS - YEAR BY YEAR LEADERS

## FIELD GOAL PERCENTAGE

(minimum 100 attempts)

Year	Player	GP	FG/FGA	FG%
1952-53	Richie Guerin	21	132/282	.468
1953-54	Richie Guerin	21	171/405	.422
1954-55	Andy Risoli	21	62/151	.411
1955-56	Joe Bernardi	22	140/311	.450
1956-57	Joe Bernardi	19	110/239	.460
1957-58	George Carter	20	82/165	.497
1958-59	George Carter	21	137/225	.609
1959-60	Joe Tighe	18	46/105	.438
1960-61	Frank McArdle	21	140/279	.502
1961-62	Frank McArdle	19	110/244	.451
1962-63	Marty Conlon	19	88/156	.564
1963-64	Warren Isaac	20	164/311	.527
1964-65	Warren Isaac	23	210/419	.501
1965-66	Bob LaRusso	21	125/242	.517
1966-67	Bob LaRusso	20	127/273	.465
1967-68	Ned O'Connell	21	90/150	.600
1968-69	Art Wiggins	22	110/219	.502
1969-70	Art Wiggins	24	133/253	.526
1970-71	Art Wiggins	22	145/336	.432
1971-72	Ray Hyland	23	133/269	.494
1972-73	Ray Hyland	22	120/218	.550
1973-74	Ray Hyland	24	182/357	.510
1974-75	Dave Budd	20	61/116	.526
1975-76	Neil Snape	24	73/131	.557
1976-77	Dave Brown	25	150/246	.610
1977-78	Dave Brown	27	147/247	.595
1978-79	Jeff Ruland	29	233/347	.671
1979-80	Jeff Ruland	34	256/399	.642
1980-81	Mike Ice	28	74/125	.592
1981-82	Bob Coleman	33	120/196	.612
1982-83	Bob Coleman	31	120/202	.594
1983-84	Gary Springer	31	153/275	.556
1984-85	Tony Hargraves	31	161/267	.603
1985-86	Bob Coleman	28	193/356	.542
1986-87	Jeff Wilder	30	100/192	.521
1987-88	Nestor Payne	27	93/163	.571
1988-89	Nestor Payne	30	122/232	.526
1989-90	Shawn Worthly	28	82/162	.506
1990-91	Kevin Cooper	30	62/109	.569
1991-92	Harry Hart	29	129/215	.600
1992-93	Harry Hart	26	151/231	.654
1993-94	Danny Doyle	27	143/273	.524
1994-95	Mikkel Larsen	26	180/342	.526
1995-96	Greg Barr	29	149/317	.470
1996-97	Kashif Hameed	30	131/238	.550
1997-98	Kashif Hameed	33	173/354	.489
1998-99	Nakiea Miller	30	92/171	.538
1999-00	Nakiea Miller	30	151/291	.519
2000-01	Nakiea Miller	27	163/244	.688
2001-02	Greg Jenkins	30	121/247	.490
2002-03	Steve Smith	28	147/245	.600
2003-04	Greg Jenkins	29	141/256	.551
2004-05	Greg Jenkins	30	173/310	.558
2005-06	Anthony Bruin	31	92/132	.697†
2006-07	Anthony Bruin	27	129/229	.563
2007-08	Devon Clarke	32	111/185	.600

Year	Player	GP	FG/FGA	FG%
2008-09	Gary Springer	24	99/170	.582
2009-10	Alejo Rodriguez	30	113/277	.677
2010-11	Mike Glover	37	260/426	.610
2011-12	Mike Glover	33	239/375	.637
2012-13	David Laury	25	128/241	.531
2013-14	David Laury	33	162/295	.549
2014-15	Isaiah Williams	23	107/213	.503
2015-16	Jordan Washington	31	167/325	.514
2016-17	Jordan Washington	35	233/422	.552
2017-18	TK Edogi	34	124/218	.569
2018-19	E.J. Crawford	32	205/407	.504
2019-20	Tajuan Agee	29	151/299	.505
2020-21	Nelly Jr. Joseph	18	81/136	.596
2021-22	Dylan van Eyck	32	96/169	.568
2022-23	Nelly Jr. Joseph	35	192/349	.550
2023-24	Greg Gordon	24	161/294	.548
2024-25	Yaphet Moundi	34	121/214	.565
2025-26	Lamin Sabally	31	138/240	.575
†	Iona Record			

## FREE THROW PERCENTAGE

(minimum 75 attempts)

Year	Player	GP	FT/FTA	FT%
1952-53	Bob Santini	21	71/104	.683
1953-54	Richie Guerin	21	177/249	.711
1954-55	Wally McArvill	21	127/195	.651
1955-56	Joe Bernardi	22	166/229	.725
1956-57	Joe Bernardi	19	127/192	.661
1957-58	George Carter	20	90/133	.677
1958-59	Jim Raysor	21	60/82	.732
1959-60	Joe Tighe	18	50/73	.685*
1960-61	Frank McArdle	21	101/134	.754
1961-62	Neil McLaughlin	19	75/99	.758
1962-63	George Jonic	19	58/79	.734
1963-64	Warren Isaac	20	111/152	.730
1964-65	Warren Isaac	23	139/174	.799
1965-66	Tom Qualter	21	86/115	.748
1966-67	Bob LaRusso	20	75/101	.743
1967-68	Bob McMahon	22	77/102	.755
1968-69	Bob McMahon	22	105/134	.784
1969-70	Joe Mazzella	22	76/104	.731
1970-71	Art Wiggins	22	99/134	.739
1971-72	Gary Torigian	23	96/114	.842
1972-73	Jim Riches	22	71/95	.747
1973-74	Kevin Bass	24	85/117	.726
1974-75	Kevin Bass	23	123/171	.719
1975-76	Kevin Bass	26	132/178	.742
1976-77	Kevin Hamilton	24	68/77	.883*
1977-78	Kevin Hamilton	27	59/76	.776
1978-79	Kevin Hamilton	29	62/75	.827
1979-80	Glenn Vickers	33	175/214	.818
1980-81	Steve Burtt	28	83/126	.659
1981-82	Steve Burtt	31	182/251	.725
1982-83	Steve Burtt	31	132/171	.772
1983-84	Steve Burtt	31	131/179	.732
1984-85	Rory Grimes	31	93/121	.769
1985-86	John Kijonek	29	87/113	.770
1986-87	Alvin Lott	30	59/75	.787

Year	Player	GP	FT/FTA	FT%
1987-88	Glenn Grant	27	72/102	.706
1988-89	Glenn Grant	30	121/166	.729
1989-90	Joey Johnson	21	65/84	.774
1990-91	Antoine Lewis	30	67/87	.770
1991-92	Derrick Canada	29	158/201	.786
1992-93	Corey Taylor	27	121/67	.725
1993-94	Greg Barr	23	74/87	.851
1994-95	Greg Barr	23	70/83	.843
1995-96	Mindaugas Timinskas	29	94/120	.783
1996-97	Bryan Matthew	30	159/194	.820
1997-98	John McDonald	32	101/127	.795
1998-99	Tariq Kirksay	30	101/139	.721
1999-00	Tariq Kirksay	30	153/196	.781
2000-01	Earl Johnson	33	90/120	.750
2001-02	Maceo Wofford	29	64/85	.753
2002-03	Maceo Wofford	29	59/75	.787
2003-04	Steve Burtt	29	64/78	.821
2004-05	Steve Burtt	31	145/172	.843
2005-06	Steve Burtt	31	168/204	.824
2006-07	Devon Clarke	26	80/115	.696
2007-08	Devon Clarke	32	95/120	.792
2008-09	Devon Clarke	31	110/150	.696
2009-10	Scott Machado	31	126/159	.792
2010-11	Rashon Dwight	36	80/100	.800
2011-12	Scott Machado	33	99/122	.811
2012-13	Lamont Jones	34	221/249	.888
2013-14	Tre Bowman	32	64/81	.790
2014-15	Schadrac Casimir	34	102/114	.895
2015-16	A.J. English	28	158/189	.836
2016-17	Rickey McGill	35	78/99	.788
2017-18	Schadrac Casimir	33	79/96	.823
2018-19	E.J. Crawford	32	120/147	.816
2019-20	E.J. Crawford	28	146/174	.839
2020-21	Asante Gist	16	74/83	.892
2021-22	Quinn Slazinski	32	63/76	.829
2022-23	Walter Clayton Jr.	33	102/107	.953†
2023-24	Jeremiah Quigley	33	94/122	.770
2024-25	Dejour Reaves	34	77/94	.819
2025-26	CJ Anthony	31	104/137	.759

\*Only free throw records available from that season

# INDIVIDUAL RECORDS - YEAR BY YEAR LEADERS

ASSISTS					STEALS					BLOCKS				
Year	Player	GP	Asst	Avg	Year	Player	GP	Stls	Avg	Year	Player	GP	Blks	Avg
1977-78	Glenn Vickers	27	146	5.4	1977-78	Dave Brown	27	45	1.7	1977-78	Kevin Vesey	27	42	1.6
						Glenn Vickers	27	45	1.7					
1978-79	Glenn Vickers	29	134	4.6	1978-79	Dave Brown	29	48	1.7	1978-79	Kevin Vesey	29	48	1.7
1979-80	Glenn Vickers	33	152	4.6	1979-80	Kevin Hamilton	34	63	1.9	1979-80	Jeff Ruland	34	63	1.9
1980-81	Tony Iati	28	148	5.3	1980-81	Tony Iati	28	37	1.3	1980-81	Kevin Vesey	27	47	1.7
1981-82	Rory Grimes	33	163	4.9	1981-82	Rory Grimes	33	73	2.2	1981-82	Gary Springer	30	45	1.5
1982-83	Tony Hargraves	31	168	5.4	1982-83	Steve Burt	31	61	2.0	1982-83	Gary Springer	31	52	1.7
1983-84	Tony Hargraves	31	178	5.7	1983-84	Rory Grimes	31	70	2.3	1983-84	Gary Springer	31	46	1.5
1984-85	Rory Grimes	31	142	4.6	1984-85	Tony Hargraves	31	77	2.5	1984-85	Tony Hargraves	31	34	1.1
1985-86	Glenn Grant	29	131	4.5	1985-86	John Kijonek	29	42	1.4	1985-86	Bob Coleman	28	12	0.4
1986-87	Alvin Lott	30	125	4.2	1986-87	Alvin Lott	30	80	2.67	1986-87	Jeff Wilder	30	44	1.5
1987-88	Alvin Lott	27	110	4.1	1987-88	Alvin Lott	27	45	1.7	1987-88	Jeff Wilder	22	31	1.4
1988-89	Glenn Grant	30	194	6.5	1988-89	Glenn Grant	30	42	1.4	1988-89	Kevin Cooper	31	41	1.3
1989-90	Shawn Worthy	28	87	3.1	1989-90	Sean Green	28	47	1.7	1989-90	Kevin Cooper	28	44	1.6
1990-91	Shawn Worthy	30	119	4.0	1990-91	Sean Green	30	51	1.7	1990-91	Kevin Cooper	30	28	0.9
1991-92	Bashkim Mustafaj	29	129	4.4	1991-92	Derrick Canada	29	47	1.6	1991-92	Harry Hart	29	67	2.3
1992-93	Terry Martin	27	122	4.5	1992-93	Terry Martin	27	54	2.0	1992-93	Harry Hart	26	80	3.1
1993-94	Danny Doyle	27	165	6.1	1993-94	Danny Doyle	27	41	1.5	1993-94	Mikkel Larsen	27	53	1.9
1994-95	Terry Martin	26	161	6.2	1994-95	Terry Martin	26	34	1.3	1994-95	Mikkel Larsen	26	51	1.9
1995-96	Greg Barr	29	102	3.5	1995-96	Greg Barr	29	51	1.8	1995-96	Mikkel Larsen	29	76	2.6
1996-97	Donell Mitchell	30	84	2.8	1996-97	Mindaugas Timinskas	30	44	1.5	1996-97	Kashif Hameed	30	43	1.4
1997-98	John McDonald	32	110	3.4	1997-98	Tariq Kirksay	33	77	2.3	1997-98	Kashif Hameed	33	84	2.5
1998-99	Jason Young	30	122	4.1	1998-99	Tariq Kirksay	30	42	1.4	1998-99	Kashif Hameed	30	68	2.3
1999-00	Jason Young	30	149	5.0	1999-00	Tariq Kirksay	30	53	1.8	1999-00	Nakiea Miller	30	98†	3.3†
2000-01	Earl Johnson	33	131	4.0	2000-01	Courtney Fields	33	50	1.5	2000-01	Nakiea Miller	27	84	3.1
2001-02	Solomon Brown	30	115	3.8	2001-02	Courtney Fields	27	48	1.8	2001-02	Greg Jenkins	30	41	1.4
2002-03	Marvin McCullough	29	117	4.0	2002-03	Marvin McCullough	29	47	1.6	2002-03	Charles Helnson	28	44	1.6
						Ricky Soliver	29	47	1.6					
2003-04	Marvin McCullough	29	119	4.1	2003-04	Marvin McCullough	29	47	1.6	2003-04	Greg Jenkins	29	63	2.2
2004-05	Ricky Soliver	29	131	4.5	2004-05	Marvin McCullough	31	49	1.6	2004-05	Greg Jenkins	30	66	2.2
2005-06	Marvin McCullough	31	139	4.5	2005-06	Ricky Soliver	31	84†	2.71†	2005-06	Anthony Bruin	31	50	1.6
2006-07	De'Shaune Griffin	29	59	2.0	2006-07	Anthony Bruin	27	30	1.1	2006-07	Justin Marshall	30	42	1.4
2007-08	Kyle Camper	32	123	3.8	2007-08	Rashon Dwight	32	38	1.2	2007-08	Dexter Gray	32	27	0.8
2008-09	Scott Machado	31	150	4.8	2008-09	Scott Machado	31	40	1.3	2008-09	Gary Springer	24	20	0.8
2009-10	Scott Machado	31	122	3.9	2009-10	Scott Machado	31	49	1.6	2009-10	Alejo Rodriguez	30	30	1.0
2010-11	Scott Machado	37	281	7.6	2010-11	Scott Machado	37	49	1.3	2010-11	Alejo Rodriguez	36	38	1.1
2011-12	Scott Machado	33	327†	9.9†	2011-12	Scott Machado	33	53	1.6	2011-12	Mike Glover	30	36	1.2
2012-13	Lamont Jones	34	116	3.4	2012-13	Sean Armand	34	42	1.2	2012-13	David Laury	25	39	1.6
2013-14	A.J. English	33	142	4.3	2013-14	Mike Poole	33	41	1.2	2013-14	David Laury	33	38	1.2
2014-15	A.J. English	34	172	5.1	2014-15	A.J. English	34	49	1.4	2014-15	Isaiah Williams	24	32	1.4
2015-16	A.J. English	28	173	6.2	2015-16	A.J. English	28	44	1.6	2015-16	Aaron Rountree	33	58	1.8
2016-17	Rickey McGill	35	180	5.1	2016-17	Rickey McGill	35	62	1.8	2016-17	Taylor Bessick	34	45	1.3
2017-18	Rickey McGill	34	189	5.6	2017-18	Rickey McGill	34	52	1.5	2017-18	TK Edogi	34	39	1.1
2018-19	Rickey McGill	33	160	4.8	2018-19	Rickey McGill	33	78	2.4	2018-19	Tajuan Agee	32	23	0.7
2019-20	Isaiah Washington	28	112	4.0	2019-20	Isaiah Washington	28	48	1.7	2019-20	Tajuan Agee	29	36	1.2
2020-21	Asante Gist	16	57	3.6	2020-21	Berrick JeanLouis	18	40	2.2	2020-21	Nelly Jr. Joseph	18	29	1.6
2021-22	Elijah Joiner	29	96	3.3	2021-22	Nelly Jr. Joseph	33	36	1.1	2021-22	Nelly Jr. Joseph	33	62	1.9
2022-23	Daniss Jenkins	35	173	4.9	2022-23	Walter Clayton Jr.	32	59	1.8	2022-23	Nelly Jr. Joseph	35	52	1.5
2023-24	Joel Brown	32	113	3.5	2023-24	Joel Brown	32	68	2.1	2023-24	Osborn Shema	23	20	0.9
											Sultan Adewale	33	22	0.7
2024-25	Adam Njie Jr.	34	140	4.2	2024-25	Dejour Reaves	34	72	2.1	2024-25	Yaphet Moundi	34	22	0.7
2025-26	CJ Anthony	31	166	5.4	2025-26	CJ Anthony	31	51	1.6	2025-26	Alliou Fall	31	36	1.2

† Iona Record

# INDIVIDUAL RECORDS - YEAR BY YEAR LEADERS

REBOUNDS				
Year	Player	GP	Rebs	Avg
1952-53	Wally McCarvill	21	301	14.3
1953-54	Wally McCarvill	21	279	13.3
1954-55	Wally McCarvill	21	422	20.1
1955-56	LeRoy Scott	22	212	9.6
1956-57	Larry Blaney	17	245	14.4
1957-58	Jim Raysor	24	244	10.2
1958-59	George Carter	21	253	12.0
1959-60	Joe Tighe	18	241	13.4
1960-61	Frank McArdle	21	72	3.4
1961-62	Neil McLaughlin	19	128	6.7
1962-63	Warren Isaac	19	241	12.7
1963-64	Warren Isaac	20	403	20.2
1964-65	Warren Isaac	23	480†	20.9†
1965-66	Bob LaRusso	21	141	6.7
1966-67	Kurt Dorfi	21	281	13.4
1967-68	Bill McGugins	22	185	8.4
1968-69	Art Wiggins	22	209	9.5
1969-70	Bill McGugins	20	287	14.4
1970-71	Art Wiggins	22	247	11.2
1971-72	Ray Hyland	23	350	15.2
1972-73	Ray Hyland	22	269	12.2
1973-74	Bernie Socha	24	297	12.4
1974-75	Kevin Bass	23	193	8.4
1975-76	Dave Brown	26	295	11.3
1976-77	Dave Brown	25	216	8.6
1977-78	Jeff Ruland	26	332	12.8
1978-79	Jeff Ruland	29	328	11.3
1979-80	Jeff Ruland	34	407	12.0
1980-81	Gary Springer	29	246	8.5
1981-82	Gary Springer	30	286	9.5
1982-83	Gary Springer	31	261	8.4
1983-84	Gary Springer	31	228	7.4
1984-85	Bob Coleman	31	179	5.8
1985-86	Bob Coleman	28	246	8.8
1986-87	Jeff Wilder	30	244	8.1
1987-88	Jeff Wilder	22	164	7.5
1988-89	Nestor Payne	30	194	6.5
1989-90	Kevin Cooper	27	174	6.4
1990-91	Jonathan Duck	29	184	6.3
1991-92	Harry Hart	29	223	7.7
1992-93	Harry Hart	26	212	8.2
1993-94	Danny Golembiewski	27	213	7.9
1994-95	John Estick	26	202	7.8
1995-96	Bryan Matthew	29	200	6.9
1996-97	Mindaugas Timinskas	30	197	6.6
1997-98	Tariq Kirksay	33	236	7.2
1998-99	Tariq Kirksay	30	258	8.6
1999-00	Tariq Kirksay	30	279	9.3
2000-01	Nakiea Miller	27	237	8.8
2001-02	Courtney Fields	27	176	6.5
2002-03	Courtney Fields	29	185	6.4
2003-04	Greg Jenkins	29	212	7.3
2004-05	Greg Jenkins	30	188	6.3
2005-06	Kiril Wachsmann	31	266	8.6
2006-07	Anthony Bruin	27	169	6.3
2007-08	Gary Springer	25	192	7.7
2008-09	Gary Springer	24	169	7.0
2009-10	Alejo Rodriguez	30	226	7.5
2010-11	Mike Glover	37	374	10.1
2011-12	Mike Glover	30	273	9.1
2012-13	David Laury	25	258	10.3
2013-14	David Laury	33	274	8.3
2014-15	David Laury	34	329	9.7
2015-16	Isaiah Williams	33	228	6.9
2016-17	Jordan Washington	35	265	7.6
2017-18	TK Edogi	34	242	7.1
2018-19	Tajuan Agee	33	265	8.0
2019-20	Tajuan Agee	29	210	7.2
2020-21	Nelly Jr. Joseph	18	135	7.5
2021-22	Nelly Jr. Joseph	33	272	8.2
2022-23	Nelly Jr. Joseph	35	326	9.3
2023-24	Greg Gordon	24	175	7.3
2024-25	Yaphet Moundi	34	237	7.4
2025-26	Lamin Sabally	31	254	8.2

# INDIVIDUAL RECORDS - SINGLE GAME HIGHS

## FIELD GOALS

21.....Warren Isaac vs. Bates (Dec. 18., 1964)

## 3-POINT FIELD GOALS

13.....A.J. English vs. Fairfield (Dec.1, 2015) (Hynes Record)

10.....Sean Armand vs. Siena (Jan. 3, 2012)

(Madison Square Garden College Record)

9.....Isaiah Williams vs. Monmouth (Mar. 8, 2015)

(MAAC Championship Record)

Schadrac Casimir vs. Marist (Feb. 8, 2015)

(Iona Rookie Record)

Sean Armand vs. Canisius (Jan. 13, 2013)

8.....Deyshonee Much at Canisius (Feb. 5, 2016)

Schadrac Casimir at Monmouth (Dec. 7, 2014)

Schadrac Casimir vs. Delaware State (Nov. 26, 2014)

A.J. English at Dayton (Dec. 19, 2013)

Kyle Smyth at Albany (Nov. 23, 2010)

7.....Wheza Panzo vs. Manhattan (Feb. 16, 2024)

Wheza Panzo at Fairfield (Dec. 1, 2023)

Idan Tretout vs. Sacred Heart (Nov. 10, 2023)

Deyshonee Much at Marist (Feb. 4, 2018)

Sam Cassell Jr. at Rider (Feb. 3, 2017)

Schadrac Casimir vs. Canisius (Jan. 8, 2017)

A.J. English vs. Monmouth (Mar. 8, 2015)

Isaiah Williams vs. Delaware State (Nov. 26, 2014)

Sean Armand at St. Bonaventure (Dec. 31, 2012)

Sean Armand vs Liberty (Dec. 18, 2012)

Sean Armand vs Wake Forest (Nov. 17, 2012)

Jermel Jenkins vs. Saint Peter's (Feb. 26, 2012)

Sean Armand at Rider (Feb. 15, 2012)

Lamont Jones vs. Canisius (Feb. 2, 2012)

Kyle Smyth vs. Western Michigan (Nov. 18, 2011)

Jermel Jenkins at Albany (Nov. 23, 2010)

Jermel Jenkins vs. Buffalo (Mar. 22, 2011)

## 3-POINT FIELD GOAL ATTEMPTS

19.....A.J. English vs. Fairfield (Dec. 1, 2015)

Sean Armand vs. Siena (Jan. 3, 2012)

16.....Kyle Smyth at Syracuse (Dec. 18, 2010)

15.....A.J. English vs. Monmouth (Jan. 15, 2016)

Isaiah Williams vs. Monmouth (Mar. 8, 2015)

Schadrac Casimir at Monmouth (Dec. 7, 2014)

Sean Armand vs. Canisius (Jan. 13, 2013)

14.....Wheza Panzo vs. Long Beach State (Nov. 21, 2023)

Sam Cassell Jr. at Florida State (Nov. 15, 2016)

A.J. English at Oregon State (Nov. 17, 2015)

Schadrac Casimir vs. Marist (Feb. 8, 2015)

Sean Armand at St. Bonaventure (Dec. 31, 2012)

Sean Armand vs. Liberty (Dec. 18, 2012)

Steve Burtt vs. Canisius (Jan. 30, 2005)

DeShaun Williams at Niagara (Jan. 11, 2004)

Sean Green vs. La Salle (1991)

## FREE THROWS

17.....Steve Burtt vs. Loyola (Jan. 19, 2006)

Kevin Bass (1976)

16.....Richie Guerin (1954)

Joe Bernardi (1958)

Nestor Payne (1989)

Corey Taylor (1992)

Devon Clarke at Fairfield (Dec. 7, 2008)

15.....Ricky Soliver vs. Niagara (Mar. 6, 2004)

## FREE THROW PERCENTAGE

1.000.....Steve Burtt (17-17) vs. Loyola (1/19/06)

Nestor Payne (16-16) vs. Holy Cross (2/21/89)

Corey Taylor (16-16) vs. Wagner (1992)

Lamont Jones (14-14) vs Canisius (3/9/13), vs Rutgers (12/8/12)

E.J. Crawford (12-12) vs Marist (2/16/20)

Schadrac Casimir (12-12) vs. Siena (2/6/15)

Lamont Jones (12-12) vs Norfolk State (12/23/12)

Steve Burtt (12-12) vs. Siena (1/24/06)

Roland Griffin (11-11) vs. Fairfield (3/5/18)

Steve Burtt (11-11) vs. Saint Peter's (2/18/05)

A.J. English (10-10) vs. Marist (1/9/16), vs. Delaware (11/20/15), at Monmouth (12/7/14)

Lamont Jones (10-10) vs Manhattan (1/6/13)

Tariq Kirksay (10-10) vs. Hofstra (12/18/99)

Steve Burtt (10-10) at Iowa State (11/26/05)

Devon Clarke (10-10) vs. Manhattan (1/12/07), vs. Fairfield (1/14/07)

## REBOUNDS

33.....Larry Blaney (1957)

Warren Isaac (1965)

## ASSISTS

17.....Danny Doyle (1994)

16.....Scott Machado vs. Manhattan (Jan. 12, 2012)

Glenn Grant (1989)

15.....Scott Machado vs. Nevada (Feb. 18, 2012)

Scott Machado vs. Rider (Jan. 20, 2012)

Scott Machado at Richmond (Dec. 14, 2011)

Scott Machado vs. Maryland (Nov. 20, 2011)

Scott Machado vs. Western Michigan (Nov. 18, 2011)

Scott Machado at Albany (Nov. 23, 2010)

Glenn Vickers (1978)

14.....Rickey McGill vs. Canisius (Jan. 8, 2017)

A.J. English at Canisius (Feb. 5, 2016)

Scott Machado vs. Canisius (Feb. 2, 2012)

13.....**CJ ANTHONY VS. SIENA (JAN. 2, 2026)**

A.J. English vs. Monmouth (Feb. 14, 2014)

A.J. English vs. Marist (Dec. 4, 2013)

Scott Machado at Syracuse (Dec. 18, 2010)

Tom Burke (1967)

12.....Adam Njie Jr. vs. Rider (Feb. 14, 2025)

Rickey McGill vs. Canisius (Jan. 21, 2018)

A.J. English at Massachusetts (Dec. 30, 2014)

Scott Machado vs. Saint Peter's (Feb. 26, 2012)

Scott Machado at Niagara (Dec. 4, 2011)

Marvin McCullough vs. Saint Peter's (Feb. 27, 2004)

Marvin McCullough vs. Niagara (Mar. 8, 2003)

## BLOCKS

11.....Nakiea Miller vs. Fairfield (3/5/00)

9.....Greg Jenkins vs. Manhattan (1/25/04)

8.....Nakiea Miller vs. St. Francis, NY (11/28/00)

7.....Isaiah Williams at Manhattan (2/28/14)

Greg Jenkins vs. Rider (2/24/04)

Kevin Cooper vs. Northern Illinois (1989)

Harry Hart vs. Manhattan (1993)

Mikkel Larsen vs. Niagara (1994), vs. Rhode Island (1996), vs. Manhattan (1996)

Kashif Hameed vs. Fairfield (1997)

Nakiea Miller vs. Ole Miss (3/16/01)

Charles Henson vs. Siena (2/9/03)

Justin Marshall at Siena (2/1/07)

# INDIVIDUAL RECORDS - ALL-TIME 30+ POINT EFFORTS

- 50..... Warren Isaac vs. Bates (12/18/64)  
 46..... A.J. English vs. Fairfield (12/1/15)  
 45..... A.J. English vs. Monmouth (1/15/16)  
 43..... Lamont Jones vs. Canisius (2/2/12)  
       Sean Green vs. Siena (3/3/91)  
 41..... Warren Isaac vs. Duquesne (2/17/65)  
 40..... Rickey McGill at Rider (2/25/18)  
       Schadrac Casimir vs. Del. St. (11/26/14)  
       Lamont Jones vs. Quinnipiac (11/16/12)  
       Steve Burttt vs. Holy Cross (2/1/84)  
       Richie Guerin vs. John Carroll (2/18/54)  
 39..... Mike Glover vs. Canisius (12/3/10)  
 38..... Jordan Washington vs. Rider (2/19/17)  
       Steve Burttt vs. Marist (2/24/05)  
       Derrick Canada vs. La Salle (1/4/92)  
       Jeff Ruland vs. Kansas (2/7/80)  
       Richie Guerin vs. Fairfield (2/1/54)  
 37..... A.J. English at North Texas (11/23/14)  
       Lamont Jones vs. Marist (2/7/13)  
       Steve Burttt at Saint Peter's (1/11/06)  
       Kevin Hamilton vs. Pittsburgh (1/22/79)  
       Jeff Ruland vs. Northeastern (12/29/78)  
       Dave Brown vs. St. Fran. (BK) (1/29/77)  
 36..... Steve Burttt at Canisius (1/14/06)  
       Steve Burttt vs. St. Peter's (3/5/05)  
       Steve Burttt vs. Fairfield (1/21/84)  
       Kevin Bass vs. Marist (11/30/74)  
       Richie Guerin vs. Marshall (1/2/54)  
 35..... Greg Gordon vs. Fairfield (2/2/24)  
       Lamont Jones vs. Loyola (Md.) (3/1/13)  
       Mindaugas Timinskas vs. Niagara (2/17/95)  
       Mikkel Larsen vs. Fairfield (2/19/94)  
       Nestor Payne vs. Holy Cross (2/21/89)  
       Gary Springer vs. Wagner (1/31/81)  
       Warren Isaac vs. UMass (1/29/64)  
 34..... Idan Tretout vs. Scared Heart (11/10/23)  
       Mike Glover vs. St. Joseph's (11/23/11)  
       Steve Burttt vs. Fairfield (2/18/84)  
       Steve Burttt vs. La Salle (1/26/84)  
       Steve Burttt vs. Manhattan (2/26/83)  
       Jeff Ruland vs. Long Island (1/28/78)  
       Ray Hyland vs. Army (2/9/72)  
       Frank McArdle vs. Long Island (2/28/61)  
       Larry Blaney vs. Siena (2/20/57)  
       Joe Bernardi vs. Xavier (1/5/57)  
 33..... Isaiah Ross at Hofstra (12/5/20)  
       Jordan Washington at Fairfield (1/24/16)  
       Schadrac Casimir vs. Marist (2/8/15)  
       Lamont Jones vs. Canisius (3/9/13)  
       Scott Machado vs. St. Joseph's (11/23/11)  
       Mike Glover at ETSU (3/1/11)  
       Steve Burttt vs. Fordham (3/3/08)  
       Steve Burttt vs. Siena (2/23/06)  
       Steve Burttt at Fordham (12/1/05)  
       Harry Hart vs. Niagara (1/23/93)  
       Sean Green vs. Fairfield (2/21/91)  
       Sean Green vs. Canisius (2/2/91)  
       Sean Green vs. Canisius (1/12/91)  
       Steve Burttt vs. St. Bona. (3/16/83)  
       Art Wiggins vs. Biscayne (1/11/71)  
       Warren Isaac vs. King's (2/4/64)  
       George Carter vs. St. Fran. (BK) (2/28/57)  
       Richie Guerin vs. Creighton (1/27/54)  
 32..... Greg Gordon at Niagara (2/8/24)  
       Deyshonee Much vs. Fairfield (1/7/18)  
       A.J. English at Siena (2/22/16)  
       A.J. English vs. Monmouth (3/7/15)  
       A.J. English at Canisius (2/9/14)  
       Lamont Jones vs. Rider (2/9/13)  
       Sean Armand vs. Canisius (1/13/13)  
       Sean Armand vs. Siena (1/3/12)  
       Steve Burttt vs. Loyola (1/19/06)  
       Derrick Canada vs. Manhattan (3/8/92)  
       Sean Green vs. La Salle (2/23/91)  
       Steve Burttt vs. Fairfield (1/24/83)  
       Steve Burttt vs. UNLV (2/18/82)  
       Steve Burttt vs. Fairfield (1/22/82)  
       Steve Burttt vs. San Francisco (12/19/81)  
       Kevin Hamilton vs. Georgetown (1/5/80)  
       Jeff Ruland vs. Wagner (2/25/78)  
       Kevin Bass vs. UMass (3/1/75)  
       Bill McGugin vs. St. Peter's (1/10/70)  
       Bob LaRusso vs. Rider (3/4/66)  
       Warren Isaac vs. FDU (1/10/64)  
       Warren Isaac vs. Boston U. (12/28/63)  
       Richie Guerin vs. Xavier (12/17/53)  
 31..... Daniss Jenkins vs. Niagara (12/2/22)  
       Isaiah Ross vs. Monmouth (2/20/21)  
       A.J. English at Monmouth (2/19/16)  
       A.J. English vs. Siena (2/13/16)  
       A.J. English at Tulsa (12/8/15)  
       A.J. English at Monmouth (12/7/14)  
       A.J. English at Siena (1/12/14)  
       Mike Glover at Marist (1/8/12)  
       Mike Glover vs. Siena (3/5/11)  
       Ricky Soliver vs. Marist (3/5/06)  
       Steve Burttt vs. Canisius (2/3/06)  
       Ricky Soliver vs. Niagara (3/6/04)  
       Tariq Kirksay vs. Rider (1/13/00)  
       Tariq Kirksay vs. St. Fran. (BK) (12/23/99)  
       Tariq Kirksay vs. Loyola (2/22/98)  
       Bryan Matthew vs. Siena (2/23/97)  
       Mindaugas Timinskas vs. Cornell (12/14/96)  
       Sean Green vs. Hawaii (12/27/91)  
       Shawn Worthy vs. Siena (1/14/91)  
       Sean Green vs. Gonzaga (12/23/90)  
       Steve Burttt vs. Holy Cross (2/15/84)  
       Steve Burttt vs. Memphis State (1/26/83)  
       Steve Burttt vs. Army (1/15/83)  
       Steve Burttt vs. Marquette (1/11/83)  
       Gary Springer vs. Niagara (1/21/81)  
       Steve Burttt vs. St. Peter's (1/20/80)  
       Jeff Ruland vs. St. John's (3/10/78)  
       Jeff Ruland vs. Detroit (1/11/78)  
       Bob McMahan vs. Illinois Wes. (12/20/67)  
       Warren Isaac vs. Illinois Wes. (12/21/64)  
       Warren Isaac vs. St. Peter's (2/22/64)  
       Wally McCarvill vs. St. Fran. (BK) (2/24/55)  
 30..... Dejour Reaves vs. Indiana State (11/30/24)  
       Idan Tretout at Quinnipiac (1/21/24)  
       Walter Clayton Jr. at Niagara (2/12/23)  
       Isaiah Ross at Fairfield (12/11/20)  
       Rickey McGill vs. Canisius (2/24/19)  
       Schadrac Casimir vs. Manhattan (2/23/18)  
       Jordan Washington vs. Fairfield (1/20/17)  
       Jordan Washington vs. Ohio (12/10/16)  
       Deyshonee Much at Canisius (2/5/16)  
       David Laury vs. Quinnipiac (1/6/15)  
       David Laury vs. Indiana State (12/13/14)  
       A.J. English vs. Rider (12/10/14)  
       A.J. English at Dayton (12/19/13)  
       Sean Armand vs. St. Bona. (12/14/13)  
       Sean Armand vs. Geo. Mason (11/23/13)  
       Lamont Jones vs. Manhattan (1/6/13)  
       Mike Glover vs. Niagara (12/5/10)  
       Steve Burttt vs. Marist (3/5/06)  
       Steve Burttt at Loyola (2/8/06)  
       Steve Burttt at Siena (1/24/06)  
       Ricky Soliver vs. Portland State (11/25/05)  
       Greg Jenkins vs. Manhattan (1/15/05)  
       Tariq Kirksay vs. Coppin State (11/23/99)  
       Tariq Kirksay vs. Rider (1/8/99)  
       Bryan Matthew vs. Niagara (1/26/97)  
       Derrick Canada vs. ODU (12/2/91)  
       Sean Green vs. St. Peter's (2/17/91)  
       Sean Green vs. Seton Hall (12/9/89)  
       Steve Burttt vs. New Orleans (1/23/84)  
       Steve Burttt vs. Syracuse (12/4/83)  
       Steve Burttt vs. Assumption (1/9/82)  
       Steve Burttt vs. Siena (3/3/81)  
       Jeff Ruland vs. Louisville (2/21/80)  
       Jeff Ruland vs. Long Bch. St. (12/1/79)  
       Kevin Hamilton vs. St. Fran. (Pa.) (1/25/78)  
       Glenn Vickers vs. South Florida (2/19/77)  
       Kevin Bass vs. Holy Cross (12/19/75)  
       Kevin Bass vs. Siena (12/4/73)  
       Bob McMahan vs. Illinois Wes. (12/10/66)  
       Tom Qualter vs. Long Island (2/12/66)  
       Warren Isaac vs. Duquesne (1/7/65)  
       Frank McArdle vs. NYU (12/10/60)  
       Joe Bernardi vs. Hofstra (12/18/56)  
       Richie Guerin vs. Bates (12/14/51)

# YEAR-BY-YEAR TEAM STATISTICS

Year	G	FG-A	FG%	3FG-A	PCT	FT-A	FT%	REB	AVG	PF	D	AST	TO	BLK	STL	PTS	AVG
1952-53	20	542-1315	.412			450-627	.718	1036	51.8	381	16					1534	76.7
1953-54	21	487-1322	.368			448-718	.624	1232	58.7	450	18					1422	67.7
1954-55	21	478-1311	.365			422-751	.562	1250	59.5	394	12					1378	65.6
1955-56	22	547-1451	.377			475-723	.657	1129	51.3	380	13					1569	71.3
1956-57	20	547-1320	.414			385-623	.618	1106	55.3	313	10					1479	74.0
1957-58	24	625-1607	.389			423-692	.611	1267	52.8	436	17					1673	69.7
1958-59	21	542-1266	.428			334-535	.624	1087	51.8	373	12					1418	67.5
1959-60	18	508-1190	.427			227-378	.601	1054	58.6	341	10					1243	69.1
1960-61	21	538-1200	.448			356-528	.674	960	45.7	363	12					1432	68.2
1961-62	19	505-1113	.454			319-498	.641	885	46.6	416	20					1329	69.9
1962-63	19	458-979	.468			306-455	.673	866	45.6	400	18					1222	64.3
1963-64	20	545-1164	.468			329-517	.636	1071	53.6	385	15					1419	71.0
1964-65	23	609-1310	.465			433-600	.722	1191	51.8	436	19					1651	71.8
1965-66	21	527-1122	.470			343-498	.689	795	37.9	371	16					1397	66.5
1966-67	21	565-1263	.447			339-529	.641	1003	47.8	410	22					1469	70.0
1967-68	22	623-1372	.454			289-440	.657	1024	46.5	390	11					1535	69.8
1968-69	22	607-1458	.416			388-593	.654	1102	50.1	455	17					1602	72.8
1969-70	24	699-1502	.465			408-611	.668	1157	48.2	476	17					1806	75.3
1970-71	22	563-1415	.398			337-564	.598	1081	49.1	440	17					1463	66.5
1971-72	23	622-1452	.428			373-533	.700	1052	45.7	412	15					1617	70.3
1972-73	22	624-1456	.429			245-365	.671	1006	45.7	396	23					1493	67.9
1973-74	24	688-1683	.409			337-511	.659	1224	51.0	420						1713	71.4
1974-75	23	637-1521	.419			265-387	.685	932	40.5	484	18					1539	66.9
1975-76	26	715-1484	.482			462-663	.697	1039	40.0	558	20					1892	72.8
1976-77	25	769-1567	.491			480-643	.747	952	38.1	488	15					2018	80.7
1977-78	27	876-1711	.512			494-701	.705	1199	44.4	508	13					2246	83.2
1978-79	29	895-1739	.515			491-678	.724	1027	35.4	582	18					2281	78.7
1979-80	34	935-1824	.513			622-880	.707	1130	33.2	646	15					2492	73.3
1980-81	29	770-1566	.492			439-686	.640	1054	36.3	601	28	385	541			1979	68.2
1981-82	33	900-1784	.504			645-960	.672	1221	37.0	644	28	407	531	131	252	2445	74.1
1982-83	31	940-1808	.520			504-739	.682	1144	36.9	603	32	476	482	161	245	2384	76.9
1983-84	31	946-1805	.524			518-761	.681	1166	37.6	607	23	462	492	166	274	2410	77.7
1984-85	31	898-1669	.538			518-728	.712	1021	32.9	539	11	430	461	112	258	2314	74.6
1985-86	29	713-1455	.490			487-823	.592	987	34.0	646	16	428	505	100	185	1913	66.0
1986-87	30	824-1715	.480	73-191	.382	452-728	.621	1054	35.1	626	15	378	450	107	243	2173	72.4
1987-88	27	780-1587	.491	107-273	.392	432-672	.643	941	34.9	583	22	391	455	86	218	2099	77.7
1988-89	31	798-1773	.450	101-294	.344	490-741	.661	1162	37.5	584	11	430	495	104	206	2187	70.5
1989-90	28	647-1495	.433	99-301	.329	374-563	.664	957	34.2	439	11	249	433	75	178	1767	63.1
1990-91	30	821-1721	.477	126-348	.362	466-682	.683	1047	34.9	508	19	398	445	65	203	2234	74.5
1991-92	29	731-1640	.446	129-392	.329	559-786	.711	1037	35.8	476	13	405	444	108	223	2150	74.1
1992-93	27	729-1524	.478	135-381	.354	453-660	.686	950	35.2	437	9	480	456	118	233	2046	75.8
1993-94	27	740-1601	.462	73-257	.284	472-655	.721	991	36.7	446	15	419	453	106	180	2025	75.0
1994-95	27	754-1635	.461	131-379	.346	396-585	.677	1028	38.1	497	11	425	417	97	180	2035	75.4
1995-96	29	741-1719	.431	136-411	.331	485-710	.683	1141	39.3	515	11	353	412	176	210	2103	72.5
1996-97	30	770-1690	.456	163-493	.331	617-834	.740	1099	36.6	589	21	410	461	147	231	2320	77.3
1997-98	33	934-2008	.465	210-599	.351	574-835	.687	1247	37.8	652	16	511	504	206	325	2652	80.4
1998-99	30	826-1857	.445	144-483	.298	491-751	.654	1261	42.0	615	9	512	527	220	243	2287	76.2
1999-00	31	846-1877	.451	147-427	.344	604-833	.725	1272	41.0	607	14	529	557	216	233	2443	78.8
2000-01	33	912-1896	.481	159-415	.383	566-822	.689	1239	37.5	717	23	481	557	183	259	2549	77.2
2001-02	30	728-1674	.435	148-441	.336	528-761	.694	1096	36.5	686	31	417	555	153	238	2132	71.1
2002-03	29	758-1645	.461	166-453	.366	492-687	.716	1027	35.4	590	20	477	445	126	238	2174	75.0
2003-04	29	750-1690	.444	156-451	.346	422-645	.654	1109	38.2	586	21	434	457	161	223	2078	71.7
2004-05	31	778-1748	.445	152-417	.365	513-725	.708	1129	36.4	626	21	454	474	187	203	2221	71.6
2005-06	31	881-1835	.480	196-488	.402	517-748	.691	1140	36.8	576	9	481	468	128	239	2475	79.8
2006-07	30	646-1583	.408	110-396	.278	356-617	.577	1047	34.9	611	26	308	536	143	180	1758	58.6
2007-08	32	753-1739	.433	183-581	.315	410-591	.694	1114	34.8	683	29	432	559	108	248	2099	65.6
2008-09	31	637-1541	.413	174-524	.332	482-732	.658	1026	33.1	615	11	378	486	91	205	1930	62.3
2009-10	31	700-1667	.420	227-619	.367	423-621	.681	1041	33.6	614	12	421	420	90	246	2050	66.1

## YEAR-BY-YEAR TEAM STATISTICS

Year	G	FG-A	FG%	3FG-A	PCT	FT-A	FT%	REB	AVG	PF	D	AST	TO	BLK	STL	PTS	AVG
2010-11	37	1048-2200	.476	298-795	.375	528-804	.657	1340	36.2	665	12	645	468	122	278	2922	79.0
2011-12	33	1021-2033	.502	254-656	.387	440-617	.713	1148	34.8	559	9	638	414	71	241	2736	82.9
2012-13	34	956-2106	.454	283-771	.367	538-689	.781	1229	36.1	582	14	523	421	101	222	2733	80.4
2013-14	33	947-1944	.487	338-853	.396	528-739	.714	1094	33.2	584	11	576	349	122	219	2760	83.6
2014-15	35	950-2051	.463	344-869	.396	538-768	.701	1260	36.0	605	7	573	427	135	226	2782	79.5
2015-16	33	919-2011	.457	327-884	.370	463-651	.711	1218	36.9	641	16	551	422	135	248	2628	79.6
2016-17	35	979-2155	.454	342-862	.397	513-668	.768	1251	35.7	669	10	541	421	108	239	2813	80.4
2017-18	34	957-2077	.461	324-846	.383	462-626	.738	1144	33.6	587	10	542	395	103	229	2702	79.5
2018-19	33	857-1897	.452	297-845	.351	521-699	.745	1127	34.2	564	20	432	408	90	223	2532	76.7
2019-20	29	697-1586	.439	224-673	.333	412-535	.770	971	33.5	539	17	382	413	108	199	2030	70.0
2020-21	18	446-1010	.442	132-381	.346	259-348	.744	665	36.9	392	20	245	282	75	123	1283	71.3
2021-22	33	872-1952	.447	234-704	.332	504-727	.693	1220	37.0	601	6	533	418	199	216	2482	75.2
2022-23	35	979-2135	.459	247-683	.362	453-619	.732	1245	35.6	568	7	520	367	192	261	2,658	75.9
2023-24	33	857-1984	.432	271-768	.353	369-566	.652	1047	31.7	588	12	473	335	96	292	2,354	71.3
2024-25	34	872-2075	.420	229-721	.318	396-578	.685	1259	43.4	621	9	492	491	96	327	2,369	69.7
2025-26	32	832-1899	.438	306-871	.351	393-556	.707	1139	35.6	519	9	447	384	95	212	2,363	73.8

## OPPONENT YEAR-BY-YEAR TEAM STATISTICS

Year	G	FG-A	FG%	3FG-A	PCT	FT-A	FT%	REB	AVG	PF	D	AST	TO	BLK	STL	PTS	AVG
1952-53	20	404-1370	.295			341-582	.586	577	28.9	416	21					1149	57.5
1953-54	21	451-1350	.334			478-699	.684	993	47.3	456	34					1380	65.7
1954-55	21	475-1301	.365			412-661	.623	987	47.0	428	16					1362	64.9
1955-56	22	610-1524	.400			428-611	.700	1120	50.9	447	15					1648	74.9
1956-57	20	514-1355	.379			351-541	.649	936	46.8	367	15					1389	69.5
1957-58	24	559-1433	.390			409-635	.644	1084	45.2	460	19					1527	63.6
1958-59	21	464-1236	.375			383-542	.707	769	36.6	379	18					1311	62.4
1959-60	18	371-1064	.349			296-506	.585	682	37.9	276	8					1038	57.7
1960-61	21	541-1328	.407			331-504	.657	834	39.7	378	11					1413	67.3
1961-62	19	449-1166	.385			392-583	.672	806	42.4	379	16					1290	67.9
1962-63	19	425-1071	.397			329-533	.617	654	34.4	362	18					1179	62.1
1963-64	20	471-1161	.406			328-503	.652	602	30.1	410	20					1270	63.5
1964-65	23	619-1378	.449			357-536	.666	705	30.7	456	18					1595	69.3
1965-66	21	621-1282	.484			296-432	.685	752	35.8	389	12					1538	73.2
1966-67	21	526-1220	.431			360-547	.658	766	36.5	403	13					1412	67.2
1967-68	22	553-1365	.405			370-520	.712	838	38.1	371	12					1476	67.1
1968-69	22	543-1225	.443			443-627	.707	820	37.3	470	16					1529	69.5
1969-70	24	666-1554	.429			497-685	.726	925	38.5	470	22					1829	76.2
1970-71	22	591-1355	.436			385-654	.589	965	43.9	443	20					1567	71.2
1971-72	23	682-1594	.428			389-551	.706	972	42.3	407	13					1753	76.2
1972-73	22	644-1431	.450			280-419	.668	872	39.6	402	12					1568	71.3
1973-74	24	799-1717	.465			263-404	.651	960	40.0							1861	77.5
1974-75	23	752-1556	.483			338-487	.694	1027	44.7	443	12					1842	80.1
1975-76	26	775-1650	.470			364-571	.637	976	37.5	565	26					1914	73.6
1976-77	25	803-1537	.522			348-500	.696	850	34.0	564	22					1954	78.2
1977-78	27	875-1814	.482			353-510	.692	986	36.5	608	30					2103	77.9
1978-79	29	824-1812	.455			398-580	.686	970	33.4	636	28					2046	70.6
1979-80	34	885-2003	.442			421-627	.671	1103	32.4	744	37					2191	64.4
1980-81	29	798-1707	.467			481-687	.700	974	33.6	623	27	418	400			2077	71.6
1981-82	33	868-1879	.462			446-667	.669	1055	32.0	774	41	457	535	104	228	2182	66.1
1982-83	31	847-1888	.449			458-670	.684	1062	34.3	634	7	488	471			2152	69.4
1983-84	31	847-1900	.446			457-673	.679	1063	34.3	621	11	460	469	89	221	2151	69.4
1984-85	31	858-1767	.486			375-568	.660	929	30.0	621	14	453	446	82	214	2091	67.5
1985-86	29	772-1448	.533			475-761	.624	891	30.7	705	8	451	414	66	245	2019	69.6
1986-87	30	805-1756	.458	80-193	.415	488-678	.720	1110	37.0	639	21	447	456	67	191	2178	72.6
1987-88	27	798-1667	.479	111-265	.419	484-674	.718	1003	37.1	555	15	494	423	59	184	2191	81.1
1988-89	31	829-1877	.442	137-340	.403	419-579	.724	1095	35.3	616	21	538	411	95	216	2214	71.4

# OPPONENT YEAR-BY-YEAR TEAM STATISTICS

Year	G	FG-A	FG%	3FG-A	PCT	FT-A	FT%	REB	AVG	PF	D	AST	TO	BLK	STL	PTS	AVG
1989-90	28	721-1565	.461	117-297	.394	343-495	.693	944	33.7	520	15	398	386	102	217	1902	67.9
1990-91	30	807-1761	.458	152-425	.358	413-583	.708	989	33.0	577	15	419	446	90	190	2179	72.6
1991-92	29	820-1772	.463	208-510	.408	347-494	.702	1020	35.2	620	14	436	458	101	231	2195	75.7
1992-93	27	775-1736	.446	159-452	.352	296-441	.671	1001	37.1	522	12	424	422	78	250	2005	74.3
1993-94	27	841-1800	.467	218-562	.388	333-482	.691	1001	37.1	526	10	508	380	88	231	2233	82.7
1994-95	27	755-1667	.453	192-512	.375	378-539	.701	977	36.2	530	14	440	410	85	191	2080	77.0
1995-96	29	711-1800	.395	178-549	.324	375-559	.671	1144	39.4	605	22	399	439	90	189	1975	68.1
1996-97	30	727-1723	.422	156-473	.330	489-706	.693	1050	35.0	677	30	365	500	86	242	2099	70.0
1997-98	33	787-1923	.409	179-529	.338	542-777	.698	1234	37.4	701	29	411	639	75	232	2295	69.5
1998-99	30	770-1906	.404	172-486	.354	518-781	.663	1200	40.0	631	16	390	490	112	286	2230	74.3
1999-00	31	841-2012	.418	176-535	.329	495-721	.687	1181	38.1	666	19	409	510	117	303	2353	75.9
2000-01	33	809-1941	.417	176-536	.328	581-865	.672	1170	35.5	707	21	431	548	97	262	2375	72.0
2001-02	30	697-1728	.403	175-506	.346	603-835	.722	1053	35.1	645	21	370	486	103	267	2172	72.4
2002-03	29	689-1641	.420	167-502	.333	528-728	.725	1026	35.4	626	20	370	455	80	215	2073	71.5
2003-04	29	745-1770	.421	206-582	.354	475-675	.704	1089	37.6	578	20	438	397	88	225	2171	74.9
2004-05	31	744-1812	.411	213-623	.342	510-719	.709	1125	36.3	619	21	433	460	105	239	2211	71.3
2005-06	31	790-1826	.433	199-585	.340	459-621	.739	1067	34.4	660	21	406	503	82	227	2238	72.2
2006-07	30	716-1623	.441	174-516	.337	490-714	.686	1064	35.5	564	10	392	418	116	291	2096	69.9
2007-08	32	712-1679	.424	233-647	.360	552-792	.697	1094	34.2	569	14	414	539	128	255	2209	69.0
2008-09	31	656-1567	.419	188-577	.326	457-649	.704	1009	32.5	649	24	348	487	106	243	1957	63.1
2009-10	31	629-1575	.399	163-500	.326	500-745	.671	1113	35.9	558	12	323	504	145	224	1921	62.0
2010-11	37	926-2094	.442	235-658	.357	492-716	.687	1255	33.9	709	15	460	544	128	238	2579	69.7
2011-12	33	885-1962	.451	237-669	.354	393-565	.696	1126	34.1	584	10	474	530	105	181	2400	72.7
2012-13	34	938-2083	.450	272-726	.375	447-670	.667	1228	36.1	585	9	526	475	147	188	2595	76.3
2013-14	33	959-2111	.454	218-640	.341	424-620	.684	1261	38.2	587	8	480	392	117	158	2560	77.6
2014-15	35	937-2208	.424	250-705	.355	440-630	.698	1320	37.7	654	10	507	415	130	208	2564	73.3
2015-16	33	844-1993	.423	257-718	.358	506-724	.699	1234	37.4	606	13	451	461	97	193	2451	74.3
2016-17	35	951-2183	.436	280-776	.361	507-729	.695	1340	38.3	603	13	504	461	101	170	2689	76.8
2017-18	34	969-2103	.461	267-745	.358	397-602	.659	1281	37.7	578	15	505	464	95	172	2602	76.5
2018-19	33	900-2021	.445	314-857	.366	394-576	.684	1219	36.9	618	13	499	437	118	178	2508	76.0
2019-20	29	718-1700	.422	242-666	.363	377-581	.649	1032	35.6	509	14	419	376	83	198	2055	70.9
2020-21	18	388-963	.403	109-361	.302	304-444	.685	580	32.2	351	9	207	247	46	135	1189	66.1
2021-22	33	804-1934	.416	194-642	.302	462-654	.706	1163	35.2	627	17	381	443	105	234	2264	68.6
2022-23	35	826/2009	.411	207-696	.297	438-621	.705	1223	34.9	564	11	426	503	97	187	2,297	65.6
2023-24	33	804/1746	.460	237-698	.340	484-655	.739	1182	35.8	497	7	454	499	127	183	2,329	70.6
2024-25	34	820-1845	.444	268-821	.326	488-657	.743	1112	32.7	528	11	495	536	147	242	2,396	70.5
2025-26	32	840-1968	.427	245-801	.306	415-566	.733	1197	37.4	512	8	475	371	114	238	2,340	73.1

## TEAM RECORDS - SINGLE SEASON

<b>MOST VICTORIES</b> 29, 1979-80 (29-5)	<b>MOST 3-POINT FIELD GOALS</b> 344, 2014-15; 342, 2016-17	<b>HIGHEST BLOCK AVERAGE</b> 7.3, 1998-99
<b>FEWEST VICTORIES</b> 2, 2006-07 (2-28)	<b>MOST 3-POINT FIELD GOAL ATTEMPTS</b> 884, 2015-16; <b>871, 2025-26</b>	<b>MOST FOULS</b> 717, 2000-01
<b>MOST LOSSES</b> 28, 2006-07 (2-28)	<b>HIGHEST 3-POINT FIELD GOAL PERCENTAGE</b> .402 (196-488), 2005-06	<b>MOST DISQUALIFICATIONS</b> 32, 1982-83
<b>FEWEST LOSSES</b> 3, 1952-53 (17-3)	<b>MOST FREE THROWS</b> 645, 1981-82	<b>BEST START OF A SEASON</b> 17-1, 1984-85
<b>MOST POINTS</b> 2,922, 2010-11	<b>MOST FREE THROW ATTEMPTS</b> 960, 1981-82	<b>WORST START OF A SEASON</b> 0-22, 2006-07
<b>FEWEST POINTS</b> 1,222, 1962-63	<b>HIGHEST FREE THROW PERCENTAGE</b> .781 (538-669), 2012-13	<b>HIGHEST WINNING PERCENTAGE</b> .853 (29-5), 1979-80
<b>MOST POINTS AGAINST</b> 2,689, 2016-17	<b>MOST REBOUNDS</b> 1,340, 2010-11	<b>LOWEST WINNING PERCENTAGE</b> .067 (2-28), 1974-75
<b>FEWEST POINTS AGAINST</b> 1,038, 1959-60	<b>HIGHEST REBOUND AVERAGE</b> 59.5, 1954-55	<b>MOST GAMES</b> 37, 2010-11
<b>HIGHEST SCORING AVERAGE</b> 83.6, 2013-14	<b>MOST ASSISTS</b> 645, 2010-11	<b>FEWEST GAMES</b> 19, 1959-60
<b>LOWEST SCORING AVERAGE</b> 58.6, 2006-07	<b>HIGHEST ASSIST AVERAGE</b> 19.3, 2011-12	<b>LONGEST WINNING STREAK</b> 17 (1/23/80-3/6/80), 1979-80
<b>MOST FIELD GOALS</b> 1,048, 2010-11	<b>MOST STEALS</b> 327, 2024-25	<b>LONGEST LOSING STREAK</b> 22 (11/14/06-2/1/07), 2006-07
<b>MOST FIELD GOAL ATTEMPTS</b> 2,200, 2010-11	<b>HIGHEST STEAL AVERAGE</b> 9.8, 1997-98	<b>LONGEST WINNING STREAK VS. ONE TEAM</b> 28 vs. Wagner (1956-57 to 1993-94)
<b>HIGHEST FIELD GOAL PERCENTAGE</b> .538 (898-1,669), 1984-85	<b>MOST BLOCKS</b> 220, 1998-99	<b>LONGEST LOSING STREAK VS. ONE TEAM</b> 11 vs. Niagara (1965-66 - 1975-76)

## TEAM RECORDS - SINGLE GAME

<b>MOST POINTS</b> 126 vs. Delaware State (126-76), 11/26/14 123 vs. Holy Cross (123-113), 2/21/89	<b>MOST FIELD GOALS</b> 49, Defeated Long Island (117-90), 2/23/77 49, Defeated Pace (113-64), 11/28/78
<b>MOST POINTS, OPPONENT</b> 120, La Salle (88-120, L), 1/4/92	<b>MOST 3-POINT FIELD GOALS</b> 24, Defeated Delaware State (126-76), 11/26/14
<b>MOST POINTS, BOTH TEAMS</b> 236, Defeated Holy Cross (123-113), 2/21/89	<b>MOST FREE THROWS</b> 43, Defeated South Florida (107-100), 2/19/77
<b>FEWEST POINTS</b> 27 vs. Cortland (27-49, L), 1947-48	<b>MOST REBOUNDS</b> 81, Defeated Toronto (92-53), 12/4/56
<b>FEWEST POINTS, OPPONENT</b> 22, twice, Bergen (68-22), 1945-46	<b>MOST ASSISTS</b> 35, Defeated Delaware State (126-76), 11/26/14 34, Defeated Niagara (118-92), 1/4/14
<b>FEWEST POINTS, BOTH TEAMS</b> 74, Defeated Queens College (44-30), 1/4/50	<b>LONGEST GAME</b> 65 minutes (5 OT), Defeated Fairfield (102-100), 2/20/82
<b>WIDEST MARGIN OF VICTORY</b> 51 vs. Pace (100-49), 12/6/68	
<b>WIDEST MARGIN OF DEFEAT</b> 53, Duquesne (47-100), 1/9/67	

# SINGLE SEASON TEAM RECORDS - IONA HIGHS

GAMES PLAYED			FREE THROWS MADE			ASSISTS			POINTS / GAME			STEALS / GAME		
#	Year	GP	#	Year	FTM	#	Year	Assists	#	Year	PPG	#	Year	SPG
1.)	2010-11	37	1.)	1981-82	645	1.)	2010-11	645	1.)	2013-14	83.6	1.)	1997-98	9.85
2.)	2022-23	35	2.)	1979-80	622	2.)	2011-12	638	2.)	1977-78	83.2	2.)	2024-25	9.62
	2016-17	35	3.)	1996-97	617	3.)	2013-14	576	3.)	2011-12	82.9	3.)	2023-24	8.85
	2014-15	35	4.)	1999-00	604	4.)	2014-15	573	4.)	1976-77	80.7	4.)	1983-84	8.84
5.)	2024-25	34	5.)	1997-98	574	5.)	2015-16	551	5.)	2012-13	80.38	5.)	1992-93	8.63
	2017-18	34	6.)	2000-01	566	6.)	2017-18	542	6.)	2016-17	80.37	6.)	1984-85	8.32
	2012-13	34	7.)	1991-92	559	7.)	2016-17	541	7.)	1997-98	80.36	7.)	2002-03	8.21
	1979-80	34	8.)	2014-15	538	8.)	2021-22	533	8.)	2005-06	79.8	8.)	1998-99	8.10
9.)	2023-24	33	9.)	2012-13	538	9.)	1999-00	529	9.)	2015-16	79.6	9.)	1986-87	8.10
	Eight others	33	10.)	Three with	528	10.)	2012-13	523	10.)	2014-15	79.5	10.)	1987-88	8.07

FIELD GOALS			FREE THROW PERCENTAGE			TURNOVERS			REBOUNDS / GAME			ASSIST-TO-TURNOVER RATIO		
#	Year	FGM	#	Year	FT%	#	Year	TO	#	Year	RPG	#	Year	A:T
1.)	2010-11	1,048	1.)	2012-13	.781	1.)	2007-08	559	1.)	1954-55	59.5	1.)	2013-14	1.650
2.)	2011-12	1,021	2.)	2019-20	.770	2.)	2000-01	557	2.)	1953-54	58.7	2.)	2011-12	1.541
3.)	2022-23	979	3.)	2016-17	.768		1999-00	557	3.)	1959-60	58.6	3.)	2022-23	1.417
	2016-17	979	4.)	1976-77	.747	4.)	2001-02	555	4.)	1956-57	55.3	4.)	2023-24	1.412
5.)	2017-18	957	5.)	2018-19	.745	5.)	1980-81	541	5.)	1963-64	53.6	5.)	2010-11	1.378
6.)	2012-13	956	6.)	2020-21	.744	6.)	2006-07	536	6.)	1957-58	52.8	6.)	2017-18	1.372
7.)	2014-15	950	7.)	1996-97	.740	7.)	1981-82	531	7.)	1952-53	51.80	7.)	2014-15	1.342
8.)	2013-14	947	8.)	2017-18	.738	8.)	1998-99	527	8.)	1964-65	51.78	8.)	2015-16	1.306
9.)	1983-84	946	9.)	2022-23	.732	9.)	1985-86	505	9.)	1958-59	51.76	9.)	2016-17	1.285
10.)	1982-83	940	10.)	1999-00	.725	10.)	1997-98	504	10.)	1955-56	51.3	10.)	2021-22	1.275

FIELD GOAL PERCENTAGE			REBOUNDS			BLOCKS			ASSISTS / GAME			FIELD GOALS / GAME		
#	Year	FG%	#	Year	Rebounds	#	Year	Blocks	#	Year	APG	#	Year	FG/G
1.)	1984-85	.538	1.)	2010-11	1,340	1.)	1998-99	220	1.)	2011-12	19.3	1.)	1977-78	32.44
2.)	1983-84	.524	2.)	1999-00	1,272	2.)	1999-00	216	2.)	1992-93	17.8	2.)	2011-12	30.94
3.)	1982-83	.520	3.)	1957-58	1,267	3.)	1997-98	206	3.)	2013-14	17.5	3.)	1978-79	30.86
4.)	1978-79	.515	4.)	1998-99	1,261	4.)	2021-22	199	4.)	2010-11	17.4	4.)	1976-77	30.76
5.)	1979-80	.513	5.)	2014-15	1,260	5.)	2022-23	192	5.)	1998-99	17.07	5.)	1983-84	30.52
6.)	1977-78	.512	6.)	2024-25	1,259	6.)	2004-05	187	6.)	1999-00	17.06	6.)	1982-83	30.32
7.)	1981-82	.504	7.)	2016-17	1,251	7.)	2000-01	183	7.)	2015-16	16.7	7.)	1969-70	29.13
8.)	2011-12	.502	8.)	1954-55	1,250	8.)	1995-96	176	8.)	2002-03	16.45	8.)	1984-85	28.97
9.)	1980-81	.492	9.)	1997-98	1,247	9.)	1983-84	166	9.)	2014-15	16.37	9.)	1987-88	28.89
10.)	1987-88	.491	10.)	2022-23	1,245	10.)	2003-04	161	10.)	2021-22	16.2	10.)	2013-14	28.70
							1982-83	161						

3-PT FIELD GOALS			FOULS			STEALS			TURNOVERS / GAME			3PT FG / GAME		
#	Year	3FG	#	Year	Fouls	#	Year	Steals	#	Year	TO/g	#	Year	3FG/G
1.)	2014-15	344	1.)	2000-01	717	1.)	2024-25	327	1.)	1980-81	18.7	1.)	2013-14	10.24
2.)	2016-17	342	2.)	2001-02	686	2.)	1997-98	325	2.)	2001-02	18.5	2.)	2015-16	9.91
3.)	2013-14	338	3.)	2007-08	683	3.)	2023-24	292	3.)	1999-00	18.0	3.)	2014-15	9.83
4.)	2015-16	327	4.)	2016-17	669	4.)	2010-11	278	4.)	2006-07	17.9	4.)	2016-17	9.77
5.)	2017-18	324	5.)	2010-11	665	5.)	1983-84	274	5.)	1998-99	17.6	5.)	2025-26	9.56
6.)	2025-26	306	6.)	1997-98	652	6.)	2022-23	261	6.)	2007-08	17.5	6.)	2017-18	9.53
7.)	2010-11	298	7.)	1985-86	646	7.)	2000-01	259	7.)	1985-86	17.4	7.)	2018-19	9.00
8.)	2018-19	297	8.)	1979-80	646	8.)	1984-85	258	8.)	1992-93	16.89	8.)	2012-13	8.32
9.)	2012-13	283	9.)	1981-82	644	9.)	1981-82	252	9.)	2000-01	16.88	9.)	2023-24	8.21
10.)	2023-24	271	10.)	2015-16	641	10.)	2015-16	248	10.)	1987-88	16.85	10.)	2010-11	8.05
							2007-08	248						

3-PT FIELD GOAL PCT.			DISQUALIFICATIONS			POINTS			BLOCKS / GAME			FREE THROWS / GAME		
#	Year	3FG%	#	Year	DQ	#	Year	Points	#	Year	BPG	#	Year	FT/G
1.)	2005-06	.402	1.)	1982-83	32	1.)	2010-11	2,922	1.)	1998-99	7.33	1.)	1952-53	22.50
2.)	2016-17	.397	2.)	2001-02	31	2.)	2016-17	2,813	2.)	1999-00	6.97	2.)	1955-56	21.59
3.)	2013-14	.396	3.)	2007-08	29	3.)	2014-15	2,782	3.)	1997-98	6.24	3.)	1953-54	21.33
4.)	2014-15	.396	4.)	1981-82	28	4.)	2013-14	2,760	4.)	1995-96	6.07	4.)	1996-97	20.57
5.)	1987-88	.392	5.)	1980-81	28	5.)	2011-12	2,736	5.)	2004-05	6.032	5.)	1954-55	20.10
6.)	2011-12	.387	6.)	2006-07	26	6.)	2012-13	2,733	6.)	2021-22	6.030	6.)	1981-82	19.55
7.)	2000-01	.383	7.)	2000-01	23	7.)	2017-18	2,702	7.)	2003-04	5.552	7.)	1999-00	19.48
8.)	2017-18	.383	8.)	1983-84	23	8.)	2022-23	2,658	8.)	2000-01	5.545	8.)	1991-92	19.28
9.)	1986-87	.382	9.)	1972-73	23	9.)	1997-98	2,652	9.)	2022-23	5.49	9.)	1956-57	19.25
10.)	2010-11	.375	10.)	1987-88	22	10.)	2015-16	2,628	10.)	1983-84	5.35	10.)	1976-77	19.20
				1966-67	22									



# SINGLE SEASON TEAM RECORDS - OPPONENT HIGHS

GAMES PLAYED			FREE THROWS MADE			ASSISTS			POINTS / GAME			STEALS / GAME		
#	Year	GP	#	Year	FTM	#	Year	Assists	#	Year	PPG	#	Year	SPG
1.)	2010-11	37	1.)	2001-02	603	1.)	1988-89	538	1.)	1993-94	82.7	1.)	1999-00	9.77
2.)	2022-23	35	2.)	2000-01	581	2.)	2012-13	526	2.)	1987-88	81.1	2.)	2006-07	9.70
	2016-17	35	3.)	2007-08	552	3.)	1993-94	508	3.)	1974-75	80.1	3.)	1998-99	9.53
	2014-15	35	4.)	1997-98	542	4.)	2014-15	507	4.)	1976-77	78.2	4.)	1992-93	9.26
5.)	2024-25	34	5.)	2002-03	528	5.)	2017-18	505	5.)	1977-78	77.9	5.)	2001-02	8.90
	2017-18	34	6.)	1998-99	518	6.)	2016-17	504	6.)	2013-14	77.6	6.)	1993-94	8.56
	2012-13	34	7.)	2004-05	510	7.)	2018-19	499	7.)	1973-74	77.5	7.)	1985-86	8.45
	1979-80	34	8.)	2016-17	507	8.)	2024-25	497	8.)	1994-95	77.0	8.)	1996-97	8.07
9.)	2023-24	33	9.)	2015-16	506	9.)	1987-88	494	9.)	2016-17	76.8	9.)	2007-08	7.969
	Eight others	33	10.)	2009-10	500	10.)	1982-83	488	10.)	2017-18	76.5	10.)	1991-92	7.966

FIELD GOALS			FREE THROW PERCENTAGE			TURNOVERS			REBOUNDS / GAME			ASSIST-TO-TURNOVER RATIO		
#	Year	FGM	#	Year	FT%	#	Year	TO	#	Year	RPG	#	Year	A:T
1.)	2017-18	969	1.)	2024-25	.743	1.)	1997-98	639	1.)	1955-56	50.9	1.)	1993-94	1.337
2.)	2013-14	959	2.)	2005-06	.7391	2.)	2000-01	548	2.)	1953-54	47.3	2.)	1988-89	1.309
3.)	2016-17	951	3.)	2023-24	.7389	3.)	2010-11	544	3.)	1954-55	47.0	3.)	2025-26	1.280
4.)	2012-13	938	4.)	<b>2025-26</b>	<b>.733</b>	4.)	2007-08	539	4.)	1956-57	46.8	4.)	2013-14	1.224
5.)	2014-15	937	5.)	1969-70	.726	5.)	2024-25	536	5.)	1957-58	45.2	5.)	2014-15	1.222
6.)	2010-11	926	6.)	2002-03	.725	6.)	1981-82	535	6.)	1974-75	44.7	6.)	1987-88	1.168
7.)	2018-19	900	7.)	1988-89	.724	7.)	2011-12	530	7.)	1970-71	43.9	7.)	2018-19	1.142
8.)	2011-12	885	8.)	2001-02	.722	8.)	1999-00	510	8.)	1961-62	42.4	8.)	2019-20	1.114
	1979-80	885	9.)	1986-87	.720	9.)	2009-10	504	9.)	1971-72	42.3	9.)	2012-13	1.107
10.)	1977-78	875	10.)	1987-88	.718	10.)	2022-23	503	10.)	1998-99	40.0	10.)	2003-04	1.103
							2005-06	503		1973-74	40.0			

FIELD GOAL PERCENTAGE			REBOUNDS			BLOCKS			ASSISTS / GAME			FIELD GOALS / GAME		
#	Year	FG%	#	Year	Rebounds	#	Year	Blocks	#	Year	APG	#	Year	FG/G
1.)	1985-86	.533	1.)	2016-17	1,340	1.)	2024-25	147	1.)	1993-94	18.81	1.)	1973-74	33.29
2.)	1976-77	.522	2.)	2014-15	1,320		2012-13	147	2.)	1987-88	18.30	2.)	1974-75	32.70
3.)	1984-85	.486	3.)	2017-18	1,281	3.)	2009-10	145	3.)	1988-89	17.35	3.)	1977-78	32.41
4.)	1965-66	.484	4.)	2013-14	1,261	4.)	2014-15	130	4.)	1994-95	16.30	4.)	1976-77	32.12
5.)	1974-75	.483	5.)	2010-11	1,255	5.)	2010-11	128	5.)	1982-83	15.74	5.)	1993-94	31.15
6.)	1977-78	.482	6.)	2015-16	1,234	6.)	2007-08	128	6.)	1992-93	15.70	6.)	1975-76	29.81
7.)	1987-88	.479		1997-98	1,234	7.)	2023-24	127	7.)	1985-86	15.55	7.)	1971-72	29.65
8.)	1975-76	.470	8.)	2012-13	1,228	8.)	2018-19	118	8.)	2012-13	15.47	8.)	1965-66	29.57
9.)	1980-81	.4675	9.)	2022-23	1,223	9.)	2013-14	117	9.)	2018-19	15.12	9.)	1987-88	29.56
10.)	1993-94	.4672	10.)	2018-19	1,219		1999-00	117	10.)	2003-04	15.10	10.)	1972-73	29.27

3-PT FIELD GOALS			FOULS			STEALS			TURNOVERS / GAME			3PT FG / GAME		
#	Year	3FG	#	Year	Fouls	#	Year	Steals	#	Year	TO/g	#	Year	3FG/G
1.)	2018-19	314	1.)	1981-82	774	1.)	1999-00	303	1.)	1997-98	19.36	1.)	2018-19	9.52
2.)	2016-17	280	2.)	1979-80	744	2.)	2006-07	291	2.)	2007-08	16.84	2.)	2019-20	8.34
3.)	2012-13	272	3.)	2010-11	709	3.)	1998-99	286	3.)	1996-97	16.67	3.)	1993-94	8.07
4.)	2024-25	268	4.)	2000-01	707	4.)	2001-02	267	4.)	2000-01	16.61	4.)	2016-17	8.00
5.)	2017-18	267	5.)	1985-86	705	5.)	2000-01	262	5.)	1999-00	16.45		2012-13	8.00
6.)	2015-16	257	6.)	1997-98	701	6.)	2007-08	255	6.)	1998-99	16.33	6.)	2024-25	7.88
7.)	2014-15	250	7.)	1996-97	677	7.)	1992-93	250	7.)	2009-10	16.26	7.)	2017-18	7.85
8.)	<b>2025-26</b>	<b>245</b>	8.)	1999-00	666	8.)	1985-86	245	8.)	2005-06	16.23	8.)	2015-16	7.79
9.)	2019-20	242	9.)	2005-06	660	9.)	2008-09	243	9.)	1981-82	16.21	9.)	<b>2025-26</b>	<b>7.66</b>
10.)	2023-24	237	10.)	2014-15	654	10.)	2024-25	242	10.)	2001-02	16.20	10.)	2007-08	7.28
	2011-12	237					1996-97	242						

3-PT FIELD GOAL PCT.			DISQUALIFICATIONS			POINTS			BLOCKS / GAME			FREE THROWS / GAME		
#	Year	3FG%	#	Year	DQ	#	Year	Points	#	Year	BPG	#	Year	FT/G
1.)	1987-88	.419	1.)	1981-82	41	1.)	2016-17	2,689	1.)	2009-10	4.68	1.)	1953-54	22.76
2.)	1986-87	.415	2.)	1979-80	37	2.)	2017-18	2,602	2.)	2024-25	4.32	2.)	1969-70	20.71
3.)	1991-92	.408	3.)	1953-54	34	3.)	2012-13	2,595		2012-13	4.32	3.)	1961-62	20.63
4.)	1988-89	.403	4.)	1996-97	30	4.)	2010-11	2,579	4.)	2007-08	4.00	4.)	1968-69	20.14
5.)	1989-90	.394		1977-78	30	5.)	2014-15	2,564	5.)	2006-07	3.87	5.)	2001-02	20.10
6.)	1993-94	.388	6.)	1997-98	29	6.)	2013-14	2,560	6.)	2023-24	3.85	6.)	1954-55	19.62
7.)	1994-95	.3750	7.)	1978-79	28	7.)	2018-19	2,508	7.)	1999-00	3.77	7.)	1955-56	19.45
8.)	2012-13	.3747	8.)	1980-81	27	8.)	2015-16	2,451	8.)	1998-99	3.73	8.)	1958-59	18.24
9.)	2018-19	.366	9.)	1975-76	26	9.)	2011-12	2,400	9.)	2014-15	3.71	9.)	2002-03	18.21
10.)	2019-20	.363	10.)	2008-09	24	10.)	2024-25	2,396	10.)	1989-90	3.64	10.)	1987-88	17.93

# SINGLE SEASON TEAM RECORDS - OPPONENT LOWS

GAMES PLAYED			FREE THROWS MADE			ASSISTS			POINTS / GAME			STEALS / GAME		
#	Year	GP	#	Year	FTM	#	Year	Assists	#	Year	PPG	#	Year	SPG
1.)	1959-60	18	1.)	1973-74	263	1.)	2020-21	207	1.)	1952-53	57.5	1.)	2013-14	4.79
	2020-21	18	2.)	1972-73	280	2.)	2009-10	323	2.)	1959-60	57.7	2.)	2016-17	4.86
3.)	1961-62	19	3.)	1959-60	296	3.)	2008-09	348	3.)	2009-10	62.0	3.)	2017-18	5.06
	1962-63	19		1965-66	296	4.)	1996-97	365	4.)	1962-63	62.1	4.)	2022-23	5.34
5.)	1952-53	20		1992-93	296	5.)	2001-02	370	5.)	1958-59	62.4	5.)	2018-19	5.39
	1956-57	20	6.)	2020-21	304		2002-03	370	6.)	2008-09	63.1	6.)	2011-12	5.48
	1963-64	20	7.)	1963-64	328	7.)	2021-22	381	7.)	1963-64	63.5	7.)	2012-13	5.53
8.)	Six with	21	8.)	1962-63	329	8.)	1998-99	390	8.)	1957-58	63.6	8.)	2023-24	5.55
			9.)	1960-61	331	9.)	2006-07	392	9.)	1979-80	64.4	9.)	2015-16	5.85
			10.)	1993-94	333	10.)	1989-90	398	10.)	1954-55	64.9	10.)	2014-15	5.94
FIELD GOALS			FREE THROW PERCENTAGE			TURNOVERS			REBOUNDS / GAME			ASSIST-TO-TURNOVER RATIO		
#	Year	FGM	#	Year	FT%	#	Year	TO	#	Year	RPG	#	Year	A:T
1.)	1959-60	371	1.)	1959-60	.585	1.)	2020-21	247	1.)	1952-53	28.85	1.)	2009-10	.641
2.)	2020-21	388	2.)	1952-53	.586	2.)	<b>2025-26</b>	<b>371</b>	2.)	1984-85	29.97	2.)	1997-98	.643
3.)	1952-53	404	3.)	1970-71	.589	3.)	2019-20	376	3.)	1963-64	30.10	3.)	2008-09	.715
4.)	1962-63	425	4.)	1962-63	.617	4.)	1993-94	380	4.)	1964-65	30.65	4.)	1996-97	.730
5.)	1961-62	449	5.)	1954-55	.623	5.)	1989-90	386	5.)	1985-86	30.72	5.)	2001-02	.761
6.)	1953-54	451	6.)	1985-86	.624	6.)	2013-14	392	6.)	1981-82	31.97	6.)	2007-08	.768
7.)	1958-59	464	7.)	1975-76	.637	7.)	2003-04	397	7.)	2020-21	32.22	7.)	2000-01	.786
8.)	1963-64	471	8.)	1957-58	.644	8.)	1980-81	400	8.)	1979-80	32.44	8.)	1998-99	.796
9.)	1954-55	475	9.)	1956-57	.6488	9.)	1994-95	410	9.)	2008-09	32.55	9.)	1999-00	.802
10.)	1956-57	514	10.)	2019-20	.6489	10.)	1988-89	411	10.)	2024-25	32.71	10.)	2005-06	.807
FIELD GOAL PERCENTAGE			REBOUNDS			BLOCKS			ASSISTS / GAME			FIELD GOALS / GAME		
#	Year	FG%	#	Year	Rebounds	#	Year	Blocks	#	Year	APG	#	Year	FG/G
1.)	1952-53	.295	1.)	1952-53	577	1.)	2020-21	46	1.)	2009-10	10.42	1.)	1952-53	20.20
2.)	1953-54	.334	2.)	2020-21	580	2.)	1987-88	59	2.)	2008-09	11.23	2.)	2009-10	20.29
3.)	1959-60	.349	3.)	1963-64	602	3.)	1985-86	66	3.)	2020-21	11.50	3.)	1959-60	20.61
4.)	1954-55	.365	4.)	1962-63	654	4.)	1986-87	67	4.)	2021-22	11.55	4.)	2008-09	21.16
5.)	1958-59	.375	5.)	1959-60	682	5.)	1997-98	75	5.)	1996-97	12.167	5.)	1953-54	21.48
6.)	1956-57	.379	6.)	1964-65	705	6.)	1992-93	78	6.)	2022-23	12.171	6.)	2020-21	21.56
7.)	1961-62	.385	7.)	1965-66	752	7.)	2002-03	80	7.)	2001-02	12.33	7.)	1958-59	22.10
8.)	1957-58	.390	8.)	1966-67	766	8.)	1984-85	82	8.)	2010-11	12.43	8.)	2007-08	22.25
9.)	1995-96	.395	9.)	1958-59	769		2005-06	82	9.)	1997-98	12.45	9.)	1962-63	22.37
10.)	1962-63	.397	10.)	1961-62	806	10.)	2019-20	83	10.)	2002-03	12.76	10.)	1954-55	22.62
3-PT FIELD GOALS			FOULS			STEALS			TURNOVERS / GAME			3PT FG / GAME		
#	Year	3FG	#	Year	Fouls	#	Year	Steals	#	Year	TO/g	#	Year	3FG/G
1.)	1986-87	80	1.)	1959-60	276	1.)	2020-21	135	1.)	<b>2025-26</b>	<b>11.59</b>	1.)	1986-87	2.67
2.)	2020-21	109	2.)	2020-21	351	2.)	2013-14	158	2.)	2014-15	11.86	2.)	1987-88	4.11
3.)	1987-88	111	3.)	1962-63	362	3.)	2016-17	170	3.)	2013-14	11.88	3.)	1989-90	4.18
4.)	1989-90	117	4.)	1956-57	367	4.)	2017-18	172	4.)	2019-20	12.97	4.)	1988-89	4.42
5.)	1988-89	137	5.)	1967-68	371	5.)	2018-19	178	5.)	2016-17	13.17	5.)	1990-91	5.07
6.)	1990-91	152	6.)	1960-61	378	6.)	2011-12	181	6.)	2018-19	13.24	6.)	1996-97	5.20
7.)	1996-97	156	7.)	1958-59	379	7.)	2023-24	183	7.)	1988-89	13.26	7.)	2009-10	5.26
8.)	1992-93	159	8.)	1961-62	379	8.)	1987-88	184	8.)	2021-22	13.42	8.)	2000-01	5.33
9.)	2009-10	163	9.)	1965-66	389	9.)	2022-23	187	9.)	2017-18	13.65	9.)	1997-98	5.42
10.)	2002-03	167	10.)	1972-73	402	10.)	2012-13	188	10.)	2003-04	13.69	10.)	1999-00	5.68
3-PT FIELD GOAL PCT.			DISQUALIFICATIONS			POINTS			BLOCKS / GAME			FREE THROWS / GAME		
#	Year	3FG%	#	Year	DQ	#	Year	Points	#	Year	BPG	#	Year	FT/G
1.)	2022-23	.297	1.)	2023-24	7	1.)	1959-60	1,038	1.)	1987-88	2.19	1.)	1973-74	10.958
2.)	2020-21	.3019		1982-83	7	2.)	1952-53	1,149	2.)	1986-87	2.23	2.)	1992-93	10.963
3.)	2021-22	.3022	3.)	<b>2025-26</b>	<b>8</b>	3.)	1962-63	1,179	3.)	1997-98	2.27	3.)	2017-18	11.68
4.)	<b>2025-26</b>	<b>.306</b>		2013-14	8	4.)	2020-21	1,189	4.)	1985-86	2.28	4.)	2011-12	11.91
5.)	1995-96	.324		1985-86	8	5.)	1963-64	1,270	5.)	2020-21	2.56	5.)	2018-19	11.94
6.)	2008-09	.3258		1959-60	8	6.)	1961-62	1,290	6.)	1984-85	2.65	6.)	1991-92	11.97
7.)	2009-10	.3260	7.)	2020-21	9	7.)	1958-59	1,311	7.)	2005-06	2.65	7.)	1984-85	12.10
8.)	2024-25	.3264		2012-13	9	8.)	1954-55	1,362	8.)	2002-03	2.76	8.)	1989-90	12.25
9.)	2000-01	.328	9.)	four with	10	9.)	1956-57	1,379	9.)	2022-23	2.77	9.)	1993-94	12.33
						10.)	1953-54	1,380	10.)	2017-18	2.79	10.)	1979-80	12.38

# ALL-TIME WIN-LOSS RECORDS

## BR. ARTHUR LOFTUS

Year	Record	Home	Away	Neutral
1940-41	14-9			
1941-42	19-4			
1945-46	17-5			

## PETE CARUSO

Year	Record	Home	Away	Neutral
1946-47	15-8			

## JIM MCDERMOTT

Year	Record	Home	Away	Neutral
1947-48	12-12			
1948-49	17-8	12-3	5-4	0-1
1949-50	21-4	13-1	3-1	5-2
1950-51	18-8	9-1	6-3	3-4
1951-52	16-10	8-0	5-6	3-4
1952-53	17-3	10-0	1-3	6-0
1953-54	11-10	2-0	4-4	5-6
1954-55	10-11	5-1	2-5	3-5
1955-56	8-14	3-1	2-3	3-10
1956-57	13-7	7-1	2-4	4-2
1957-58	18-6	7-2	5-2	6-2
1958-59	14-7	9-2	4-2	1-3
1959-60	13-5	6-0	4-2	3-3
1960-61	10-11	8-3	0-2	2-6
1961-62	8-11	6-3	2-6	0-2
1962-63	12-7	4-0	4-5	4-2
1963-64	15-5	7-0	2-3	6-2
1964-65	12-11	3-2	2-7	7-2
1965-66	5-16	2-5	2-3	1-8
1966-67	11-10	1-2	7-4	3-4
1967-68	13-9	2-0	5-4	6-5
1968-69	11-11	4-0	3-7	4-4
1969-70	12-12	5-3	5-7	2-2
1970-71	10-12	5-5	5-6	0-1
1971-72	6-17	0-5	3-8	3-4
1972-73	6-16	2-2	2-10	2-4

## GENE ROBERTI

Year	Record	Home	Away	Neutral
1973-74	11-13	4-0	4-10	3-3
1974-75	4-19	4-8	0-11	0-0

## JIM VALVANO

Year	Record	Home	Away	Neutral	MAAC	Home	Away	Neutral	Tourney	NCAA	NIT
1975-76	11-15	7-5	4-10	0-0							
1976-77	15-10	11-1	3-9	1-0							
1977-78	17-10	11-2	5-7	1-1							
1978-79	23-6	12-1	6-3	5-2						0-1	
1979-80	29-5	13-0	9-3	7-2						1-1*	

## PAT KENNEDY

Year	Record	Home	Away	Neutral	MAAC	Home	Away	Neutral	Tourney	NCAA	NIT
1980-81	15-14	10-2	3-7	2-5							
1981-82	24-9	13-2	5-3	6-4	7-3	4-1	3-2	0-0	3-0		0-1
1982-83	22-9	11-2	7-5	4-2	8-2	3-2	5-0	0-0	1-1		1-1
1983-84	23-8	11-2	7-3	5-3	11-3	6-1	5-2	0-0	3-0	0-1	
1984-85	26-5	14-0	6-4	6-1	11-3	6-0	2-3	3-0	3-0	0-1	
1985-86	14-15	5-5	4-7	5-3	9-5	3-3	4-2	2-0	1-1		

## GARY BROKAW

Year	Record	Home	Away	Neutral	MAAC	Home	Away	Neutral	Tourney	NCAA	NIT
1986-87	16-14	10-3	4-7	2-4	8-6	5-2	3-4	0-0	2-1		
1987-88	11-16	5-4	4-10	2-2	5-9	4-3	1-6	0-0	0-1		
1988-89	15-16	10-3	5-8	0-5	8-6	5-2	3-4	0-0	1-1		
1989-90	13-15	8-5	4-6	1-4	8-8	5-2	3-4	0-2	0-1		
1990-91	17-13	10-2	5-7	2-4	11-5	7-1	4-4	0-0	2-1		

# ALL-TIME WIN-LOSS RECORDS

## JERRY WELSH

Year	Record	Home	Away	Neutral	MAAC	Home	Away	Neutral	Tourney	NCAA	NIT
1991-92	14-15	8-3	4-11	2-1	8-8	6-2	2-6	0-0	1-1		
1992-93	16-11	10-1	4-8	2-2	9-5	6-1	3-4	0-0	0-1		
1993-94	7-20	5-9	2-10	0-1	3-11	2-5	1-6	0-0	0-1		
1994-95	10-17	7-5	3-10	0-2	6-8	4-3	2-5	0-0	0-1		

## TIM WELSH

Year	Record	Home	Away	Neutral	MAAC	Home	Away	Neutral	Tourney	NCAA	NIT
1995-96	21-8	12-2	9-4	0-2	10-4	6-1	4-3	0-0	1-1		0-1
1996-97	22-8	12-1	10-6	0-1	11-3	6-1	5-2	0-0	0-1		0-1
1997-98	27-6	12-0	12-3	3-3	15-3	9-0	6-3	0-0	3-0	0-1	

## JEFF RULAND

Year	Record	Home	Away	Neutral	MAAC	Home	Away	Neutral	Tourney	NCAA	NIT
1998-99	16-14	6-6	9-4	1-4	12-6	5-4	7-2	0-0	0-1		
1999-00	20-11	9-3	8-7	3-1	13-5	7-2	6-3	0-0	3-0	0-1	
2000-01	22-11	11-2	6-6	5-3	12-6	7-2	5-4	0-0	3-0	0-1	
2001-02	13-17	5-6	5-8	3-3	10-8	5-4	5-4	0-0	0-1		
2002-03	17-12	10-2	4-8	3-2	11-7	8-1	3-6	0-0	1-1		
2003-04	11-18	7-5	2-12	2-1	8-10	6-3	2-7	0-0	1-1		
2004-05	15-16	8-4	3-11	4-1	9-9	5-3	3-6	1-0	2-1		
2005-06	23-8	7-4	11-2	5-2	13-5	5-4	8-1	0-0	3-0	0-1	
2006-07	2-28	1-10	1-15	0-3	1-17	1-8	0-9	0-0	0-1		

## KEVIN WILLARD

Year	Record	Home	Away	Neutral	MAAC	Home	Away	Neutral	Tourney	NCAA	NIT
2007-08	12-20	7-5	5-12	0-3	8-10	5-4	3-6	0-0	0-1		
2008-09	12-19	6-6	5-10	1-3	7-11	4-5	3-6	0-0	0-1		
2009-10	21-10	11-3	9-4	1-3	12-6	6-3	6-3	0-0	0-1		

## TIM CLUESS

Year	Record	Home	Away	Neutral	MAAC	Home	Away	Neutral	Tourney	NCAA	NIT
2010-11	25-12	12-3	11-6	2-3	13-5	8-1	5-4	0-0	2-1		3-1*
2011-12	25-8	10-1	11-4	4-3	15-3	7-1	7-2	1-0	1-1	0-1	
2012-13	20-14	11-1	5-9	4-4	11-7	8-1	3-6	0-0	3-0	0-1	
2013-14	22-11	11-2	9-8	2-1	17-3	9-1	8-2	0-0	2-1		0-1
2014-15	26-9	13-0	11-8	2-1	17-3	9-0	7-3	1-0	2-1		0-1
2015-16	22-11	11-2	9-6	2-3	16-4	8-2	8-2	0-0	3-0	0-1	
2016-17	22-13	8-4	8-7	6-2	12-8	6-4	6-4	0-0	3-0	0-1	
2017-18	20-14	8-3	7-7	5-4	11-7	6-3	4-4	1-0	3-0	0-1	
2018-19	17-16	8-3	6-9	3-4	12-6	7-2	5-4	0-0	3-0	0-1	

## TRA ARNOLD#

Year	Record	Home	Away	Neutral	MAAC	Home	Away	Neutral	Tourney	NCAA	NIT
2019-20	11-16	5-6	4-9	2-1	9-11	5-5	4-6	0-0	0-0		

## RICK PITINO

Year	Record	Home	Away	Neutral	MAAC	Home	Away	Neutral	Tourney	NCAA	NIT
2020-21	12-6	4-2	4-3	4-1	6-3	3-1	3-2	0-0	4-0	0-1	
2021-22	25-8	13-0	7-5	5-3	17-3	10-0	7-3	0-0	0-1		0-1
2022-23	27-8	11-1	8-4	8-3	17-3	9-1	8-2	0-0	3-0	0-1	

## TOBIN ANDERSON

Year	Record	Home	Away	Neutral	MAAC	Home	Away	Neutral	Tourney	NCAA	NIT
2023-24	16-17	9-5	5-8	2-4	10-10	6-4	4-6	0-0	1-1		
2024-25	17-17	7-7	7-7	3-3	12-9	6-4	6-4	0-0	2-1		

## DAN GERIOT

Year	Record	Home	Away	Neutral	MAAC	Home	Away	Neutral	Tourney	NCAA	NIT
2025-26	18-14	11-3	6-8	1-3	10-10	7-3	3-7	0-0	0-1		

## TOTALS

Year	Record	Home	Away	Neutral	MAAC	Home	Away	Neutral	Tourney	NCAA	NIT
Total	1,317-955	614-209	400-490	226-218	469-286	264-106	195-178	10-2	67-31	0-16^	4-8

Postseason MAAC Tournament record not included in MAAC overall, MAAC home or MAAC away records

\* = ColleagueInsider.com Postseason Tournament | ^ - 1980 results vacated due to NCAA violations | # - acting head coach

## COACHING RECORDS

Coach	Years	Games	Wins	Losses	Pct.
Bro. Arthur Loftus	1941-1942				
	1946 (3 yrs.)	68	50	18	.735
Pete Caruso	1947 (1 yr.)	23	15	8	.652
Jim McDermott	1948-1973 (26 yrs.)	572	319	253	.558
Gene Roberti	1973-1975 (2 yrs.)	47	15	32	.319
Jim Valvano	1975-1980 (5 yrs.)	141	95	46	.674
Pat Kennedy	1980-1986 (6 yrs.)	184	124	60	.674
Gary Brokaw	1986-1991 (5 yrs.)	146	72	74	.493
Jerry Welsh	1991-1995 (4 yrs.)	110	47	63	.427
Tim Welsh*	1995-1998 (3 yrs.)	92	70	22	.761
Jeff Ruland	1998-2007 (9 yrs.)	244	139	135	.507
Kevin Willard	2007-2010 (3 yrs.)	94	45	49	.479
Tim Cluess	2010-2019 (9 yrs.)	308	199	108	.648
Tra Arnold@	2019-2020 (1 yr.)	29	12	17	.414
Rick Pitino	2020-2023. (3 yrs.)	86	64	22	.727
Tobin Anderson	2023-2025 (2 yrs.)	67	33	34	.493
Dan Geriot	2025-pres. (1 yr.)	32	18	14	.563

\* - coached 10 games during 1994-95 on an interim basis

@- acting head coach in 2019-20

## MAAC RECORDS - YEAR-BY-YEAR

Year	Overall	MAAC	Finish	Tournament	Year	Overall	MAAC	Finish	Tournament
1981-82	24-9	7-3	(3rd)	3-0	2005-06	23-8	13-5	(2nd)	3-0
1982-83	22-9	8-2	(1st)	1-1	2006-07	2-28	1-17	(10th)	0-1
1983-84	23-8	11-3	(3rd)	3-0	2007-08	12-20	8-10	(7th)	0-1
1984-85	26-5	11-3	(1st)	3-0	2008-09	12-19	7-11	(7th)	0-1
1985-86	14-15	9-5	(2nd)	1-1	2009-10	21-10	12-6	(3rd)	0-1
1986-87	16-14	8-6	(3rd)	2-1	2010-11	25-12	13-5	(T-2nd)	2-1
1987-88	11-16	5-9	(5th)	0-1	2011-12	25-8	15-3	(1st)	1-1
1988-89	15-16	8-6	(3rd)	1-1	2012-13	20-14	11-7	(T-4th)	3-0
1989-90	13-15	8-8	(2nd-South)	0-1	2013-14	22-11	17-3	(1st)	2-1
1990-91	17-13	11-5	(4th)	2-1	2014-15	26-9	17-3	(1st)	2-1
1991-92	14-15	8-8	(6th)	1-1	2015-16	22-11	16-4	(2nd)	3-0
1992-93	16-11	9-5	(3rd)	0-1	2016-17	22-13	12-8	(T-3rd)	3-0
1993-94	7-20	3-11	(7th)	0-1	2017-18	20-14	11-7	(4th)	3-0
1994-95	10-17	6-8	(5th)	0-1	2018-19	14-15	12-6	(1st)	3-0
1995-96	21-8	10-4	(T-1st)	1-1	2019-20	12-17	9-11	(T-6th)	1-1
1996-97	22-8	11-3	(1st)	0-1	2020-21	12-6	6-3	(T-2nd)	4-0
1997-98	27-6	15-3	(1st)	3-0	2021-22	25-8	17-3	(1st)	0-1
1998-99	16-14	12-6	(3rd)	0-1	2022-23	27-8	17-3	(1st)	3-0
1999-00	20-11	13-5	(2nd)	3-0	2023-24	16-17	10-10	(7th)	1-1
2000-01	22-11	12-6	(1st)	3-0	2024-25	17-17	12-8	(T-4th)	2-1
2001-02	13-17	10-8	(5th)	0-1	2025-26	18-14	10-10	8th	0-1
2002-03	17-12	11-7	(5th)	1-1	Totals	808-584	467-286		67-31
2003-04	11-18	8-10	(7th)	1-1		(.582)	(.621)		(.684)
2004-05	15-16	9-9	(5th)	2-1					

# ALL-TIME ALL-MAAC SELECTIONS

Year	Player	Year	Player
1981-82	All-MAAC – Steve Burt All-MAAC – Gary Springer	2004-05	1st Team - Greg Jenkins 2nd Team - Steve Burt
1982-83	<b>All-MAAC – Steve Burt (Player of the Year)</b> All-MAAC – Gary Springer	2005-06	1st Team - Steve Burt 2nd Team - Ricky Soliver Defensive Player of the Year - Ricky Soliver
1983-84	<b>1st Team – Steve Burt (Player of the Year)</b> 2nd Team – Gary Springer 3rd Team – Tony Hargraves Coach of the Year - Pat Kennedy	2008-09	3rd Team - Gary Springer <b>All-Rookie - Scott Machado (Rookie of the Year)</b>
1984-85	All-MAAC – Rory Grimes All-MAAC – Tony Hargraves <b>All-Rookie – Richie Simmonds (Co-Rookie of the Year)</b>	2009-10	2nd Team - Scott Machado All-Rookie - Kyle Smyth <b>Coach of the Year - Kevin Willard</b>
1985-86	1st Team – Bob Coleman	2010-11	1st Team - Mike Glover 1st Team - Scott Machado
1986-87	2nd Team – Alvin Lott	2011-12	1st Team - Mike Glover <b>1st Team - Scott Machado (Player of the Year)</b> 2nd Team - Lamont Jones
1987-88	2nd Team – Richie Simmonds	2012-13	<b>1st Team - Lamont Jones (Player of the Year)</b> 2nd Team - Sean Armand 3rd Team - David Laury
1988-89	2nd Team – Chip Langdon All-Rookie – Kevin Cooper	2013-14	1st Team - Sean Armand 1st Team - A.J. English 2nd Team - David Laury <b>Coach of the Year - Tim Cluess</b>
1989-90	2nd Team – Sean Green All-Rookie – Danny Doyle	2014-15	1st Team - A.J. English <b>1st Team - David Laury (Player of the Year)</b> 2nd Team - Schadrac Casimir <b>All-Rookie - Schadrac Casimir (Rookie of the Year)</b>
1990-91	1st Team – Sean Green	2015-16	1st Team - A.J. English 2nd Team - Jordan Washington
1991-92	2nd Team – Derrick Canada	2016-17	1st Team - Jordan Washington All-Rookie - E.J. Crawford
1992-93	1st Team – Harry Hart 2nd Team – Corey Taylor	2017-18	2nd Team - Rickey McGill
1993-94	1st Team – Mikkell Larsen All-Rookie – Mindaugas Timinskas	2018-19	1st Team - Rickey McGill 1st Team - E.J. Crawford 2nd Team - Tajuan Agee <b>Coach of the Year - Tim Cluess</b>
1994-95	1st Team – Mikkell Larsen 2nd Team – Mindaugas Timinskas All-Rookie – John Estick	2019-20	1st Team - E.J. Crawford 2nd Team - Tajuan Agee
1995-96	2nd Team – Greg Barr 2nd Team – Mikkell Larsen 2nd Team – Bryan Matthew	2020-21	1st Team - Isaiah Ross <b>All-Rookie - Nelly Junior Joseph (Rookie of the Year)</b>
1996-97	<b>1st Team – Mindaugas Timinskas (Player of the Year)</b> 1st Team – Bryan Matthew Coach of the Year - Tim Welsh	2021-22	<b>1st Team - Tyson Jolly (Player of the Year)</b> 1st Team - Nelly Junior Joseph 2nd Team - Elijah Joiner All-Rookie - Walter Clayton Jr. <b>Coach of the Year - Rick Pitino</b> <b>Sixth Player of the Year - Dylan van Eyck</b>
1996-97	All-Rookie – Tariq Kirksay	2022-23	<b>1st Team - Walter Clayton Jr. (Player of the Year)</b> 1st Team - Nelly Junior Joseph 2nd Team - Daniss Jenkins All-Rookie - Cruz Davis <b>Coach of the Year - Rick Pitino</b> <b>Defensive Player of the Year - Berrick JeanLouis</b>
1997-98	<b>1st Team – Kashif Hameed (Player of the Year)</b> 1st Team – John McDonald 2nd Team – Tariq Kirksay 3rd Team – Donell Mitchell Coach of the Year - Tim Welsh	2023-24	3rd Team - Idan Tretout All-Rookie - Jeremiah Quigley
1998-99	1st Team – Tariq Kirksay 2nd Team – Kashif Hameed All-Rookie – Dyree Wilson	2024-25	1st Team - Dejour Reaves All-Rookie - Adam Njie Jr.
1999-00	<b>1st Team – Tariq Kirksay (Player of the Year)</b> 3rd Team – Dyree Wilson 3rd Team – Nakiea Miller	2025-26	Second Team - CJ Anthony
2000-01	1st Team – Nakiea Miller 2nd Team – Earl Johnson 3rd Team – Dyree Wilson All-Rookie – Greg Jenkins		
2001-02	2nd Team – Courtney Fields 3rd Team – Greg Jenkins		
2002-03	2nd Team - Courtney Fields 3rd Team - Steve Smith All-Rookie - Marvin McCullough All-Rookie - Ricky Soliver		
2003-04	2nd Team - Greg Jenkins 3rd Team - Steve Burt All-Rookie - Anthony Bruin		

# ALL-TIME MAAC MAJOR AWARD WINNERS

## PLAYER OF THE YEAR

Year	Player
1982-83	Steve Burt
1983-84	Steve Burt
1996-97	Mindaugas Timinskas
1997-98	Kashif Hameed
1999-00	Tariq Kirksay
2011-12	Scott Machado
2012-13	Lamont Jones
2014-15	David Laury
2021-22	Tyson Jolly
2022-23	Walter Clayton Jr.

## ROOKIE OF THE YEAR

Year	Player
1984-85	Richie Simmonds
2008-09	Scott Machado
2014-15	Schadrac Casimir
2020-21	Nelly Junior Joseph

## DEFENSIVE PLAYER OF THE YEAR

Year	Player
2005-06	Ricky Soliver
2022-23	Berrick JeanLouis

## SIXTH PLAYER OF THE YEAR

Year	Player
2021-22	Dylan van Eyck

## COACH OF THE YEAR

Year	Coach
1983-84	Pat Kennedy
1996-97	Tim Welsh
1997-98	Tim Welsh
2009-10	Kevin Willard
2013-14	Tim Cluess
2018-19	Tim Cluess
2021-22	Rick Pitino
2022-23	Rick Pitino

## MAAC CHAMPIONSHIP MVP

Year	Player
1982	Rory Grimes
1984	Steve Burt
1985	Tony Hargraves
1998	John McDonald
2000	Dyree Wilson
2001	Nakiea Miller
2006	Steve Burt
2013	Lamont Jones
2016	A.J. English
2017	Jordan Washington
2018	Zach Lewis
2019	Rickey McGill
2021	Asante Gist
2023	Daniss Jenkins

## MULTIPLE ALL-MAAC SELECTIONS

#	Player	Years
4*	Scott Machado	2008-12
4*	Greg Jenkins	2000-05
4*	Tariq Kirksay	1996-00
3*	E.J. Crawford	2016-20
3	A.J. English	2012-16
3	David Laury	2012-15
3	Steve Burt Jr.	2002-06
3*	Dyree Wilson	1998-02
3@	Gary Springer Sr.	1981-84
3@	Steve Burt Sr.	1981-84
3*3	Nelly Junior Joseph	2020-23
2*#	Walter Clayton Jr.	2021-23
2#	Tajuan Agee	2018-20
2	Rickey McGill	2015-19
2#	Jordan Washington	2015-17
2	Sean Armand	2010-14
2#	Lamont Jones	2011-13
2#	Mike Glover	2010-12
2*	Ricky Soliver	2002-06
2	Courtney Fields	2000-03
2	Nakiea Miller	1997-01
2	Kashif Hameed	1995-99
2*	Mindaugas Timinskas	1993-97
2	Bryan Matthew	1994-97
2	Mikkel Larsen	1992-96
2*	Richie Simmonds	1984-88

\* - Includes All-Rookie Selection;

@ - did not compete in MAAC as a freshman;

# - only played two seasons | 3 - three seasons

## MULTIPLE ALL-MAAC FIRST TEAM SELECTIONS

#	Player	Years
3	A.J. English	2013-16
3@	Steve Burt	1981-84
2 <sup>3</sup>	Nelly Junior Joseph	2022-23
2	E.J. Crawford	2018-20
2	Scott Machado	2010-12
2#	Mike Glover	2010-12
2	Tariq Kirksay	1998-00
2@	Gary Springer	1981-83

@ - did not compete in MAAC as a freshman;

# - only played two seasons | 3 - three seasons

## MAAC SCORING CHAMPION

#	Player	PPG
1981-82	Steve Burt*	22.1
1982-83	Steve Burt*	23.2
1983-84	Steve Burt*	24.2
1994-95	Mikkel Larsen	17.5
1996-97	Bryan Matthew	18.7
2012-13	Lamont Jones	22.6
2015-16	A.J. English	22.6
2019-20	E.J. Crawford	18.8
2020-21	Isaiah Ross	18.4

\* - one of five MAAC players to lead league in scoring multiple years (Clark-SPU 4; Simmons-LAS 3; Stewart-NIA 2; Bennerman-SIE 2)

## MAAC REBOUNDING CHAMPION

#	Player	RPG
1981-82	Gary Springer	9.5
1985-86	Bob Coleman	8.8
1994-95	John Estick	7.8
2018-19	Tajuan Agee	8.0

## MAAC 3-PT. FG CHAMPION

#	Player	3FG
2012-13	Sean Armand	112
2014-15	A.J. English*	106
2015-16	A.J. English*	94

\* - one of five MAAC players to lead league in 3FG multiple years (Clark-SPU 3; Knapp-SIE 3; Lewis-NIA 2; Bennerman-SIE 2)

## MAAC ASSISTS CHAMPION

#	Player	APG
1981-82	Rory Grimes	4.9
1982-83	Anthony Hargraves	5.4
1983-84	Anthony Hargraves	5.7
1993-94	Danny Doyle	6.1
1994-95	Terry Martin	6.2
2010-11	Scott Machado	7.6
2011-12	Scott Machado	9.9
2015-16	A.J. English	6.2
2022-23	Daniss Jenkins	4.9

## MAAC BLOCKS CHAMPION

#	Player	BPG
1983-84	Gary Springer	1.5
1991-92	Harry Hart	2.3
1992-93	Harry Hart	3.1
1993-94	Mikkel Larsen	2.0
1994-95	Mikkel Larsen	2.0
1995-96	Mikkel Larsen	2.6
1997-98	Kashif Hameed	2.6
1998-99	Kashif Hameed	2.3
2000-01	Nakiea Miller	3.1
2003-04	Greg Jenkins	2.2

## MAAC STEALS CHAMPION

#	Player	SPG
1981-82	Rory Grimes	2.2
1983-84	Rory Grimes	2.3
2005-06	Ricky Soliver	2.7
2016-17	Rickey McGill	1.8
2018-19	Rickey McGill	2.4
2020-21	Berrick JeanLouis	2.2

# ALL-TIME MAAC TOURNAMENT RESULTS

Year	Round	Result	Site	Year	Round	Result	Site
1982	Quarterfinal	Iona 69 • Army 53	New Rochelle, NY	2006	Quarterfinal	Iona 80 • Niagara 54	Albany, NY
	Semifinal	Iona 58 • Fordham 55	E. Rutherford, NJ		Semifinal	Iona 100 • Marist 84	Albany, NY
	Final	Iona 66 • St. Peter's 61 (OT)	E. Rutherford, NJ		Final	Iona 80 • Saint Peter's 61	Albany, NY
All-Tournament Team – Rory Grimes (MVP), Tony Hargraves, Gary Springer				All-Tournament Team – Ricky Soliver, Kiril Wachsmann, Steve Burt (MVP)			
1983	Semifinal	Iona 65 • Army 53	E. Rutherford, NJ	2007	First Round	Rider 77 • Iona 62	Bridgeport, CT
	Final	Fordham 54 • Iona 53	E. Rutherford, NJ	2008	First Round	Canisius 64 • Iona 59	Albany, NY
All-Tournament Team – Steve Burt, Rory Grimes, Tony Hargraves				2009	First Round	Marist 43 • Iona 40	Albany, NY
1984	Quarterfinal	Iona 74 • Holy Cross 66	New Haven, CT	2010	Quarterfinal	Niagara 68 • Iona 64	Albany, NY
	Semifinal	Iona 59 • St. Peter's 56	E. Rutherford, NJ	2011	Quarterfinal	Iona 94 • Siena 64	Bridgeport, CT
	Final	Iona 74 • Fordham 61	E. Rutherford, NJ	Semifinal	Iona 84 • Rider 59	Bridgeport, CT	
All-Tournament Team – Steve Burt (MVP), Tony Hargraves, Gary Springer				Final	Saint Peter's 62 • Iona 57	Bridgeport, CT	
1985	Quarterfinal	Iona 95 • Fairfield 61	E. Rutherford, NJ	All-Tournament Team – Scott Machado, Mike Glover			
	Semifinal	Iona 59 • Army 57	E. Rutherford, NJ	2012	Quarterfinal	Iona 87 • Marist 63	Springfield, MA
	Final	Iona 57 • Fordham 54	E. Rutherford, NJ	Semifinal	Fairfield 85 • Iona 75	Springfield, MA	
All-Tournament Team – Tony Hargraves (MVP), Rory Grimes				All-Tournament Team – Scott Machado			
1986	Quarterfinal	Iona 64 • Army 60	E. Rutherford, NJ	2013	Quarterfinal	Iona 89 • Canisius 85	Springfield, MA
	Semifinal	Holy Cross 81 • Iona 77	E. Rutherford, NJ		Semifinal	Iona 79 • Niagara 73	Springfield, MA
All-Tournament Team – Bob Coleman					Final	Iona 60 • Manhattan 57	Springfield, MA
1987	Quarterfinal	Iona 70 • Holy Cross 57	E. Rutherford, NJ	All Tournament Team – Tre Bowman, Lamont Jones (MVP), David Laury			
	Semifinal	Iona 66 • St. Peter's 59	E. Rutherford, NJ	2014	Quarterfinal	Iona 94 • Rider 71	Springfield, MA
	Final	Fairfield 73 • Iona 70 (OT)	E. Rutherford, NJ	Semifinal	Iona 75 • Canisius 72	Springfield, MA	
All-Tournament Team – Alvin Lott, Richie Simmonds				Final	Manhattan 71 • Iona 68	Springfield, MA	
1988	Quarterfinal	Holy Cross 91 • Iona 86	Worcester, MA	All Tournament Team – Sean Armand, David Laury			
1989	Quarterfinal	Iona 76 • Holy Cross 63	New Rochelle, NY	2015	Quarterfinal	Iona 74 • Siena 71	Albany, NY
	Semifinal	St. Peter's 77 • Iona 76 (OT)	E. Rutherford, NJ	Semifinal	Iona 95 • Monmouth 77	Albany, NY	
All-Tournament Team – Glenn Grant				Final	Manhattan 79 • Iona 69	Albany, NY	
1990	Quarterfinal	Fordham 69 • Iona 66	Albany, NY	All Tournament Team – A.J. English, David Laury, Isaiah Williams			
1991	Quarterfinal	Iona 69 • Manhattan 54	Albany, NY	2016	Quarterfinal	Iona 73 • Canisius 55	Albany, NY
	Semifinal	Iona 95 • Siena 90 (OT)	Albany, NY		Semifinal	Iona 81 • Siena 70	Albany, NY
	Final	St. Peter's 64 • Iona 58	Albany, NY		Final	Iona 79 • Monmouth 76	Albany, NY
All-Tournament Team – Sean Green, Antoine Lewis				All Tournament Team – A.J. English (MVP), Jordan Washington, Isaiah Williams			
1992	Quarterfinal	Iona 59 • Loyola 53	Albany, NY	2017	Quarterfinal	Iona 88 • Rider 70	Albany, NY
	Semifinal	Manhattan 79 • Iona 78	Albany, NY		Semifinal	Iona 73 • Saint Peter's 65	Albany, NY
All-Tournament Team – Derrick Canada					Final	Iona 87 • Siena 86 OT	Albany, NY
1993	Quarterfinal	Canisius 64 • Iona 62	Albany, NY	All Tournament Team – Jordan Washington (MVP)			
1994	Quarterfinal	Manhattan 99 • Iona 65	Albany, NY	2018	Quarterfinal	Iona 72 • Manhattan 60	Albany, NY
1995	Quarterfinal	Fairfield 81 • Iona 79 (OT)	Albany, NY		Semifinal	Iona 65 • Saint Peter's 62	Albany, NY
1996	Quarterfinal	Iona 71 • Siena 59	Albany, NY		Final	Iona 83 • Fairfield 71	Albany, NY
	Semifinal	Canisius 63 • Iona 62	Albany, NY	All Tournament Team – Zach Lewis (MVP), Schadrac Casimir, Roland Griffin			
All-Tournament Team – Mikkel Larsen				2019	Quarterfinal	Iona 73 • Saint Peter's 71	Albany, NY
1997	Quarterfinal	Fairfield 80 • Iona 71	Buffalo, NY		Semifinal	Iona 73 • Siena 57	Albany, NY
1998	Quarterfinal	Iona 76 • Marist 55	Albany, NY		Final	Iona 81 • Monmouth 60	Albany, NY
	Semifinal	Iona 69 • Loyola 58	Albany, NY	All Tournament Team – Rickey McGill (MVP), E.J. Crawford, Tajuan Agee			
	Final	Iona 90 • Siena 75	Albany, NY	2020*	First Round	Iona 70 • Canisius 60	Atlantic City, NJ
All-Tournament Team – Kashif Hameed, Tariq Kirksay, John McDonald (MVP)				Quarterfinal	Saint Peter's 56 • Iona 54	Atlantic City, NJ	
1999	Quarterfinal	Marist 71 • Iona 69	Buffalo, NY	All Tournament Team - Tajuan Agee, E.J. Crawford, Niksa Nikolic, Ben Perez, Mo Thiam			
2000	Quarterfinal	Iona 64 • Rider 59	Albany, NY	2021	First Round	Iona 72 • Quinnipiac 48	Atlantic City, NJ
	Semifinal	Iona 76 • Fairfield 72	Albany, NY		Quarterfinal	Iona 55 • Siena 52	Atlantic City, NJ
	Final	Iona 84 • Siena 80	Albany, NY		Semifinal	Iona 70 • Niagara 64	Atlantic City, NJ
All-Tournament Team – Tariq Kirksay, Nakiea Miller, Dyree Wilson (MVP)				Final	Iona 60 • Fairfield 51	Atlantic City, NJ	
2001	Quarterfinal	Iona 64 • Loyola 52	Buffalo, NY	All Tournament Team – Asante Gist (MVP), Berrick Jeanlouis, Isaiah Ross			
	Semifinal	Iona 75 • Marist 71	Buffalo, NY	2022	Quarterfinal	Rider 71 • Iona 70	Atlantic City, NJ
	Final	Iona 74 • Canisius 67	Buffalo, NY	2023	Quarterfinal	Iona 74 • Mount St. Mary's 54	Atlantic City, NJ
All-Tournament Team – Earl Johnson, Phil Grant, Nakiea Miller (MVP)					Semifinal	Iona 71 • Niagara 59	Atlantic City, NJ
2002	Quarterfinal	Niagara 89 • Iona 83	Albany, NY		Final	Iona 76 • Marist 55	Atlantic City, NJ
2003	First Round	Iona 62 • Loyola 39	Trenton, NJ	All Tournament Team – Daniss Jenkins (MVP), Walter Clayton Jr., Nelly Junior Joseph			
	Quarterfinal	Niagara 81 • Iona 75	Trenton, NJ	2024	First Round	Iona 60 • Manhattan 57	Atlantic City, NJ
2004	First Round	Iona 68 • Canisius 66	Albany, NY	Quarterfinal	Fairfield 68 • Iona 63	Atlantic City, NJ	
	Quarterfinal	Niagara 106 • Iona 92	Albany, NY	2025	Quarterfinal	Iona 77 • Manhattan 65	Atlantic City, NJ
2005	First Round	Iona 68 • Siena 51	Buffalo, NY	Semifinal	Iona 81 • Quinnipiac 73	Atlantic City, NJ	
	Quarterfinal	Iona 97 • Saint Peter's 73	Buffalo, NY	Final	Mount St. Mary's 63 • Iona 49	Atlantic City, NJ	
	Semifinal	Niagara 69 • Iona 66	Buffalo, NY	All Tournament Team – Dejour Reaves, Adam Njie Jr.			
All-Tournament Team – Steve Burt				2026	First Round	Sacred Hart 91 • Iona 80	Atlantic City, NJ

\* - 2020 MAAC Tournament cancelled due to COVID-19 Coronavirus pandemic

# MAAC TOURNAMENT VS. SEEDS BY YEAR

vs. Seed	1	2	3	4	5	6	7	8	9	10	11	vs. Seed	1	2	3	4	5	6	7	8	9	10	11	
1982*	W	W				W						2005	L			W						W		
1983#		L			W							2006*		W	W		W							
1984*		W		W		W						2007							L					
1985*		W			W			W				2008										L		
1986						L	W					2009										L		
1987#	W				W		L					2010					L							
1988			L									2011#			W	L			W					
1989		L				W						2012				L				W				
1990			L									2013*	W				W	W						
1991#	W		L		W							2014#		L		W				W				
1992	L			W								2015#			L	W				W				
1993						L						2016*	W		W				W					
1994		L										2017*		W		W		W						
1995				L								2018*					W	W			W			
1996					L			W				2019*					W	W			W			
1997								L				2020		L								W		
1998*			W		W			W				2021*	W			W		W	W					
1999						L						2022#									L			
2000*	W		W				W					2023*				W			W			W		
2001*		W		W					W			2024		L								W		
2002				L								2025	W				W	L						
2003				L						W		2026									L			
2004		L						W				Totals		8-2	6-7	5-3	7-6	12-1	7-5	5-2	9-1	3-2	4-2	1-0

# MAAC TOURNAMENT AS SEEDS BY YEAR

as Seed	1	2	3	4	5	6	7	8	9	10	11	as Seed	1	2	3	4	5	6	7	8	9	10	11
1982*			3-0									2005					2-1						
1983#	1-1											2006*		3-0									
1984*			3-0									2007										0-1	
1985*	3-0											2008							0-1				
1986		1-1										2009							0-1				
1987#				2-1								2010			0-1								
1988					0-1							2011#		2-1									
1989			1-1									2012	1-1										
1990		0-1										2013*				3-0							
1991#				2-1								2014#	2-1										
1992					1-1							2015#	2-1										
1993			0-1									2016*		3-0									
1994							0-1					2017*			3-0								
1995					0-1							2018*				3-0							
1996	1-1											2019*	3-0										
1997	0-1											2020							1-1				
1998*	3-0											2021*									4-0		
1999			0-1									2022#	0-1										
2000*		3-0										2023*	3-0										
2001*	3-0											2024							1-1				
2002					0-1							2025				2-1							
2003					1-1							2026									0-1		
2004							1-1					Totals	22-7	12-3	10-4	12-3	4-6	0-0	3-6	0-2	4-0	0-1	0-0

## MAAC TOURNAMENT VS. OPPONENT BY SEED

vs. Seed	1	2	3	4	5	6	7	8	9	10	11	Tot	as Seed	1	2	3	4	5	6	7	8	9	10	11	Tot
Army					2-0	1-0	1-0					4-0	Army	2-0	1-0	1-0								4-0	
Canisius		1-0		1-0	1-1	0-1	1-0	1-0		1-1		6-3	Canisius	2-1	1-0	0-1	1-0			2-1				6-3	
Fairfield		0-1	1-0	0-2		1-0	1-1	1-1				4-5	Fairfield	1-2	1-0		1-1	0-1		0-1		1-0		4-5	
Fordham		2-1	0-1	1-0								3-2	Fordham	1-1	0-1	2-0								3-2	
Holy Cross				0-1	1-0	2-1						3-2	Holy Cross		0-1	2-0	1-0	0-1						3-2	
Loyola				1-0	1-0				1-0	1-0		4-0	Loyola	2-0				2-0						4-0	
Manhattan	0-1	0-2	0-1		3-0	1-0				1-0		5-4	Manhattan	0-2			4-0	0-1		1-1				5-4	
Marist			1-0	1-0		0-1		2-0		0-1	1-0	5-2	Marist	4-0	1-0	0-1				0-1				5-2	
Monmouth	1-0			1-0		1-0						3-0	Monmouth	2-0	1-0									3-0	
Mt. St. Mary's						0-1		1-0				1-1	Mt. St. Mary's	1-0			0-1							1-1	
Niagara	1-1	1-1		0-2	2-0	0-1						4-5	Niagara	1-0	1-0	0-1	1-0	0-3		0-1		1-0		4-5	
Quinnipiac	1-0							1-0				2-0	Quinnipiac				1-0					1-0		2-0	
Rider			1-0			1-0	1-1	1-0	0-1			4-2	Rider	1-1	2-0	1-0							0-1	4-2	
Sacred Heart									0-1			0-1	Sacred Heart								0-1			0-1	
Saint Peter's	2-0	2-2	0-1	1-1	1-0				2-0			8-4	Saint Peter's	1-0	1-1	3-1	2-1	1-0		0-1				8-4	
Siena	3-0		2-0	1-0	1-0		1-0	2-0		1-0		11-0	Siena	4-0	3-0	1-0	1-0	1-0				1-0		11-0	
<b>Totals</b>	<b>8-2</b>	<b>6-7</b>	<b>5-3</b>	<b>7-6</b>	<b>12-1</b>	<b>7-5</b>	<b>5-2</b>	<b>9-1</b>	<b>3-2</b>	<b>4-2</b>	<b>1-0</b>	<b>67-31</b>	<b>Totals</b>	<b>22-7</b>	<b>12-3</b>	<b>10-4</b>	<b>12-3</b>	<b>4-6</b>		<b>3-6</b>	<b>0-1</b>	<b>4-0</b>	<b>0-1</b>	<b>67-31</b>	

## MAAC TOURNAMENT MISCELLANEOUS BREAKDOWN

Seed	Appearances	By Venue	W-L	By Coach	W-L	By School	W-L
1	12	Albany, NY	28-13 (.683)	Rick Pitino	7-1 (.875)	Army	4-0 (1.000)
2	6	Atlantic City, NJ	11-5 (.688)	Tim Cluess	22-4 (.846)	Canisius	6-3 (.667)
3	7	Bridgeport, CT	2-2 (.500)	Pat Kennedy	11-2 (.846)	Fairfield	4-5 (.444)
4	5	Buffalo, NY	5-3 (.625)	Jeff Ruland	13-6 (.684)	Fordham	3-2 (.600)
5	6	East Rutherford, NJ	11-4 (.733)	Tim Welsh	4-2 (.667)	Holy Cross	3-2 (.600)
6	0	New Haven, CT	1-0 (1.000)	Tobin Anderson	3-2 (.600)	Loyola	4-0 (1.000)
7	6	New Rochelle, NY	2-0 (1.000)	Tra Arnold	1-1 (.500)	Manhattan	5-4 (.544)
8	1	Springfield, MA	6-2 (.750)	Gary Brokaw	5-5 (.500)	Marist	5-2 (.714)
9	1	Trenton, NJ	1-1 (.500)	Jerry Welsh	1-4 (.200)	Monmouth	3-0 (1.000)
10	1	Worcester, MA	0-1 (.000)	Dan Geriot	0-1 (.000)	Mount St. Mary's	1-1 (.500)
11	0			Kevin Willard	0-3 (.000)	Niagara	4-5 (.444)
						Quinnipiac	2-0 (1.000)
						Rider	4-2 (.667)
						Sacred Heart	0-1 (.000)
						Saint Peter's	8-4 (.667)
						Siena	11-0 (1.000)

## MAAC TOURNAMENT VS. OPPONENT BY ROUND

Team	First Round	Quarterfinal	Semifinal	Final	Totals
Army		2-0	2-0		4-0
Canisius	2-1	2-1	1-1	1-0	6-3
Fairfield		1-3	1-1	2-1	4-5
Fordham		0-1	1-0	2-1	3-2
Holy Cross		3-1	0-1		3-2
Loyola	1-0	2-0	1-0		4-0
Manhattan	1-0	3-1	0-1	1-2	5-4
Marist	0-1	2-1	2-0	1-0	5-2
Monmouth			1-0	2-0	3-0
Mount St. Mary's		1-0		0-1	1-1
Niagara		1-4	3-1		4-5
Quinnipiac	1-0		1-0		2-0
Rider	0-1	3-1	1-0		4-2
Sacred Heart	0-1				0-1
Saint Peter's		2-1	4-1	2-2	8-4
Siena	1-0	4-0	3-0	3-0	11-0
<b>Totals</b>	<b>6-4</b>	<b>26-14</b>	<b>21-6</b>	<b>14-7</b>	<b>67-31</b>

## MAAC TOURNAMENT VS. OPPONENT BY VENUES

Team	Albany	Atlantic City	Bridgeport	Buffalo	Meadowlands	Springfield	Trenton	Totals
Army					3-0			4-0
Canisius	2-3	1-0		1-0		2-0		6-3
Fairfield	2-1	1-1		0-1	1-1	0-1		4-5
Fordham	0-1				3-1			3-2
Holy Cross					1-1			3-2
Loyola	2-0			1-0			1-0	4-0
Manhattan	2-3	2-0				1-1		5-4
Marist	2-1	1-0		1-1		1-0		4-2
Monmouth	3-0							3-0
Mount St. Mary's		1-1						1-1
Niagara	1-3	2-0		0-1		1-0	0-1	2-5
Quinnipiac		2-0						2-0
Rider	2-0	0-1	1-1			1-0		4-1
Sacred Heart		0-1						0-1
Saint Peter's	4-1	0-1	0-1	1-0	3-1			8-4
Siena	8-0	1-0	1-0	1-0				10-0
<b>Totals</b>	<b>28-13</b>	<b>11-5</b>	<b>2-2</b>	<b>5-3</b>	<b>11-4</b>	<b>6-2</b>	<b>1-1</b>	<b>67-31*</b>

\*- includes three tournament games on home sites

## MAAC TOURNAMENT VS. OPPONENT AS HIGHER OR LOWER SEED

Team	As Higher Seed	As Lower Seed	Totals
Army	4-0		4-0
Canisius	6-3		6-3
Fairfield	3-3	1-2	4-5
Fordham	2-2	1-0	3-2
Holy Cross	3-1	0-1	3-2
Loyola	3-0	1-0	4-0
Manhattan	5-2	0-2	5-4
Marist	5-2		5-2
Monmouth	2-0	1-0	3-0
Mount St. Mary's	1-1		1-1
Niagara	1-1	3-4	4-5
Quinnipiac		2-0	2-0
Rider	4-1	0-1	4-2
Sacred Heart	0-1		0-1
Saint Peter's	3-1	5-3	8-4
Siena	8-0	3-0	11-0
<b>Totals</b>	<b>50-18</b>	<b>17-13</b>	<b>67-31</b>

# MAAC PLAYERS AND ROOKIES OF THE WEEK

PLAYERS OF THE WEEK			PLAYERS OF THE WEEK (CONTINUED)			ROOKIES OF THE WEEK		
Year	Name	Date	Year	Name	Date	Year	Name	Date
1986-87	Richie Simmonds	12/7/1986	2011-12	Scott Machado	1/23/2012	1988-89	Jonathan Duck	12/11/1988
	Richie Simmonds	2/22/1987		Lamont Jones	2/6/2012	1992-93	Greg Barr	12/21/1992
1988-89	Nestoer Payne	2/26/1989		Scott Machado	2/20/2012	1993-94	Mindaugas Timinskas	2/14/1994
1990-91	Sean Green	1/6/1991	2012-13	Lamont Jones	11/19/2012	1996-97	Tariq Kirksay	12/2/1996
	Sean Green	1/27/1991		Lamont Jones	12/17/2012		Tariq Kirksay	1/20/1997
1991-92	Bashkim Mustafaj	12/23/1991		Sean Armand	1/14/2013	1998-99	Dyree Wilson	12/21/1998
	Derrick Canada	3/2/1992		David Laury	2/4/2013		Dyree Wilson	2/1/1999
1992-93	Harry Hart	1/18/1993	2013-14	Sean Armand	11/25/2013	2000-01	Greg Jenkins	12/11/2000
	Bashkim Mustafaj	2/8/1993		Tre Bowman	12/2/2013		Courtney Fields	1/2/2001
	Harry Hart	2/15/1993		Sean Armand	12/9/2013		Greg Jenkins	1/15/2001
1994-95	Mikkel Larsen	1/3/1995		David Laury	2/3/2014	2001-02	Solomon Brown	12/10/2001
	Mikkel Larsen	1/9/1995		David Laury	2/10/2014	2002-03	Marvin McCullough	1/27/2003
	Mikkel Larsen	2/20/1995	2014-15	A.J. English	11/24/2014	2002-03	Marvin McCullough	2/10/2003
1995-96	Mindaugas Timinskas	12/18/1995		Schadrac Casimir	12/15/2014	2003-04	Anthony Bruin	3/1/2004
	Bryan Matthew	1/15/1996		David Laury	12/29/14	2008-09	Scott Machado	12/15/2008
	Mindaugas Timinskas	1/29/1996		David Laury	1/5/2015		Scott Machado	12/22/2008
1996-97	Mindaugas Timinskas	12/9/1996		Isaiah Williams	1/12/2015		Scott Machado	1/12/2009
	Mindaugas Timinskas	12/16/1996		David Laury	2/23/2015		Scott Machado	1/19/2009
	Mindaugas Timinskas	12/30/1996	2015-16	A.J. English	12/7/2015		Scott Machado	2/16/2009
	Mindaugas Timinskas	1/6/1997		Isaiah Williams	1/4/2016		Scott Machado	2/23/2009
	Donell Mitchell	1/13/1997		A.J. English	1/11/2016	2009-10	Mike McFadden	11/23/2009
	Bryan Matthew	1/27/1997		A.J. English	2/22/2016		Kyle Smyth	12/14/2009
	Mindaugas Timinskas	2/3/1997	2016-17	Sam Cassell Jr.	11/28/2015		Rashard McGill	12/28/2009
1997-98	Tariq Kirksay	12/15/1997		Jordan Washington	12/12/2016		Kyle Smyth	1/19/2010
	Tariq Kirksay	1/12/1998		Jordan Washington	1/2/2017		Rashard McGill	1/25/2010
	John McDonald	1/19/1998	2018-19	Rickey McGill	1/7/2019	2010-11	Sean Armand	1/17/11
1997-98	Kashif Hameed	1/26/1998		Rickey McGill	2/25/19	2012-13	A.J. English	12/17/12
	John McDonald	2/9/1998		E.J. Crawford	3/4/19		A.J. English	12/24/12
	Kashif Hameed	2/16/1998	2019-20	E.J. Crawford	2/10/20		A.J. English	1/7/13
	Tariq Kirksay	2/23/1998	2020-21	Isaiah Ross	12/7/20	2013-14	Ryden Hines	12/30/13
1998-99	Tariq Kirksay	1/11/1999		Isaiah Ross	12/21/20	2014-15	Schadrac Casimir	11/17/2014
1999-00	Nakiea Miller	12/13/1999		Isaiah Ross	12/28/20		Schadrac Casimir	12/1/2014
	Nakiea Miller	1/3/2000	2021-22	Nelly Junior Joseph	11/29/21		Schadrac Casimir	12/8/2014
	Tariq Kirksay	1/31/2000		Elijah Joiner	1/24/22		Schadrac Casimir	12/29/2014
2000-01	Nakiea Miller	12/4/2000		Nelly Junior Joseph	2/21/22		Schadrac Casimir	2/23/2015
2004-05	Greg Jenkins	12/27/2004		Tyson Jolly	2/28/22		Schadrac Casimir	2/16/2015
	Greg Jenkins	1/17/2005	2022-23	Daniss Jenkins	12/5/2022		Schadrac Casimir	2/9/2015
2005-06	Ricky Soliver	11/28/2005		Nelly Junior Joseph	12/12/2022		Schadrac Casimir	1/26/2015
	Steve Burt	1/16/2006		Nelly Junior Joseph	12/19/2022	2020-21	Nelly Junior Joseph	12/7/20
	Steve Burt	1/23/2006		Nelly Junior Joseph	12/26/2022		Nelly Junior Joseph	12/21/20
2010-11	Kyle Smyth	11/29/2010		Nelly Junior Joseph	1/2/2023		Nelly Junior Joseph	2/15/21
	Mike Glover	12/6/2010		Walter Clayton Jr.	2/13/2023	2021-22	Walter Clayton Jr.	12/27/21
	Mike Glover	12/13/2010		Nelly Junior Joseph	2/20/2023		Walter Clayton Jr.	1/3/22
	Mike Glover	12/20/2010		Walter Clayton Jr.	2/27/2023	2022-23	Cruz Davis	1/9/2023
	Scott Machado	1/3/2011		Daniss Jenkins	3/6/2023	2023-24	Jean Aranguren	12/26/2023
	Mike Glover	1/10/2011	2023-24	Idan Tretout	11/13/2023		Jeremiah Quigley	1/29/2024
	Scott Machado	2/21/2011		Greg Gordon	2/5/2024		Jeremiah Quigley	2/5/2024
2011-12	Scott Machado	11/21/2011	2024-25	Yaphet Moundi	2/3/2025		Jean Aranguren	2/12/2024
	Scott Machado	11/28/2011	2025-26	CJ Anthony	11/10/2025	2024-25	Adam Njie Jr.	11/11/2024
	Mike Glover	12/5/2011		CJ Anthony	11/24/2025		Adam Njie Jr.	3/3/2025
	Mike Glover	12/19/2011		Kosy Akametu	3/2/2026			
	Mike Glover	1/9/2012						

# HYNES ATHLETICS CENTER RECORDS

## TEAM

### Most Points, One Season

1,178, 2010-11

### Fewest Points, One Season

491, 2020-21

### Highest Scoring Average, One Season

87.9, 2011-12

### Most Points, One Game

126, vs. Delaware State, 11/26/14

123, vs. Holy Cross, 2/21/89

### Fewest Points, One Game

41, vs. Princeton (41-53), 12/6/89

### Most Points, Both Teams, One Game

236, defeated Holy Cross 123-113, 2/21/89

### Most Points, One Half

70, vs. Delaware State (2H), 11/26/14

64, vs. Siena (1H), 2/9/95

### Fewest Points, One Half

18, five times (MR- vs. Delaware [1H], 11/12/24)

### Most Field Goals, One Game

49, vs. Long Island, 2/23/77; vs. Pace, 11/28/78

### Most Field Goal Attempts, One Game

87, vs. Canisius, 1/30/05

### Most 3-Point Field Goals, One Game

24, vs. Delaware State, 11/26/14

### Most 3-Point FG Attempts, One Game

41, vs. Liberty, 12/18/12

### Most Free Throws, One Game

38, vs. Holy Cross, 2/21/89

### Most Free Throw Attempts, One Game

50, vs. Holy Cross, 1/14/88

### Most Rebounds, One Game

60, vs. Buffalo, 12/5/77; vs. Wisc.-Milwaukee, 2/11/78

### Largest Margin of Victory

50, def. Delaware State (126-76), 11/26/14

### Largest Margin of Defeat

25, lost to La Salle (89-64), 1/23/89

### Most Wins, One Season

14, 1984-85 (14-0)2

### Fewest Wins, One Season

1, 2006-07 (1-9)

### Most Losses, One Season

9, 1993-94 (5-9); 2006-07 (1-9)

### Fewest Losses, One Season

0, 1984-85 (14-0); 1979-80 (13-0); 1997-98 (12-0); 2014-15 (13-0); 2021-22 (13-0)

### Longest Winning Streak

26, 1/19/14-1/19/16

21, 1/6/79-12/9/80

### Longest Losing Streak

9, 1/9/75-12/2/75

## INDIVIDUAL

### Most Points, Iona

46, A.J. English, vs. Fairfield, 12/1/15

45, A.J. English, vs. Monmouth, 1/15/16

43, Lamont Jones, vs. Canisius, 2/2/12

### Most Points, Opponent

44, Terrence Bailey, Wagner vs. Morehead State, 12/12/86

### Most Points, One Half

32, A.J. English, vs. Fairfield (2H), 12/1/15

30, Kevin Bass vs. UMass (2H), 3/1/75

### Most Field Goals

17, Steve Burtts vs. Holy Cross, 2/1/84

### Most Field Goal Attempts

30, Steve Burtts vs. La Salle, 1/26/84

### Most 3-Point Field Goals

14, A.J. English vs. Fairfield, 12/1/15

9, Schadrac Casimir vs. Marist, 2/8/15

9, Sean Armand, vs. Canisius, 1/13/13

### Most 3-Point Field Goal Attempts

19, A.J. English vs. Fairfield, 12/1/15

15, A.J. English, vs. Monmouth, 1/15/16

15, Sean Armand, vs. Canisius, 1/13/13

### Most Free Throws

17, Steve Burtts vs. Loyola, 1/19/06

### Most Free Throw Attempts

19, Greg Jenkins vs. Rider, 12/5/04

### Most Rebounds

25, Jeff Ruland vs. Centenary, 2/18/78

### Most Assists

17, Danny Doyle vs. Fairfield, 2/19/94

# HYNES ATHLETICS CENTER RECORDS

## YEAR-BY-YEAR RECORD SINCE 1974

Year	Home Record	Pct.	Overall Record	Pct.	Year	Home Record	Pct.	Overall Record	Pct.
1974-75	4-8	.333	4-19	.174	2001-02	5-6	.455	13-17	.433
1975-76	7-5	.583	11-15	.423	2002-03	10-2	.833	17-12	.586
1976-77	11-1	.917	15-10	.600	2003-04	7-5	.583	11-18	.379
1977-78	11-2	.846	17-10	.630	2004-05	8-4	.667	15-16	.484
1978-79	12-1	.923	23-6	.793	2005-06	7-4	.637	23-8	.742
1979-80	13-0	1.000	29-5	.853	2006-07	1-9	.100	2-28	.067
1980-81	10-2	.833	15-14	.517	2007-08	7-5	.583	12-20	.375
1981-82	13-2	.867	24-9	.727	2008-09	5-6	.445	12-19	.387
1982-83	11-2	.846	22-9	.710	2009-10	11-3	.786	21-10	.677
1983-84	11-2	.846	23-8	.742	2010-11	12-3	.800	25-12	.676
1984-85	14-0	1.000	26-5	.839	2011-12	10-1	.857	25-8	.758
1985-86	5-5	.500	14-15	.483	2012-13	11-1	.916	20-14	.588
1986-87	10-3	.769	16-14	.533	2013-14	11-2	.846	22-11	.690
1987-88	5-4	.556	11-16	.407	2014-15	13-0	1.000	26-9	.742
1988-89	10-3	.769	15-16	.484	2015-16	11-2	.846	22-11	.655
1989-90	8-5	.615	13-15	.464	2016-17	8-4	.667	22-13	.613
1990-91	10-2	.833	17-13	.566	2017-18	8-3	.727	20-14	.588
1991-92	8-3	.727	14-15	.483	2018-19	8-3	.727	17-16	.515
1992-93	10-1	.909	16-11	.593	2019-20	5-6	.455	12-17	.414
1993-94	5-9	.357	7-20	.259	2020-21	4-2	.667	12-6	.667
1994-95	7-5	.583	10-17	.370	2021-22	13-0	1.000	25-8	.757
1995-96	12-2	.857	21-8	.724	2022-23	11-1	.917	27-8	.771
1996-97	12-1	.857	22-8	.733	2023-24	9-5	.643	16-17	.485
1997-98	12-0	1.000	27-6	.818	2024-25	7-7	.500	17-17	.500
1998-99	6-6	.500	16-14	.533	2025-26	11-3	.786	18-14	.563
1999-00	9-3	.750	20-11	.645	Totals	470-167	.738	922-663	.582
2000-01	11-2	.846	22-11	.667					

# HYNES ATHLETICS CENTER RECORDS

## ALL-TIME RECORDS VS. OPPONENT

Opponent	GP	W-L	PCT	Opponent	GP	W-L	PCT	Opponent	GP	W-L	PCT
Air Force	1	1-0	1.000	Fairfield	48	37-11	.771	Norfolk State	2	2-0	1.000
Akron	1	0-1	.000	Fla. Atlantic	1	1-0	1.000	Northeastern	5	5-0	1.000
Ala.-Birmingham	1	1-0	1.000	Fla. Southern	1	1-0	1.000	Northern Illinois	1	1-0	1.000
Albany	2	2-0	1.000	Florida Gulf Coast	1	1-0	1.000	Ohio	2	1-1	.500
American	3	3-0	1.000	Fordham	20	15-5	.750	Old Dominion	1	1-0	1.000
Appalachian State	1	1-0	1.000	George Mason	2	1-1	.500	Pace	4	4-0	1.000
Army	12	9-3	.750	Georgetown	1	0-1	.000	Pennsylvania	1	1-0	1.000
Assumption	1	1-0	1.000	Gonzaga	2	2-0	1.000	Princeton	4	1-3	.250
Auburn	1	1-0	1.000	Grambling	1	1-0	1.000	Quinnipiac	12	8-4	.667
Baltimore	1	1-0	1.000	Hampton	2	2-0	1.000	Radford	1	1-0	1.000
Belmont Abbey	1	1-0	1.000	Hartford	1	0-1	.000	Rhode Island	5	2-3	.400
Bethune-Cookman	1	1-0	1.000	Harvard	3	2-1	.667	Richmond	2	2-0	1.000
Boston Univ.	1	1-0	1.000	Hawa'i	1	1-0	1.000	Rider	30	20-10	.667
Bridgeport	1	1-0	1.000	Hofstra	13	8-5	.615	Robert Morris	1	0-1	.000
Brown	1	1-0	1.000	Holy Cross	12	9-3	.750	Sacred Heart	3	3-0	1.000
Bryant	1	1-0	1.000	Idaho State	1	1-0	1.000	Saint Francis (Pa.)	6	5-1	.833
Bucknell	3	3-0	1.000	Ill.-Chicago	1	1-0	1.000	Saint Joseph's	2	1-1	.500
Buffalo	5	3-2	.600	Indiana State	1	1-0	1.000	Saint Louis	1	1-0	1.000
Canisius	37	30-7	.811	Kent State	1	0-1	.000	Saint Peter's	47	32-15	.681
Catholic	1	1-0	1.000	La Salle	9	3-6	.333	Santa Clara	1	0-1	.000
CCNY	2	2-0	1.000	Lafayette	2	1-1	.500	Seton Hall	1	0-1	.000
Centenary	1	1-0	1.000	Le Moyne	1	0-1	.000	Siena	37	20-17	.541
Central Conn.	1	1-0	1.000	Liberty	2	2-0	1.000	Southampton	1	1-0	1.000
Central Michigan	1	1-0	1.000	Long Island	7	6-1	.857	Southern Conn.	1	1-0	1.000
Charlotte	1	1-0	1.000	Loyola (Md.)	25	22-3	.880	St. Bonaventure	4	3-1	.750
Cleveland State	2	2-0	1.000	Maine	2	2-0	1.000	St. Francis (NY)	8	7-1	.875
Colgate	4	4-0	1.000	Manhattan	44	33-11	.750	St. John's	1	1-0	1.000
Colorado	1	0-1	.000	Marist	29	20-9	.690	St. Lawrence	3	3-0	1.000
Columbia	2	2-0	1.000	Massachusetts	3	1-2	.333	St. Leo's	2	2-0	1.000
Coppin State	3	3-0	1.000	McNeese State	1	1-0	1.000	St. Mary's (Ca.)	1	1-0	1.000
Cornell	2	1-1	.500	Merrimack	2	1-1	.500	Texas Southern	1	1-0	1.000
Dartmouth	1	0-1	.000	Milwaukee	1	1-0	1.000	Utica	1	1-0	1.000
Dayton	1	0-1	.000	Monmouth	11	7-4	.636	VCU	1	1-0	1.000
Delaware	4	3-1	.750	Morehead St.	1	1-0	1.000	Vermont	3	2-1	.667
Delaware State	1	1-0	1.000	Morgan State	4	3-1	.750	Wagner	10	9-1	.900
Denver	1	1-0	1.000	Mount St. Mary's	3	2-1	.667	Western Michigan	1	1-0	1.000
Detroit	4	2-2	.500	Nevada	1	1-0	1.000	Wichita State	1	1-0	1.000
Drexel	4	3-1	.750	New Hampshire	1	0-1	.000	William & Mary	2	2-0	1.000
Duquesne	2	1-1	.500	New Orleans	3	3-0	1.000	Wofford	1	1-0	1.000
East Carolina	1	0-1	.000	Niagara	38	29-9	.763	Yale	1	1-0	1.000
Fair. Dickinson	8	7-1	.875	NJIT	1	1-0	1.000				

# MADISON SQUARE GARDEN RECORDS

Year	Date	Results	Year	Date	Results	
1951-52	12/15/51	Seton Hall 70 Iona	60	1969-70	2/19/70	Manhattan 65 Iona
	2/25/52	Iona 74 Brooklyn Poly	54	1970-71	3/4/71	Manhattan 63 Iona
1952-53	12/6/52	Iona 68 Siena	58	1976-77	2/19/77	Iona 107 South Florida
	1/6/53	Iona 85 King's Point	54	1978-79	12/21/78	Detroit 76 Iona
	2/26/53	Iona 66 Manhattan	59		2/7/79	Iona 64 Holy Cross
1953-54	12/12/53	Siena 56 Iona	54	1979-80	2/7/80	Iona 81 Kansas
	1/2/54	Marshall 93 Iona	81		2/21/80	Iona 77 Louisville
	1/9/54	Dayton 68 Iona	64	1980-81	12/26/80	N.C. State 61 † Iona
	2/25/54	St. Francis (NY) 69 Iona	61		12/27/80	Pennsylvania 82 † Iona
1954-55	12/16/54	St. Francis (Pa.) 88 Iona	59	1981-82	1/6/82	Wichita State 97 Iona
	1/11/55	St. Bonaventure 69 Iona	54		1/23/82	Marquette 75 Iona
	2/24/55	St. Francis (NY) 65 Iona	61	1982-83	1/26/83	Memphis 94 Iona
1955-56	1/7/56	Dayton 83 Iona	64	1983-84	12/27/83	North Carolina 74 † Iona
	2/23/56	Iona 97 St. Francis (Pa.)	86		12/29/83	Iona 66 † Fordham
1956-57	12/20/56	Iona 64 St. Bonaventure	63		1/5/84	Louisville 93 Iona
	1/5/57	Xavier (Ohio) 82 Iona	79	1984-85	2/5/85	Iona 77 Manhattan
	2/28/57	Iona 94 St. Francis (NY)	80		2/20/85	Iona 84 Manhattan
1957-58	12/12/57	Louisville 89 Iona	65	1985-86	12/26/85	St. Bonaventure 74 †(OT) Iona
	1/9/58	Xavier (Ohio) 71 Iona	61		12/28/85	Iona 57 † James Madison
	2/27/58	Iona 82 (2OT) St. Francis (NY)	77		1/25/86	Iona 81 Fordham
1958-59	12/11/58	Xavier (Ohio) 69 Iona	52	1986-87	2/18/87	DePaul 96 Iona
	12/18/58	Portland 57 Iona	55	1987-88	1/12/88	Fair. Dickinson 76 Iona
	1/8/59	St. Bonaventure 68 Iona	54	1988-89	2/8/89	Georgia Tech 78 Iona
	2/26/59	Iona 65 St. Francis (NY)	58	1989-90	2/6/90	Manhattan 63 Iona
1959-60	12/10/59	Detroit 85 Iona	67	1990-91	1/22/91	Duquesne 114 Iona
	1/7/60	Miami (Fla.) 69 Iona	67	1995-96	12/27/95	Iona 70 † St. John's
1960-61	2/16/61	Xavier (Ohio) 58 Iona	54		12/29/95	Kentucky 106 † Iona
1961-62	2/22/62	Detroit 63 (OT) Iona	59	1998-99	12/26/98	Pennsylvania 67 † Iona
1962-63	1/3/63	NYU 70 Iona	60		12/27/98	Georgia Tech 72 † Iona
	2/14/63	Iona 61 Massachusetts	54	2001-02	12/1/01	Hofstra 67 Iona
1963-64	1/29/64	Iona 80 Massachusetts	71		12/27/01	Iona 73 † Seton Hall
	2/12/64	Iona 81 Niagara	64		12/28/01	Manhattan 69 † Iona
1964-65	1/7/65	Iona 63 Duquesne	61	2002-03	12/27/02	Iona 65 † North Carolina
	2/10/65	St. Bonaventure 74 Iona	63		12/28/02	Manhattan 68 † Iona
1965-66	12/16/65	DePaul 82 Iona	37	2007-08	1/30/08	Iona 62 Manhattan
	1/6/66	Duquesne 74 Iona	57	2008-09	1/24/09	Iona 71 Manhattan
	2/3/66	Manhattan 77 Iona	59	2011-12	1/3/2012	Iona 95 Siena
1966-67	1/3/67	Canisius 80 (OT) Iona	71	2012-13	12/8/2012	Rutgers 81 † Iona
	2/23/67	Manhattan 80 Iona	72	2014-15	1/25/2015	Iona 87 Niagara
1967-68	12/14/67	Iona 57 Hofstra	53	2017-18	12/17/2017	St. John's 69 † Iona
	2/22/68	Manhattan 72 Iona	56	2018-19	12/9/2018	Columbia 74 † Iona
1968-69	2/15/69	Niagara 104 Iona	78	2025-26	12/13/2005	St. John's 91 Iona
	2/27/69	Manhattan 77 Iona	59			†ECAC/MSG Holiday Festival

## IONA AT MADISON SQUARE GARDEN

Opponent	GP	W-L	PCT	Opponent	GP	W-L	PCT	Opponent	GP	W-L	PCT
Brooklyn Poly	1	1-0	1.000	Kentucky	1	0-1	.000	Portland	1	0-1	.000
Canisius	1	0-1	.000	King's Point	1	1-0	1.000	Rutgers	1	0-1	.000
Columbia	1	0-1	.000	Louisville	3	1-2	.333	St. Bonaventure	5	1-4	.200
Dayton	2	0-2	.000	Manhattan	14	5-9	.357	St. Francis (NY)	5	3-2	.600
DePaul	2	0-2	.000	Marquette	1	0-1	.000	Saint Francis (PA)	2	1-1	.500
Detroit	3	0-3	.000	Marshall	1	0-1	.000	St. John's	2	1-2	.333
Duquesne	3	1-2	.333	Massachusetts	2	2-0	1.000	Seton Hall	2	1-1	.500
Fair. Dickinson	1	0-1	.000	Memphis	1	0-1	.000	Siena	3	2-1	.667
Fordham	2	2-0	1.000	Miami (FL)	1	0-1	.000	South Florida	1	1-0	1.000
Georgia Tech	2	0-2	.000	N.C. State	1	0-1	.000	Wichita State	1	0-1	.000
Hofstra	2	1-1	.500	Niagara	3	2-1	.667	Xavier (OH)	4	0-4	.000
Holy Cross	1	1-0	1.000	North Carolina	2	1-1	.500	Totals	85	30-55	.353
James Madison	1	1-0	1.000	NYU	1	0-1	.000				
Kansas	1	1-0	1.000	Pennsylvania	2	0-2	.000				

# IN-SEASON TOURNAMENT PLAY

## Quantico Invitational Quantico, VA

December 20-22, 1955

Akron 67 • Iona 54  
LeMoyne 93 • Iona 70  
Wabash 66 • Iona 62

## Hofstra Invitational Hempstead NY

December 28-30, 1955

Springfield 74 • Iona 64  
Iona 78 • Delaware 68  
Cortland 84 • Iona 55

## City of Roses Tournament Portland, OR

December 16-17, 1960

Gonzaga 73 • Iona 64  
Santa Clara 68 • Iona 47

## Middle Eastern College Tournament

December 27-28, 1960

Iona 61 • Wagner 53  
LeMoyne 90 • Iona 60

## Trenton Invitational Lawrenceville, NJ

December 27-28, 1962

Iona 64 • Massachusetts 56  
Iona 71 • St. Francis (PA) 70

## Westchester Holiday Festival White Plains, NY

December 27-28, 1963

Iona 66 • Lehigh 41  
Iona 81 • Boston University 80

## LeMoyne Christmas Tournament Syracuse, NY

December 28-29, 1966

Iona 65 • Lafayette 58  
Iona 59 • LeMoyne 45

## Queens City Tournament Buffalo, NY

December 29-30, 1967

Canisius 54 • Iona 52  
Rice 61 • Iona 60

## Albright Invitational Reading, PA

December 29-30, 1972

Iona 68 • Williams 67  
Iona 67 • Albright 65

## Albright Invitational Reading, PA

December 29-30, 1973

Albright 84 • Iona 54  
Iona 54 • Kutztown State 45

## Citrus Tournament Lakeland, FL

December 2-3, 1977

Iona 69 • South Alabama 67  
Iona 51 • Florida Southern 44

## Carrier Classic Syracuse, NY

December 1-2, 1978

Iona 73 • Utah State 61  
Syracuse 89 • Iona 76

## Great Alaska Shootout Anchorage, AK

November 30-December 2, 1979

Iona 78 • Texas A&M 62  
Iona 85 • Long Beach State 75  
Kentucky 57 • Iona 50

## Wendy's Classic Bowling Green, KY

November 28-29, 1980

Vanderbilt 92 • Iona 56  
Iona 79 • South Carolina 69

## Volunteer Classic Knoxville, TN

December 19-20, 1980

Tennessee 80 • Iona 54  
Illinois 106 • Iona 84

## ECAC Holiday Festival New York, NY

December 26-27, 1980

North Carolina State 61 • Iona 58  
Pennsylvania 82 • Iona 66

## Great Alaska Shootout Anchorage, AK

November 27-29, 1981

Iona 58 • Ohio State 57  
Marquette 67 • Iona 54  
Iona 71 • Washington State 58

## Golden Gate Invitational San Francisco, CA

December 18-19, 1981

Iona 95 • La Salle 71  
San Francisco 88 • Iona 81

## Shawmut-Worcester County Classic Worcester, MA

December 29-30, 1982

Iona 65 • George Washington 57  
Holy Cross 66 • Iona 65

## Carrier Classic Syracuse, NY

December 3-4, 1983

Iona 82 • Robert Morris 64  
Syracuse 102 • Iona 92

## ECAC Holiday Festival New York, NY

December 27-29, 1983

North Carolina 74 • Iona 61  
Iona 66 • Fordham 60

## Connecticut Mutual Classic Hartford, CT

December 28-29, 1984

Iona 68 • William & Mary 55  
Iona 55 • Connecticut 54

## Rebel Roundup Las Vegas, NV

December 20-21, 1985

Iona 71 • Florida 70  
Nevada-Las Vegas 82 • Iona 63

## ECAC Holiday Festival New York, NY

December 26-28, 1985

St. Bonaventure 74 • Iona 72 (OT)  
Iona 57 • James Madison 54

## Kentucky Invitational Tournament Lexington, KY

December 19-20, 1986

Kentucky 75 • Iona 59  
Texas A&M 67 • Iona 80

## Met Life Classic San Francisco, CA

December 21-22, 1987

Texas A&M 78 • Iona 73 (OT)  
San Francisco 91 • Iona 73

## Budweiser Irish Basketball Classic Cork, Ireland

November 27-29, 1987

Iona 90 • Irish All-Stars 74  
Iona 73 • St. Louis 70 (OT)

## Great Alaska Shootout Anchorage, AK

November 25-28, 1988

Kentucky 56 • Iona 54  
Utah 109 • Iona 75  
Alaska-Anchorage 71 • Iona 70

## B.M.A. Holiday Classic Kansas City, MO

December 29-30, 1988

Kansas 100 • Iona 67  
East Tennessee 92 • Iona 88

## Cable Car Classic Santa Clara, CA

December 29-30, 1989

Alabama 78 • Iona 39  
Iona 52 • Pennsylvania 49

# IN-SEASON TOURNAMENT PLAY

## Rainbow Classic

### Honolulu, HI

December 27-30, 1990

Hawaii 76 • Iona 75  
Tennessee 93 • Iona 77  
California 81 • Iona 64

## Lapchick Tournament

### Jamaica, NY

December 1-2, 1992

Iona 80 • Columbia 68  
St. John's 90 • Iona 74

## Carrier Classic

### Syracuse, NY

December 2-3, 1994

Davidson 88 • Iona 77  
Kent State 80 • Iona 68

## ECAC Holiday Festival

### New York, NY

December 27-29, 1995

Iona 70 • St. John's 57  
Kentucky 106 • Iona 79

## Chase Preseason NIT

November 20, 1996 (First Round)

Iona 79 • Seton Hall 66

November 23, 1996 (Second Round)

Evansville 44 • Iona 41

## Top of the World Classic

### Fairbanks, AK

November 21-23, 1997

Clemson 79 • Iona 49

Duquesne 64 • Iona 62

Iona 85 • Alaska-Fairbanks 68

## Hawaii Pacific Thanksgiving Classic

November 27-29, 1998

Iona 92 • Hawaii Pacific 72

Iona 73 • Virginia Commonwealth 66

Illinois State 83 • Iona 75

## ECAC Holiday Festival

### New York, NY

December 26-27, 1998

Pennsylvania 67 • Iona 61

Georgia Tech 72 • Iona 65

## San Juan Shootout

### Carolina, Puerto Rico

December 20-22, 2000

Nebraska 81 • Iona 80

Northwestern 69 • Iona 67

Iona 83 • Puerto Rico Mayaguez 48

## Outrigger Hotels Rainbow Classic

### Honolulu, HI

December 19-22, 2001

Iona 71 • Holy Cross 59

Hawaii 67 • Iona 56

Iona 57 • Miami (OH) 51

## Foot Locker/MSG Holiday Festival

### New York, NY

December 27-28, 2001

Iona 73 • Seton Hall 70

Manhattan 69 • Iona 58

## FIU/Hampton Inn Tipoff Classic

### Miami, FL

November 23-24, 2002

Iona 89 • Lipscomb 86

Florida International 65 • Iona 55

## Foot Locker/MSG Holiday Festival

### New York, NY

December 27-28, 2002

Iona 65 • No. 22 North Carolina 56

Manhattan 68 • Iona 63

## Guardians Classic

### Omaha, NE

November 15-16, 2004

Iona 77 • Northern Arizona 67

Creighton 68 • Iona 62

## Cyclone Classic

### Ames, IA

November 23-26, 2005

Iona 80 • Howard 68

Iona 81 • Portland State 75

Iona 89 • No. 23 Iowa State 72

## NIT Season Tipoff

### Charlotte, NC

November 14-15, 2006

Winthrop 57 • Iona 38

Sacred Heart 68 • Iona 61

## Las Vegas Invitational

### Chapel Hill, NC/Norfolk, VA/Las Vegas, NV

November 20-24, 2007

North Carolina 107 • Iona 72

Old Dominion 74 • Iona 63

South Carolina St. 81 • Iona 75

Jackson St. 74 • Iona 70

## USVI Paradise Jam

### St. Thomas, USVI

November 21-24, 2008

Wisconsin 60 • Iona 58 OT

Iona 75 • Valparaiso 55

Southern Miss 64 • Iona 63

## Old Spice Classic

### Lake Buena Vista, FL

November 26-29, 2009

Wisconsin 60 • Iona 58 OT

Iona 75 • Valparaiso 55

Southern Miss 64 • Iona 63

## World Vision Classic

### Cleveland, OH

November 12-14, 2010

Kent State 73 • Iona 72

Cleveland State 78 • Iona 68

Bryant 74 • Iona 72

## 5-hour ENERGY® Puerto Rico Tip-Off

### San Juan, PR

November 17-20, 2011

Purdue 91 • Iona 90

Iona 94 • Western Michigan 88

Iona 89 • Maryland 62

## USVI Paradise Jam

### St. Thomas, USVI

November 16-19, 2012

Quinnipiac 98 • Iona 92 OT

Iona 94 • Wake Forest 68

Illinois-Chicago 86 • Iona 81

## ECAC/MSG Holiday Festival

### New York, NY

December 8, 2012

Rutgers 81 • Iona 73

## The Roundball Showcase

### Campus Sites

November 21-30, 2014

Iona 85 • Wake Forest 81

Iona 78 • North Texas 58

Iona 126 • Delaware State 76

Arkansas 94 • Iona 77

## Hardwood Showcase

### Campus Sites

November 15-17, 2015

Valparaiso 83 • Iona 58

Oregon State 93 • Iona 73

## South Point Holiday Hoops Classic

### Las Vegas, NV

December 22-23, 2015

UC Santa Barbara 80 • Iona 76

Akron 78 • Iona 64

## Great Alaska Shootout

### Anchorage, AK

November 20-26, 2016

### CHAMPIONS

Nevada 91 • Iona 76 (out bracket)

Iona 84 • Drake 53

Iona 76 • Weber State 54

Iona 75 • Nevada 73

## South Point Holiday Hoops Classic

### Las Vegas, NV

December 21-22, 2016

Iona 73 • UC Santa Barbara 57

Towson 76 • Iona 69

# IN-SEASON TOURNAMENT PLAY

## Islands of the Bahamas Showcase

### Nassau, The Bahamas

November 17-19, 2017

Iona 80 • Weber State 72  
Northern Kentucky 85 • Iona 72  
Coastal Carolina 89 • Iona 84

### MSG Holiday Festival

#### New York, NY

December 17, 2017

St. John's 69 • Iona 59

### MGM Resorts Main Event

#### Las Vegas, NV

November 19-21, 2018

Long Beach State 86 • Iona 85  
Iona 80 • Hartford 75

### MSG Holiday Festival

#### New York, NY

December 9, 2018

Columbia 74 • Iona 71

### Boardwalk Classic

#### Atlantic City, NJ

December 15, 2018

Princeton 85 • Iona 81

### MAAC-ASun Challenge

#### Lake Buena Vista, FL

November 22-23, 2019

Iona 60 • Stetson 55  
Iona 75 • Kennesaw State 52

### Hall of Fame Invitational

#### Brooklyn, NY

December 17, 2019

Princeton 90 • Iona 86 OT

### MAAC-ASun Challenge

#### Lake Buena Vista, FL

November 19-20, 2021

Iona 54 • Liberty 50  
Iona 81 • North Alabama 64

### ESPN Events Invitational

#### Lake Buena Vista, FL

November 19-20, 2021

Iona 72 • No. 10 Alabama 68  
Belmont 72 • Iona 65  
No. 5 Kansas 96 • Iona 83

### Hall of Fame Invitational

#### Brooklyn, NY

December 12, 2021

Iona 91 • Yale 77

### Hall of Fame Showcase

#### Uncasville, CT

November 18, 2022

Iona 71 • Vermont 50

### Las Vegas Holiday Classic

#### Las Vegas, NV

November 27, 2022

Santa Clara 86 • Iona 76

### Hall of Fame Invitational

#### Brooklyn, NY

December 11, 2022

Iona 72 • St. Bonaventure 57

### Diamond Head Classic

#### Honolulu, HI

December 22-25, 2022

SMU 85 • Iona 81  
Iona 83 • Seattle 72  
Iona 76 • Pepperdine 66

### Gulf Coast Showcase

#### Esteros, FL

November 20-22, 2023

High Point 82 • Iona 66  
Long Beach State 80 • Iona 76  
Iona 89 • Buffalo 64

### Holiday Hoopfest

#### Belmont Park, NY

December 16, 2023

Saint Joseph's 83 • Iona 58

### Baha Mar Hoops Nassau Championship

#### Nassau, The Bahamas

November 29-December 1, 2024

Iona 62 • Tarleton State 51  
Indiana State 83 • Iona 80  
Rice 70 • Iona 66

### USVI Paradise Jam

#### St. Thomas, USVI

November 21-24, 2025

Akron 96 • Iona 75  
Iona 91 • Oregon State 84 2OT  
Iona 75 • Green Bay 80

### In-Season Tournament Record:

73-94 (.437)

# POSTSEASON TOURNAMENT PLAY

## NCAA TOURNAMENT

<b>1979</b>	<b>East Regional</b> Raleigh, NC (Reynolds Coliseum)	March 9	First Round	#9 Pennsylvania 73, #8 Iona 69
<b>1980*</b>	<b>East Regional</b> Providence, RI (Providence Civic Center)	March 6 March 9	First Round Second Round	#6 Iona 84, #11 Holy Cross 78 #3 Georgetown 74, #6 Iona 71
<b>1984</b>	<b>East Regional</b> E. Rutherford, NJ (Brendan Byrne Arena)	March 15	First Round	#7 Virginia 58, #10 Iona 57
<b>1985</b>	<b>East Regional</b> Hartford, CT (Hartford Civic Center)	March 14	First Round	#4 Loyola Chicago 59, #13 Iona 58
<b>1998</b>	<b>South Regional</b> Lexington, KY (Rupp Arena)	March 13	First Round	#5 Syracuse 63, #12 Iona 61
<b>2000</b>	<b>Midwest Regional</b> Minneapolis, MN (Metrodome)	March 16	First Round	#3 Maryland 74, #14 Iona 59
<b>2001</b>	<b>Midwest Regional</b> Kansas City, MO (Kemper Arena)	March 16	First Round	#3 Ole Miss 72, #14 Iona 70
<b>2006</b>	<b>Atlanta Regional</b> Jacksonville, FL (Veterans Mem. Arena)	March 16	First Round	#4 LSU 80, #13 Iona 64
<b>2012</b>	<b>First Four</b> Dayton, OH (Dayton Arena)	March 14	First Four	#14 BYU 78, #14 Iona 72
<b>2013</b>	<b>West Regional</b> Dayton, OH (Dayton Arena)	March 22	First Round	#2 Ohio State 95, #15 Iona 70
<b>2016</b>	<b>Midwest Regional</b> Denver, CO (Pepsi Center)	March 17	First Round	#4 Iowa State 94, #13 Iona 81
<b>2017</b>	<b>Midwest Regional</b> Sacramento, CA (Golden 1 Center)	March 17	First Round	#3 Oregon 93, #14 Iona 77
<b>2018</b>	<b>Midwest Regional</b> Pittsburgh, PA (PPG Paints Arena)	March 15	First Round	#2 Duke 89, #15 Iona 67
<b>2019</b>	<b>Midwest Regional</b> Columbus, OH (Nationwide Arena)	March 22	First Round	#1 North Carolina 88, #16 Iona 73
<b>2021</b>	<b>East Regional</b> Indianapolis, IN (Hinkle Fieldhouse)	March 20	First Round	#2 Alabama 68, #15 Iona 55
<b>2023</b>	<b>West Regional</b> Albany, NY (MVP Arena)	March	First Round	#4 UConn 87, #13 Iona 63

\* - Results vacated due to NCAA violations

## NATIONAL INVITATION TOURNAMENT

<b>1982</b>	Piscataway, NJ (Rutgers Athletic Center)	March 11	First Round	Rutgers 55, Iona 51
<b>1983</b>	New Rochelle, NY (Mulcahy Center)	March 16	First Round	Iona 90, St. Bonaventure 76
	Lincoln, NE (Devaney Center)	March 21	Second Round	Nebraska 85, Iona 73
<b>1996</b>	New Rochelle, NY (Mulcahy Center)	March 15	First Round	St. Joseph's 82, Iona 78
<b>1997</b>	Storrs, CT (Gampel Arena)	March 12	First Round	Connecticut 71, Iona 66
<b>2014</b>	Ruston, LA (Thomas Assembly Center)	March 19	First Round	Louisiana Tech 89, Iona 88
<b>2015</b>	Kingston, RI (Ryan Center)	March 17	First Round	Rhode Island 88, Iona 75
<b>2022</b>	Gainesville, FL (O'Connell Center)	March 16	First Round	Florida 79, Iona 74

## COLLEGEINSIDER.COM POSTSEASON TOURNAMENT

<b>2011</b>	Valparaiso, IN (Athletics-Recreation Center)	March 16	First Round	Iona 85, Valparaiso 77
	New Rochelle, NY (Hynes Center)	March 22	Quarterfinal	Iona 78, Buffalo 63
	Johnson City, TN (Memorial Center)	March 26	Semifinal	Iona 83, East Tennessee St. 80
	New Rochelle, NY (Hynes Center)	March 30	Championship	Santa Clara 76, Iona 69

## OVERTIME GAMES

Year	Date	Result	Site	Year	Date	Result	Site
1947-48	N/A	St. John's 57 • Iona 55	Bronx, NY	1989-90	12/2/89	Kent State 72 • Iona 69	New Rochelle, NY
1952-53	12/12/52	Iona 79 • St. Francis (NY) 75	White Plains, NY		2/26/90	Iona 59 • Fairfield 53	Fairfield, CT
1954-55	2/12/55	Iona 55 • Amherst 52	Amherst, MA	1990-91	1/26/91	Loyola (MD) 66 • Iona 65	Baltimore, MD
1955-56	2/12/56	Loyola (IL) 75 • Iona 74	White Plains, NY		3/3/91	Iona 95 • Siena 90	Albany, NY
1957-58	2/27/58	** Iona 82 • St. Francis (NY) 77	New York, NY	1991-92	12/14/92	Iona 74 • Fordham 73	Bronx, NY
1959-60	2/2/60	Iona 71 • Seton Hall 68	White Plains, NY		12/30/92	Iona 105 • Stetson 102	DeLand, FL
1960-61	1/31/61	Siena 64 • Iona 59	New Rochelle, NY	1992-93	1/16/93	Iona 80 • Fairfield 79	New Rochelle, NY
1961-62	1/10/62	** St. Peter's 82 • Iona 79	New Rochelle, NY		1/23/93	Niagara 99 • Iona 93	Lewiston, NY
	1/27/62	Le Moyne 61 • Iona 58	Syracuse, NY	1994-95	3/4/95	Fairfield 81 • Iona 79	Albany, NY
	2/12/62	Fairfield 91 • Iona 85	Fairfield, CT	1995-96	12/23/95	Iona 79 • Detroit 76	New Rochelle, NY
	2/22/62	Detroit 63 • Iona 59	New York, NY	1996-97	1/8/97	Iona 85 • Loyola (MD) 78	Baltimore, MD
1962-63	1/26/63	Iona 60 • Siena 58	Loudonville, NY		1/26/97	** Iona 91 • Niagara 90	New Rochelle, NY
1964-65	1/29/65	N.Y.U. 62 • Iona 60	New York, NY		2/6/97	Manhattan 98 • Iona 89	New Rochelle, NY
	1/30/65	Iona 69 • Fairleigh Dickinson 66	Teaneck, NJ	1997-98	11/15/97	Iona 95 • Morgan State 92	Baltimore, MD
1965-66	1/8/66	Fordham 65 • Iona 60	New York, NY		12/5/97	Manhattan 64 • Iona 62	Riverdale, NY
1966-67	1/3/67	Canisius 80 • Iona 71	New York, NY		2/1/98	Iona 83 • Siena 82	New Rochelle, NY
	1/21/67	Seton Hall 81 • Iona 74	South Orange, NJ	1998-99	1/8/99	Iona 82 • Rider 77	New Rochelle, NY
	3/4/67	Rider 66 • Iona 63	New Rochelle, NY	1999-00	12/23/99	St. Francis (NY) 100 • Iona 98	Brooklyn Hgts, NY
1970-71	1/16/71	Iona 81 • Scranton 77	Scranton, PA		1/13/00	Rider 89 • Iona 84	New Rochelle, NY
	2/11/71	Iona 80 • Bridgeport 79	Bridgeport, CT		1/24/00	Iona 96 • Siena 92	Albany, NY
1971-72	2/26/72	*** LeMoyne 90 • Iona 88	Syracuse, NY	2000-01	12/6/00	Iona 89 • Fairfield 83	Fairfield, CT
1972-73	1/20/73	** Seton Hall 91 • Iona 90	South Orange, NJ		12/28/00	Iona 100 • Niagara 90	New Rochelle, NY
	2/12/73	Iona 70 • Fairfield 65	White Plains, NY	2001-02	12/6/01	Iona 82 • Fairfield 78	Bridgeport, CT
1973-74	12/4/73	Iona 106 • Siena 98	White Plains, NY		1/3/02	Siena 79 • Iona 70	New Rochelle, NY
	1/5/74	Iona 74 • Hofstra 72	White Plains, NY		1/9/02	Rider 82 • Iona 79	New Rochelle, NY
	1/30/74	Seton Hall 85 • Iona 82	White Plains, NY	2002-03	12/5/02	Fairfield 83 • Iona 78	Bridgeport, CT
1974-75	11/30/74	** Iona 94 • Marist 90	New Rochelle, NY		2/16/03	** Iona 80 • Manhattan 77	New Rochelle, NY
	2/5/75	Fairfield 71 • Iona 70	New Rochelle, NY	2003-04	3/6/04	Niagara 106 • Iona 92	Albany, NY
1975-76	12/6/75	Iona 75 • Columbia 73	New York, NY	2004-05	1/30/05	*** Canisius 90 • Iona 88	New Rochelle, NY
	1/5/76	Iona 67 • William & Mary 64	New Rochelle, NY	2005-06	1/26/06	Iona 71 • Niagara 69	Lewiston, NY
	2/28/76	Seton Hall 79 • Iona 78	New Rochelle, NY	2006-07	1/14/07	Fairfield 83 • Iona 76	New Rochelle, NY
1976-77	12/1/76	Siena 95 • Iona 87	Loudonville, NY		1/18/07	Canisius 72 • Iona 65	Buffalo, NY
1977-78	2/21/78	St. Francis (NY) 73 • Iona 72	Brooklyn, NY		1/23/07	Fairfield 70 • Iona 67	Bridgeport, CT
1978-79	1/22/79	Iona 84 • Pittsburgh 79	Uniondale, NY	2007-08	1/21/08	Rider 68 • Iona 63	Lawrenceville, NJ
1980-81	1/13/80	Iona 82 • Wagner 80	New Rochelle, NY	2008-09	11/21/08	Wisconsin 60 • Iona 58	St. Thomas, USVI
	1/17/80	Iona 57 • Holy Cross 56	New Rochelle, NY		1/17/09	Iona 78 • Canisius 77	Buffalo, NY
	2/21/80	Iona 68 • Central Con. 66	New Rochelle, NY		2/7/09	Iona 66 • Marist 65	New Rochelle, NY
1981-82	2/20/82	***** Iona 102 • Fairfield 100	Fairfield, CT	2009-10	11/27/09	Baylor 72 • Iona 62	Lake Buena Vista, FL
	3/5/82	Iona 66 • St. Peter's 61	E. Rutherford, NJ	2010-11	11/18/10	** Iona 81 • Richmond 77	New Rochelle, NY
1984-85	12/1/84	Iona 86 • Marist 78	New Rochelle, NY		1/3/11	Iona 100 • Rider 96	Lawrenceville, NJ
	1/5/85	Iona 70 • Monmouth 67	W. Long Branch, NJ		1/30/11	Loyola 88 • Iona 85	Baltimore, MD
	1/9/85	Iona 87 • Detroit 82	Detroit, MI	2011-12	11/23/11	** Iona 104 • Saint Joseph's 99	New Rochelle, NY
	1/12/85	Iona 72 • New Orleans 66	New Orleans, LA		12/7/11	Iona 80 • Denver 78	Denver, CO
1985-86	12/26/85	St. Bonaventure 74 • Iona 72	New Rochelle, NY	2012-13	11/16/12	Quinnipiac 98 • Iona 92	St. Thomas USVI
1986-87	2/21/87	Iona 85 • Fairfield 83	New Rochelle, NY		12/15/12	Iona 81 • Georgia 78	Athens, GA
1986-87	3/2/87	Fairfield 73 • Iona 70	East Rutherford, NJ		1/31/12	Niagara 93 • Iona 90	Lewiston, NY
1987-88	11/19/87	Iona 77 • St. Louis 73	Cork, Ireland		2/7/13	** Marist 105 • Iona 104	New Rochelle, NY
	12/9/87	Seton Hall 92 • Iona 84	South Orange, NJ		2/15/13	** Manhattan 74 • Iona 73	Riverdale, NY
	12/21/87	Texas A&M 78 • Iona 73	San Francisco, CA	2013-14	2/28/14	Manhattan 80 • Iona 77	Riverdale, NY
	1/9/88	** St. Peter's 81 • Iona 76	New Rochelle, NY	2014-15	1/31/15	Iona 68 • Saint Peter's 61	New Rochelle, NY
	2/13/88	Iona 79 • Manhattan 76	New Rochelle, NY	2015-16	12/1/15	Rhode Island 79 • Iona 74	Kingston, RI
1988-89	1/28/89	Iona 65 • Fairfield 60	Fairfield, CT	2016-17	1/14/17	Quinnipiac 97 • Iona 91	Hamden, CT
	2/21/89	Iona 123 • Holy Cross 113	New Rochelle, NY		1/29/17	Iona 69 • Saint Peter's 66	New Rochelle, NY
	2/26/89	Iona 73 • St. Peter's 70	New Rochelle, NY		3/6/17	Iona 87 • Siena 86	Albany, NY
	3/4/89	St. Peter's 77 • Iona 76	E. Rutherford, NJ				

## OVERTIME GAMES

2017-18	12/29/17	Iona 98 • Niagara 93	Lewiston, NY	2022-23	1/20/23	Iona 84 • Manhattan 76	Riverdale, NY
	1/29/18	Fairfield 103 • Iona 100	Bridgeport, CT	2024-25	2/6/25	Iona 70 • Mount St. Mary's 67	Emmitsburg, MD
	2/2/18	** Iona 87 • Quinnipiac 82	New Rochelle, NY		2/23/25	Merrimack 77 • Iona 70	New Rochelle, NY
	2/12/18	Siena 82 • Iona 78	Albany, NY	2025-26	11/22/25	** Iona 91 • Oregon State 84	St. Thomas, USVI
2019-20	11/9/19	La Salle 70 • Iona 64	Philadelphia, PA		2/20/26	Iona 72 • Saint Peter's 64	New Rochelle, NY
	12/17/19	Princeton 90 • Iona 86	Brooklyn, NY		2/22/26	** Merrimack 88 • Iona 86	North Andover, MA
	2/29/20	Niagara 100 • Iona 91	Lewiston, NY				
2021-22	11/13/21	Iona 90 • Harvard 87	New Rochelle, NY				
	1/18/22	Iona 86 • Monmouth 85	W. Long Branch, NJ				

\*\* Two Overtimes \*\*\* Three Overtimes \*\*\*\*\* Five Overtimes

## OVERTIME GAMES VS. OPPONENTS

Opponent	GP	W	L	PCT	Opponent	GP	W	L	PCT
Amherst	1	1	0	1.000	Mount St. Mary's	1	1	0	1.000
Baylor	1	0	1	.000	New Orleans	1	1	0	1.000
Bridgeport	1	1	0	1.000	New York University	1	0	1	.000
Canisius	4	1	3	.250	Niagara	8	4	4	.500
Central Conn.	1	1	0	1.000	Oregon State	1	1	0	1.000
Columbia	1	1	0	1.000	Pittsburgh	1	1	0	1.000
Denver	1	1	0	1.000	Princeton	1	0	1	.000
Detroit	3	2	1	.667	Quinnipiac	3	1	2	.333
Fairfield	16	8	8	.500	Rhode Island	1	0	1	.000
Fairleigh Dickinson	1	1	0	1.000	Rider	6	2	4	.333
Fordham	2	1	1	.500	Richmond	1	1	0	1.000
Georgia	1	1	0	1.000	Saint Joseph's	1	1	0	1.000
Hofstra	1	1	0	1.000	Saint Peter's	7	4	3	.571
Harvard	1	1	0	1.000	Scranton	1	1	0	1.000
Holy Cross	2	2	0	1.000	Seton Hall	6	1	5	.167
Kent State	1	0	1	.000	Siena	10	6	4	.600
La Salle	1	0	1	.000	St. Bonaventure	1	0	1	.000
LeMoyne	2	0	2	.000	St. Francis (NY)	4	2	2	.500
Loyola (IL)	1	0	1	.000	St. John's	1	0	1	.000
Loyola (MD)	3	1	2	.333	St. Louis	1	1	0	1.000
Manhattan	7	3	4	.429	Stetson	1	1	0	1.000
Marist	4	3	1	.750	Texas A&M	1	0	1	.000
Merrimack	2	0	2	.000	Wagner	1	1	0	1.000
Monmouth	2	2	0	1.000	William & Mary	1	1	0	1.000
Morgan State	1	1	0	1.000	Wisconsin	1	0	1	.000
					<b>Totals</b>	<b>123</b>	<b>64</b>	<b>59</b>	<b>.520</b>

# 100+ POINT GAMES

100+ POINTS FOR				OVERALL: 55-6, MAAC: 17-5, H: 37-3, A: 13-2, N: 5-1			
Year	Date	Result	Site	Year	Date	Result	Site
1946-47	N/A	Iona 100 • Patterson Tchrs 57	New Rochelle, NY	1993-94	12/29/93	Iona 101 • St. Francis (NY) 86	New Rochelle, NY
1948-49	12/18/48	Iona 100 • Cortland 58	New Rochelle, NY	1994-95	2/9/95	Siena 115 • Iona 103	New Rochelle, NY!
1951-52	12/28/51	Iona 100 • Bates 77	New Rochelle, NY	1997-98	1/27/98	Iona 100 • St. Francis (NY) 69	Brooklyn, NY
1954-55	12/18/54	Iona 100 • Lafayette 68	White Plains, NY		2/9/98	Iona 102 • Canisius 66	New Rochelle, NY!
1956-57	2/20/57	Iona 100 • Siena 80	White Plains, NY	2000-01	11/28/00	Iona 102 • St. Francis (NY) 94	New Rochelle, NY
1959-60	12/21/59	Iona 100 • Pace 66	New Rochelle, NY		12/2/00	Iona 105 • Bucknell 61	New Rochelle, NY
1964-65	12/1/64	Iona 106 • New York Tech 86	New Rochelle, NY		12/28/00	Iona 100 • Niagara 90	New Rochelle, NY!
1968-69	12/6/68	Iona 100 • Pace 49	Pleasantville, NY	2005-06	2/8/06	Iona 101 • Loyola (Md.) 85	Baltimore, MD!
1969-70	1/10/70	Iona 101 • Saint Peter's 94	New Rochelle, NY		3/5/06	Iona 100 • Marist 84	Albany, NY
1973-74	12/4/73 *	Iona 106 • Siena 98	Bronx, NY	2010-11	1/14/11 *	Iona 100 • Rider 96	Lawrenceville, NJ!
1975-76	11/27/75	Iona 106 • Marist 78	New Rochelle, NY		2/16/11	Iona 102 • Manhattan 65	Riverdale, NY!
1976-77	11/29/76	Iona 103 • St. Lawrence 95	New Rochelle, NY	2011-12	11/23/11 **	Iona 104 • Saint Joseph's 99	New Rochelle, NY
	1/29/77	Iona 102 • St. Francis (NY) 84	New Rochelle, NY		11/28/11	Iona 100 • Long Island 84	New Rochelle, NY
	2/19/77	Iona 107 • South Florida 100	New York, NY		1/8/12	Iona 100 • Marist 78	Poughkeepsie, NY!
	2/23/77	Iona 117 • Long Island 90	New Rochelle, NY		2/2/12	Iona 105 • Canisius 86	New Rochelle, NY!
1977-78	12/5/77	Iona 109 • Buffalo 79	New Rochelle, NY	2012-13	12/13/12	Iona 100 • Norfolk State 72	New Rochelle, NY
	12/17/77	Iona 105 • Auburn 82	New Rochelle, NY		2/7/13 **	Marist 105 • Iona 104	New Rochelle, NY!
	1/6/78	Iona 110 • Pace 78	Pleasantville, NY	2013-14	1/4/14	Iona 118 • Niagara 72	New Rochelle, NY!
1978-79	11/25/78	Iona 107 • St. Lawrence 77	New Rochelle, NY		2/9/14	Iona 101 • Canisius 91	Buffalo, NY!
	11/28/78	Iona 113 • Pace 64	New Rochelle, NY	2014-15	11/26/14	Iona 126 • Delaware State 76	New Rochelle, NY
	12/29/78	Iona 103 • Northeastern 88	New Rochelle, NY	2015-16	12/1/15	Iona 101 • Fairfield 77	New Rochelle, NY
1980-81	12/6/80	Iona 105 • Long Island 94	New Rochelle, NY		12/4/15	Iona 101 • Marist 66	Poughkeepsie, NY
	1/27/81	Iona 109 • Sacred Heart 83	New Rochelle, NY		1/15/16	Monmouth 110 • Iona 102	New Rochelle, NY
1981-82	12/5/81	Iona 110 • Pace 64	New Rochelle, NY	2017-18	1/29/18 *	Fairfield 103 • Iona 100	Bridgeport, CT
	12/30/81	Iona 101 • CCNY 58	New Rochelle, NY		2/25/18	Rider 110 • Iona 101	Lawrenceville, NJ
	2/20/82 *****	Iona 102 • Fairfield 100	Fairfield, CT!	2018-19	1/3/19	Iona 103 • Monmouth 84	New Rochelle, NY
1982-83	1/8/83	Iona 115 • Pace 73	New Rochelle, NY	2025-26	11/11/25	Iona 105 • Kansas City 91	Kansas City, MO
1984-85	1/3/85	Iona 103 • La Salle 73	Philadelphia, PA!				
	1/19/85	Iona 110 • Fairfield 97	New Rochelle, NY!				
1987-88	1/14/88	Iona 106 • Holy Cross 91	New Rochelle, NY!				
1988-89	2/21/89 *	Iona 123 • Holy Cross 113	New Rochelle, NY!				
1990-91	1/22/91	Duquesne 114 • Iona 107	New York, NY				
1991-92	12/21/91	Iona 102 • N.C. State 86	White Plains, NY				
	12/30/91 *	Iona 105 • Stetson 102	Deland, FL				

\* Overtime • \*\* Two Overtimes • \*\*\*\*\* Five Overtimes • ! MAAC Reg Season Game

## MULTIPLE 100+ POINT GAME SEASONS

## 100+ POINT GAME SUPERLATIVES

Year	100+ PF	Year	100+ PF
2011-12	4	1991-92	2
1976-77	4	1984-85	2
2000-01	3	1980-81	2
1981-82	3	2003-04	3
1978-79	3	1988-89	3
1977-78	3	1974-75	3
2017-18	2	2017-18	2
2013-14	2	1999-00	2
2012-13	2	1994-95	2
2010-11	2	1991-92	2
2005-06	2	1977-78	2
1997-98	2	1967-68	2

**Iona Points For Last Time:**  
**Overall:** at UMKC, 11/11/25  
**Home:** vs. MON, 1/3/19  
**Road:** at UMKC, 11/11/25  
**Neutral:** vs. MAR, 3/5/06  
**MAAC:** vs. MON, 1/3/19  
**Non-C:** at UMKC, 11/11/25  
**# Gms Since:** 30 (11/11/25)  
**Longest stretch w/o:**  
 204 gms, 1/3/19 - 11/11/25

**Iona Points Against Last Time:**  
**Overall:** at NIA, 2/29/20  
**Home:** vs. RID, 2/19/17  
**Road:** at NIA, 2/29/20  
**Neutral:** vs. NIA, 3/6/04  
**MAAC:** at NIA, 2/29/20  
**Non-C:** vs. BONA, 12/14/13  
**# Gms Since:** 189 (2/29/20)  
**Longest stretch w/o:**  
 189 gms, 2/29/20 - current

# 100+ POINT GAMES

## 100+ POINTS AGAINST

Year	Date	Result	Site
1955-56	2/8/56	Seton Hall 105 • Iona 87	White Plains, NY
1956-57	12/28/56	Ky.-Wesleyan 105 • Iona 71	Owensboro, KY
1960-61	1/3/61	NYU 100 • Iona 77	White Plains, NY
1967-68	12/9/67	Niagara 100 • Iona 76	Niagara Univ., NY
	1/9/68	Duquesne 100 • Iona 47	Pittsburgh, PA
1968-69	2/15/69	Niagara 104 • Iona 78	New York, NY
1969-70	2/2/70	Jacksonville 110 • Iona 75	Jacksonville, FL
1973-74	12/22/73	Louisiana State 105 • Iona 78	Baton Rouge, LA
1974-75	12/6/74	Hofstra 103 • Iona 81	Hempstead, NY
	2/1/75	Long Island 103 • Iona 80	New Rochelle, NY
	2/14/75	Detroit 111 • Iona 75	Detroit, MI
1976-77	2/19/77	South Florida 100 • Iona 107	New York, NY
1977-78	12/7/77	Holy Cross 105 • Iona 83	New Rochelle, NY
	12/23/77	Kentucky 104 • Iona 65	Lexington, KY
1980-81	12/20/80	Illinois 106 • Iona 84	Knoxville, TN
1981-82	2/20/82	***** Fairfield 100 • Iona 102	Fairfield, CT!
1983-84	12/4/83	Syracuse 102 • Iona 92	Syracuse, NY
1984-85	1/31/85	Holy Cross 102 • Iona 85	Worcester, MA!
1985-86	11/26/85	North Carolina 110 • Iona 67	Chapel Hill, NC
1986-87	1/28/87	La Salle 100 • Iona 85	New Rochelle, NY!
1987-88	1/28/88	La Salle 101 • Iona 83	Philadelphia, PA!
1988-89	11/26/88	Utah 109 • Iona 75	Anchorage, AK
	12/29/88	Kansas 100 • Iona 67	Lawrence, KS
	2/21/89	* Holy Cross 113 • Iona 123	New Rochelle, NY!
1990-91	1/22/91	Duquesne 114 • Iona 107	New York, NY
1991-92	12/30/91	* Stetson 102 • Iona 105	Deland, FL
	1/4/92	La Salle 120 • Iona 88	Philadelphia, PA!
1993-94	2/17/94	Siena 108 • Iona 67	Albany, NY!
1994-95	1/19/95	Siena 100 • Iona 81	Albany, NY!
	2/9/95	Siena 115 • Iona 103	New Rochelle, NY!
1995-96	12/29/95	Kentucky 106 • Iona 79	New York, NY

## OVERALL: 4-42, MAAC: 2-15, H: 1-7, A: 2-27, N: 1-8

Year	Date	Result	Site
1997-98	2/11/98	Siena 104 • Iona 92	Albany, NY!
1999-00	11/27/99	UCLA 105 • Iona 73	Los Angeles, CA
	12/23/99	St. Francis (NY) 100 • Iona 98	Brooklyn, NY
2000-01	1/15/01	Siena 100 • Iona 71	Albany, NY!
2003-04	12/20/03	Connecticut 104 • Iona 54	Hartford, CT
	1/11/04	Niagara 105 • Iona 87	Niagara Univ., NY!
	3/6/04	* Niagara 106 • Iona 92	Albany, NY
2007-08	11/18/07	North Carolina 107 • Iona 72	Chapel Hill, NC
2012-13	2/7/13	** Marist 105 • Iona 104	New Rochelle, NY!
2013-14	12/13/13	St. Bonaventure 102 • Iona 89	New Rochelle, NY
2015-16	1/15/16	Monmouth 110 • Iona 102	New Rochelle, NY
2016-17	2/19/17	Rider 103 • Iona 85	New Rochelle, NY
2017-18	1/29/18	* Fairfield 103 • Iona 100	Bridgeport, CT
	2/25/18	Rider 110 • Iona 101	Lawrenceville, NJ
2019-20	2/29/20	* Niagara 100 • Iona 91	Lewiston, NY

\* Overtime • \*\* Two Overtimes • \*\*\*\*\* Five Overtimes • ! MAAC Reg Season Game

# ONE-POINT GAMES

**OVERALL: 52-60, MAAC: 22-23, H: 23-21, A: 22-24, N: 7-15**

Year	Date	Result	Site	Year	Date	Result	Site
1945-46	N/A	Iona 44 • NY Maritime 43	New Rochelle, NY	1992-93	1/16/93 *	Iona 80 • Fairfield 79	New Rochelle, NY
1946-47	N/A	Iona 57 • Siena 56	New Rochelle, NY	1993-94	1/11/94	Iona 73 • Northeastern 72	New Rochelle, NY
	N/A	Fordham 57 • Iona 56	New Rochelle, NY	1995-96	3/3/96	Canisius 63 • Iona 62	Albany, NY
1948-49	1/15/49	Brooklyn 72 • Iona 71	New Rochelle, NY	1996-97	1/26/97 **	Iona 91 • Niagara 90	New Rochelle, NY
	3/2/49	Iona 66 • Fordham 65	Bronx, NY		2/12/97	Iona 63 • Manhattan 62	Riverdale, NY
1949-50	2/21/50	Iona 41 • Siena 40	New Rochelle, NY	1997-98	2/1/98 *	Iona 83 • Siena 82	New Rochelle, NY
	3/30/50	St. Francis (NY) 62 • Iona 61	New Rochelle, NY	2000-01	12/13/00	Iona 61 • Hofstra 60	New Rochelle, NY
1950-51	1/27/51	Iona 55 • Siena 54	White Plains, NY		12/20/00	Nebraska 81 • Iona 80	Carolina, PR
1954-55	12/29/54	Iona 68 • Fairfield 67	New Rochelle, NY	2001-02	1/30/02	Iona 61 • Canisius 60	Buffalo, NY
1955-56	2/12/56 *	Loyola (Ill.) 75 • Iona 74	White Plains, NY		2/20/02	Iona 77 • Niagara 76	New Rochelle, NY
1956-57	12/15/56	Siena 50 • Iona 49	Loudonville, NY	2002-03	2/9/03	Iona 65 • Siena 64	New Rochelle, NY
	12/20/56	Iona 64 • St. Bonaventure 63	New York, NY		2/23/03	Marist 75 • Iona 74	Poughkeepsie, NY
1957-58	2/5/58	Iona 67 • Loyola (Ill.) 66	New Rochelle, NY	2003-04	2/7/04	Siena 61 • Iona 60	New Rochelle, NY
1962-63	12/28/62	Iona 71 • St. Francis (Pa.) 70	Trenton, NJ	2004-05	12/5/04	Rider 62 • Iona 61	New Rochelle, NY
	2/27/63	Bridgeport 64 • Iona 63	Bridgeport, CT		2/7/05	Iona 67 • Rider 66	Lawrenceville, NJ
1963-64	12/28/63	Iona 81 • Boston Univ. 80	White Plains, NY	2005-06	12/1/05	Iona 71 • Fordham 70	Bronx, NY
	3/3/64	Iona 60 • Fairfield 59	Fairfield, CT		1/3/06	Iona 70 • Fresno State 69	Fresno, CA
1964-65	3/6/65	Iona 83 • Rider 82	New Rochelle, NY	2006-07	1/20/07	Niagara 81 • Iona 80	Lewiston, NY
1967-68	12/7/67	Iona 58 • Le Moyne 57	Syracuse, NY		2/1/07	Siena 61 • Iona 60	Albany, NY
	12/30/67	Rice 61 • Iona 60	Buffalo, NY	2008-09	11/24/08	Southern Miss 64 • Iona 63	St. Thomas, USVI
1968-69	2/8/69	Iona 63 • Long Island 62	New Rochelle, NY		12/5/08	Marist 51 • Iona 50	Poughkeepsie, NY
1970-71	2/11/71 *	Iona 80 • Bridgeport 79	Bridgeport, CT		1/11/09	Rider 70 • Iona 69	Lawrenceville, NJ
1971-72	12/29/71	Iona 68 • Williams 67	Reading, PA		1/17/09 *	Iona 78 • Canisius 77	Buffalo, NY
1972-73	1/20/73 **	Seton Hall 91 • Iona 90	S. Orange, NJ		1/27/09	Siena 69 • Iona 68	Albany, NY
1973-74	2/6/74	Iona 63 • Kings Point 62	New Rochelle, NY		2/7/09 *	Iona 65 • Marist 64	New Rochelle, NY
	3/2/74	Saint Peter's 65 • Iona 64	New Rochelle, NY	2009-10	2/28/10	Iona 49 • Saint Peter's 48	Jersey City, NJ
1974-75	1/16/75	Rider 59 • Iona 58	Lawrenceville, NJ	2010-11	11/12/10	Kent State 73 • Iona 72	Cleveland, OH
	2/5/75 *	Fairfield 71 • Iona 70	New Rochelle, NY	2011-12	11/17/11	Purdue 91 • Iona 90	San Juan, PR
1975-76	1/3/76	Hofstra 75 • Iona 74	New Rochelle, NY		12/17/11	Iona 73 • Vermont 72	VERMONT
	2/21/76	Le Moyne 89 • Iona 88	Syracuse, NY	2012-13	2/7/13 **	Marist 105 • Iona 104	New Rochelle, NY
	2/28/76 *	Seton Hall 79 • Iona 78	New Rochelle, NY		2/15/13 **	Manhattan 74 • Iona 73	Riverdale, NY
1976-77	1/22/77	Iona 68 • Maine 67	Orono, ME		2/23/13	Indiana State 65 • Iona 64	Terre Haute, IN
1977-78	1/14/78	Niagara 82 • Iona 81	Lewiston, NY	2013-14	2/7/14	Iona 90 • Niagara 89	Lewiston, NY
	2/21/78 *	St. Francis (NY) 73 • Iona 72	Brooklyn, NY		3/19/14	Louisiana Tech 89 • Iona 88	Rustin, LA
1978-79	1/2/79	East Carolina 76 • Iona 75	New Rochelle, NY	2014-15	1/16/15	Iona 80 • Niagara 79	Lewiston, NY
1980-81	12/12/80	Iona 73 • Saint Francis (Pa.) 72	New Rochelle, NY		2/22/15	Iona 69 • Monmouth 68	New Rochelle, NY
	1/17/81 *	Iona 57 • Holy Cross 56	New Rochelle, NY	2016-17	3/6/17 *	Iona 87 • Siena 86	Albany, NY
1981-82	11/27/81	Iona 58 • Ohio State 57	Anchorage, AK	2017-18	2/16/18	Niagara 85 • Iona 84	New Rochelle, NY
1982-83	12/30/82	Holy Cross 66 • Iona 65	Worcester, MA	2018-19	11/19/18	Long Beach St. 86 • Iona 85	Las Vegas, NV
	2/24/83	Saint Peter's 70 • Iona 69	New Rochelle, NY		2/8/19	Quinnipiac 66 • Iona 65	New Rochelle, NY
	3/5/83	Fordham 54 • Iona 53	E. Rutherford, NJ	2019-20	1/3/20	Saint Peter's 75 • Iona 74	New Rochelle, NY
1983-84	12/23/83	Fair. Dickinson 74 • Iona 73	New Rochelle, NY		1/12/20	Niagara 70 • Iona 69	New Rochelle, NY
	3/15/84	Virginia 58 • Iona 57	E. Rutherford, NJ		2/19/20	Siena 65 • Iona 64	Albany, NY
1984-85	12/29/84	Iona 55 • Connecticut 54	Storrs, CT		2/21/20	Iona 70 • Rider 69	New Rochelle, NY
	2/2/85	Iona 66 • Fordham 65	New Rochelle, NY		3/4/20	Quinnipiac 69 • Iona 68	New Rochelle, NY
	3/14/85	Loyola (Ill.) 59 • Iona 58	Hartford, CT	2021-22	1/8/22	Saint Louis 68 • Iona 67	St. Louis, MO
1985-86	12/20/85	Iona 71 • Florida 70	Las Vegas, NV		1/18/22 *	Iona 86 • Monmouth 85	W. Long Branch, NJ
	2/1/86	Iona 56 • Fairfield 55	Fairfield, CT		3/9/22	Rider 71 • Iona 70	Atlantic City, NJ
1987-88	1/12/88	Fair. Dickinson 76 • Iona 75	New York, NY	2023-24	2/4/24	Iona 93 • Rider 92	New Rochelle, NY
	2/2/88	Iona 83 • Manhattan 82	Riverdale, NY	2024-25	11/4/25	Princeton 81 • Iona 80	Princeton, NJ
1988-89	11/27/88	Alaska-Anchorage 71 • Iona 70	Anchorage, AK		1/5/25	Iona 74 • Siena 73	Albany, NY
	3/4/89 *	Saint Peter's 77 • Iona 76	E. Rutherford, NJ		1/12/25	Quinnipiac 63 • Iona 62	New Rochelle, NY
1989-90	1/27/90	Fairfield 43 • Iona 42	New Rochelle, NY	2025-26	1/22/26	Iona 61 • Merrimack 60	New Rochelle, NY
1990-91	12/27/90	Hawa'i'i 76 • Iona 75	Honolulu, HI		1/30/26	Fairfield 71 • Iona 70	New Rochelle, NY
	1/26/91 *	Loyola (Md.) 66 • Iona 65	Baltimore, MD				
1991-92	12/14/91 *	Iona 74 • Fordham 73	Bronx, NY				
	2/29/92	Loyola (Md.) 62 • Iona 61	Baltimore, MD				
	3/8/92	Manhattan 79 • Iona 78	Albany, NY				

# ALL-TIME RECORDS BY SCHOOL

Opponent	First	Last	W	L	Opponent	First	Last	W	L	Opponent	First	Last	W	L
Adelphi	1947-48	1/3/55	8	1	Cornell	12/1/95	11/25/24	2	1	Illinois	12/20/80	12/20/80	0	1
Air Force	12/28/79	12/28/79	1	0	Cortland	1947-48	12/30/55	1	2	Illinois State	11/29/98	11/29/98	0	1
Akron	12/20/55	11/21/25	0	6	Creighton	1/27/54	11/28/09	2	1	Indiana State	2/23/13	11/30/24	1	2
Ala.-Birmingham	1/20/79	1/12/80	2	0	Dartmouth	12/13/80	12/13/80	0	1	Iowa State	11/26/05	3/17/16	1	1
Alabama	12/29/89	11/25/21	1	2	Davidson	12/2/94	1/3/04	0	2	Ithaca	1947-48	12/22/57	5	1
Alaska-Anchorage	11/27/88	11/27/88	0	1	Davis & Elkins	12/13/49	12/13/49	1	0	Jackson State	11/24/07	11/24/07	0	1
Alaska-Fairbanks	11/23/97	11/23/97	1	0	Dayton	1/9/54	12/19/13	1	5	Jacksonville	12/21/68	12/28/91	1	2
Albany	12/17/09	11/9/18	3	1	Delaware	12/29/55	12/1/25	7	2	James Madison	12/28/85	12/28/85	1	0
Albright	12/30/71	12/29/72	1	1	Delaware State	11/26/14	11/26/14	1	0	John Carroll	2/3/51	2/6/55	2	1
American	12/13/54	11/30/96	6	0	Denver	12/7/11	11/9/12	2	0	John Marshall	1946-47	1946-47	1	0
American Int'l	2/15/50	2/20/60	4	0	DePaul	12/16/65	2/16/88	0	3	Kansas	2/7/80	11/28/21	1	4
Amherst	12/30/52	2/12/55	2	0	Detroit	12/10/59	12/21/96	3	9	Kansas City	11/11/25	11/11/25	1	0
Appalachian State	11/9/21	11/9/21	1	0	Drake	11/24/16	11/24/16	1	0	Kennesaw State	11/23/19	11/23/19	1	0
Arizona State	1/19/83	1/19/83	1	0	Drew	1945-46	1945-46	1	0	Kent State	12/2/89	11/12/10	0	3
Arkansas	11/30/14	11/30/14	0	1	Drexel	12/28/74	12/28/15	4	2	Kentucky	12/23/77	12/23/05	0	6
Army	1/15/58	1/20/90	21	14	Duke	3/15/18	3/15/18	0	1	Kings Point	1/5/51	2/6/74	10	5
Arnold	1947-48	2/27/52	3	0	Duquesne	1/7/65	11/22/97	4	8	Kutztown St.	12/30/72	12/30/72	1	0
Assumption	1/9/82	1/9/82	1	0	East Carolina	1/19/78	1/2/79	1	1	Ky.-Wesleyan	12/28/56	12/28/56	0	1
Auburn	12/17/77	12/9/78	1	1	East Tenn. St.	12/30/88	3/26/11	1	1	La Salle	2/10/54	11/9/19	6	17
Baldwin-Wallace	2/28/53	12/17/69	2	0	Eastern Michigan	12/9/00	12/9/00	1	0	Lafayette	2/7/53	12/28/93	6	1
Baltimore	11/28/52	1/7/80	2	0	Ellis Island	1945-46	1945-46	0	1	Lawrence Tech	2/14/54	2/14/54	0	1
Bates	12/28/51	12/18/64	2	0	Equitable Life	12/1/48	11/30/51	3	1	Le Moyne	12/21/55	2/21/76	10	14
Baylor	11/27/09	11/27/09	0	1	Evansville	11/26/96	11/26/96	0	1	Lehigh	12/27/63	12/27/63	1	0
Belmont	11/26/21	11/26/21	0	1	Fair. Dickinson	12/29/60	12/2/17	18	11	Liberty	12/20/97	11/19/21	4	0
Belmont Abbey	12/23/79	12/23/79	1	0	Fairfield	1/6/50	1/30/26	78	49	Lipscomb	11/23/02	11/23/02	1	0
Bergen	1945-46	1946-47	4	0	Fla. Atlantic	12/28/92	12/28/92	1	0	Long Beach St.	12/1/79	11/21/23	1	2
Bethune-Cookman	11/20/01	11/26/02	1	1	Fla. Int'l	11/24/02	11/24/02	0	1	Long Island	1/31/59	11/28/11	14	10
Biscayne	1/31/70	1/11/71	0	2	Fla. Southern	12/3/77	12/30/80	2	0	Loras	1947-48	4/1/50	0	2
Boston College	3/3/51	12/30/99	2	1	Florida	12/20/85	3/16/22	1	1	Louisiana State	12/22/73	3/16/06	0	2
Boston Univ.	2/21/59	11/13/09	3	3	Florida Gulf Coast	12/1/13	12/23/14	2	0	Louisiana Tech	1/2/86	3/19/14	0	2
Bridgeport	12/4/48	2/14/77	22	7	Florida State	11/26/09	11/15/16	0	2	Louisville	12/12/57	12/29/07	1	5
Brooklyn	1946-47	12/7/54	6	3	Fordham	1946-47	11/14/25	32	31	Lowell Textile	2/23/50	2/24/51	2	0
Brooklyn Army	1945-46	1945-46	2	0	Fort Monmouth	12/9/49	11/24/51	3	0	Loyola (Ill.)	2/12/56	3/14/85	1	2
Brooklyn Poly	2/25/52	2/25/52	1	0	Fort Slocum	1945-46	1945-46	2	0	Loyola (Md.)	1/5/52	3/1/13	43	13
Brown	12/9/83	12/9/83	1	0	Fresno State	1/3/06	1/3/06	1	0	Maine	2/7/76	3/2/83	4	0
Bryant	11/14/10	12/10/25	1	1	Gannon	3/15/52	3/15/52	1	0	Manhattan	1946-47	3/1/26	67	45
Bucknell	2/4/55	12/2/00	4	2	Geo. Wash.	12/29/82	12/29/82	1	0	Marist	12/3/63	1/4/26	56	21
Buffalo	1/18/74	11/22/23	5	4	George Mason	11/29/03	12/20/14	1	3	Marquette	3/19/52	1/19/88	1	5
BYU	3/13/12	3/13/12	0	1	Georgetown	2/23/57	3/9/80	0	5	Marshall	1/2/54	12/11/11	0	2
California	12/30/90	12/30/90	0	1	Georgia	12/15/12	12/15/12	1	0	Maryland	3/16/00	11/20/11	1	2
Canisius	2/19/55	2/13/26	54	34	Georgia Tech	1/4/83	12/27/98	1	2	Massachusetts	12/27/62	12/30/14	3	11
Cathedral	1945-46	1946-47	3	1	Gonzaga	12/16/60	12/23/90	2	2	McNeese State	1/17/80	1/17/80	1	0
Catholic	12/20/50	2/4/78	3	0	Grambling	12/12/86	12/12/86	1	0	Memphis	1/26/83	12/22/84	0	2
CCNY	12/13/77	12/30/81	2	0	Green Bay	11/24/25	11/24/25	0	1	Merrimack	2/23/25	2/22/26	1	2
Centenary	2/18/78	2/18/78	1	0	Hampton	1/11/96	11/17/09	4	0	Miami (Fla.)	1/7/60	1/7/60	0	1
Central Conn.	2/6/60	2/21/81	2	0	Hartford	1/8/94	11/21/18	1	2	Miami (Ohio)	12/22/01	12/22/01	1	0
Central Michigan	11/27/93	11/26/94	2	0	Harvard	12/28/94	12/29/24	3	1	Midwestern (Tx.)	1/4/56	1/4/56	0	1
Charleston	11/6/23	11/6/23	0	1	Hawa'i	12/1/88	12/21/01	1	2	Milwaukee	2/10/78	1/13/79	2	0
Charlotte	12/18/82	1/13/83	2	0	Hawa'i Pac.	11/27/98	11/27/98	1	0	Monmouth	12/7/82	2/13/22	15	8
Clemson	11/21/97	11/21/97	0	1	High Point	11/20/23	11/20/23	0	1	Montana State	1/1/57	1/1/57	0	1
Cleveland State	11/25/95	11/14/14	2	3	Hillyer	1/10/53	1/10/53	1	0	Montclair	2/2/50	1/12/51	1	1
Coastal Carolina	11/19/17	11/19/17	0	1	Hofstra	1945-46	11/7/25	23	23	Montclair Tchrs	1945-46	1945-46	1	0
Colby	12/20/58	12/28/64	4	1	Holy Cross	12/20/74	12/30/18	16	16	Morehead St.	12/13/86	12/13/86	1	0
Colgate	1/23/80	12/22/24	6	0	Howard	11/23/05	11/23/05	1	0	Morgan State	11/28/83	12/8/20	5	1
Colorado	12/29/19	11/26/23	0	2	Idaho	2/4/99	2/4/99	0	1	Morris	1947-48	1947-48	1	0
Columbia	12/7/73	12/9/18	4	1	Idaho State	12/8/84	12/8/84	1	0	Mount St. Mary's	12/18/47	2/7/26	7	5
Connecticut	12/29/84	3/17/23	1	5	Ill.-Chicago	12/10/83	11/19/12	1	1	N. Arizona	11/15/04	11/15/04	1	0
Coppin State	12/4/86	12/23/20	4	0	Ill.-Wesleyan	12/21/64	12/21/71	4	3	N.C. State	1/21/78	1/2/93	1	3

# ALL-TIME RECORDS BY SCHOOL

Opponent	First	Last	W	L	Opponent	First	Last	W	L	Opponent	First	Last	W	L
Nebraska	3/21/83	12/20/00	0	2	Saint Louis	11/29/87	12/6/22	2	1	West Virginia	11/20/24	11/20/24	0	1
Nevada	2/18/12	11/26/16	2	2	Saint Peter's	1946-47	2/20/26	77	56	Western Michigan	12/22/07	11/18/11	2	1
New Britain St.	12/9/57	2/2/59	2	0	San Francisco	12/11/79	12/22/87	0	3	Wichita State	1/3/80	1/5/89	1	3
New Hampshire	12/12/71	12/15/07	2	2	Santa Clara	12/17/60	11/26/22	0	3	William & Mary	2/14/74	12/21/11	4	1
New Mexico	12/21/49	12/18/22	1	2	Scranton	1/16/71	2/27/74	2	2	Williams	1/3/49	12/29/71	2	0
New Orleans	12/23/78	1/12/85	4	1	Seattle	3/7/51	12/23/22	1	1	Windsor	12/13/63	12/13/63	1	0
New York Tech	12/1/64	12/1/64	1	0	Seton Hall	1/10/51	11/30/20	9	30	Winthrop	11/14/06	11/14/06	0	1
Niagara	2/21/49	2/15/26	56	42	Siena	1946-47	2/5/26	73	55	Wisconsin	11/21/08	11/21/08	0	1
NJIT	12/14/16	12/9/17	2	0	SMU	12/22/22	12/22/22	0	1	Wittenberg	12/28/57	12/28/57	0	1
Norfolk State	11/21/09	12/23/12	3	0	South Carolina	11/29/80	1/14/87	1	1	Wofford	11/16/13	11/18/14	1	1
North Alabama	12/2/77	11/20/21	2	0	South Carolina State	11/23/07	11/23/07	0	1	Xavier (Ohio)	12/17/53	2/16/61	1	4
North Carolina	12/27/83	3/22/19	1	4	South Florida	2/19/77	12/27/08	1	1	Yale	12/12/17	12/12/21	2	1
North Texas	11/23/14	11/23/14	1	0	Southampton	12/14/88	12/14/88	1	0	Yeshiva	1945-46	1946-47	4	0
Northeastern	12/29/78	12/30/04	5	3	Southern Conn.	2/3/87	2/3/87	1	0					
Northern Illinois	1/7/89	11/25/89	2	0	Southern Miss	11/24/08	11/24/08	0	1					
Northern Iowa	12/28/13	12/28/13	0	1	Springfield	12/28/55	12/28/55	0	1					
Northern Kentucky	11/18/17	11/18/17	0	1	Springhill	12/29/50	12/29/50	1	0					
Northwestern	12/21/00	12/21/00	0	1	St. Anselm's	2/25/49	2/25/49	1	0					
Notre Dame	2/1/95	2/1/95	0	1	St. Bonaventure	1/11/55	12/11/22	6	11					
NY Maritime	1945-46	1946-47	3	0	St. Francis (NY)	1945-46	11/28/00	24	19					
NYAC	1947-48	2/4/49	4	0	St. John's	1946-47	12/13/25	3	8					
NYU	1/3/61	2/3/68	2	6	St. Lawrence	11/29/76	11/25/78	3	0					
Ohio	12/10/16	11/13/19	2	2	St. Leo's	12/8/81	12/4/84	2	0					
Ohio State	11/27/81	3/22/13	1	2	St. Mary's (Ca.)	12/30/78	12/27/89	3	0					
Ohio Wesleyan	12/30/53	12/30/64	2	0	St. Mary's (MN)	3/6/51	3/6/51	1	0					
Oklahoma City	2/16/52	2/16/52	1	0	St. Michael's	3/29/50	3/29/50	1	0					
Old Dominion	12/2/91	11/20/07	1	2	Stetson	12/19/63	11/22/19	3	0					
Ole Miss	1/2/57	3/16/01	1	1	Stonehill	2/14/53	2/14/53	1	0					
Oregon	3/17/17	3/17/17	0	1	Syracuse	12/2/78	11/14/17	0	5					
Oregon State	11/17/15	11/22/25	1	1	Tampa	1/28/70	1/28/70	0	1					
Pace	12/6/57	1/8/83	22	1	Tarleton State	11/29/24	11/29/24	1	0					
Pacific	12/22/58	12/22/58	0	1	Temple	1/30/54	1/30/54	1	0					
Panzer	1945-46	2/28/55	0	3	Tenn. State	12/22/61	12/22/61	0	1					
Patterson Tchrs	1945-46	1946-47	3	0	Tennessee	12/19/80	12/29/90	0	2					
Pennsylvania	3/9/79	11/7/22	2	3	Texas A&M	11/30/79	12/21/87	1	2					
Pepperdine	12/25/22	12/25/22	1	0	Texas Southern	12/16/15	12/16/15	1	0					
Pittsburgh	1/22/79	1/21/80	1	1	Toronto	12/11/54	12/6/62	8	0					
Portland	12/18/58	12/18/58	0	1	Towson	12/22/16	12/22/16	0	1					
Portland State	11/25/05	11/25/05	1	0	Tulsa	12/8/15	12/8/15	0	1					
Pratt	1947-48	1/11/49	2	0	TX-Wesleyan	1/27/50	1/27/50	1	0					
Princeton	12/3/88	11/18/25	2	9	UC Santa Barbara	12/22/15	12/21/16	1	1					
Providence	1947-48	11/24/18	3	2	UCLA	11/27/99	11/27/99	0	1					
Puerto Rico	12/7/49	12/22/00	2	0	UNLV	1/30/79	12/21/85	1	2					
Purdue	11/17/11	11/17/11	0	1	Utah	11/26/88	11/26/88	0	1					
Queens	1946-47	12/8/58	13	0	Utah State	12/1/78	12/1/78	1	0					
Quinnipiac	11/16/12	12/5/25	14	12	Utica	2/9/82	2/9/82	1	0					
Radford	11/29/89	1/3/91	1	1	Valparaiso	11/22/08	11/15/15	2	1					
Regis	3/21/49	3/21/49	0	1	Vanderbilt	11/28/80	12/31/07	0	2					
Rhode Island	11/30/91	12/21/17	3	11	VCU	3/6/72	12/1/18	2	5					
Rice	12/30/67	12/1/24	0	2	Vermont	2/28/70	12/20/25	8	3					
Richmond	12/28/96	12/14/11	3	0	Villanova	12/2/50	3/3/54	0	4					
Rider	2/8/50	2/27/26	48	31	Virginia	3/15/84	3/15/84	0	1					
Roanoke	11/30/50	12/4/68	8	0	Wabash	12/22/55	12/22/55	0	1					
Robert Morris	12/3/83	11/29/08	1	2	Wagner	1/9/56	12/3/02	30	5					
Rutgers	3/11/82	12/8/12	1	3	Wake Forest	11/17/12	11/21/14	2	0					
Sacred Heart	1/27/81	3/5/26	4	3	Washington St.	11/29/81	11/29/81	1	0					
Saint Francis (Pa.)	2/11/50	12/10/23	10	6	Webb Institute	1945-46	1/8/49	3	0					
Saint Joseph's	1946-47	12/16/23	1	5	Weber State	11/25/16	11/17/17	2	0					

# ALL-TIME RECORDS BY CONFERENCE

School	W	L	Last Meet	School	W	L	Last Meet	School	W	L	Last Meet	School	W	L	Last Meet
<b>America East Conference (20-7, .741)</b>				<b>Big East Conference (20-67, .230)</b>				<b>Ivy League (16-17, .485)</b>				<b>Ohio Valley Conference (1-1, .500)</b>			
Albany	3	1	11/9/18	Connecticut	1	5	3/17/23	Brown	1	0	12/9/83	Morehead St.	1	0	12/13/86
Bryant	1	1	12/10/25	Creighton	2	1	11/28/09	Columbia	4	1	12/9/18	Tenn. State	0	1	12/22/61
Maine	4	0	3/2/83	DePaul	0	3	2/16/88	Cornell	2	1	11/25/24	<b>Patriot League (106-49, .684)</b>			
New Hampshire	2	2	12/15/07	Georgetown	0	5	3/9/80	Dartmouth	0	1	12/13/80	American	6	0	11/30/96
NJIT	2	0	12/9/17	Marquette	1	5	1/19/88	Harvard	3	1	12/29/24	Army	21	14	1/20/90
Vermont	8	3	12/20/25	Providence	3	2	11/24/18	Pennsylvania	2	3	11/7/22	Boston Univ.	3	3	11/13/09
<b>American Conference (10-10, .500)</b>				Seton Hall	9	30	11/30/20	Princeton	2	9	11/18/25	Bucknell	4	2	12/2/00
Ala.-Birmingham	2	0	1/12/80	St. John's	3	8	12/13/25	Yale	2	1	12/12/21	Colgate	6	0	12/22/24
Charlotte	2	0	1/13/83	Villanova	0	4	3/3/54	<b>Metro Conference (535-355, .601)</b>				Holy Cross	16	16	12/30/18
East Carolina	1	1	1/2/79	Xavier (Ohio)	1	4	2/16/61	Canisius	54	34	2/13/26	Lafayette	6	1	12/28/93
Fla. Atlantic	1	0	12/28/92	<b>Big Sky Conference (5-2, .714)</b>				Fairfield	78	49	1/30/26	Lehigh	1	0	12/27/63
Memphis	0	2	12/22/84	Idaho	0	1	2/4/99	Manhattan	67	45	3/1/26	Loyola (Md.)	43	13	3/1/13
North Texas	1	0	11/23/14	Idaho State	1	0	12/8/84	Marist	56	21	1/4/26	<b>Southeastern Conference (7-21, .250)</b>			
Rice	0	2	12/1/24	Montana State	0	1	1/1/57	Merrimack	1	2	2/22/26	Alabama	1	2	11/25/21
South Florida	1	1	12/27/08	N. Arizona	1	0	11/15/04	Mount St. Mary's	7	5	2/7/26	Arkansas	0	1	11/30/14
Temple	1	0	1/30/54	Portland State	1	0	11/25/05	Niagara	56	42	2/15/26	Auburn	1	1	12/9/78
Tulsa	0	1	12/8/15	Weber State	2	0	11/17/17	Quinnipiac	14	12	12/5/25	Florida	1	1	3/16/22
Wichita State	1	3	1/5/89	<b>Big South Conference (1-3, .250)</b>				Rider	48	31	2/27/26	Georgia	1	0	12/15/12
<b>Atlantic 10 Conference (63-101, .384)</b>				High Point	0	1	11/20/23	Sacred Heart	4	3	3/5/26	Kentucky	0	6	12/23/05
Davidson	0	2	1/3/04	Radford	1	1	1/3/91	Saint Peter's	77	56	2/20/26	Louisiana State	0	2	3/16/06
Dayton	1	5	12/19/13	Winthrop	0	1	11/14/06	Siena	73	55	2/5/26	Ole Miss	1	1	3/16/01
Duquesne	4	8	11/22/97	<b>Big Ten Conference (3-15, .167)</b>				<b>Mid-American Conference (18-27, .400)</b>				South Carolina	1	1	1/14/87
Fordham	32	31	11/14/25	Illinois	0	1	12/20/80	Akron	0	6	11/21/25	Tennessee	0	2	12/29/90
Geo. Wash.	1	0	12/29/82	Maryland	1	2	11/20/11	Buffalo	5	4	11/22/23	Texas A&M	1	2	12/21/87
George Mason	1	3	12/20/14	Nebraska	0	2	12/20/00	Central Michigan	2	0	11/26/94	Vanderbilt	0	2	12/31/07
La Salle	6	17	11/9/19	Northwestern	0	1	12/21/00	Eastern Michigan	1	0	12/9/00	<b>Southern Conference (2-2, .500)</b>			
Loyola (Ill.)	1	2	3/14/85	Ohio State	1	2	3/22/13	Kent State	0	3	11/12/10	East Tenn. St.	1	1	3/26/11
Rhode Island	3	11	12/21/17	Oregon	0	1	3/17/17	Massachusetts	3	11	12/30/14	Wofford	1	1	11/18/14
Richmond	3	0	12/14/11	Purdue	0	1	11/17/11	Miami (Ohio)	1	0	12/22/01	<b>Southland Conference (5-1, .833)</b>			
Saint Joseph's	1	5	12/16/23	Rutgers	1	3	12/8/12	Northern Illinois	2	0	11/25/89	McNeese State	1	0	1/17/80
Saint Louis	2	1	12/6/22	UCLA	0	1	11/27/99	Ohio	2	2	11/13/19	New Orleans	4	1	1/12/85
St. Bonaventure	6	11	12/11/22	Wisconsin	0	1	11/21/08	Western Michigan	2	1	11/18/11	<b>Southwestern Athletic Conference (3-2, .600)</b>			
VCU	2	5	12/1/18	<b>Big West Conference (3-5, .375)</b>				<b>Mid-Eastern Athletic Conference (14-2, .875)</b>				Bethune-Cookman	1	1	11/26/02
<b>Atlantic Coast Conference (9-30, .231)</b>				Hawa'i'i	1	2	12/21/01	Coppin State	4	0	12/23/20	Grambling	1	0	12/12/86
Boston College	2	1	12/30/99	Long Beach St.	1	2	11/21/23	Delaware State	1	0	11/26/14	Jackson State	0	1	11/24/07
California	0	1	12/30/90	UC Santa Barbara	1	1	12/21/16	Howard	1	0	11/23/05	Texas Southern	1	0	12/16/15
Clemson	0	1	11/21/97	<b>Coastal Athletic Association (55-39, .585)</b>				Morgan State	5	1	12/8/20	<b>Summit League (3-0, 1.000)</b>			
Duke	0	1	3/15/18	Charleston	0	1	11/6/23	Norfolk State	3	0	12/23/12	Denver	2	0	11/9/12
Florida State	0	2	11/15/16	Drexel	4	2	12/28/15	South Carolina State	0	1	11/23/07	Kansas City	1	0	11/11/25
Georgia Tech	1	2	12/27/98	Hampton	4	0	11/17/09	<b>Missouri Valley Conference (5-8, .385)</b>				<b>Sun Belt Conference (3-6, .333)</b>			
Louisville	1	5	12/29/07	Hofstra	23	23	11/7/25	Belmont	0	1	11/26/21	Appalachian State	1	0	11/9/21
Miami (Fla.)	0	1	1/7/60	Monmouth	15	8	2/13/22	Drake	1	0	11/24/16	Coastal Carolina	0	1	11/19/17
N.C. State	1	3	1/2/93	Northeastern	5	3	12/30/04	Evansville	0	1	11/26/96	James Madison	1	0	12/28/85
North Carolina	1	4	3/22/19	Towson	0	1	12/22/16	Ill.-Chicago	1	1	11/19/12	Marshall	0	2	12/11/11
Notre Dame	0	1	2/1/95	William & Mary	4	1	12/21/11	Illinois State	0	1	11/29/98	Old Dominion	1	2	11/20/07
Pittsburgh	1	1	1/21/80	<b>Conference USA (12-5, .706)</b>				Indiana State	1	2	11/30/24	Southern Miss	0	1	11/24/08
SMU	0	1	12/22/22	Delaware	7	2	12/1/25	Northern Iowa	0	1	12/28/13	<b>West Coast Conference (9-12, .429)</b>			
Syracuse	0	5	11/14/17	Fla. Int'l	0	1	11/24/02	Valparaiso	2	1	11/15/15	Gonzaga	2	2	12/23/90
Virginia	0	1	3/15/84	Kennesaw State	1	0	11/23/19	<b>Mountain West Conference (7-6, .538)</b>				Oregon State	1	1	11/22/25
Wake Forest	2	0	11/21/14	Liberty	4	0	11/19/21	Air Force	1	0	12/28/79	Pacific	0	1	12/22/58
<b>Atlantic Sun Conference (9-2, .818)</b>				Louisiana Tech	0	2	3/19/14	Fresno State	1	0	1/3/06	Pepperdine	1	0	12/25/22
Florida Gulf Coast	2	0	12/23/14	<b>Horizon League (8-16, .333)</b>				Nevada	2	2	11/26/16	Portland	0	1	12/18/58
Jacksonville	1	2	12/28/91	Cleveland State	2	3	11/14/14	New Mexico	1	2	12/18/22	Portland	0	1	12/18/58
Lipscomb	1	0	11/23/02	Detroit	3	9	12/21/96	UNLV	1	2	12/21/85	San Francisco	0	3	12/22/87
North Alabama	2	0	11/20/21	Green Bay	0	1	11/24/25	Utah State	1	0	12/1/78	Santa Clara	0	3	11/26/22
Stetson	3	0	11/22/19	Milwaukee	2	0	1/13/79	<b>Nebraska Valley Conference (5-8, .385)</b>				Seattle	1	1	12/23/22
<b>Big 12 Conference (3-11, .214)</b>				Northern Kentucky	0	1	11/18/17	Central Conn.	2	0	2/21/81	St. Mary's (Ca.)	3	0	12/27/89
Arizona State	1	0	1/19/83	Robert Morris	1	2	11/29/08	Fair. Dickinson	18	11	12/2/17	Washington St.	1	0	11/29/81
Baylor	0	1	11/27/09	<b>Western Athletic Conference (1-0, 1.000)</b>				Le Moyne	10	14	2/21/76	Tarleton State	1	0	11/29/24
BYU	0	1	3/13/12	Cleveland State	2	3	11/14/14	Long Island	14	10	11/28/11				
Colorado	0	2	11/26/23	Detroit	3	9	12/21/96	Saint Francis (Pa.)	10	6	12/10/23				
Iowa State	1	1	3/17/16	Green Bay	0	1	11/24/25	Stonehill	1	0	2/14/53				
Kansas	1	4	11/28/21	Milwaukee	2	0	1/13/79	Wagner	30	5	12/3/02				
Utah	0	1	11/26/88	Northern Kentucky	0	1	11/18/17								
West Virginia	0	1	11/20/24	Robert Morris	1	2	11/29/08								

# IONA VS. RANKED OPPONENTS

Date	Rk.	Opponent	Location	Result	Date	Rk.	Opponent	Location	Result
Nov. 30, 1979	14	Texas A&M	Anchorage, AK	W, 78-62	Dec. 27, 2002	22	North Carolina	Madison Sq. Garden	W, 65-56
Dec. 2, 1979	2	Kentucky	Anchorage, AK	L, 50-57	Dec. 20, 2003	1	Connecticut	Hartford, CT	L, 54-104
Jan. 5, 1980	18	Georgetown	Washington, DC	L, 84-95	Nov. 26, 2005	23	Iowa State	Ames, IA	W, 89-72
Feb. 21, 1980	7	Louisville	Madison Sq. Garden	W, 77-60	Dec. 23, 2005	19	Kentucky	Louisville, KY	L, 67-73
Mar. 9, 1980	11	Georgetown	Providence, RI	L, 71-74	Mar. 16, 2006	18	LSU	Jacksonville, FL	L, 64-80
Jan. 26, 1983	5	Memphis	Madison Sq. Garden	L, 88-94	Nov. 18, 2007	1	North Carolina	Chapel Hill, NC	L, 72-107
Dec. 27, 1983	1	North Carolina	Madison Sq. Garden	L, 67-110	Dec. 31, 2007	15	Vanderbilt	Nashville, TN	L, 73-97
Dec. 22, 1984	3	Memphis	Memphis, TN	L, 62-76	Nov. 21, 2008	22	Wisconsin	St. Thomas, USVI	L, 58-60 OT
Mar. 14, 1985	16	Loyola (Ill.)	Hartford, CT	L, 58-59	Dec. 20, 2008	17	Ohio State	Columbus, OH	L, 53-71
Nov. 26, 1985	1	North Carolina	Chapel Hill, NC	L, 67-110	Dec. 27, 2009	11	Connecticut	Hartford, CT	L, 74-93
Dec. 10, 1985	15	Louisville	Louisville, KY	L, 75-88	Dec. 18, 2010	5	Syracuse	Syracuse, NY	L, 77-83
Dec. 21, 1985	12	UNLV	Las Vegas, NV	L, 63-82	Mar. 22, 2013	7	Ohio State	Dayton, OH	L, 70-95
Dec. 19, 1986	18	Kentucky	Lexington, KY	L, 59-75	Nov. 18, 2013	5	Kansas	Lawrence, KS	L, 66-86
Feb. 18, 1987	4	DePaul	Madison Sq. Garden	L, 82-96	Nov. 30, 2014	25	Arkansas	Fayetteville, AR	L, 77-94
Dec. 29, 1988	20	Kansas	Lawrence, KS	L, 67-100	Mar. 17, 2016	22	Iowa State	Denver, CO	L, 81-94
Jan. 11, 1989	13	Seton Hall	White Plains, NY	L, 58-74	Mar. 17, 2017	9	Oregon	Sacramento, CA	L, 77-93
Feb. 8, 1989	20	Georgia Tech	Madison Sq. Garden	L, 69-78	Mar. 15, 2018	5	Duke	Pittsburgh, PA	L, 67-89
Dec. 29, 1989	22	Alabama	Santa Clara, CA	L, 39-78	Mar. 22, 2019	3	North Carolina	Columbus, OH	L, 73-88
Feb. 3, 1990	15	La Salle	Philadelphia, PA	L, 73-89	Mar. 20, 2021	6	Alabama	Indianapolis, IN	L, 55-68
Feb. 16, 1990	14	La Salle	New Rochelle, NY	L, 78-85	Nov. 25, 2021	10	Alabama	Lake Buena Vista, FL	W, 72-68
Dec. 7, 1991	6	Seton Hall	East Rutherford, NJ	L, 72-88	Nov. 28, 2021	3	Kansas	Lake Buena Vista, FL	L, 83-96
Dec. 10, 1992	6	Seton Hall	White Plains, NY	L, 61-75	Mar. 17, 2023	10	Connecticut	Albany, NY	L, 63-87
Dec. 29, 1995	2	Kentucky	Madison Sq. Garden	L, 79-106	Dec. 13, 2025	21	St. John's	New York, NY	L, 64-91
Nov. 21, 1997	5	Clemson	Fairbanks, AK	L, 49-79					
Mar. 13, 1998	22	Syracuse	Lexington, KY	L, 61-63					
Nov. 27, 1999	13	UCLA	Los Angeles, CA	L, 73-105					
Mar. 16, 2000	20	Maryland	Minneapolis, MN	L, 59-74					

## VERSUS NO. 1

Date	Rk.	Opponent	Location	Result
Dec. 27, 1983	1	North Carolina	Madison Square Garden	L, 67-110
Nov. 26, 1985	1	North Carolina	Chapel Hill, NC	L, 67-110
Dec. 20, 2003	1	Connecticut	Hartford, CT	L, 54-104
Nov. 18, 2007	1	North Carolina	Chapel Hill, NC	L, 72-107

## IN NCAA TOURNAMENT

Date	Rk.	Opponent	Location	Result
Mar. 9, 1980	11	Georgetown	Providence, RI	L, 71-74
Mar. 14, 1985	16	Loyola (Ill.)	Hartford, CT	L, 58-59
Mar. 13, 1998	22	Syracuse	Lexington, KY	L, 61-63
Mar. 16, 2000	20	Maryland	Minneapolis, MN	L, 59-74
Mar. 16, 2006	18	LSU	Jacksonville, FL	L, 64-80
Mar. 22, 2013	7	Ohio State	Dayton, OH	L, 70-95
Mar. 17, 2016	22	Iowa State	Denver, CO	L, 81-94
Mar. 17, 2017	9	Oregon	Sacramento, CA	L, 77-93
Mar. 15, 2018	5	Duke	Pittsburgh, PA	L, 67-89
Mar. 22, 2019	3	North Carolina	Columbus, OH	L, 73-88
Mar. 20, 2021	6	Alabama	Indianapolis, IN	L, 55-68
Mar. 17, 2023	10	Connecticut	Albany, NY	L, 63-87

# ALL-TIME RESULTS BY YEAR

## 1945-46 (17-5) • ARTHUR LOFTUS, CFC

Date	Opponent	Dec.	PF	PA
N/A	Cathedral	L	51	55
N/A	NY Maritime	W	44	43
N/A	Panzer	L	39	62
N/A	Drew	W	77	49
N/A	Bergen	W	68	22
N/A	Webb Institute	W	59	28
N/A	St. Francis (NY)	W	54	47
N/A	Webb Institute	W	65	28
N/A	Fort Slocum	W	64	29
N/A	Panzer	L	40	44
N/A	Yeshiva	W	60	52
N/A	Cathedral	W	57	50
N/A	Brooklyn Army	W	68	61
N/A	NY Maritime	W	67	62
N/A	Fort Slocum	W	65	22
N/A	Bergen	W	71	43
N/A	Brooklyn Army	W	66	46
N/A	Yeshiva	W	49	45
N/A	Ellis Island	L	50	59
N/A	Montclair Tchrs	W	64	40
N/A	Patterson Tchrs	W	48	43
N/A	Hofstra	L	49	58

## 1947-48 (12-12) • JIM MCDERMOTT

Date	Opponent	Dec.	PF	PA
N/A	Pratt	W	70	57
N/A	Fordham	L	49	51
N/A	Cortland	L	27	49
N/A	Arnold	W	56	39
N/A	Brooklyn	W	52	48
N/A	at St. John's	L	46	66
N/A	Mount St. Mary's	L	38	53
N/A	Loras	L	68	75
N/A	NYAC	W	66	63
N/A	St. Joseph's	L	45	72
N/A	Brooklyn	W	53	41
N/A	Morris	W	81	55
N/A	Adelphi	W	63	41
N/A	Hofstra	W	60	52
N/A	St. Francis (NY)	L	39	50
N/A	Ithaca	W	54	42
N/A	Queens	W	53	39
N/A	Siena	L	49	53
N/A	Providence	L	63	67
N/A	NYAC	W	58	53
N/A	Adelphi	W	83	67
N/A	Siena	L	45	51
N/A	Manhattan	L	51	67
N/A	St. John's (OT)	L	55	57

## 1949-50 (21-4) • JIM MCDERMOTT

Date	Opponent	Dec.	PF	PA
12/3	Equitable Life	W	69	66
12/7	Puerto Rico	W	70	34
12/9	at Fort Monmouth	W	55	51
12/13	Davis & Elkins	W	58	49
12/17	Mount St. Mary's	W	59	43
12/19	Adelphi	W	74	60
12/21	vs. New Mexico (N2)	W	62	57
1/4	at Queens	W	44	30
1/6	at Fairfield	W	66	48
1/12	Fort Monmouth	W	86	63
1/14	at Hofstra	L	58	64
1/18	Bridgeport	W	66	57
1/21	vs. Providence (N2)	W	81	70
1/27	vs. TX-Wesleyan (N2)	W	75	61
2/2	Montclair	L	59	61
2/4	Saint Peter's	W	55	52
2/8	Rider	W	57	44
2/11	St. Francis (PA)	W	54	46
2/15	American Int'l	W	60	46
2/21	Siena	W	41	40
2/23	Lowell Textile	W	58	49
3/1	vs. St. Fran. (NY) (N2)	W	74	55
3/29	St. Michael's (N1)	W	71	55
3/30	St. Fran. (NY) (N1)	L	61	62
4/1	Loras (N1)	L	52	55

## 1946-47 (15-8) • PETE CARUSO

Date	Opponent	Dec.	PF	PA
N/A	Siena	W	57	56
N/A	Brooklyn	L	53	63
N/A	at Fordham	L	51	64
N/A	Hofstra	L	53	65
N/A	at St. John's	L	49	71
N/A	Patterson Tchrs	W	100	57
N/A	Queens	W	77	48
N/A	Manhattan	L	62	69
N/A	Bergen	W	77	41
N/A	Bergen	W	77	48
N/A	Cathedral	W	68	42
N/A	Saint Peter's	W	84	51
N/A	NY Maritime	W	69	50
N/A	John Marshall	W	66	57
N/A	St. Francis (NY)	L	41	46
N/A	Yeshiva	W	76	50
N/A	Siena	W	49	45
N/A	Saint Peter's	W	56	43
N/A	Cathedral	W	65	36
N/A	Patterson Tchrs	W	43	39
N/A	St. Joseph's	L	56	58
N/A	Yeshiva	W	63	47
N/A	Fordham	L	56	57

## 1948-49 (17-8) • JIM MCDERMOTT

Date	Opponent	Dec.	PF	PA
12/1	Equitable Life	W	68	57
12/4	Bridgeport	W	74	48
12/7	Adelphi	W	92	66
12/11	NYAC	W	55	47
12/16	Mount St. Mary's	W	82	46
12/18	Cortland	W	100	58
12/22	St. Francis (NY)	L	57	62
1/3	Williams	W	53	49
1/5	Hofstra	W	58	49
1/8	Webb Institute	W	78	35
1/11	Pratt	W	68	34
1/15	Brooklyn	L	71	72
1/19	at Adelphi	W	68	40
1/21	at Bridgeport	W	75	53
1/29	at Manhattan	L	37	53
2/2	Siena	L	45	51
2/4	at NYAC	W	73	66
2/8	Queens	W	76	42
2/11	at Saint Peter's	W	57	51
2/16	at St. Francis (NY)	L	62	66
2/19	at Siena	L	39	48
2/21	at Niagara	L	52	65
2/25	St. Anselm's	W	67	57
3/2	at Fordham	W	66	65
3/21	Regis (N1)	L	51	63

## 1950-51 (18-8) • JIM MCDERMOTT

Date	Opponent	Dec.	PF	PA
11/30	Roanoke	W	55	47
12/2	at Villanova	L	59	77
12/6	at Bridgeport	W	68	46
12/9	Hofstra	W	74	60
12/13	Fairfield	W	54	51
12/16	Equitable Life	L	59	75
12/18	Adelphi	W	64	51
12/20	Catholic	W	71	43
12/29	Springhill	W	57	51
1/5	at King's Point	W	67	54
1/6	vs. St. Fran. (PA) (N2)	L	66	72
1/10	at Seton Hall	L	54	56
1/12	at Montclair	W	72	61
1/27	vs. Siena (N2)	W	55	54
1/31	Queens	W	60	45
2/3	vs. John Carroll (N2)	W	55	51
2/6	at Arnold	W	62	54
2/10	vs. St. Fran. (PA) (N2)	L	48	75
2/14	at Fordham	L	44	49
2/19	at Rider	W	61	54
2/23	Brooklyn	W	59	46
2/24	Lowell Textile	W	85	43
2/28	at Saint Peter's	W	77	62
3/3	vs. Boston College (N2)	W	61	49
3/6	St. Mary's (MN) (N1)	W	54	52
3/7	Seattle (N1)	L	67	69

# ALL-TIME RESULTS BY YEAR

## 1951-52 (16-10) • JIM MCDERMOTT

Date	Opponent	Dec.	Pf	Pa
11/24	Fort Monmouth	W	71	59
11/25	Roanoke	W	65	53
11/30	Equitable Life	W	64	37
12/5	Bridgeport	W	78	56
12/8	at Hofstra	L	39	57
12/15	vs. Seton Hall (N3)	L	60	70
12/19	at Adelphi	W	49	47
12/21	vs. Villanova (N2)	L	57	60
12/28	Bates	W	100	77
1/5	at Loyola (Md.)	W	60	48
1/11	at Fairfield	W	62	52
1/15	at Siena	L	52	61
1/19	Saint Peter's	W	68	53
1/26	vs. Boston College (N2)	L	53	61
2/1	at King's	W	88	75
2/3	at St. Francis (PA)	L	61	69
2/7	at St. Francis (NY)	L	58	64
2/13	at Fordham	L	49	64
2/16	vs. Oklahoma City (N2)	W	48	43
2/20	at Queens	W	61	50
2/23	Rider	W	89	74
2/25	vs. Brooklyn Poly (N3)	W	74	54
2/27	Arnold	W	69	50
3/7	at Brooklyn	L	57	59
3/15	Gannon	W	68	52
3/19	vs. Marquette (N44)	L	59	66

## 1953-54 (11-10) • JIM MCDERMOTT

Date	Opponent	Dec.	Pf	Pa
12/4	Roanoke	W	66	50
12/12	vs. Siena (N3)	L	54	56
12/16	Bridgeport	W	74	61
12/17	vs. Xavier (Ohio) (N2)	W	70	64
12/19	vs. Lafayette (N2)	W	74	61
12/23	at Queens	W	82	54
12/30	vs. Ohio Wesleyan (N2)	W	76	67
1/2	vs. Marshall (N3)	L	81	93
1/6	at Brooklyn	W	73	64
1/9	vs. Dayton (N3)	L	64	68
1/27	vs. Creighton (N2)	W	88	75
1/30	at Temple	W	64	62
2/1	at Fairfield	W	77	63
2/6	at Saint Peter's	L	57	67
2/10	at La Salle	L	69	82
2/14	vs. Lawrence Tech (N2)	L	58	65
2/18	vs. John Carroll (N2)	W	73	60
2/20	at Fordham	L	47	56
2/25	vs. St. Fran. (NY) (N3)	L	61	69
2/27	Seton Hall	L	62	78
3/3	at Villanova (N4)	L	53	65

## 1955-56 (8-14) • JIM MCDERMOTT

Date	Opponent	Dec.	Pf	Pa
12/1	Toronto	W	78	58
12/4	at Fairfield	W	63	49
12/7	Bridgeport	W	84	64
12/15	vs. St. Bonaventure (N2)	L	52	77
12/17	at Queens	W	71	56
12/20	vs. Akron (N7)	L	54	67
12/21	vs. Le Moyne (N7)	L	70	93
12/22	vs. Wabash (N7)	L	62	66
12/28	vs. Springfield (N8)	L	64	74
12/29	vs. Delaware (N8)	W	78	68
12/30	vs. Cortland (N8)	L	55	84
1/4	vs. Midwestern (Tx.) (N2)	L	82	95
1/7	vs. Dayton (N3)	L	64	83
1/9	at Wagner	L	66	74
1/25	vs. Siena (N7)	W	77	66
1/29	Ithaca	W	83	68
2/8	vs. Seton Hall (N2)	L	87	105
2/12	vs. Loyola (IL) (N2) (OT)	L	74	75
2/17	at Le Moyne	L	82	90
2/18	at Siena	L	56	64
2/23	vs. St. Fran. (PA) (N3)	W	97	86
2/28	Saint Peter's	L	70	86

## 1952-53 (17-3) • JIM MCDERMOTT

Date	Opponent	Dec.	Pf	Pa
11/28	Baltimore	W	78	41
12/4	Roanoke	W	75	49
12/6	vs. Siena (N3)	W	68	58
12/10	at Bridgeport	W	65	40
12/12	vs. SFC (NY) (N2) (OT)	W	79	75
12/17	Adelphi	W	57	47
12/26	at Seton Hall	L	54	66
12/30	Amherst	W	61	48
1/3	Brooklyn	W	65	46
1/6	vs. King's (N3)	W	85	54
1/10	Hillyer	W	98	56
1/14	Fairfield	W	78	53
1/17	at Villanova (N4)	L	67	70
2/4	Queens	W	79	52
2/7	vs. Lafayette (N2)	W	63	39
2/11	Ithaca	W	76	56
2/14	Stonehill	W	91	42
2/18	at Fordham	L	51	81
2/26	vs. Manhattan (N3)	W	66	59
2/28	vs. Baldwin-Wallace (N2)	W	84	59

## 1954-55 (10-11) • JIM MCDERMOTT

Date	Opponent	Dec.	Pf	Pa
12/4	Loyola (Md.)	W	73	67
12/7	Brooklyn	W	78	57
12/11	vs. Toronto (N5)	W	79	55
12/13	American	W	42	38
12/16	vs. St. Fran. (PA) (N3)	L	59	88
12/18	vs. Lafayette (N2)	W	100	68
12/22	Queens	W	79	65
12/29	Fairfield	W	68	67
1/3	at Adelphi	L	67	72
1/8	at Siena	L	46	51
1/11	vs. St. Bona. (N3)	L	54	69
1/30	Ithaca	L	68	75
2/4	vs. Bucknell (N2)	W	91	68
2/6	vs. John Carroll (N2)	L	70	77
2/10	at Fordham	L	45	52
2/12	at Amherst (OT)	W	55	52
2/15	at Bridgeport	W	78	58
2/19	at Canisius (N6)	L	48	71
2/24	vs. St. Fran. (NY) (N3)	L	61	65
2/26	at Seton Hall	L	52	75
2/28	vs. Panzer (N7)	L	64	72

## 1956-57 (13-7) • JIM MCDERMOTT

Date	Opponent	Dec.	Pf	Pa
12/4	Toronto	W	92	53
12/15	at Siena	L	49	50
12/18	at Hofstra	W	80	69
12/20	vs. St. Bona. (N3)	W	64	63
12/28	at Ky.-Wesleyan	L	71	105
1/1	Montana State	L	73	90
1/2	Ole Miss (forfeit)	W	2	0
1/5	vs. Xavier (Ohio) (N3)	L	79	82
1/9	Queens	W	77	55
1/12	Saint Peter's	L	82	89
1/15	Fairfield	W	76	59
1/25	American Int'l	W	92	77
1/27	Ithaca	W	77	53
1/30	vs. Wagner (N2)	W	83	69
2/2	at Seton Hall	L	66	80
2/16	Le Moyne	W	76	72
2/20	vs. Siena (N2)	W	100	80
2/23	vs. Georgetown (N9)	L	70	88
2/25	at Bridgeport	W	75	65
2/28	vs. St. Fran. (NY) (N3)	W	94	80

# ALL-TIME RESULTS BY YEAR

1957-58 (18-6) • JIM MCDERMOTT					1959-60 (13-5) • JIM MCDERMOTT					1961-62 (8-11) • JIM MCDERMOTT				
Date	Opponent	Dec.	Pf	Pa	Date	Opponent	Dec.	Pf	Pa	Date	Opponent	Dec.	Pf	Pa
12/3	Toronto	W	74	61	12/3	Roanoke	W	80	46	12/1	Pace	W	73	48
12/6	Pace	W	80	41	12/5	Toronto	W	83	56	12/2	Toronto	W	72	42
12/9	New Britain St.	W	71	63	12/10	vs. Detroit (N3)	L	67	85	12/9	Roanoke	W	83	57
12/12	vs. Louisville (N3)	L	65	89	12/16	vs. Siena (N2)	W	56	41	12/13	NYU	L	65	78
12/18	American Int'l	W	68	63	12/19	vs. Colby (N9)	W	73	59	12/16	Bridgeport	W	84	71
12/20	American	W	74	62	12/21	Pace	W	100	66	12/22	at Tenn. State	L	72	90
12/22	Ithaca	W	84	64	1/7	vs. Miami (Fla.) (N3)	L	67	69	1/3	Fair. Dickinson	L	75	84
12/28	Wittenberg	L	45	49	1/11	at Fairfield	L	47	60	1/6	at Niagara	L	56	73
1/9	vs. Xavier (Ohio) (N3)	L	61	71	1/23	at Fordham	W	57	52	1/10	Saint Peter's (20T)	L	79	82
1/11	at St. Bonaventure	L	54	75	1/30	Bridgeport	W	85	64	1/27	at Le Moyne (OT)	L	58	61
1/15	at Army	W	88	68	2/2	vs. Seton Hall (N2) (OT)	W	71	68	1/31	at Fordham	L	50	72
1/19	at Siena	W	52	43	2/6	Central Conn.	W	58	46	2/3	King's	W	86	44
1/25	Hofstra	L	46	64	2/10	at Wagner	W	77	54	2/10	at Wagner	W	59	50
1/31	vs. Lafayette (N2)	W	81	74	2/13	at Le Moyne	L	44	59	2/12	at Fairfield (OT)	L	85	91
2/5	vs. Loyola (Ill.) (N9)	W	67	66	2/15	at St. Francis (NY)	W	80	44	2/17	at St. Bonaventure	L	67	84
2/9	at Fairfield	W	69	63	2/20	American Int'l	W	75	41	2/22	vs. Detroit (N3) (OT)	L	59	63
2/12	vs. Siena (N2)	W	71	49	2/27	vs. Saint Peter's (N9)	L	57	67	3/3	at St. Francis (NY)	W	69	60
2/14	at Le Moyne	L	44	64	3/2	at Siena	W	66	61	3/6	vs. Seton Hall (N2)	L	64	81
2/19	vs. Seton Hall (N2)	W	79	59						3/10	Siena	W	73	59
2/22	at Wagner	W	62	54										
2/24	Bridgeport	W	90	73										
2/27	vs. SFC (NY) (N3) (20T)	W	82	77										
3/1	vs. Saint Peter's (N9)	W	74	69										
3/4	at Queens	W	92	67										

1958-59 (14-7) • JIM MCDERMOTT					1960-61 (10-11) • JIM MCDERMOTT					1962-63 (12-7) • JIM MCDERMOTT				
Date	Opponent	Dec.	Pf	Pa	Date	Opponent	Dec.	Pf	Pa	Date	Opponent	Dec.	Pf	Pa
12/2	Loyola (Md.)	W	70	60	12/2	Toronto	W	87	41	12/1	at Canisius (N6)	L	61	91
12/4	Roanoke	W	84	56	12/3	Pace	W	80	58	12/6	Toronto	W	92	46
12/8	at Queens	W	84	63	12/10	at Canisius (N6)	L	63	70	12/8	Pace	W	52	35
12/11	vs. Xavier (Ohio) (N3)	L	52	69	12/16	vs. Gonzaga (N10)	L	64	73	12/22	vs. Colby (N9)	W	55	52
12/13	at Siena	W	50	48	12/17	vs. Santa Clara (N10)	L	47	68	12/27	vs. Massachusetts (N12)	L	64	70
12/18	vs. Portland (N3)	L	55	57	12/20	vs. Colby (N9)	L	70	74	12/28	vs. St. Fran. (PA) (N12)	W	71	70
12/20	Colby	W	59	52	12/27	vs. Wagner (N11)	W	61	53	1/3	vs. NYU (N3)	L	60	70
12/22	Pacific	L	63	76	12/28	vs. Le Moyne (N11)	L	60	90	1/10	at Saint Peter's	L	58	69
12/30	Pace	W	76	52	12/29	at Fair. Dickinson	L	58	77	1/14	Fairfield	W	91	69
1/8	vs. St. Bona. (N3)	L	54	68	1/3	vs. NYU (N2)	L	77	100	1/26	at Siena (OT)	W	60	58
1/12	Fairfield	W	99	67	1/9	Fairfield	L	79	94	2/2	at Fordham	L	55	79
1/17	at Seton Hall	L	63	70	1/28	Le Moyne	W	68	63	2/6	at King's Point	W	62	58
1/31	Long Island	W	62	60	1/31	Siena	W	85	52	2/9	Le Moyne	W	57	51
2/2	at New Britain St.	W	75	64	2/11	Seton Hall	L	60	63	2/11	at Detroit	L	58	61
2/9	at Bridgeport	W	83	79	2/13	Bridgeport	W	91	82	2/14	vs. Massachusetts (N3)	W	61	54
2/11	Siena	W	68	42	2/16	vs. Xavier (Ohio) (N3)	L	54	58	2/20	at Fair. Dickinson	W	60	54
2/14	Le Moyne	W	58	54	2/18	Saint Peter's	W	63	61	2/27	at Bridgeport	L	63	64
2/17	Wagner	W	73	68	2/22	Wagner	W	69	54	3/2	vs. St. Fran. (NY) (N9)	L	59	63
2/21	Boston College	L	65	75	2/25	vs. St. Fran. (NY) (N9)	L	52	58	3/9	at Seton Hall	W	83	79
2/26	vs. St. Fran. (NY) (N3)	W	65	58	2/28	Long Island	W	75	60					
2/28	at Saint Peter's	L	60	73	3/4	Siena	L	59	64					

# ALL-TIME RESULTS BY YEAR

## 1963-64 (15-5) • JIM MCDERMOTT

Date	Opponent	Dec.	Pf	Pa
12/2	Pace	W	79	48
12/3	Marist	W	71	54
12/7	at Canisius (N6)	L	72	99
12/13	Windsor	W	78	67
12/19	vs. Stetson (N9)	W	73	46
12/27	vs. Lehigh (N13)	W	66	41
12/28	vs. Boston Univ. (N13)	W	81	80
1/4	at Fordham	L	61	65
1/8	Bridgeport	W	77	56
1/10	Fair. Dickinson	W	68	55
1/25	Siena	W	52	32
1/29	vs. Massachusetts (N3)	W	80	71
2/1	at Le Moyne	L	56	74
2/4	King's	W	82	71
2/8	at St. Francis (NY)	W	68	57
2/12	vs. Niagara (N3)	W	81	64
2/22	vs. Saint Peter's (N14)	L	66	68
2/29	vs. NYU (N9)	L	61	81
3/3	at Fairfield	W	60	59
3/11	vs. Seton Hall (N9)	W	87	82

## 1965-66 (5-16) • JIM MCDERMOTT

Date	Opponent	Dec.	Pf	Pa
12/1	Bridgeport	L	71	73
12/4	Pace	W	61	49
12/16	vs. DePaul (N3)	L	37	82
12/20	vs. Ill.-Wesleyan (N5)	L	76	83
12/29	at Hofstra	L	67	82
1/6	vs. Duquesne (N3)	L	57	74
1/8	at Fordham (OT)	L	55	60
1/11	vs. NYU (N9)	L	58	72
1/22	vs. Seton Hall (N9)	W	68	60
1/26	Fair. Dickinson	L	67	71
1/29	Le Moyne	L	71	83
2/3	vs. Manhattan (N3)	L	59	77
2/6	at Wagner	W	78	71
2/9	vs. Saint Peter's (N9)	L	51	76
2/12	Long Island	L	74	78
2/15	Siena	W	88	61
2/19	vs. Niagara (N9)	L	71	76
2/22	at La Salle (N4)	L	72	94
2/26	at St. Francis (NY)	W	80	58
3/1	at Rider	L	71	86
3/4	King's	L	65	72

## 1967-68 (13-9) • JIM MCDERMOTT

Date	Opponent	Dec.	Pf	Pa
12/2	at Marist	W	91	62
12/7	at Le Moyne	W	58	57
12/9	at Niagara (N6)	L	76	100
12/11	King's	W	63	61
12/14	vs. Hofstra (N3)	W	57	53
12/16	at Long Island	L	55	57
12/20	vs. Ill.-Wesleyan (N9)	W	89	73
12/29	at Canisius (N16)	L	52	54
12/30	vs. Rice (N16)	L	60	61
1/3	Siena	W	57	55
1/9	at Duquesne (N17)	L	47	100
1/13	vs. Saint Peter's (N9)	L	72	83
1/20	at Wagner	W	96	82
1/23	vs. Pace (N9)	W	79	60
2/3	vs. NYU (N9)	W	79	61
2/7	vs. Seton Hall (N9)	L	64	66
2/14	vs. Fair. Dickinson (N9)	W	87	71
2/18	at St. Francis (NY)	W	84	45
2/22	vs. Manhattan (N3)	L	56	72
2/24	at Fordham	L	62	73
2/28	vs. Bridgeport (N9)	W	81	74
3/2	at Rider	W	70	56

## 1964-65 (12-11) • JIM MCDERMOTT

Date	Opponent	Dec.	Pf	Pa
12/1	New York Tech	W	106	86
12/4	vs. St. Fran. (PA) (N12)	L	58	72
12/5	at Rider (N12)	L	56	61
12/9	vs. Marist (N9)	W	96	70
12/18	vs. Bates (N9)	W	92	63
12/21	vs. Ill.-Wesleyan (N9)	W	81	67
12/28	vs. Colby (N5)	W	69	51
12/30	vs. Ohio Wesleyan (N9)	W	80	76
1/7	vs. Duquesne (N3)	W	63	61
1/9	Le Moyne	L	64	67
1/12	Fairfield	L	58	63
1/27	Pace	W	82	73
1/29	at NYU (OT)	L	60	62
1/30	at FDU (OT)	W	69	66
2/3	at Fordham	L	56	74
2/6	at Siena	L	61	65
2/10	vs. St. Bona. (N3)	L	63	74
2/17	at Bridgeport	W	86	66
2/24	vs. St. Fran. (NY) (N9)	W	73	64
2/27	at Saint Peter's	L	65	77
3/2	at King's	L	71	84
3/5	at Seton Hall	L	59	71
3/6	Rider	W	83	82

## 1966-67 (11-10) • JIM MCDERMOTT

Date	Opponent	Dec.	Pf	Pa
12/10	at Hofstra	W	84	70
12/15	vs. Niagara (N9)	L	71	88
12/20	vs. Ill.-Wesleyan (N5)	W	85	79
12/22	Long Island	L	55	57
12/28	vs. Lafayette (N15)	W	65	58
12/29	at Le Moyne (N15)	W	59	45
1/3	vs. Canisius (N3) (OT)	L	71	80
1/5	at Duquesne	W	55	52
1/14	at NYU	W	72	56
1/21	at Seton Hall (OT)	L	74	81
1/25	vs. Wagner (N9)	W	82	70
1/28	Le Moyne	W	65	48
1/31	at Siena	W	69	56
2/11	at Bridgeport	L	53	66
2/14	at Pace	W	90	54
2/18	at Saint Peter's	L	76	97
2/23	vs. Manhattan (N3)	L	72	80
2/25	at Fordham	L	54	61
2/27	at Fair. Dickinson	W	89	73
3/1	vs. St. Fran. (NY) (N9)	L	65	75
3/4	Rider (OT)	L	63	66

## 1968-69 (11-11) • JIM MCDERMOTT

Date	Opponent	Dec.	Pf	Pa
12/4	vs. Roanoke (N9)	W	88	63
12/6	at Pace	W	100	49
12/11	vs. Marist (N9)	W	93	60
12/14	at Hofstra	L	83	85
12/21	Jacksonville	W	84	63
12/30	vs. Ill.-Wesleyan (N9)	W	98	88
1/2	at Fordham	L	70	82
1/6	vs. Fairfield (N9)	L	76	84
1/11	at Saint Peter's	L	68	70
1/18	at Seton Hall	L	57	59
1/25	Wagner	W	79	73
1/28	at King's	L	63	74
1/30	Le Moyne	W	68	59
2/5	at Fair. Dickinson	W	90	62
2/8	vs. Long Island (N9)	W	63	62
2/13	at Massachusetts	L	64	71
2/15	vs. Niagara (N3)	L	78	104
2/18	at Army	L	33	45
2/22	St. Francis (NY)	W	69	51
2/24	at Siena	W	81	66
2/27	vs. Manhattan (N3)	L	59	77
3/1	vs. Duquesne (N9)	L	38	82

# ALL-TIME RESULTS BY YEAR

## 1969-70 (12-12) • JIM MCDERMOTT

Date	Opponent	Dec.	PF	PA
12/3	at Marist	W	72	58
12/6	at Niagara (N6)	L	54	94
12/10	vs. Hofstra (N9)	W	81	75
12/13	Fair. Dickinson	L	69	71
12/17	Baldwin-Wallace	W	69	59
12/20	Siena	W	82	52
12/29	Ill.-Wesleyan	L	86	92
1/3	King's	W	81	75
1/7	at Long Island	L	51	72
1/10	Saint Peter's	W	101	94
1/12	at Fairfield	L	82	88
1/17	Seton Hall	W	89	76
1/24	Massachusetts	L	82	86
1/28	at Tampa	L	73	98
1/31	at Biscayne	L	69	76
2/2	at Jacksonville	L	75	110
2/10	vs. Pace (N9)	W	98	63
2/12	at Army	L	34	60
2/14	at Le Moyne	W	89	81
2/19	vs. Manhattan (N3)	L	57	65
2/21	at St. Francis (NY)	W	78	60
2/23	vs. Bridgeport (N9)	L	72	79
2/26	at Wagner	W	83	75
2/28	at Vermont	W	79	70

## 1971-72 (6-17) • JIM MCDERMOTT

Date	Opponent	Dec.	PF	PA
12/4	at Marist	W	63	56
12/12	New Hampshire	L	48	53
12/17	Siena	L	53	61
12/21	Ill.-Wesleyan	L	73	88
12/29	vs. Williams (N18)	W	68	67
12/30	at Albright (N18)	W	67	65
1/5	vs. Pace (N9)	W	72	70
1/8	Bridgeport	L	83	89
1/11	vs. Hofstra (N9)	L	70	82
1/15	at Seton Hall	L	61	67
1/17	King's	L	74	84
1/22	at Massachusetts	L	56	85
1/26	vs. Saint Peter's (N9)	L	71	80
2/2	vs. Fair. Dickinson (N9)	L	52	59
2/4	at Wagner	W	82	68
2/9	vs. Army (N2)	W	71	69
2/12	at Niagara (N6)	L	83	98
2/18	at St. Francis (NY)	L	84	88
2/22	vs. Scranton (N9)	L	89	91
2/24	at Fairfield	L	66	78
2/26	at Le Moyne (30T)	L	88	90
2/29	at Long Island	L	67	77
3/6	at VCU	L	74	93

## 1973-74 (11-13) • GENE ROBERTI

Date	Opponent	Dec.	PF	PA
12/1	at Marist	W	70	67
12/4	vs. Siena (N9) (OT)	W	106	98
12/7	at Columbia	W	55	51
12/11	at Wagner	W	79	68
12/15	at Massachusetts	L	58	99
12/22	at Louisiana State	L	78	105
1/5	vs. Hofstra (N9) (OT)	W	74	72
1/9	Pace	W	98	81
1/16	vs. Rider (N9)	L	76	89
1/18	at Buffalo	W	81	79
1/19	at Niagara	L	68	89
1/23	at Army	L	53	73
1/30	vs. Seton Hall (N9) (OT)	L	82	85
2/2	at St. Francis (NY)	L	54	79
2/4	at Fairfield	L	47	68
2/6	King's Point	W	63	62
2/9	Fair. Dickinson	W	68	63
2/14	at William & Mary	L	62	64
2/16	at VCU	L	73	94
2/21	vs. Bridgeport (N9)	W	72	69
2/23	at Le Moyne	L	74	79
2/27	Scranton	W	85	78
3/2	vs. Saint Peter's (N9)	L	64	65
3/6	at Long Island	L	73	84

## 1970-71 (10-12) • GENE ROBERTI

Date	Opponent	Dec.	PF	PA
12/3	Marist	W	74	57
12/7	Rider	L	66	70
12/9	Wagner	W	70	65
12/19	at Siena	W	70	64
1/6	Vermont	W	72	66
1/9	at Army	L	42	68
1/11	Biscayne	L	64	68
1/13	at Hofstra	L	61	71
1/16	at Scranton (OT)	W	81	77
1/23	at King's	W	73	62
1/27	at Pace	W	88	68
1/30	Le Moyne	W	67	65
2/1	at Fair. Dickinson	L	49	63
2/4	at Massachusetts	L	51	92
2/11	at Bridgeport (OT)	W	80	79
2/13	Niagara	L	65	90
2/17	at Seton Hall	L	57	82
2/20	St. Francis (NY)	W	67	48
2/24	Fairfield	L	63	83
2/27	at Saint Peter's	L	78	91
3/4	vs. Manhattan (N3)	L	54	63
3/6	Long Island	L	71	73

## 1972-73 (6-16) • GENE ROBERTI

Date	Opponent	Dec.	PF	PA
12/2	Marist	L	49	62
12/6	at Army	W	82	64
12/27	New Hampshire	W	55	47
12/29	at Albright (N18)	L	54	84
12/30	vs. Kutztown St. (N18)	W	54	45
1/3	at Pace	W	75	51
1/9	at Hofstra	L	58	64
1/13	at Saint Peter's	L	70	76
1/17	vs. Le Moyne (N9)	L	58	60
1/20	at Seton Hall (20T)	L	90	91
1/24	at Rider	L	65	79
1/27	at King's Point	L	63	88
1/31	at Fair. Dickinson	L	54	56
2/3	St. Francis (NY)	L	68	72
2/10	vs. Niagara (N9)	L	80	91
2/12	vs. Fairfield (N9) (OT)	W	70	65
2/18	Wagner	W	77	65
2/20	vs. VCU (N9)	L	76	81
2/24	at Scranton	L	81	87
2/28	vs. Long Island (N9)	L	82	90
3/3	at Bridgeport	L	68	73
3/6	at Siena	L	66	77

## 1974-75 (4-19) • GENE ROBERTI

Date	Opponent	Dec.	PF	PA
11/30	Marist (20T)	W	95	90
12/3	at Siena	L	75	88
12/6	at Hofstra	L	81	103
12/11	at Fair. Dickinson	L	62	77
12/20	at Holy Cross	L	46	87
12/23	Wagner	W	72	69
12/28	Drexel	W	66	61
1/4	St. Francis (NY)	W	77	73
1/8	at Pace	L	54	65
1/9	St. Francis (PA)	L	56	72
1/14	Le Moyne	L	58	65
1/16	at Rider	L	58	59
1/18	Saint Peter's	L	80	97
1/22	Buffalo	L	58	75
1/25	at Seton Hall	L	71	95
1/29	at Army	L	60	66
2/1	Long Island	L	80	103
2/5	Fairfield (OT)	L	70	71
2/8	Niagara	L	59	74
2/14	at Detroit	L	75	111
2/19	at Bridgeport	L	68	79
2/22	at St. John's	L	47	74
3/1	Massachusetts	L	72	89

# ALL-TIME RESULTS BY YEAR

## 1975-76 (11-15) • JIM VALVANO

Date	Opponent	Dec.	Pf	Pa
11/29	at Marist	W	77	74
11/27	Marist	W	106	78
12/2	Siena	L	68	75
12/6	at Columbia (OT)	W	75	73
12/9	at Holy Cross	L	80	89
12/11	at Wagner	W	76	66
12/19	at Buffalo	L	76	85
12/20	at Niagara	L	58	76
12/23	Pace	W	97	63
12/30	Fordham	W	74	65
1/3	Hofstra	L	74	75
1/5	William & Mary (OT)	W	67	64
1/7	Fair. Dickinson	W	69	60
1/10	at Long Island	W	66	64
1/17	at St. Francis (NY)	L	62	66
1/19	Detroit	L	81	85
1/24	at Rider	L	58	66
1/27	at Massachusetts	L	72	88
2/7	Maine	W	84	67
2/9	Bridgeport	W	71	60
2/12	at Saint Peter's	L	73	84
2/14	at Drexel	L	62	67
2/18	Army	W	78	67
2/21	at Le Moyne	L	88	89
2/24	at Fairfield	L	62	87
2/28	Seton Hall (OT)	L	78	79
3/2	Georgetown	L	68	76

## 1977-78 (17-10) • JIM VALVANO

Date	Opponent	Dec.	Pf	Pa
11/26	St. Lawrence	W	90	81
11/29	Siena	W	90	83
12/2	vs. N. Alabama (N19)	W	69	67
12/3	at Fla. Southern (N19)	W	51	44
12/5	Buffalo	W	109	79
12/7	Holy Cross	L	83	105
12/13	CCNY	W	92	76
12/17	Auburn	W	105	82
12/23	at Kentucky	L	65	104
12/30	Fair. Dickinson	W	78	61
1/2	at St. Bonaventure	L	85	93
1/6	at Pace	W	110	78
1/11	Detroit	L	79	84
1/14	at Niagara	L	81	82
1/19	at East Carolina	W	96	74
1/21	at N.C. State	L	72	99
1/23	at Fairfield	L	76	78
1/25	St. Francis (PA)	W	86	72
1/28	at Long Island	W	99	78
2/4	Catholic	W	77	73
2/10	Wisc.-Milwaukee	W	81	68
2/15	Army	L	61	63
2/18	Centenary	W	93	83
2/20	Saint Peter's	W	70	57
2/21	at St. Fran. (NY) (OT)	L	72	73
2/25	at Wagner	W	96	83
3/2	vs. St. John's (N20)	L	80	83

## 1979-80 (29-5) • JIM VALVANO

Date	Opponent	Dec.	Pf	Pa
11/30	vs. Texas A&M (N25)	W	78	62
12/1	vs. Long Beach St. (N25)	W	85	75
12/2	vs. Kentucky (N25)	L	50	57
12/8	at St. Mary's (Ca.)	W	79	73
12/11	at San Francisco	L	66	78
12/15	Fair. Dickinson	W	75	58
12/23	Belmont Abbey	W	54	48
12/28	Air Force (N22)	W	64	51
12/29	St. Bona. (N22)	W	75	67
1/3	Wichita State	W	84	70
1/5	at Georgetown	L	84	95
1/7	Baltimore	W	68	51
1/12	at Ala.-Birmingham	W	70	65
1/17	McNeese State	W	76	66
1/19	at Niagara	W	88	74
1/21	at Pittsburgh	L	63	75
1/23	Colgate	W	54	49
1/26	at Holy Cross	W	82	67
1/30	at Wagner	W	77	73
2/2	at Fordham	W	65	59
2/4	Saint Peter's	W	65	62
2/7	vs. Kansas (N3)	W	81	77
2/9	Army	W	67	54
2/11	St. Francis (NY)	W	72	62
2/14	at Manhattan	W	70	57
2/16	at Long Island	W	85	72
2/18	Siena	W	84	72
2/21	vs. Louisville (N3)	W	77	60
2/23	at Fairfield	W	74	53
2/26	Fair. Dickinson (N26)	W	69	53
2/28	vs. Siena (N27)	W	76	70
3/1	vs. Saint Peter's (N27)	W	64	46
3/6	vs. Holy Cross (N28)	W	84	78
3/9	vs. Georgetown (N28)	L	71	74

## 1976-77 (15-10) • JIM VALVANO

Date	Opponent	Dec.	Pf	Pa
11/29	St. Lawrence	W	103	95
12/1	at Siena (OT)	L	87	95
12/4	Columbia	W	84	69
12/8	Wagner	W	77	55
12/18	at Seton Hall	L	83	95
12/21	Holy Cross	L	79	95
12/30	at St. Francis (PA)	L	62	88
1/5	at Fair. Dickinson	L	62	64
1/8	Niagara	W	71	62
1/10	St. John's	W	68	66
1/12	at Detroit	L	67	92
1/15	at Georgetown	L	67	81
1/20	Rider	W	83	63
1/22	at Maine	W	68	67
1/24	at Hofstra	L	68	80
1/26	Fairfield	W	92	87
1/29	St. Francis (NY)	W	102	84
2/2	at Saint Peter's	L	70	87
2/5	at Catholic	W	89	69
2/12	Drexel	W	69	62
2/14	at Bridgeport	W	81	70
2/16	at Army	L	56	62
2/19	vs. South Florida (N3)	W	107	100
2/23	Long Island	W	117	90

## 1978-79 (23-6) • JIM VALVANO

Date	Opponent	Dec.	Pf	Pa
11/25	St. Lawrence	W	107	77
11/28	Pace	W	113	64
12/1	vs. Utah State (N21)	W	73	61
12/2	at Syracuse (N21)	L	76	89
12/6	at Fair. Dickinson	W	81	63
12/9	at Auburn	L	66	74
12/21	vs. Detroit (N3)	L	72	76
12/23	New Orleans	W	75	52
12/29	Northeastern (N22)	W	103	88
12/30	St. Mary's (Ca.) (N22)	W	84	74
1/2	East Carolina	L	75	76
1/6	Wagner	W	82	78
1/10	Niagara	W	78	66
1/13	at Wisc.-Milwaukee	W	88	75
1/17	at Saint Peter's	W	70	68
1/20	Ala.-Birmingham	W	61	59
1/22	vs. Pittsburgh (N23) (OT)	W	84	79
1/24	Fairfield	W	97	89
1/30	at UNLV	L	79	86
2/3	St. Francis (NY)	W	91	70
2/7	vs. Holy Cross (N3)	W	64	62
2/10	at St. Francis (PA)	W	65	63
2/14	at Army	W	55	53
2/17	Long Island	W	81	63
2/19	at Siena	W	70	68
2/24	Fordham	W	79	70
3/1	vs. Seton Hall (N20)	W	80	73
3/3	vs. St. John's (N20)	W	63	57
3/9	Pennsylvania (N24)	L	69	73

# ALL-TIME RESULTS BY YEAR

## 1980-81 (15-14) • PAT KENNEDY

Date	Opponent	Dec.	PF	PA
11/28	vs. Vanderbilt (N29)	L	56	92
11/29	vs. South Carolina (N29)	W	79	69
12/6	Long Island	W	105	94
12/9	Fordham	L	57	68
12/12	St. Fran. (PA) (N22)	W	73	72
12/13	Dartmouth (N22)	L	71	75
12/19	at Tennessee (N30)	L	54	80
12/20	vs. Illinois (N30)	L	84	106
12/26	vs. N.C. State (N31)	L	58	61
12/27	vs. Pennsylvania (N31)	L	66	82
12/30	Fla. Southern	W	89	68
1/3	at Wichita State	L	46	77
1/7	Fairfield	W	60	43
1/10	at Kansas	L	64	94
1/13	Wagner (OT)	W	82	80
1/17	Holy Cross (OT)	W	57	56
1/21	Niagara	W	74	61
1/24	at Siena	L	53	70
1/27	Sacred Heart	W	109	83
1/31	at Army	W	61	58
2/7	at Boston Univ.	L	72	74
2/11	at St. Bonaventure	L	72	87
2/14	at Saint Peter's	W	57	45
2/18	at Louisville	L	57	91
2/21	Central Conn. (OT)	W	68	66
2/26	Manhattan	W	78	62
3/3	at Siena (N26)	W	64	48
3/5	vs. Saint Peter's (N20)	W	41	38
3/7	vs. Long Island (N20)	L	72	77

## 1982-83 (22-9, 8-2 MAAC) • PAT KENNEDY

Date	Opponent	Dec.	PF	PA
12/1	Wagner	W	75	69
12/4	at Dayton	L	59	84
12/7	Monmouth	W	88	61
12/10	Loyola (Md.) (N22)	W	99	76
12/11	American (N22)	W	65	63
12/18	Charlotte	W	83	62
12/23	Maine	W	78	67
12/29	vs. Geo. Wash. (N37)	W	65	57
12/30	at Holy Cross (N37)	L	65	66
1/4	vs. Georgia Tech (N33)	W	81	57
1/8	Pace	W	115	73
1/11	at Marquette	L	78	85
1/13	at Charlotte	W	99	80
1/15	at Army #	W	77	66
1/19	vs. Arizona State (N33)	W	87	77
1/24	at Fairfield #	W	80	73
1/26	vs. Memphis State (N3)	L	88	94
1/31	at New Orleans	L	84	95
2/5	Fordham #	W	66	64
2/8	Manhattan #	L	55	57
2/14	Army #	W	81	72
2/16	at Saint Peter's #	W	72	57
2/19	at Fordham #	W	68	60
2/22	Fairfield #	W	85	71
2/24	Saint Peter's #	L	69	70
2/26	at Manhattan #	W	85	74
3/2	at Maine	W	56	54
3/4	vs. Army (N35)	W	65	53
3/5	vs. Fordham (N35)	L	53	54
3/16	St. Bona. (N36)	W	90	76
3/21	at Nebraska (N36)	L	73	85

## 1984-85 (26-5, 11-3 MAAC) • PAT KENNEDY

Date	Opponent	Dec.	PF	PA
11/27	Hofstra	W	80	72
12/1	Marist (OT)	W	86	78
12/4	St. Leo's	W	97	66
12/7	Bucknell (N22)	W	81	69
12/8	Idaho State (N22)	W	74	69
12/12	St. Francis (NY)	W	72	60
12/15	Duquesne	W	81	67
12/22	at Memphis State	L	62	76
12/28	vs. William & Mary (N41)	W	68	55
12/29	at Connecticut (N41)	W	55	54
1/3	at La Salle # (N4)	W	103	73
1/5	at Monmouth (OT)	W	70	67
1/9	at Detroit (OT)	W	87	82
1/12	at New Orleans (OT)	W	72	66
1/19	Fairfield #	W	110	97
1/23	La Salle #	W	93	77
1/26	at Saint Peter's #	W	52	48
1/29	vs. Fordham # (N33)	W	53	47
1/31	at Holy Cross #	L	85	102
2/2	Fordham #	W	66	65
2/5	vs. Manhattan # (N3)	W	77	69
2/9	at Army #	L	73	76
2/12	Holy Cross #	W	80	58
2/14	Army #	W	47	45
2/16	at Fairfield #	L	71	73
2/20	vs. Manhattan # (N3)	W	84	70
2/24	Saint Peter's #	W	66	60
2/28	vs. Fairfield (N35)	W	95	61
3/2	vs. Army (N35)	W	59	57
3/4	vs. Fordham (N35)	W	57	54
3/14	vs. Loyola (Ill.) (N46)	L	58	59

## 1981-82 (24-9, 7-3 MAAC) • PAT KENNEDY

Date	Opponent	Dec.	PF	PA
11/27	vs. Ohio State (N25)	W	58	57
11/28	vs. Marquette (N25)	L	54	67
11/29	vs. Washington St. (N25)	W	71	58
12/5	Pace	W	110	64
12/8	St. Leo's	W	75	55
12/11	Delaware (N22)	W	59	41
12/12	Northeastern (N22)	W	80	71
12/18	vs. La Salle (N32)	W	95	71
12/22	Dayton	L	78	83
12/30	CCNY	W	101	58
1/2	Army #	W	76	51
1/6	vs. Wichita State (N3)	L	78	97
1/9	Assumption	W	90	76
1/13	Manhattan #	W	80	73
1/16	at Boston Univ.	W	77	68
1/20	at Saint Peter's #	L	85	87
1/23	vs. Marquette (N3)	L	67	75
1/27	Fairfield #	W	78	64
1/30	at Army #	W	66	43
2/2	at Manhattan #	W	69	65
2/6	at Fordham #	L	65	73
2/9	Utica	W	79	57
2/13	Saint Peter's #	L	57	60
2/15	New Orleans	W	74	69
2/18	vs. UNLV (N33)	W	77	73
2/20	at Fairfield # (50T)t	W	102	100
2/24	at Wagner	W	74	69
2/26	Fordham #	W	45	41
3/1	Army (N34)	W	69	53
3/4	vs. Fordham (N35)	W	58	55
3/5	vs. St. Peter's (N35) (OT)	W	66	61
3/11	at Rutgers (N36)	L	51	55

## 1983-84 (23-8, 11-3 MAAC) • PAT KENNEDY

Date	Opponent	Dec.	PF	PA
11/28	Morgan State	W	92	46
12/3	vs. Robert Morris (N21)	W	82	65
12/4	at Syracuse (N21)	L	92	102
12/7	Detroit	W	91	81
12/9	Brown (N22)	W	72	59
12/10	Ill.-Chicago (N22)	W	86	65
12/13	at Marist	W	74	59
12/23	Fair. Dickinson	L	73	74
12/27	vs. North Carolina (N31)	L	61	74
12/29	vs. Fordham (N31)	W	66	60
1/5	vs. Louisville (N3)	L	81	93
1/7	Fordham #	W	59	52
1/11	Manhattan #	W	86	76
1/14	at Army #	W	77	63
1/17	at St. Francis (NY)	W	90	73
1/21	at Fairfield #	W	86	64
1/23	New Orleans	W	80	70
1/26	La Salle #	L	80	95
1/28	Saint Peter's #	W	70	58
2/1	Holy Cross #	W	93	73
2/4	at Fordham #	W	87	74
2/7	at Manhattan #	W	82	59
2/11	Army #	W	74	63
2/15	at Holy Cross # (N38)	W	90	79
2/18	Fairfield #	W	91	88
2/22	at La Salle #	L	79	81
2/25	at Saint Peter's #	L	55	57
2/27	Holy Cross (N39)	W	73	66
3/2	vs. Saint Peter's (N35)	W	59	56
3/3	vs. Fordham (N35)	W	72	61
3/15	vs. Virginia (N40)	L	57	58

## 1985-86 (14-15, 9-5 MAAC) • PAT KENNEDY

Date	Opponent	Dec.	PF	PA
11/26	at North Carolina	L	67	110
11/30	Canisius	L	54	67
12/3	at Hofstra	L	58	60
12/6	Lafayette (N22)	W	75	59
12/7	Gonzaga (N22)	W	74	55
12/10	at Louisville	L	75	88
12/14	at Duquesne (N17)	L	66	91
12/20	vs. Florida (N42)	W	71	70
12/21	at UNLV (N42)	L	63	82
12/26	vs. St. Bona. (N31) (OT)	L	72	74
12/28	vs. James Madison (N31)	W	57	54
12/30	Marist	L	68	87
1/2	vs. Louisiana Tech (N33)	L	54	84
1/6	Saint Peter's #	L	59	63
1/11	at Manhattan #	W	79	73
1/16	La Salle #	W	74	66
1/18	at Army #	W	58	54
1/21	at La Salle # (N4)	L	68	80
1/23	Fairfield #	L	68	80
1/25	vs. Fordham # (N3)	W	81	49
2/1	at Fairfield #	W	56	55
2/4	at Holy Cross #	L	65	74
2/6	Army #	L	71	74
2/8	Manhattan #	W	81	64
2/15	vs. Fordham # (N33)	W	59	44
2/19	Holy Cross #	W	57	52
2/22	at Saint Peter's #	W	45	42
2/27	vs. Army (N35)	W	64	60
3/1	vs. Holy Cross (N35)	L	77	81

# ALL-TIME RESULTS BY YEAR

## 1986-87 (16-14, 8-6 MAAC) • GARY BROKAW

Date	Opponent	Dec.	PF	PA
11/29	at Canisius (N6)	L	64	83
12/2	Hofstra	W	81	66
12/4	Coppin State	W	74	61
12/6	at Marquette	L	79	87
12/12	Grambling (N22)	W	77	65
12/13	Morehead St. (N22)	W	69	66
12/19	at Kentucky (N43)	L	59	75
12/20	vs. Texas A&M (N43)	L	60	67
12/27	Duquesne	L	71	94
12/30	at Marist	W	62	53
1/3	at Saint Peter's #	L	59	74
1/6	at La Salle # (N4)	W	75	68
1/10	at Army #	L	55	58
1/12	Fordham #	W	77	68
1/14	vs. South Carolina (N33)	L	50	75
1/17	Manhattan #	W	75	71
1/20	at Holy Cross #	L	66	72
1/24	at Fairfield #	W	68	64
1/28	La Salle #	L	85	100
1/31	Saint Peter's #	L	67	73
2/3	Southern Conn.	W	88	67
2/7	Army #	W	75	62
2/10	at Fordham #	L	82	85
2/14	at Manhattan #	W	88	81
2/16	Holy Cross #	W	94	75
2/18	vs. DePaul (N3)	L	82	96
2/21	Fairfield # (OT)	W	85	83
2/28	vs. Holy Cross (N35)	W	70	57
3/1	vs. Saint Peter's (N35)	W	66	59
3/2	vs. Fairfield (N35) (OT)	L	70	73

## 1988-89 (15-16, 8-6 MAAC) • GARY BROKAW

Date	Opponent	Dec.	PF	PA
11/25	vs. Kentucky (N25)	L	54	56
11/26	vs. Utah (N25)	L	75	109
11/27	at Ak.-Anchorage (N25)	L	70	71
12/1	Hawa'i	W	77	63
12/3	at Princeton	L	46	49
12/9	Rider (N22)	W	84	79
12/10	St. Fran. (PA) (N22)	W	68	66
12/14	Southampton	W	80	40
12/27	at Hofstra	W	65	60
12/29	at Kansas (N48)	L	67	100
12/30	vs. East Tenn. St. (N48)	L	88	92
1/5	at Wichita State	L	58	78
1/7	at N. Illinois	W	81	48
1/11	vs. Seton Hall (N2)	L	58	74
1/13	at Army #	L	76	78
1/18	Fordham #	W	69	59
1/21	Manhattan #	W	76	63
1/23	La Salle #	L	64	89
1/25	at Holy Cross #	L	70	83
1/28	at Fairfield # (OT)	W	65	60
2/1	at La Salle #	L	62	91
2/4	Saint Peter's #	W	66	57
2/8	vs. Georgia Tech (N3)	L	69	78
2/11	Army #	L	67	72
2/14	at Fordham #	L	58	70
2/18	at Manhattan #	W	63	49
2/21	Holy Cross # (OT)	W	123	113
2/24	Fairfield #	W	63	57
2/26	at Saint Peter's # (OT)	W	73	70
3/2	Holy Cross (N34)	W	76	63

## 1990-91 (17-13, 11-5 MAAC) • GARY BROKAW

Date	Opponent	Dec.	PF	PA
11/24	at Seton Hall	L	69	79
12/1	Fordham	W	64	62
12/7	Wagner (N22)	W	72	67
12/8	Princeton (N22)	L	50	58
12/11	at Hofstra	W	73	69
12/23	at Gonzaga	L	82	91
12/27	at Hawa'i (N51)	L	75	76
12/29	vs. Tennessee (N51)	L	77	93
12/30	vs. California (N51)	L	64	81
1/3	Radford	W	82	70
1/6	at Manhattan #	L	46	65
1/8	La Salle #	W	77	74
1/10	Niagara #	W	70	61
1/12	Canisius #	W	87	58
1/14	at Siena #	W	90	75
1/17	at Saint Peter's #	L	63	68
1/19	Loyola (Md.) #	W	83	56
1/22	vs. Duquesne (N3)	L	107	114
1/26	at Loyola (Md.) # (OT)	L	65	66
1/31	at Niagara #	W	74	64
2/2	at Canisius # (N6)	W	83	77
2/6	Fairfield #	W	80	64
2/9	Siena #	L	80	87
2/14	Manhattan #	W	76	69
2/17	Saint Peter's #	W	81	66
2/21	at Fairfield #	W	72	68
2/23	at La Salle #	L	70	93
3/2	vs. Manhattan (N49)	W	69	54
3/3	vs. Siena (N49) (OT)	W	95	90
3/4	vs. Saint Peter's (N49)	L	58	64

## 1987-88 (11-16, 5-9 MAAC) • GARY BROKAW

Date	Opponent	Dec.	PF	PA
11/29	vs. St. Louis (N47) (OT)	W	77	73
12/2	at Hofstra	W	74	58
12/4	Long Island (N22)	W	89	85
12/5	Drexel (N22)	L	82	99
12/9	at Seton Hall (OT)	L	84	92
12/12	Fairfield #	W	74	55
12/21	vs. Texas A&M (N48) (OT)	L	73	78
12/22	vs. San Francisco (N48)	L	73	91
1/2	at Duquesne (N17)	W	76	72
1/6	at Dayton	W	84	77
1/9	St. Peter's # (20T)	L	76	81
1/12	vs. Fair. Dickinson (N3)	L	75	76
1/14	Holy Cross #	W	106	91
1/19	vs. Marquette (N33)	W	71	56
1/21	at Fordham #	L	67	87
1/23	Army #	W	79	76
1/28	at La Salle # (N4)	L	83	101
2/2	at Manhattan #	W	83	82
2/4	Fordham #	L	59	62
2/6	at Fairfield #	L	75	92
2/9	at Holy Cross #	L	93	98
2/13	Manhattan # (OT)	W	79	76
2/16	at DePaul	L	56	92
2/20	at Army #	L	75	81
2/22	La Salle #	L	86	91
2/28	at Saint Peter's #	L	64	78
3/2	at Holy Cross (N34)	L	86	91

## 1989-90 (13-15, 8-8 MAAC) • GARY BROKAW

Date	Opponent	Dec.	PF	PA
11/25	N. Illinois	W	71	64
11/29	at Radford	L	52	62
12/1	Colgate (N22)	W	70	66
12/2	Kent St. (N22) (OT)	L	69	72
12/6	Princeton	L	41	53
12/9	at Seton Hall	L	67	85
12/12	Hofstra	L	58	72
12/27	at St. Mary's	W	53	49
12/29	vs. Alabama (N50)	L	39	78
12/30	vs. Pennsylvania (N50)	W	52	49
1/2	Gonzaga	W	82	71
1/5	vs. Holy Cross # (N33)	L	60	89
1/11	Canisius #	W	67	65
1/13	Niagara #	W	69	64
1/18	at Siena #	L	59	79
1/20	at Army #	L	56	72
1/23	at Fordham #	L	67	69
1/27	Fairfield #	L	42	43
1/31	at Loyola (Md.) #	W	68	61
2/3	La Salle #	L	73	89
2/6	vs. Manhattan # (N3)	L	54	63
2/10	at Saint Peter's #	W	69	63
2/13	Manhattan #	W	77	72
2/16	at La Salle #	L	78	95
2/18	Loyola (Md.) #	W	80	65
2/20	Saint Peter's #	W	69	67
2/26	at Fairfield # (OT)	W	59	56
3/2	vs. Fordham (N49)	L	66	69

## 1991-92 (14-15, 8-8 MAAC) • GARY BROKAW

Date	Opponent	Dec.	PF	PA
11/26	at Duquesne	L	81	90
11/30	Rhode Island	L	76	81
12/2	Old Dominion	W	86	71
12/7	at Seton Hall (N33)	L	72	88
12/11	Hofstra	W	57	43
12/14	at Fordham (OT)	W	74	73
12/21	vs. N.C. State (N2)	W	102	86
12/28	at Jacksonville	L	85	88
12/30	at Stetson (OT)	W	105	102
1/4	at La Salle #	L	88	120
1/8	at Princeton	L	51	68
1/11	Loyola (Md.) #	W	70	65
1/14	at Saint Peter's #	W	80	66
1/17	at Niagara # (N52)	L	62	88
1/19	at Canisius #	L	79	84
1/22	Siena #	W	65	62
1/27	Niagara #	W	72	63
1/30	Saint Peter's #	W	70	56
2/4	at Manhattan #	W	83	77
2/7	La Salle #	L	79	88
2/11	at Northeastern	L	65	68
2/15	Fairfield #	W	80	70
2/18	Manhattan #	L	69	84
2/22	at Siena # (N53)	L	64	71
2/26	Canisius #	W	85	73
2/29	at Loyola (Md.) #	L	61	62
3/3	at Fairfield #	L	52	76
3/7	vs. Loyola (Md.) (N49)	W	59	53
3/8	vs. Manhattan (N49)	L	78	79

# ALL-TIME RESULTS BY YEAR

## 1992-93 (16-11, 9-5 MAAC) • JERRY WELSH

Date	Opponent	Dec.	Pf	Pa
12/1	Columbia (N54)	W	80	68
12/2	at St. John's (N54)	L	74	90
12/5	at Old Dominion	L	65	78
12/10	vs. Seton Hall (N2)	L	61	75
12/12	Fordham	W	77	58
12/16	vs. Wagner (N33)	W	74	67
12/28	Fla. Atlantic (N22)	W	88	72
12/29	Wagner (N22)	W	98	82
1/2	at N.C. State	L	66	88
1/6	at Rhode Island	L	80	87
1/9	at Hofstra	W	67	54
1/14	at Loyola (Md.) #	W	63	47
1/16	Fairfield # (OT)	W	80	79
1/21	at Canisius #	L	49	68
1/23	at Niagara # (OT)	L	93	99
1/27	Canisius #	W	77	64
1/30	at Manhattan #	L	74	83
2/2	Northeastern	W	82	78
2/6	Saint Peter's #	W	91	73
2/11	Niagara #	W	77	75
2/13	at Siena #	W	88	83
2/15	Manhattan #	L	76	89
2/20	at Saint Peter's #	L	66	76
2/24	Siena #	W	96	90
2/27	Loyola (Md.) #	W	79	61
3/1	at Fairfield #	W	63	57
3/6	vs. Canisius (N49)	L	62	64

## 1994-95 (10-17, 6-8 MAAC) • JERRY WELSH

Date	Opponent	Dec.	Pf	Pa
11/26	Central Michigan	W	99	95
12/2	vs. Davidson (N21)	L	77	88
12/3	vs. Kent State (N21)	L	68	80
12/7	at Rhode Island	L	70	80
12/10	at Fordham	W	70	60
12/17	Wagner	L	76	80
12/28	Harvard (N22)	W	82	57
12/29	Buffalo (N22)	L	78	81
1/4	Manhattan #	W	73	66
1/7	at Hartford	L	82	86
1/10	at Northeastern	L	65	79
1/14	at Fairfield #	L	66	75
1/16	Bucknell	W	65	62
1/19	at Siena #	L	81	100
1/22	Saint Peter's #	L	57	66
1/26	at Canisius #	L	72	87
1/28	at Niagara #	W	74	61
2/1	at Notre Dame	L	58	71
2/4	Loyola (Md.) #	W	68	54
2/9	Siena #	L	103	115
2/11	at Manhattan #	L	67	84
2/14	at Loyola (Md.) #	L	54	68
2/17	Niagara #	W	98	80
2/19	Canisius #	W	84	58
2/23	Fairfield #	L	58	63
2/25	at Saint Peter's #	W	80	77
3/4	vs. Fairfield (N53) (OT)	L	79	81

## 1996-97 (22-8, 11-3 MAAC) • TIM WELSH

Date	Opponent	Dec.	Pf	Pa
11/20	at Seton Hall (N56)	W	79	66
11/26	at Evansville	L	41	44
11/30	American	W	85	72
12/4	Hampton	W	91	72
12/7	at Wagner	L	71	79
12/11	Fair. Dickinson	W	81	58
12/14	at Cornell	W	89	67
12/18	at Fordham	W	71	69
12/21	at Detroit	L	48	69
12/27	Northeastern	W	80	73
12/28	Richmond	W	71	66
1/2	at Rhode Island	W	89	84
1/8	at Loyola (Md.) #	W	85	78
1/12	at Siena #	W	91	58
1/15	Cleveland State	W	98	63
1/18	Fairfield #	W	81	70
1/21	Saint Peter's #	W	78	67
1/23	at Colgate	W	85	68
1/26	Niagara # (20T)	W	91	90
1/31	at Canisius #	L	58	65
2/2	at Niagara #	W	94	70
2/6	Manhattan # (OT)	L	89	98
2/9	Loyola (Md.) #	W	98	88
2/12	at Manhattan #	W	63	62
2/15	at Saint Peter's #	L	65	71
2/18	at Fairfield #	W	74	64
2/21	Canisius #	W	73	62
2/23	Siena #	W	64	58
3/1	vs. Fairfield (N58)	L	71	80
3/12	at Connecticut (N36)	L	66	71

## 1993-94 (7-20, 3-11 MAAC) • JERRY WELSH

Date	Opponent	Dec.	Pf	Pa
11/27	at Central Michigan	W	59	57
11/30	Hofstra	W	80	61
12/4	at Akron	L	66	75
12/8	Rhode Island	L	73	86
12/11	Fordham	L	55	74
12/14	at Seton Hall	L	56	81
12/18	at Wagner	L	81	97
12/28	Lafayette	L	80	88
12/29	St. Francis (NY)	W	101	86
1/3	at Bucknell	L	73	89
1/5	at Loyola (Md.) #	L	84	89
1/8	Hartford	L	72	75
1/11	Northeastern	W	73	72
1/15	Saint Peter's #	W	73	64
1/18	Manhattan #	L	82	89
1/22	at Fairfield #	L	79	82
1/25	at Manhattan #	L	84	99
1/31	Siena #	L	90	94
2/5	at Saint Peter's #	L	67	84
2/10	at Niagara #	W	74	63
2/12	at Canisius #	L	79	88
2/14	Loyola (Md.) #	L	64	88
2/17	at Siena #	L	67	108
2/19	Fairfield #	L	91	94
2/25	Niagara #	W	74	65
2/27	Canisius #	L	83	86
3/5	vs. Manhattan (N49)	L	65	99

## 1995-96 (21-8, 10-4 MAAC) • TIM WELSH

Date	Opponent	Dec.	Pf	Pa
11/25	at Cleveland State	L	62	65
12/1	Cornell (N22)	W	70	64
12/2	American (N22)	W	71	60
12/9	Fordham	W	80	66
12/13	Rhode Island	W	87	78
12/23	Detroit	W	79	76
12/27	vs. St. John's (N55)	W	70	57
12/29	vs. Kentucky (N55)	L	79	106
1/3	at Fair. Dickinson	W	82	66
1/11	at Hampton	W	91	69
1/18	at Loyola (Md.) #	W	87	62
1/21	Canisius #	W	75	72
1/23	at Manhattan #	W	67	49
1/25	Saint Peter's #	W	65	60
1/28	Colgate	W	97	74
1/30	Siena #	W	70	59
2/2	at Niagara #	W	78	59
2/4	at Canisius #	L	54	76
2/8	Niagara #	W	77	69
2/11	Manhattan #	L	50	63
2/13	Saint Peter's #	L	57	86
2/15	at American	W	83	73
2/19	Fairfield #	W	67	61
2/22	at Siena #	W	66	62
2/24	Loyola (Md.) #	W	61	57
2/26	at Fairfield #	L	67	82
3/2	vs. Siena (N49)	W	71	59
3/3	vs. Canisius (N49)	L	62	63
3/14	St. Joseph's (N36)	L	78	82

## 1997-98 (27-6, 15-3 MAAC) • TIM WELSH

Date	Opponent	Dec.	Pf	Pa
11/15	at Morgan St. (OT)	W	95	92
11/21	vs. Clemson (N57)	L	49	79
11/22	vs. Duquesne (N57)	L	62	64
11/23	at Ak.-Fairbanks (N57)	W	85	68
11/29	at Rutgers	W	70	62
12/3	Saint Peter's #	W	90	72
12/5	at Manhattan # (OT)	L	62	64
12/10	at Hofstra	W	78	63
12/14	Fordham	W	80	65
12/20	Liberty	W	84	68
12/28	Wagner	W	92	52
1/3	Fairfield #	W	90	68
1/5	at Providence	W	68	62
1/8	at Rider #	W	90	65
1/10	at Saint Peter's #	W	80	60
1/13	Manhattan #	W	75	72
1/17	vs. Niagara # (N60)	W	81	67
1/19	at Canisius #	W	74	65
1/24	at Marist #	W	87	72
1/27	at St. Francis (NY)	W	100	69
1/29	Rider #	W	69	63
2/1	Siena # (OT)	W	83	82
2/4	at Loyola (Md.) #	L	82	91
2/6	Niagara #	W	86	74
2/9	Canisius #	W	102	66
2/11	at Siena #	L	92	104
2/14	at Fairfield #	W	78	68
2/19	Marist #	W	80	65
2/22	Loyola (Md.) #	W	92	82
2/28	vs. Marist (N49)	W	76	55
3/1	vs. Loyola (Md.) (N49)	W	69	58
3/2	vs. Siena (N49)	W	90	75
3/13	vs. Syracuse (N59)	L	61	63

# ALL-TIME RESULTS BY YEAR

## 1998-99 (16-14, 12-6 MAAC) • JEFF RULAND

Date	Opponent	Dec.	Pf	Pa
11/27	at Hawa'ii Pac. (N61)	W	92	72
11/28	vs. VCU (N61)	W	73	66
11/29	vs. Illinois State (N61)	L	75	83
12/4	at Canisius #	W	84	70
12/6	at Niagara #	L	73	87
12/8	Hofstra	L	61	77
12/12	at Fordham	L	71	73
12/15	St. Francis (NY)	L	68	82
12/20	Morgan State	W	76	69
12/26	vs. Pennsylvania (N55)	L	61	67
12/27	vs. Georgia Tech (N55)	L	65	72
1/2	Loyola (Md.) #	W	83	71
1/5	Massachusetts	W	77	58
1/8	Rider # (OT)	W	82	77
1/10	at Saint Peter's #	W	82	73
1/13	at Loyola (Md.) #	W	71	68
1/15	Manhattan #	W	77	61
1/21	Fairfield #	L	74	88
1/24	at Siena #	L	72	90
1/28	at Rider #	W	81	76
1/30	Canisius #	L	73	75
2/1	Niagara #	W	88	75
2/4	at Idaho	L	67	95
2/7	Marist #	L	89	93
2/10	Saint Peter's #	L	64	67
2/13	at Manhattan #	W	77	61
2/15	at Marist #	W	69	66
2/18	at Fairfield #	W	96	67
2/21	Siena #	W	97	80
2/27	vs. Marist (N58)	L	69	71

## 2000-01 (22-11, 12-6 MAAC) • JEFF RULAND

Date	Opponent	Dec.	Pf	Pa
11/18	at Massachusetts	L	65	67
11/21	at Coppin State	W	78	61
11/25	at Fordham	L	82	85
11/28	St. Francis (NY)	W	102	94
12/2	Bucknell	W	105	61
12/6	at Fairfield #	W	89	83
12/9	vs. E. Michigan (N63)	W	70	57
12/13	Hofstra	W	61	60
12/20	vs. Nebraska (N64)	L	80	81
12/21	vs. Northwestern (N64)	L	67	69
12/22	at Puerto Rico (N64)	W	83	48
12/28	Niagara #	W	100	90
1/3	Morgan State	W	81	72
1/5	Fairfield #	W	79	67
1/8	at Loyola (Md.) #	W	67	61
1/10	at Rider #	L	81	94
1/13	Canisius #	W	85	73
1/15	at Siena #	L	71	100
1/20	Manhattan #	W	84	74
1/22	Marist #	W	81	69
1/25	Loyola (Md.) #	W	59	41
1/31	at Marist #	W	73	70
2/4	Saint Peter's #	W	73	63
2/8	at Canisius #	L	69	93
2/10	at Niagara #	W	70	64
2/15	at Saint Peter's #	W	92	72
2/18	Siena #	L	79	81
2/22	Rider #	L	61	65
2/25	at Manhattan #	L	79	98
3/3	vs. Loyola (Md.) (N58)	W	64	52
3/4	vs. Marist (N58)	W	75	71
3/5	vs. Canisius (N58)	W	74	67
3/16	vs. Ole Miss (N65)	L	70	72

## 2002-03 (17-12, 11-7 MAAC) • JEFF RULAND

Date	Opponent	Dec.	Pf	Pa
11/23	vs. Lipscomb (N70)	W	89	86
11/24	at Fla. Int'l (N70)	L	74	81
11/26	Bethune-Cookman	W	98	79
11/29	Rider #	W	68	56
12/3	Wagner	W	87	81
12/5	at Fairfield # (OT)	L	78	83
12/11	at Akron	L	78	85
12/23	Rhode Island	L	68	71
12/27	vs. North Carolina (N68)	W	65	56
12/28	vs. Manhattan (N68)	L	63	68
1/2	at Fordham	W	67	64
1/4	at Saint Peter's #	W	87	80
1/8	Canisius #	W	82	73
1/10	at Siena #	L	55	65
1/14	Loyola (Md.) #	W	86	74
1/18	Fairfield #	L	78	82
1/24	Marist #	W	88	74
1/31	at Canisius #	W	64	61
2/2	at Niagara #	L	74	86
2/7	Niagara #	W	92	76
2/9	Siena #	W	65	64
2/13	at Rider #	L	58	69
2/16	Manhattan # (2OT)	W	80	77
2/21	Saint Peter's #	W	98	89
2/23	at Marist #	L	74	75
2/27	at Loyola (Md.) #	W	82	45
3/2	at Manhattan #	L	58	69
3/7	vs. Loyola (Md.) (N71)	W	62	39
3/8	vs. Niagara (N71)	L	75	81

## 1999-00 (20-11, 13-5 MAAC) • JEFF RULAND

Date	Opponent	Dec.	Pf	Pa
11/20	Massachusetts	L	77	85
11/23	Coppin State	W	89	61
11/27	at UCLA	L	73	105
12/2	at Fairfield #	L	81	97
12/5	Marist #	W	85	65
12/10	Fordham	W	83	80
12/18	at Hofstra	L	69	90
12/23	at St. Francis (NY)	L	98	100
12/30	at Boston College	W	71	63
1/5	Saint Peter's #	W	79	62
1/8	at Canisius	L	64	80
1/10	at Niagara #	L	67	79
1/13	Rider #	L	84	89
1/15	Loyola (Md.) #	W	92	71
1/17	at Bucknell	L	67	73
1/19	at Morgan State	W	77	67
1/24	at Siena #	W	96	92
1/28	at Saint Peter's #	W	85	66
1/30	Fairfield	W	90	73
2/1	at Marist #	W	77	64
2/4	Canisius #	W	66	56
2/6	Niagara #	W	96	82
2/11	Manhattan #	W	80	78
2/16	at Loyola (Md.) #	W	74	56
2/19	Siena #	L	89	94
2/21	at Rider #	W	84	79
2/26	at Manhattan #	W	67	61
3/4	vs. Rider (N69)	W	64	59
3/5	vs. Fairfield (N69)	W	76	72
3/6	vs. Siena (N69)	W	84	80
3/16	at Maryland (N62)	L	59	74

## 2001-02 (13-17, 10-8 MAAC) • JEFF RULAND

Date	Opponent	Dec.	Pf	Pa
11/17	Akron	L	64	67
11/20	at Bethune-Cookman	L	74	81
11/24	at Rhode Island	L	61	66
11/28	Fordham	L	74	78
12/1	vs. Hofstra (N66)	L	54	67
12/4	at Wagner	L	73	88
12/6	at Fairfield # (OT)	W	82	78
12/9	Canisius #	W	75	65
12/19	vs. Holy Cross (N67)	W	71	59
12/21	vs. Hawa'ii (N67)	L	56	67
12/22	vs. Miami (Ohio) (N67)	W	57	51
12/27	vs. Seton Hall (N68)	W	73	70
12/28	vs. Manhattan (N68)	L	58	69
1/3	Siena # (OT)	L	70	79
1/5	at Saint Peter's #	W	85	53
1/9	Rider #	L	79	82
1/13	at Loyola (Md.) #	W	68	63
1/15	at Marist #	L	80	96
1/18	Fairfield #	W	90	79
1/21	at Siena #	L	71	79
1/25	Manhattan #	W	75	70
1/30	at Canisius #	W	61	60
2/1	at Niagara #	L	74	84
2/3	Saint Peter's #	L	81	83
2/6	Marist #	L	71	79
2/10	Loyola (Md.) #	W	64	50
2/13	at Rider #	W	65	63
2/20	Niagara #	W	77	76
2/22	at Manhattan #	L	66	81
3/2	vs. Niagara (N69)	L	83	89

## 2003-04 (11-18, 8-10 MAAC) • JEFF RULAND

Date	Opponent	Dec.	Pf	Pa
11/21	at VCU	L	61	65
11/24	vs. Vermont (N2)	W	56	54
11/29	George Mason	L	83	92
12/2	Loyola (Md.) #	W	77	60
12/5	at Rider #	L	67	88
12/5	at Fairfield # (OT)	L	78	83
12/10	at St. Bonaventure	L	62	65
12/20	at Connecticut	L	54	104
12/23	Fordham	W	73	65
12/28	at Rhode Island	L	69	80
12/31	Holy Cross	L	55	68
1/3	at Davidson	L	64	75
1/7	Marist #	W	74	54
1/11	at Niagara #	L	87	105
1/13	at Canisius #	W	78	68
1/16	Fairfield #	L	78	81
1/19	at Siena #	L	71	74
1/22	at Saint Peter's #	L	76	92
1/25	Manhattan #	W	79	62
1/30	Canisius #	W	70	66
2/1	Niagara #	L	91	97
2/7	Siena #	L	60	61
2/13	at Manhattan #	L	69	88
2/15	at Marist #	L	57	59
2/19	at Fairfield #	L	57	82
2/24	Rider #	W	78	63
2/27	Saint Peter's #	W	91	79
2/29	at Loyola (Md.)	W	81	53
3/5	vs. Canisius (N69)	W	68	66
3/6	vs. Niagara (N69) (OT)	L	92	106

# ALL-TIME RESULTS BY YEAR

## 2004-05 (15-16, 9-9 MAAC) • JEFF RULAND

Date	Opponent	Dec.	PF	PA
11/15	vs. N. Arizona (N72)	W	77	67
11/16	at Creighton (N72)	L	62	68
11/19	St. Bonaventure	W	73	49
11/28	at Vermont	L	57	79
12/2	Fordham	L	59	64
12/5	Rider #	L	61	62
12/8	at George Mason	L	65	70
12/11	at Siena #	L	56	59
12/22	VCU	W	77	72
12/27	Rhode Island	W	77	62
12/30	at Northeastern	L	61	76
1/2	at Fairfield #	L	63	80
1/8	at Niagara #	L	71	73
1/10	at Canisius #	L	63	75
1/15	at Manhattan #	W	69	67
1/18	at Holy Cross	L	53	78
1/21	Saint Peter's #	W	93	88
1/24	Loyola (Md.) #	W	80	71
1/28	at Marist #	W	96	85
1/30	Canisius # (30T)	L	88	90
2/4	Manhattan #	W	55	53
2/7	at Rider #	W	67	66
2/10	Niagara #	W	95	80
2/12	at Loyola (Md.) #	L	64	73
2/18	at Saint Peter's #	L	76	81
2/21	vs. Marist # (N73)	W	92	88
2/24	Fairfield #	L	65	70
2/26	Siena #	W	75	72
3/4	vs. Siena (N74)	W	68	51
3/5	vs. Saint Peter's (N74)	W	97	73
3/6	vs. Niagara (N74)	L	66	69

## 2006-07 (2-28, 1-17 MAAC) • JEFF RULAND

Date	Opponent	Dec.	PF	PA
11/14	vs Winthrop (N77)	L	38	57
11/15	vs Sacred Heart (N77)	L	61	68
11/21	at Buffalo	L	54	65
11/28	at Rhode Island	L	60	85
12/3	at Fordham	L	54	70
12/7	at Rider #	L	55	69
12/10	at Vermont	L	50	63
12/16	at Rutgers	L	51	66
12/19	Niagara #	L	58	79
12/22	New Hampshire	L	51	67
12/30	Princeton	L	46	57
1/4	at Maryland	L	57	88
1/6	at Loyola #	L	66	75
1/9	at Marist #	L	65	87
1/12	Manhattan #	L	63	73
1/14	Fairfield #	L	76	83
1/18	at Canisius #	L	65	72
1/20	at Niagara #	L	80	81
1/23	at Fairfield #	L	67	70
1/27	Loyola #	L	61	71
1/29	Canisius #	L	61	71
2/1	at Siena #	L	60	61
2/3	Rider	W	69	57
2/9	Siena #	L	53	71
2/11	Marist #	L	53	79
2/14	at Saint Peter's #	L	52	59
2/17	at Delaware	W	52	50
2/23	Saint Peter's #	L	52	54
2/25	at Manhattan #	L	65	71
3/2	vs. Rider (N78)	L	62	77

## 2008-09 (12-19, 7-11 MAAC) • KEVIN WILLARD

Date	Opponent	Dec.	PF	PA
11/14	Hampton	W	59	46
11/21	vs Wisconsin (OT) (N80)	W	58	60
11/22	vs Valparaiso (N80)	W	75	55
11/24	vs Southern Miss (N80)	L	63	64
11/29	Robert Morris	L	62	70
12/5	at Marist #	L	50	51
12/7	at Fairfield #	L	76	78
12/10	at Long Island	W	68	61
12/14	Saint Francis (Pa.)	W	78	61
12/18	at Western Michigan	L	55	68
12/20	at Ohio State	L	53	71
12/23	at Hofstra	W	67	64
12/27	at South Florida	L	55	68
1/1	Rider #	L	54	68
1/4	Fairfield #	W	64	60
1/9	Canisius #	W	69	58
1/11	at Rider #	L	69	70
1/15	at Niagara #	W	71	65
1/17	at Canisius # (20T)	W	78	77
1/24	vs. Manhattan # (N3)	W	71	51
1/26	at Siena #	L	68	69
1/31	Saint Peter's #	L	64	67
2/2	Niagara #	L	53	65
2/7	Marist # (OT)	W	66	65
2/9	at Manhattan #	L	39	52
2/13	at Loyola (Md.) #	W	77	65
2/16	Siena #	L	60	75
2/21	at Boston University	L	57	63
2/27	at Saint Peter's #	L	48	57
3/1	Loyola (Md.) #	L	63	70
3/6	vs Marist (N69)	L	40	43k

## 2005-06 (23-8, 13-5 MAAC) • JEFF RULAND

Date	Opponent	Dec.	PF	PA
11/23	vs. Howard (N75)	W	80	68
11/25	vs. Portland State (N75)	W	81	75
11/26	at Iowa State (N75)	W	89	72
12/1	at Fordham	W	71	70
12/4	Vermont	W	68	56
12/7	Rider #	W	80	59
12/11	at Marist #	W	79	76
12/23	at Kentucky	L	67	73
12/31	at Seton Hall	L	59	73
1/3	at Fresno State	W	70	69
1/6	Manhattan #	L	68	87
1/8	Niagara #	W	73	55
1/11	at Saint Peter's #	W	83	75
1/14	at Canisius #	W	88	73
1/17	Fairfield #	W	89	77
1/19	Loyola #	W	86	68
1/24	at Siena #	W	85	78
1/27	at Niagara # (OT)	W	71	69
1/30	Saint Peter's #	L	72	76
2/3	Canisius #	W	95	58
2/5	Marist #	L	81	87
2/8	at Loyola #	W	101	85
2/11	at Fairfield #	W	89	66
2/15	at Rider #	W	83	79
2/18	Buffalo	W	93	75
2/23	Siena #	L	76	82
2/26	at Manhattan #	L	74	78
3/4	vs. Niagara (N69)	W	80	54
3/5	vs. Marist (N69)	W	100	84
3/6	vs. Saint Peter's (N69)	W	80	61
3/16	vs. LSU (N76)	L	64	80

## 2007-08 (12-20, 8-10 MAAC) • KEVIN WILLARD

Date	Opponent	Dec.	PF	PA
11/10	at Robert Morris	L	66	72
11/14	at Princeton	L	58	66
11/18	at North Carolina	L	72	107
11/20	at Old Dominion	L	63	74
11/23	vs So. Carolina St. (N79)	L	76	81
11/24	vs Jackson State (N79)	L	70	74
11/30	Delaware	W	57	52
12/7	Loyola #	W	92	68
12/9	at Siena #	L	76	81
12/15	at New Hampshire	W	87	81
12/19	at Saint Francis (Pa.)	W	76	66
12/22	Western Michigan	W	67	62
12/29	at Louisville	L	36	67
12/31	at Vanderbilt	L	73	97
1/3	Niagara #	L	67	74
1/6	at Loyola #	L	51	63
1/11	Rider #	L	64	72
1/13	Saint Peter's #	W	69	50
1/18	Fairfield #	W	67	52
1/21	at Rider # (OT)	2L	63	68
1/24	Marist #	L	50	59
1/27	Siena #	L	51	64
1/30	vs Manhattan # (N3)	W	62	60
2/1	at Saint Peter's #	W	60	52
2/8	Canisius #	W	66	59
2/10	at Fairfield #	L	59	68
2/16	at Niagara #	L	75	81
2/18	at Canisius #	W	57	52
2/23	Hofstra	L	63	81
2/29	at Marist #	L	60	67
3/2	Manhattan #	W	87	75
3/7	vs Canisius (N69)	L	59	64

## 2009-10 (21-10, 12-6 MAAC) • KEVIN WILLARD

Date	Opponent	Dec.	PF	PA
11/13	Boston University	W	82	73
11/17	at Hampton	W	68	63
11/21	Norfolk State	W	80	68
11/26	vs Florida State (N81)	L	49	54
11/27	vs Baylor (N81) (OT)	L	62	72
11/29	vs Creighton (N81)	W	63	55
12/4	Saint Peter's #	L	54	56
12/7	Siena #	L	60	73
12/9	Long Island	W	80	64
12/12	at Providence	W	82	73
12/17	Albany	W	75	62
12/23	at Fair. Dickinson	W	82	60
12/27	at Connecticut	L	74	93
1/2	at Niagara # (N60)	W	63	60
1/4	at Canisius #	L	65	77
1/9	at Rider #	W	69	49
1/11	at Loyola (Md.) #	W	59	50
1/16	Niagara #	W	64	47
1/18	Rider #	W	72	59
1/22	at Manhattan #	W	56	53
1/24	Fairfield #	W	68	58
1/28	Marist #	W	61	42
2/1	Canisius #	W	72	53
2/5	at Siena #	L	68	88
2/7	at Marist #	W	56	51
2/12	Manhattan #	L	60	66
2/14	Loyola (Md.) #	W	70	62
2/19	William & Mary	W	69	53
2/26	at Fairfield #	L	54	71
2/28	at Saint Peter's #	W	49	48
3/6	vs Niagara (N60)	L	64	68

# ALL-TIME RESULTS BY YEAR

## 2010-11 (25-12, 13-5 MAAC) • TIM CLUESS

Date	Opponent	Dec.	PF	PA
11/12	Kent State (N82)	L	72	73
11/13	at Cleveland State (N82)	L	68	78
11/14	Bryant (N82)	L	72	74
11/18	Richmond (20T)	W	81	77
11/23	at Albany	W	86	65
11/30	at Norfolk State	W	73	64
12/3	Canisius #	W	94	85
12/5	Niagara #	W	82	58
12/8	at Long Island	W	88	82
12/11	Fairleigh Dickinson	W	87	66
12/18	at Syracuse	L	77	83
12/22	Vermont	L	79	84
12/29	Hofstra	W	87	62
1/3	at Siena #	L	67	73
1/7	Saint Peter's #	W	70	52
1/9	Loyola (Md.) #	W	86	68
1/14	at Rider # (OT)	W	100	96
1/16	Marist #	W	79	41
1/21	at Niagara #	W	72	66
1/23	at Canisius #	L	73	75
1/27	Rider #	L	59	61
1/30	at Loyola (Md.) # (OT)	L	85	88
2/4	at Fairfield #	L	71	75
2/7	Manhattan #	W	85	67
2/11	Siena #	W	69	65
2/13	at Marist #	W	85	70
2/16	at Manhattan #	W	102	65
2/19	at Liberty	W	77	57
2/25	at Saint Peter's #	W	73	59
2/27	Fairfield #	W	74	69
3/5	Siena (N78)	W	94	64
3/6	Rider (N78)	W	83	59
3/7	Saint Peter's (N78)	L	57	62
3/16	at Valparaiso (N83)	W	85	77
3/22	Buffalo (N83)	W	78	63
3/26	at East Tennessee (N83)	W	83	80
3/30	Santa Clara (N83)	L	69	76

## 2011-12 (25-8, 15-3 MAAC) • TIM CLUESS

Date	Opponent	Dec.	PF	PA
11/17	Purdue (N84)	L	90	91
11/18	Western Michigan (N84)	W	94	88
11/20	Maryland (N85)	W	89	63
11/23	Saint Joseph's (20T)	W	104	99
11/28	Long Island	W	100	84
12/2	at Canisius #	W	69	57
12/4	at Niagara #	W	98	62
12/7	at Denver (OT)	W	80	78
12/11	at Marshall	L	63	82
12/14	at Richmond	W	88	79
12/17	at Vermont	W	73	72
12/21	at William & Mary	W	83	65
12/29	at Hofstra	L	75	83
1/3	Siena # (N3)	W	95	59
1/6	Niagara #	W	73	61
1/8	at Marist #	W	100	76
1/12	Manhattan #	L	72	75
1/15	Loyola (Md.) #	W	74	63
1/20	Rider #	W	91	71
1/23	at Siena #	L	62	65
1/27	at Fairfield #	W	71	62
1/29	at Saint Peter's #	W	64	40
2/2	Canisius #	W	105	86
2/4	at Manhattan #	W	85	73
2/10	at Loyola (Md.) #	L	81	87

2/12	Marist #	W	83	74
2/15	at Rider #	W	75	62
2/18	Nevada	W	90	84
2/24	Fairfield #	W	77	72
2/26	Saint Peter's #	W	98	61
3/3	Marist (N85)	W	87	63
3/4	Fairfield (N85)	L	75	85
3/13	Brigham Young (N86)	L	72	78

## 2012-13 (20-14, 11-7 MAAC) • TIM CLUESS

Date	Opponent	Dec.	PF	PA
11/9	Denver	W	65	58
11/16	Quinnipiac (N80) (OT)	L	92	98
11/17	Wake Forest (N80)	W	94	68
11/19	Ill.-Chicago (N80)	L	81	86
11/28	Niagara #	W	83	72
12/5	at Saint Peter's #	L	62	64
12/8	Rutgers (N31)	L	73	81
12/15	at Georgia (OT)	W	81	78
12/18	Liberty	W	87	69
12/20	at La Salle	L	74	88
12/23	Norfolk State	W	100	72
12/28	at Saint Joseph's	L	91	96
12/31	at St. Bonaventure	W	93	74
1/4	at Siena #	W	66	62
1/6	Manhattan #	W	78	70
1/10	at Marist #	W	86	82
1/13	Canisius #	W	97	87
1/18	Fairfield #	W	84	73
1/20	at Rider #	L	62	67
1/25	Saint Peter's #	W	90	71
1/27	at Loyola (Md.) #	W	79	71
1/31	at Niagara # (OT)	L	90	93
2/2	at Canisius #	L	74	77
2/7	Marist # (20T)	L	104	105
2/9	Rider #	W	78	71
2/15	at Manhattan # (20T)	L	73	74
2/18	at Fairfield #	L	64	66
2/23	at Indiana State	L	64	65
3/1	Loyola (Md.) #	W	90	86
3/3	Siena #	W	80	61
3/9	Canisius (N85)	W	89	85
3/10	Niagara (N85)	W	79	73
3/11	Manhattan (N85)	W	60	57
3/22	Ohio State (N86)	L	70	95

## 2013-14 (22-11, 17-3 MAAC) • TIM CLUESS

Date	Opponent	Dec.	PF	PA
11/9	at Cleveland State	L	69	73
11/16	at Wofford	W	76	55
11/19	at Kansas	L	66	86
11/23	George Mason	W	89	73
12/1	at Florida Gulf Coast	W	90	72
12/4	Marist #	W	83	74
12/8	at Fairfield #	W	83	72
12/14	St. Bonaventure	L	89	102
12/19	at Dayton	L	84	96
12/22	at Nevada	L	72	80
12/28	at Northern Iowa	L	78	90
1/4	Niagara #	W	118	92
1/6	at Quinnipiac #	L	74	86
1/10	Fairfield #	W	84	75
1/12	at Siena #	W	87	78
1/17	Canisius #	L	83	85
1/19	Siena #	W	88	74
1/24	Quinnipiac #	W	95	73
1/26	at Saint Peter's #	W	71	63

1/31	Manhattan #	W	85	73
2/3	at Monmouth #	W	89	71
2/7	at Niagara #	W	90	89
2/9	at Canisius #	W	101	91
2/12	Saint Peter's #	W	62	59
2/14	Monmouth #	W	89	70
2/21	at Rider #	W	80	77
2/23	at Marist #	W	86	67
2/28	at Manhattan # (OT)	L	77	80
3/2	Rider #	W	97	81
3/8	Rider (N85)	W	94	71
3/9	Canisius (N85)	W	75	72
3/10	Manhattan (N85)	L	68	71
3/19	at Louisiana Tech (N87)	L	88	89

## 2014-15 (26-9, 17-3 MAAC) • TIM CLUESS

Date	Opponent	Dec.	PF	PA
11/14	Cleveland State	W	78	73
11/18	at Wofford	L	73	86
11/21	at Wake Forest	W	85	81
11/23	at North Texas	W	78	58
11/26	Delaware State	W	126	76
11/30	at Arkansas	L	77	94
12/7	at Monmouth #	L	89	92
12/10	Rider #	W	77	64
12/13	Indiana State	W	91	84
12/20	at George Mason	L	81	86
12/23	Florida Gulf Coast	W	86	67
12/28	at Drexel	W	81	62
12/30	at Massachusetts	L	82	87
1/4	at Siena #	W	86	72
1/6	Quinnipiac #	W	81	73
1/10	Canisius #	W	79	76
1/13	Fairfield #	W	74	58
1/16	at Niagara #	W	80	79
1/18	at Canisius #	L	74	78
1/22	at Rider #	W	78	68
1/25	Niagara # (N3)	W	87	64
1/31	Saint Peter's # (OT)	W	68	61
2/6	Siena #	W	87	83
2/8	Marist #	W	89	67
2/10	at Fairfield #	W	72	57
2/13	at Manhattan #	W	70	67
2/15	at Quinnipiac #	W	60	57
2/20	at Marist #	W	72	68
2/22	Monmouth #	W	69	68
2/27	Manhattan #	W	79	75
3/1	at Saint Peter's #	L	60	68
3/7	at Siena (N69)	W	74	71
3/8	Monmouth (N69)	W	95	77
3/9	Manhattan (N69)	L	69	79
3/17	at Rhode Island (N88)	L	75	88

# ALL-TIME RESULTS BY YEAR

## 2015-16 (22-10, 16-4 MAAC) • TIM CLUESS

Date	Opponent	Dec.	PF	PA
11/15	at Valparaiso (N89)	L	58	83
11/17	at Oregon State (N89)	L	73	93
11/20	Delaware	W	92	77
12/1	Fairfield #	W	101	77
12/4	at Marist #	W	101	66
12/8	at Tulsa	L	81	90
12/16	Texas Southern	W	83	73
12/19	at Rhode Island (OT)	L	74	98
12/22	UC Santa Barbara (N90)	L	76	80
12/23	Akron (N90)	L	64	78
12/28	Drexel	W	77	70
1/2	at Quinnipiac #	W	78	66
1/4	Niagara #	W	65	52
1/7	Rider #	W	67	58
1/9	Marist #	W	90	80
1/15	Monmouth #	L	102	110
1/17	at Rider #	L	74	79
1/22	Saint Peter's #	W	64	58
1/24	at Fairfield #	L	91	98
1/29	Manhattan #	W	70	56
2/1	at Saint Peter's #	W	75	67
2/5	at Canisius #	W	84	66
2/7	at Niagara #	W	75	61
2/13	Siena #	L	78	81
2/15	Quinnipiac #	W	78	59
2/19	at Monmouth #	W	83	67
2/22	at Siena #	W	87	81
2/26	at Manhattan #	W	86	73
2/28	Canisius #	W	86	78
3/4	Canisius (N69)	W	73	55
3/6	Siena (N69)	W	81	70
3/7	Monmouth (N69)	W	79	76
3/17	Iowa State (N91)	L	81	94

## 2016-17 (22-13, 12-8 MAAC) • TIM CLUESS

Date	Opponent	Dec.	PF	PA
11/15	at Florida State	L	78	99
11/20	at Nevada (N25)	L	76	91
11/24	Drake (N25)	W	64	53
11/25	Weber State (N25)	W	76	54
11/26	Nevada (N25)	W	75	73
12/2	at Saint Peter's #	W	79	65
12/4	Niagara #	L	58	74
12/7	at Fairleigh Dickinson	W	90	73
12/10	Ohio	W	79	75
12/14	NJIT	W	94	80
12/21	UCSB (N90)	W	73	57
12/22	Towson (N90)	L	69	76
12/28	at Delaware	L	54	63
12/31	Marist #	W	93	80
1/2	at Fairfield #	L	87	93
1/6	at Monmouth #	L	74	92
1/8	Canisius #	W	98	75
1/14	at Quinnipiac # (OT)	L	91	97
1/17	at Manhattan #	W	82	67
1/20	Fairfield #	W	96	89
1/23	Quinnipiac #	W	84	74
1/27	at Siena #	W	77	66
1/29	Saint Peter's # (OT)	W	69	66
2/3	at Rider #	W	95	76
2/7	Siena #	L	79	81
2/12	at Niagara #	W	90	76
2/14	at Canisius #	L	83	89
2/17	at Marist #	W	95	88
2/19	Rider #	L	85	103

2/24	Manhattan #	W	72	51
2/26	Monmouth #	L	73	79
3/4	vs Rider (N69)	W	88	70
3/5	vs Saint Peter's (N69)	W	73	65
3/6	at Siena (N69) (OT)	W	87	86
3/17	Iowa State (N92)	L	77	93

## 2017-18 (20-14, 11-7 MAAC) • TIM CLUESS

Date	Opponent	Dec.	PF	PA
11/10	at Albany	L	67	69
11/14	at Syracuse	L	62	71
11/17	Weber State (N93)	W	80	72
11/18	Northern Kentucky (N93)	L	72	85
11/19	Coastal Carolina (N93)	L	84	89
11/28	at Ohio	W	93	88
12/2	Fair. Dickinson	W	82	75
12/9	at NJIT	W	74	70
12/12	Yale	W	83	67
12/17	St. John's (N31)	L	59	69
12/19	at Holy Cross	W	82	68
12/21	at Rhode Island	L	74	80
12/29	at Niagara # (OT)	W	98	93
12/31	at Canisius #	L	78	85
1/5	Saint Peter's #	W	73	69
1/7	Fairfield #	W	84	65
1/11	Siena #	W	71	69
1/14	Rider #	W	91	64
1/19	at Monmouth #	W	76	73
1/21	Canisius #	L	82	84
1/27	Manhattan # (N23)	W	78	65
1/29	at Fairfield # (OT)	L	100	103
2/2	Quinnipiac # (2OT)	W	87	82
2/4	at Marist #	W	98	64
2/8	Monmouth #	L	50	72
2/10	at Saint Peter's #	W	86	77
2/12	at Siena # (OT)	L	78	82
2/16	Niagara #	L	84	85
2/23	Manhattan #	W	88	75
2/25	at Rider #	L	101	110
3/3	Manhattan (N69)	W	72	60
3/4	Saint Peter's (N69)	W	65	62
3/4	Fairfield (N69)	W	83	71
3/15	Duke (N94)	L	67	89 T

## 2018-19 (17-16, 12-6 MAAC) • TIM CLUESS

Date	Opponent	Dec.	PF	PA
11/9	Albany	W	72	68
11/13	at New Mexico	L	83	90
11/19	Long Beach St. (N95)	L	85	86
11/21	Hartford (N95)	W	80	75
11/24	at Providence	L	79	91
11/27	at Ohio	L	65	89
12/1	at VCU	L	59	88
12/9	Columbia (N31)	L	71	74
12/15	Princeton (N96)	L	81	84
12/22	at Yale	L	84	99
12/30	Holy Cross	L	71	78
1/3	Monmouth #	W	103	84
1/5	Fairfield #	W	94	87
1/11	at Niagara #	L	90	95
1/13	at Canisius #	W	88	70
1/18	Marist #	W	90	77
1/20	at Monmouth #	L	81	83
1/25	Rider #	W	77	71
1/27	at Fairfield #	L	68	80
1/31	at Marist #	L	74	78
2/2	Siena #	L	54	56

2/8	Quinnipiac #	L	65	66
2/10	Niagara #	W	79	76
2/13	at Siena #	W	57	52
2/15	Saint Peter's #	W	62	46
2/19	at Quinnipiac #	W	81	77
2/22	at Manhattan #	W	66	52
2/24	Canisius #	W	87	80
3/1	at Rider #	W	86	79
3/8	Saint Peter's (N69)	W	73	71
3/10	at Siena (N69)	W	73	57
3/11	Monmouth (N69)	W	81	60
3/22	North Carolina (N97)	L	73	88

## 2019-20 (12-17, 9-11 MAAC) • TRA ARNOLD

Date	Opponent	Dec.	PF	PA
11/9	at La Salle (OT)	L	64	70
11/13	Ohio	L	72	81
11/22	Stetson (N98)	W	60	55
11/23	Kennesaw State (N98)	W	75	52
12/4	at Connecticut	L	62	80
12/17	Princeton (OT) (N99)	L	86	90
12/29	at Colorado	L	54	99
1/3	Saint Peter's #	L	74	75
1/5	at Monmouth #	L	61	73
1/10	at Rider #	W	69	66
1/12	Niagara #	L	69	70
1/17	Fairfield #	W	64	57
1/19	at Marist #	L	73	83
1/24	Canisius #	W	69	66
1/26	Monmouth #	L	88	94
1/31	Siena #	L	64	87
2/2	at Manhattan #	L	49	72
2/7	at Quinnipiac #	W	73	52
2/9	at Fairfield #	W	78	54
2/14	Manhattan #	W	80	57
2/16	Marist #	W	78	70
2/19	at Siena #	L	64	65
2/21	Rider #	W	70	69
2/27	at Canisius #	W	86	65
2/29	at Niagara # (OT)	L	91	100
3/4	Quinnipiac #	L	68	69
3/6	at Saint Peter's #	L	65	68
3/10	Canisius (N100)	W	70	60
3/11	Saint Peter's (N100)	L	54	56

## 2020-21 (12-6, 6-3 MAAC) • RICK PITINO

Date	Opponent	Dec.	PF	PA
11/30	at Seton Hall	L	64	86
12/5	at Hofstra	W	82	74
12/8	Morgan State	L	72	83
12/11	at Fairfield #	W	70	42
12/12	at Fairfield #	L	52	67
12/18	at Rider #	W	70	56
12/19	at Rider #	W	72	64
12/23	Coppin State	W	85	65
2/12	Manhattan #	W	85	67
2/13	Manhattan #	L	70	77
2/17	at Quinnipiac #	L	70	74
2/19	Monmouth #	W	91	86
2/20	Monmouth #	W	88	65
3/9	Quinnipiac (N100)	W	72	48
3/10	Siena (N100)	W	55	52
3/12	Niagara (N100)	W	70	64
3/13	Fairfield (N100)	W	60	51
3/20	Alabama (N101)	L	55	68

# ALL-TIME RESULTS BY YEAR

## 2020-21 (25-7, 17-3 MAAC) • RICK PITINO

Date	Opponent	Dec.	PF	PA
11/9	Appalachian State	W	65	53
11/13	Harvard (OT)	W	90	87
11/16	Hofstra	W	82	74
11/19	Liberty (N98)	W	54	50
11/20	North Alabama (N98)	W	81	65
11/25	Alabama (N102)	W	72	68
11/26	Belmont (N102)	L	65	72
11/28	Kansas (N102)	L	83	96
12/1	at Marist #	W	78	71
12/3	Rider #	W	80	57
12/12	Yale (N99)	W	91	77
12/21	Delaware (N103)	W	83	72
1/2	Marist #	W	69	66
1/8	at Saint Louis	L	67	68
1/11	at Fairfield #	W	80	76
1/14	Manhattan #	W	88	76
1/16	Niagara #	W	78	55
1/18	at Monmouth # (OT)	W	86	85
1/23	at Quinnipiac #	W	76	61
1/25	Siena #	W	74	57
1/30	Saint Peter's #	W	85	77
2/4	at Canisius #	W	70	62
2/6	at Niagara #	L	71	80
2/11	at Siena #	L	64	70
2/13	Monmouth #	W	70	62
2/15	at Saint Peter's #	W	70	61
2/20	Fairfield #	W	76	58
2/25	Canisius #	W	72	65
2/27	at Rider #	W	67	61
3/3	at Manhattan #	L	72	74
3/5	Quinnipiac #	W	79	61
3/9	Rider (N100)	L	70	71
3/16	at Florida (N36)	L	74	79

## 2022-23 (27-8, 17-3 MAAC) • RICK PITINO

Date	Opponent	Dec.	PF	PA
11/7	Pennsylvania	W	78	50
11/11	at Hofstra	L	78	83
11/18	Vermont (N105)	W	71	50
11/26	Santa Clara (N106)	L	76	86
12/2	Niagara #	W	78	56
12/4	Canisius #	W	90	60
12/6	Saint Louis	W	84	62
12/11	St. Bonaventure (N99)	W	72	57
12/13	Princeton (N107)	W	70	64
12/18	at New Mexico	L	74	82
12/22	SMU (N108)	L	81	85
12/23	Seattle (N108)	W	83	72
12/25	Pepperdine (N108)	W	76	66
1/1	Saint Peter's #	W	73	55
1/6	at Marist #	W	84	57
1/8	at Quinnipiac #	L	58	81
1/13	Fairfield #	W	75	69
1/15	Rider #	L	67	70
1/20	at Manhattan # (OT)	W	84	76
1/27	at Siena #	L	53	70
1/29	Quinnipiac #	W	78	72
2/3	Mount St. Mary's #	W	81	51
2/5	at Fairfield #	W	70	61
2/10	at Canisius #	W	80	59
2/12	at Niagara #	W	72	55
2/17	Manhattan #	W	71	60
2/19	at Saint Peter's #	W	73	53
2/24	at Mount St. Mary's #	W	80	68
2/26	Siena #	W	93	60

3/2	Marist #	W	93	74
3/4	at Rider #	W	80	78
3/8	Mount St. Mary's (N100)	W	75	54
3/10	Niagara (N100)	W	71	59
3/11	Marist (N100)	W	76	55
3/17	Connecticut (N104)	L	63	87

## 2023-24 (16-17, 10-10 MAAC) • TOBIN ANDERSON

Date	Opponent	Dec.	PF	PA
11/6	at Charleston	L	69	71
11/10	Sacred Heart	W	88	81
11/20	High Point (N109)	L	68	82
11/21	Long Beach St. (N109)	L	76	80
11/22	Buffalo (N109)	W	89	64
11/26	at Colorado	L	68	85
11/29	Marist #	L	64	68
12/1	at Fairfield #	W	78	67
12/6	Hofstra	L	57	62
12/10	Saint Francis (Pa.)	W	61	54
12/16	Saint Joseph's (N110)	L	58	83
12/21	Colgate	W	85	65
12/30	at Harvard	W	69	60
1/5	at Saint Peter's #	L	57	69
1/7	Niagara #	L	73	75
1/14	Mount St. Mary's #	W	87	70
1/19	Canisius #	W	70	58
1/21	at Quinnipiac #	L	87	91
1/26	at Siena #	W	70	51
2/2	Fairfield #	W	91	82
2/4	Rider #	W	93	92
2/8	at Niagara #	W	74	71
2/10	at Canisius #	L	69	73
2/16	Manhattan #	W	73	63
2/18	Saint Peter's #	L	53	59
2/23	at Rider #	L	75	78
2/25	at Mount St. Mary's #	L	65	72
3/1	Quinnipiac #	L	64	82
3/3	at Marist #	W	71	64
3/7	at Manhattan #	L	60	77
3/9	Siena #	W	68	54
3/12	Manhattan (N100)	W	60	57
3/13	Fairfield (N100)	L	63	68

## 2024-25 (17-17, 12-8 MAAC) • TOBIN ANDERSON

Date	Opponent	Dec.	PF	PA
11/4	at Princeton	L	80	81
11/8	at Hofstra	L	76	90
11/12	Delaware	L	58	64
11/15	Vermont	W	62	59
11/20	at West Virginia	L	43	86
11/25	Cornell	L	68	84
11/29	vs. Tarleton State (N111)	W	62	51
11/30	vs. Indiana State (N111)	L	80	83
12/1	vs. Rice (N111)	L	66	70
12/6	at Sacred Heart	L	59	83
12/8	Saint Peter's #	W	72	63
12/22	at Colgate	W	79	73
12/29	Harvard	L	61	67
1/3	Marist #	L	65	70
1/5	at Siena	W	74	73
1/10	at Fairfield	L	64	68
1/12	Quinnipiac #	L	62	63
1/16	Canisius #	W	82	61
1/23	at Rider	W	73	67
1/25	Siena #	W	72	68
1/31	at Manhattan	L	55	76
2/2	Fairfield #	W	87	64

2/6	at Mount St. Mary's	W	70	67
2/8	at Marist	W	75	71
2/14	Rider #	L	71	74
2/16	at Quinnipiac	L	75	79
2/21	Manhattan #	W	65	60
2/23	Merrimack #	L	70	77
2/28	at Niagara	W	65	63
3/2	at Canisius	W	82	52
3/8	Sacred Heart #	W	90	88
3/13	vs. Manhattan (N100)	W	77	65
3/14	vs. Quinnipiac (N100)	W	81	73
3/15	vs. Mount St. Mary's (N100)	L	49	63

## 2025-26 (18-14, 10-10 MAAC) • DAN GERIOT

Date	Opponent	Dec.	PF	PA
11/7	Hofstra	W	81	73
11/11	at Kansas City	W	105	91
11/14	Fordham	W	76	71
11/18	Princeton	W	89	69
11/21	vs. Akron (N80)	L	75	96
11/22	vs. Oregon State (N80)	W	91	84
11/24	vs. Green Bay (N80)	L	75	80
12/1	at Delaware	W	89	66
12/5	Quinnipiac #	L	68	89
12/7	at Sacred Heart #	W	81	69
12/10	Bryant	W	69	63
12/13	at St. John's	L	64	91
12/20	at Vermont	W	83	78
12/29	at Mount St. Mary's #	L	59	66
1/2	Siena #	W	75	72
1/4	at Marist #	L	38	83
1/9	Niagara #	W	71	53
1/11	Canisius #	W	74	48
1/14	at Rider #	L	68	72
1/19	at Saint Peter's #	L	63	77
1/22	Merrimack #	W	61	60
1/24	Manhattan #	W	66	57
1/30	Fairfield #	L	70	71
2/5	at Siena #	L	72	79
2/7	Mount St. Mary's #	L	76	83
2/13	at Canisius #	W	69	63
2/15	at Niagara #	L	68	70
2/20	Saint Peter's #	W	72	64
2/22	at Merrimack #	L	86	88
2/27	Rider #	W	80	58
3/1	at Manhattan #	W	69	65
3/5	vs. Sacred Heart (N100)	L	80	91

# KEY FOR TOURNAMENTS AND OFF-CAMPUS GAMES

N1	National Catholic Invitational Tournament	N57	Top of the World Classic, Fairbanks, AK
N2	Westchester County Center, White Plains, NY	N58	MAAC Tournament, Marine Midland Arena Buffalo, NY
N3	Madison Square Garden, New York, NY	N59	NCAA Tournament, Rupp Arena, Lexington, KY
N4	Palestra, Philadelphia, PA	N60	Marine Midland/HSBC Arena, Buffalo, NY
N5	Power Memorial High School, New York, NY	N61	Hawaii Pacific Classic, Blaisdell Arena, Honolulu, HI
N6	War Memorial Auditorium, Buffalo, NY	N62	NCAA Tournament, HHH Metrodome, Minneapolis, MN
N7	Quantico Invitational, Quantico, VA	N63	Memorial Classic, Marshall University, Huntington, WV
N8	Hofstra Invitational, Hempstead, NY	N64	San Juan Shootout, Coliseo Guillermo Angul, Carolina, Puerto Rico
N9	Mount St. Michael's High School, Bronx, NY	N65	NCAA Tournament, Kemper Arena, Kansas City, MO
N10	City of Roses Tournament, Pasadena, CA	N66	Marty Glickman Classic, Madison Square Garden, New York, NY
N11	Middle Eastern College Tournament, Jersey City, NJ	N67	Outrigger Rainbow Classic, Stan Sheriff Center, Honolulu, HI
N12	Trenton Invitational, Trenton, NJ	N68	ECAC/MSG Holiday Festival, Madison Square Garden, New York, NY
N13	Westchester Holiday Festival, Westchester C.C., White Plains, NY	N69	MAAC Tournament, Pepsi/Times Union Arena, Albany, NY
N14	Cardinal Spellman High School, Bronx, NY	N70	FIU/Hampton Inn Tipoff Classic, Miami, FL
N15	Le Moyne Christmas Tournament, Syracuse, NY	N71	MAAC Tournament, Sovereign Bank Arena, Trenton, NJ
N16	Queens City Tournament, Buffalo, NY	N72	Guardians Classic, Qwest Center, Omaha, NE
N17	Civic Arena, Pittsburgh, PA	N73	Arena at Harbor Yard, Bridgeport, CT
N18	Albright Invitational, Reading, PA	N74	MAAC Tournament, HSBC Arena, Buffalo, NY
N19	Citrus Tournament, Lakeland, FL	N75	Cyclone Classic, Ames, IA
N20	ECAC Tournament, Nassau Coliseum, Uniondale, NY	N76	NCAA Tournament, Memorial Coliseum, Jacksonville, FL
N21	Carrier Classic, Syracuse, NY	N77	NIT Season Tip-Off, Bobcats Arena, Charlotte, NC
N22	Iona Classic, New Rochelle, NY	N78	MAAC Tournament, Webster Bank Arena, Bridgeport, CT
N23	Nassau Coliseum, Uniondale, NY	N79	Las Vegas Invitational, Orleans Arena, Las Vegas, NY
N24	NCAA Tournament, Reynolds Coliseum, Raleigh, NC	N80	USVI Paradise Jam, St. Thomas, USVI
N25	Great Alaska Shootout, Anchorage, AK	N81	Old Spice Classic, Lake Buena Vista, FL
N26	ECAC Tournament, Campus Sites	N82	World Vision Classic, Cleveland, OH
N27	ECAC Tournament, Alumni Hall, Jamaica, NY	N83	CollegelInsider.com Postseason Tournament (campus sites)
N28	NCAA Tournament, Providence Civic Center, Providence, RI	N84	5-hour ENERGY® Puerto Rico Tip-Off, San Juan, PR
N29	Wendy's Classic, Bowling Green, KY	N85	MAAC Tournament, MassMutual Center, Springfield, MA
N30	Volunteer Classic, Knoxville, TN	N86	NCAA Tournament, UD Arena, Dayton, OH
N31	ECAC/MSG Holiday Festival, Madison Square Garden, New York, NY	N87	National Invitation Tournament, Thomas Assembly Center, Ruston, LA
N32	Golden Gate Invitational, San Francisco, CA	N88	National Invitation Tournament, Ryan Center, Kingston, RI
N33	Meadowlands Arena, East Rutherford, NJ	N89	Hardwood Showcase, Campus Sites
N34	MAAC Tournament, Campus Sites	N90	South Point Holiday Hoops Classic, Las Vegas, NV
N35	MAAC Tournament, Meadowlands Arena, East Rutherford, NJ	N91	NCAA Tournament, Pepsi Center, Denver, CO
N36	NIT, Campus Sites	N92	NCAA Tournament, Golden 1 Center, Sacramento, CA
N37	Shawmut-Worcester County Classic, Centrum, Worcester, MA	N93	Islands of the Bahamas Showcase, Nassau, Bahamas
N38	Centrum, Worcester, MA	N94	NCAA Tournament, PPG Paints Arena, Pittsburgh, PA
N39	MAAC Tournament, New Haven Coliseum, New Haven, CT	N95	MGM Resorts Main Event, Las Vegas, NV
N40	NCAA Tournament, Meadowlands Arena, East Rutherford, NJ	N96	Boardwalk Classic - Atlantic City, NJ
N41	Connecticut Mutual Tournament, Hartford Civic Center, Hartford, CT	N97	NCAA Tournament, Nationwide Arena, Columbus, OH
N42	Rebel Roundup, Thomas & Mack Center, Las Vegas, NV	N98	MAAC-ASun Challenge, Lake Buena Vista, FL
N43	Kentucky Invitational, Rupp Arena, Lexington, KY	N99	Hall of Fame Invitational, Brooklyn, NY
N44	National Catholic Invitational Tournament, Troy, NY	N100	MAAC Championship, Atlantic City, NJ
N45	NAIA District 31 Playoffs	N101	NCAA Tournament, Hinkle Fieldhouse, Indianapolis, IN
N46	NCAA Tournament, Hartford Civic Center, Hartford, CT	N102	ESPN Events Invitational, Lake Buena Vista, FL
N47	Budweiser Irish Basketball Classic, Cork, Ireland	N103	UBS Arena, Belmont Park, NY
N48	BMA Holiday Classic, Kemper Arena, Kansas City, MO	N104	NCAA Tournament, Times Union Center, Albany, NY
N49	MAAC Tournament, Knickerbocker Arena, Albany, NY	N105	Hall of Fame Showcase, Mohegan Sun Arena, Uncasville, CT
N50	Cable Car Classic, Toso Pavilion, Santa Clara, CA	N106	Las Vegas Holiday Classic, Orleans Arena, Las Vegas, NV
N51	Rainbow Classic, Blaisdell Arena, Honolulu, HI	N107	Harwood Arena, Kean University, Union, NJ
N52	Niagara Falls Convention Center, Niagara Falls, NY	N108	Diamond Head Classic, Stan Sheriff Center, Honolulu, HI
N53	Knickerbocker Arena, Albany, NY	N109	Gulf Coast Showcase, Hertz Arena, Estero, FL
N54	Lapchick Tournament, Jamaica, NY	N110	Holiday Hoopfest, UBS Arena, Belmont Park, NY
N55	ECAC/MSG Holiday Festival, Madison Square Garden, New York, NY	N111	Bahamar Hoops Nassau Championship, Nassau, Bahamas
N56	Chase Preseason NIT		* Sites unavailable; # Metro Atlantic Athletic Conference Games

# YEARLY STATISTICS (SINCE 1980-81)

1980-81											1983-84										
Player	GP	FG-A	FT-A	Tot	A	Blk	Stl	Pts	Avg		Player	GP	FG-A	FT-A	Tot	A	Blk	Stl	Pts	Avg	
Springer Sr	29	231-433	115-180	246	44	0	0	577	19.9		Burt Sr	31	309-574	131-179	109	90	24	57	749	24.2	
Burt Sr	29	149-309	83-126	73	63	0	0	381	13.1		Springer Sr	31	153-275	102-150	228	23	46	44	408	13.2	
Ice	28	74-125	58-85	128	9	0	0	206	7.4		Grimes	31	136-275	77-109	94	115	12	70	349	11.3	
Williams	28	76-169	45-63	72	49	0	0	197	7.0		Hargraves	31	116-223	79-126	196	178	32	50	311	10.0	
O'Gorman	23	64-122	41-57	108	27	0	0	169	7.3		Truesdale	30	57-109	23-41	131	8	38	35	137	4.6	
Iati	28	55-134	25-41	48	148	0	0	135	4.8		Walters	31	52-98	24-38	85	13	3	3	128	4.1	
Vesey	27	42-83	23-40	120	2	0	0	107	4.0		Russell	29	52-98	24-38	85	13	3	3	128	4.4	
Gooding	27	29-63	22-40	67	9	0	0	80	3.0		Coleman	4	22-36	10-15	19	3	1	5	54	13.5	
Richardson	26	30-75	15-30	77	18	0	0	75	2.9		Green	29	11-23	16-24	21	12	1	1	38	1.3	
Vickers	18	7-16	8-12	11	11	0	0	22	1.2		Crockett	21	10-30	1-1	10	7	1	1	21	1.0	
McMillian	10	10-21	0-3	16	4	0	0	20	2.0		Foley	10	5-11	2-4	9	6	0	0	12	1.2	
Parascondola	8	1-7	4-9	3	0	0	0	6	0.8		Zona	6	2-6	3-4	8	0	2	2	7	1.2	
McCain	7	2-5	0-3	3	1	0	0	4	0.6		O'Gorman	12	1-5	2-5	12	1	0	0	4	0.3	
Ortiz	4	0-4	0-0	4	0	0	0	0	0.0		Hopper	6	2-9	0-2	2	0	1	1	4	0.7	
Iona Totals	29	770-1566	439-686	1054	385	0	0	1979	68.2		Parascondola	6	1-1	1-2	4	1	0	0	3	0.5	
Opp Totals	29	798-1707	481-687	974	418	0	0	2077	71.6		Iona Totals	31	946-1805	518-761	1166	462	166	274	2410	77.7	
											Opp Totals	31	847-1900	457-673	1063	460	89	221	2151	69.4	

1981-82											1984-85										
Player	GP	FG-A	FT-A	Tot	A	Blk	Stl	Pts	Avg		Player	GP	FG-A	FT-A	Tot	A	Blk	Stl	Pts	Avg	
Burt Sr	31	251-496	182-251	108	0	0	0	684	22.1		Grimes	31	210-424	93-121	64	142	2	48	513	16.5	
Springer Sr	30	178-369	113-181	286	0	0	0	469	15.6		Hargraves	31	161-267	95-145	149	128	34	77	417	13.5	
Grimes	33	107-245	84-119	72	0	0	0	298	9.0		Simmonds	31	110-230	89-123	44	38	11	21	309	10.0	
Coleman	33	120-196	48-67	170	0	0	0	288	8.7		Coleman	31	130-239	42-72	179	10	5	8	302	9.7	
Hargraves	33	85-154	76-114	144	0	0	0	246	7.5		Russell	31	85-146	60-67	116	21	8	18	230	7.4	
Truesdale	33	78-134	32-61	148	0	0	0	188	5.7		Truesdale	30	70-124	36-54	143	7	31	23	176	5.9	
Horton	24	20-43	14-19	29	0	0	0	54	2.3		Kijonek	31	54-97	50-64	62	51	8	34	158	5.1	
Foley	24	9-24	19-25	20	0	0	0	37	1.5		Walters	30	38-64	26-32	77	10	1	12	102	3.4	
Hopper	8	3-4	5-6	5	0	0	0	11	1.4		Wilder	20	19-41	11-16	44	2	8	8	49	2.5	
Iona Totals	0	0-0	0-0	0	0	0	0	0	0.0		Harris	15	13-31	12-13	9	4	0	4	38	2.5	
Opp Totals	0	0-0	0-0	0	0	0	0	0	0.0		Hopper	7	3-6	3-6	3	3	0	0	9	1.3	
											Zona	7	3-7	0-2	6	1	0	1	6	0.9	
											Green	10	1-4	0-3	6	6	0	3	2	0.2	
											Iona Totals	31	898-1669	518-728	1021	430	112	258	2314	74.6	
											Opp Totals	31	858-1767	375-568	929	453	82	214	2091	67.5	

1982-83											1985-86										
Player	GP	FG-A	FT-A	Tot	A	Blk	Stl	Pts	Avg		Player	GP	FG-A	FT-A	Tot	A	Blk	Stl	Pts	Avg	
Burt Sr	31	294-544	132-171	129	85	0	0	720	23.2		Coleman	28	193-356	105-227	246	12	12	11	491	17.5	
Springer Sr	31	159-309	94-144	261	27	0	0	412	13.3		Simmonds	29	145-299	75-125	80	44	4	21	365	12.6	
Coleman	31	120-202	60-78	152	5	0	0	300	9.7		Kijonek	29	101-221	87-113	112	82	7	42	289	10.0	
Grimes	29	104-241	72-109	60	138	0	0	280	9.7		Harris	26	80-160	28-34	48	46	1	23	188	7.2	
Hargraves	31	95-190	68-118	194	168	0	0	258	8.3		Grant	29	38-88	49-78	42	131	1	33	125	4.3	
Russell	31	62-108	32-47	109	19	0	0	156	5.0		Wilder	28	38-88	49-78	42	16	42	8	125	4.5	
Crockett	30	55-124	18-29	69	19	0	0	128	4.3		Payne	29	42-72	35-54	95	1	21	7	119	4.1	
Truesdale	15	41-73	10-17	57	9	0	0	92	6.1		Zona	26	23-44	13-20	45	9	2	7	59	2.3	
Parascondola	9	5-8	10-11	4	4	0	0	20	2.2		Langdon	27	17-53	25-40	41	11	8	13	59	2.2	
Hopper	10	5-7	5-8	4	0	0	0	15	1.5		Green	29	8-32	15-27	29	75	1	20	31	1.1	
Foley	10	0-2	3-7	1	2	0	0	3	0.3		Blaha	19	2-2	0-1	0	1	0	0	4	0.2	
Iona Totals	31	940-1808	504-739	1144	476	0	0	2384	76.9		Kramer	9	0-3	0-0	2	0	1	0	0	0.0	
Opp Totals	31	847-1888	458-670	1062	488	0	0	2152	69.4		Iona Totals	29	713-1455	487-823	911	428	100	195	1913	66.0	
											Opp Totals	29	772-1448	475-761	891	451	66	245	2019	69.6	

# YEARLY STATISTICS (SINCE 1980-81)

1986-87										
Player	GP	FG-A	3FG-A	FT-A	Tot	A	Blk	Stl	Pts	Avg
Simmonds	30	215-429	9-29	82-127	113	60	7	25	521	17.4
Lott	30	184-390	44-99	59-75	80	125	11	80	471	15.7
Wilder	30	100-192	0-0	58-131	244	17	44	20	258	8.6
Wagner	29	88-207	19-57	52-79	45	32	0	24	247	8.5
Wright	29	61-126	0-0	49-93	99	48	6	32	171	5.9
Payne	23	63-133	0-0	42-64	147	7	24	17	168	7.3
Grant	30	39-82	1-3	60-83	54	67	3	20	139	4.6
Langdon	30	39-83	0-0	14-26	99	15	9	18	92	3.1
Perroni	30	31-62	0-0	28-38	73	2	3	3	90	3.0
Blaha	12	1-8	0-3	3-5	2	2	0	2	5	0.4
Green	18	0-3	0-0	5-7	4	3	0	2	5	0.3
Canteen	4	0-0	0-0	0-0	2	0	0	0	0	0.0
Iona Totals	30	824-1715	73-191	452-728	1054	378	107	243	2173	72.4
Opp Totals	30	805-1756	80-193	488-678	1110	447	67	191	2178	72.6

1987-88										
Player	GP	FG-A	3FG-A	FT-A	Tot	A	Blk	Stl	Pts	Avg
Simmonds	27	171-322	23-52	71-112	77	58	7	27	436	16.1
Lott	27	136-294	31-81	35-51	58	110	2	45	338	12.5
Wilder	22	108-191	0-0	67-123	164	21	31	16	283	12.9
Payne	27	93-163	0-0	61-96	178	26	22	16	247	9.1
Wagner	25	69-184	14-46	49-73	52	33	4	21	201	8.0
Johnson	26	59-134	33-77	22-28	74	29	0	12	173	6.7
Grant	27	41-86	6-12	72-102	64	92	1	34	160	5.9
Langdon	13	45-78	0-3	19-28	62	13	14	18	109	8.4
Perroni	26	24-61	0-0	16-22	47	3	4	8	64	2.5
Worthy	25	23-53	0-2	11-21	28	14	0	17	57	2.3
Savage	19	11-21	0-0	9-16	32	0	1	4	31	1.6
Iona Totals	27	780-1587	107-273	432-672	941	399	86	218	2099	77.7
Opp Totals	27	798-1667	111-265	484-674	1003	494	59	184	2191	81.1

1988-89										
Player	GP	FG-A	3FG-A	FT-A	Tot	A	Blk	Stl	Pts	Avg
Langdon	31	160-342	37-92	67-92	192	48	22	33	424	13.7
Payne	30	122-132	0-0	110-166	194	23	15	25	354	11.8
Grant	30	101-239	12-36	121-166	87	194	1	42	335	11.2
Green	23	119-291	26-87	37-55	93	14	6	34	301	13.1
Cooper	31	73-139	0-0	26-52	180	12	41	15	172	5.5
Duck	31	57-110	0-0	35-49	78	8	4	6	149	4.8
McCleave	31	45-94	0-0	35-55	92	6	6	11	125	4.0
Worthy	31	48-113	0-3	26-52	41	70	1	20	122	3.9
Johnson	18	31-85	24-61	10-14	30	28	2	9	96	5.3
Gilbert	19	27-71	2-12	12-17	36	15	1	5	68	3.6
Savage	19	6-18	0-0	3-9	27	1	4	3	15	0.8
Wright	10	2-18	0-0	5-9	14	7	1	1	9	0.9
Williams	14	4-17	0-3	0-2	7	2	0	1	8	0.6
Long	3	1-2	0-0	2-3	2	2	0	1	4	1.3
Regan	3	2-2	0-0	0-0	0	0	0	0	4	1.3
Iona Totals	31	798-1773	101-294	490-741	1073	430	104	206	2187	70.5
Opp Totals	31	829-1877	137-340	419-579	999	538	95	216	2214	71.4

1989-90										
Player	GP	FG-A	3FG-A	FT-A	Tot	A	Blk	Stl	Pts	Avg
Green	28	215-508	52-158	71-104	139	26	13	47	553	19.8
Worthy	28	82-162	6-14	72-106	81	87	1	26	242	8.6
Doyle	27	86-201	0-6	57-76	76	62	0	32	229	8.5
Johnson	21	60-164	31-104	65-84	78	35	4	25	216	10.3
Duck	28	83-176	0-0	47-77	161	12	7	11	213	7.6
Cooper	27	65-129	0-0	25-52	174	5	44	20	155	5.7
McCleave	26	28-66	0-0	21-30	82	3	1	5	77	3.0
Green	22	14-32	3-5	7-12	12	15	0	7	38	1.7
Williams	11	9-27	7-13	4-7	13	3	0	1	29	2.6
Savage	15	4-16	0-0	1-8	22	1	4	1	9	0.6
Goodwine	11	1-10	0-1	2-5	7	0	1	3	4	0.4
Regan	4	0-3	0-0	2-2	1	0	0	0	2	0.5
Albertell	2	0-1	0-0	0-0	0	0	0	0	0	0.0
Iona Totals	28	647-1495	99-301	374-563	957	249	75	178	1767	63.1
Opp Totals	28	721-1565	117-297	343-495	944	398	102	217	1902	67.9

1990-91										
Player	GP	FG-A	3FG-A	FT-A	Tot	A	Blk	Stl	Pts	Avg
Green	30	265-550	53-155	113-149	155	42	18	51	696	23.2
Worthy	30	136-265	20-56	113-166	109	119	4	33	405	13.5
Lewis	30	134-307	44-100	67-87	81	111	2	39	379	12.6
Duck	29	97-202	3-9	67-102	184	40	8	24	264	9.1
McCleave	30	56-95	0-0	41-64	105	20	3	13	153	5.1
Goodwine	16	6-25	0-7	7-10	6	5	0	4	19	1.2
Whyte	8	2-3	0-0	3-4	6	0	0	1	7	0.9
Regan	5	2-5	1-2	0-0	3	1	0	0	5	1.0
Saljanin	4	1-4	0-0	0-0	6	2	0	0	2	0.5
Savage	5	0-4	0-0	0-0	4	0	0	0	0	0.0
Green	2	0-1	0-0	0-0	0	1	0	0	0	0.0
Farley	1	0-0	0-0	0-0	0	0	0	0	0	0.0
Iona Totals	30	821-1721	126-348	466-682	1047	398	65	203	2234	74.5
Opp Totals	30	807-1761	152-425	413-583	989	419	90	190	2179	72.6

1991-92										
Player	GP	FG-A	3FG-A	FT-A	Tot	A	Blk	Stl	Pts	Avg
Canada	29	176-345	24-71	158-201	112	62	5	47	534	18.4
Mustafaj	29	135-312	37-103	56-86	120	129	7	38	363	12.5
Hart	29	129-215	0-0	67-108	223	21	67	32	325	11.2
Lewis	28	104-294	47-148	64-82	58	67	2	41	319	11.4
Taylor	28	74-201	9-40	98-138	160	83	8	41	255	9.1
Golembiewski	29	61-142	3-7	62-79	130	11	3	10	187	6.4
Cooper	28	26-55	0-0	20-36	62	6	15	4	72	2.6
Goodwine	29	17-53	5-12	22-33	22	22	0	8	61	2.1
Houston	19	5-15	3-9	5-7	5	3	0	1	18	0.9
Brickhouse	11	3-4	1-2	4-6	3	0	0	0	11	1.0
Saljanin	6	1-1	0-0	1-2	3	0	0	0	3	0.5
Whyte	9	0-1	0-0	2-8	4	0	1	0	2	0.2
Johnson	6	0-1	0-0	0-0	1	1	0	1	0	0.0
Iona Totals	29	731-1640	129-392	559-786	1037	405	108	223	2150	74.1
Opp Totals	29	820-1772	208-510	347-494	1020	436	101	231	2195	75.7

# YEARLY STATISTICS (SINCE 1980-81)

## 1992-93

Player	GP	FG-A	3FG-A	FT-A	Tot	A	Blk	Stl	Pts	Avg
Hart	26	151-231	0-0	118-170	212	27	80	31	420	16.2
Taylor	27	123-306	42-122	121-167	146	83	8	45	409	15.1
Mustafaj	27	147-272	33-78	37-57	68	98	6	24	364	13.5
Martin	27	74-186	36-106	45-59	117	122	4	54	229	8.5
Golembiewski	27	92-202	7-26	29-39	139	23	9	13	220	8.1
Barr	26	55-111	1-5	39-57	69	60	5	30	150	5.8
Johnson	25	31-71	7-16	19-30	24	28	1	13	88	3.5
Doyle	23	22-49	3-10	16-24	17	22	0	12	63	2.7
Larsen	20	13-34	1-3	8-16	27	3	4	2	35	1.8
Deaver	24	6-15	2-3	11-20	13	8	0	3	25	1.0
Rivers	12	9-20	0-1	2-10	15	1	1	0	20	1.7
Roberts	9	4-15	2-4	4-5	12	1	0	2	14	1.6
Houston	16	2-7	1-3	2-2	2	3	0	3	7	0.4
Nicholson	8	0-3	0-3	2-4	2	1	0	1	2	0.3
Goodwine	4	0-2	0-1	0-0	0	0	0	0	0	0.0
Iona Totals	27	729-1524	131-381	453-660	950	480	118	233	2042	75.6
Opp Totals	27	775-1736	159-452	296-441	1001	424	78	250	2005	74.3

## 1993-94

Player	GP	FG-A	3FG-A	FT-A	Tot	A	Blk	Stl	Pts	Avg
Larsen	27	182-374	0-1	112-165	181	30	53	21	476	17.6
Doyle	27	143-273	8-39	96-130	100	165	2	41	390	14.4
Golembiewski	27	116-286	5-16	87-114	213	23	11	13	324	12.0
Timinskas	27	104-230	30-90	35-60	144	47	27	28	273	10.1
Barr	23	95-187	6-27	74-87	84	76	6	25	270	11.7
Rivers	26	51-145	11-48	48-66	50	25	2	25	161	6.2
Deaver	13	28-60	13-35	8-10	38	35	1	10	77	5.9
Kemna	26	19-41	0-0	8-17	52	4	4	11	46	1.8
Rutkowski	14	2-4	0-0	3-4	10	3	0	3	7	0.5
Van Woerkom	7	0-1	0-1	1-2	0	1	0	3	1	0.1
Iona Totals	27	740-1601	73-257	472-655	991	419	106	180	2025	75.0
Opp Totals	27	841-1800	218-562	333-482	1001	508	88	0	2233	82.7

## 1994-95

Player	GP	FG-A	3FG-A	FT-A	Tot	A	Blk	Stl	Pts	Avg
Larsen	26	180-342	1-1	95-137	164	19	51	18	456	17.5
Timinskas	27	154-328	25-77	70-106	184	56	11	23	403	14.9
Barr	23	74-157	9-28	70-83	54	40	6	21	227	9.9
Estick	26	87-175	0-1	35-58	202	23	4	15	209	8.0
Martin	26	53-160	36-109	45-67	50	161	1	34	187	7.2
Zamor	27	76-155	7-26	21-42	66	39	3	28	180	6.7
Browning	27	57-143	25-65	24-29	101	23	10	17	163	6.0
Ricers	14	21-61	10-26	10-17	13	26	2	8	62	4.4
Kemna	27	21-36	0-0	20-29	51	6	8	4	62	2.3
Deaver	15	11-31	10-24	5-11	14	24	0	10	37	2.5
Sanders	18	14-34	6-16	1-3	11	5	1	1	35	1.9
Van Woerkom	14	6-12	2-6	0-3	9	3	0	1	14	1.0
Townsend	3	0-1	0-0	0-0	0	0	0	0	0	0.0
Phang	3	0-0	0-0	0-0	0	0	0	0	0	0.0
Iona Totals	27	754-1635	131-379	396-585	1028	425	97	180	2035	75.4
Opp Totals	27	755-1667	192-512	378-539	977	440	85	191	2080	77.0

## 1995-96

Player	GP	FG-A	3FG-A	FT-A	Tot	A	Blk	Stl	Pts	Avg
Matthew	29	131-299	41-109	117-153	200	24	26	47	420	14.5
Barr	29	149-317	47-118	74-101	136	102	17	51	419	14.4
Timinskas	29	138-326	26-96	94-120	194	87	18	23	396	13.7
Larsen	29	150-363	0-0	84-134	170	23	76	13	384	13.2
Zamor	28	82-178	2-23	59-82	83	52	13	42	225	8.0
Bell	19	19-42	0-1	17-34	48	6	8	7	55	2.9
Hameed	26	19-43	0-0	13-30	41	3	14	2	51	2.0
Sanders	21	15-35	8-25	8-14	17	8	1	4	46	2.2
Rose	21	9-38	4-16	11-22	30	19	0	9	33	1.6
Deaver	23	12-36	6-18	2-3	30	27	0	8	32	1.4
Kemna	25	13-32	0-0	5-10	38	1	3	2	31	1.2
Van Woerkom	18	3-6	2-4	1-5	6	0	3	0	9	0.5
Browning	1	1-3	0-1	0-0	2	0	0	1	2	2.0
Rutkowski	4	0-0	0-0	0-2	1	0	0	1	0	0.0
Forde	2	0-1	0-0	0-0	0	1	0	0	0	0.0
Iona Totals	29	741-1719	136-411	485-710	1141	353	176	210	2103	72.5
Opp Totals	29	711-1800	178-549	375-559	1144	399	90	189	1975	68.1

## 1996-97

Player	GP	FG-A	3FG-A	FT-A	Tot	A	Blk	Stl	Pts	Avg
Matthew	30	175-365	53-142	159-194	145	44	18	39	562	18.7
Timinskas	30	182-392	41-120	140-185	197	75	22	44	545	18.2
Kirksay	30	113-244	27-80	102-140	153	49	26	35	355	11.8
Hameed	30	131-238	1-5	60-92	163	25	43	14	323	10.8
Mitchell	30	61-148	18-48	58-79	152	84	18	36	198	6.6
McDonald	22	55-149	12-56	58-73	54	75	0	26	180	8.2
Young	25	10-28	6-19	14-18	31	32	2	15	40	1.6
Kemna	23	12-33	0-2	5-8	33	3	8	5	29	1.3
Bell	19	10-28	0-0	8-21	28	4	4	3	28	1.5
Rose	23	7-28	3-10	7-15	8	14	1	9	24	1.0
Kresta	17	9-19	1-4	0-2	17	1	4	0	19	1.1
Van Woerkom	21	3-12	0-3	4-5	8	3	1	1	10	0.5
Ingegneri	6	2-4	1-3	2-2	1	0	0	0	7	1.2
Forde	3	0-2	0-1	0-0	1	1	0	1	0	0.0
Iona Totals	30	770-1690	163-493	617-834	1099	410	147	231	2320	77.3
Opp Totals	30	727-1723	156-473	489-706	1050	365	86	242	2099	70.0

## 1997-98

Player	GP	FG-A	3FG-A	FT-A	Tot	A	Blk	Stl	Pts	Avg
Hameed	33	173-354	1-7	158-215	204	44	84	39	505	15.3
Kirksay	33	163-334	35-91	108-164	236	66	19	77	469	14.2
McDonald	32	155-342	55-145	101-127	72	110	2	42	466	14.6
Mitchell	33	115-261	48-126	55-77	122	90	17	44	333	10.1
Kresta	33	72-165	22-61	43-54	107	30	30	24	209	6.3
Grant	33	70-163	14-52	21-35	80	34	4	17	175	5.3
Young	33	54-132	19-64	45-63	60	91	3	36	172	5.2
Dunmore	33	57-97	0-0	11-36	80	16	29	21	125	3.8
Miller	18	34-50	0-0	8-23	74	7	16	5	76	4.2
Harrison	20	18-45	10-30	10-19	22	5	1	4	56	2.8
Armistead	26	17-44	6-20	11-14	14	12	1	8	51	2.0
Cheatham	18	5-19	0-3	3-8	13	6	0	8	13	0.7
Rolsma	3	1-2	0-0	0-0	3	0	0	0	2	0.7
Iona Totals	33	934-2008	210-559	574-835	1247	511	206	325	2652	80.4
Opp Totals	33	787-1923	179-529	542-777	1234	411	75	232	2295	69.5

**YEARLY STATISTICS (SINCE 1980-81)**

<b>1998-99</b>										
Player	GP	FG-A	3FG-A	FT-A	Tot	A	Blk	Stl	Pts	Avg
Kirksay	30	147-291	20-75	101-139	258	90	16	42	415	13.8
Hameed	29	135-290	2-4	125-195	179	47	68	18	397	13.7
Wilson	30	99-218	0-2	74-106	117	55	28	20	272	9.1
Grant	27	99-248	38-119	19-39	95	49	10	26	255	9.4
Miller	30	92-171	0-5	41-55	154	19	51	21	225	7.5
Young	30	57-170	37-107	46-65	75	122	9	29	197	6.6
Kresta	29	67-168	21-83	26-39	109	17	15	16	181	6.2
Norris	29	53-129	21-65	22-33	30	29	1	18	149	5.1
Dunmore	30	38-75	0-1	11-44	70	18	19	26	87	2.9
Cheatham	27	19-42	0-1	20-26	45	58	2	21	58	2.1
Armistead	8	19-50	5-21	5-7	16	8	1	5	48	6.0
Rolsma	7	1-5	0-0	1-3	0	0	0	1	3	0.4
Iona Totals	30	826-1857	144-483	491-751	1261	512	220	243	2287	76.2
Opp Totals	30	770-1906	172-486	518-781	1200	390	112	286	2230	74.3

<b>1999-00</b>										
Player	GP	FG-FGA	3FG-FGA	FT-FTA	Tot	A	Blk	Stl	Pts	Avg
Kirksay	30	196-384	31-75	153-196	279	76	22	53	576	19.2
Wilson	30	159-327	0-1	119-184	137	59	20	26	437	14.6
Miller	30	151-291	0-3	111-150	232	17	98	22	413	13.8
Grant	31	115-295	42-132	56-82	105	92	9	23	328	10.6
Kresta	24	84-164	13-32	51-64	133	26	21	18	232	9.7
Wofford	31	34-112	15-52	46-61	72	58	10	41	129	4.2
Young	30	29-96	14-57	37-46	67	149	2	24	109	3.6
Norris	14	39-78	22-51	8-8	30	37	2	14	108	7.7
Small	16	14-47	6-12	11-20	29	3	1	1	45	2.8
Sellers	12	14-43	0-0	6-10	46	5	30	2	34	2.8
Mathews	27	9-35	3-8	6-12	29	7	1	9	27	1.0
Mazza	9	2-5	1-4	0-0	3	0	0	0	5	0.6
Iona Totals	31	846-1877	147-427	604-833	1272	529	216	233	2443	78.8
Opp Totals	0	841-2012	176-535	495-721	1181	409	117	303	2353	0.0

<b>2000-01</b>										
Player	GP	FG-A	3FG-A	FT-A	Tot	A	Blk	Stl	Pts	Avg
Johnson	33	143-286	46-99	90-120	88	131	6	33	422	12.8
Wilson	33	151-341	3-11	107-152	154	67	22	28	412	12.5
Miller	27	163-244	2-3	80-125	240	16	52	26	408	15.1
Grant	33	100-247	18-60	63-103	223	90	10	34	281	8.5
Jenkins	32	115-198	0-0	45-67	147	10	28	14	275	8.6
Fields	33	82-209	16-47	73-109	188	90	10	34	253	7.7
Norris	33	71-170	48-117	24-32	46	53	3	24	214	6.5
Wofford	31	45-100	25-67	56-73	53	44	8	33	171	5.5
Carruthers	15	15-33	0-0	11-18	25	3	1	1	41	2.7
Pavlovic	10	7-19	0-1	5-7	6	3	1	1	19	1.9
Williams	7	3-5	0-0	2-4	5	0	0	1	8	1.1
Iona Totals	33	912-1896	159-415	566-822	1239	481	183	259	2549	77.2
Opp Totals	33	809-1941	176-536	581-865	1170	431	97	262	2375	72.0

<b>2001-02</b>										
Player	GP	FG-A	3FG-A	FT-A	Tot	A	Blk	Stl	Pts	Avg
Fields	27	116-245	14-52	100-140	176	49	23	48	346	12.8
Wilson	30	111-275	1-7	105-149	161	65	16	29	328	10.9
Jenkins	30	121-247	0-1	80-119	182	28	41	25	322	10.7
Wofford	29	92-209	54-130	64-85	77	53	3	34	302	10.4
Brown	30	74-204	23-95	64-93	80	115	12	39	235	7.8
Henson	30	78-161	1-4	18-33	102	20	25	12	175	5.8
Starks	28	44-118	28-82	38-47	80	47	1	21	154	5.5
Norris	14	44-103	26-67	11-16	29	25	1	16	125	8.9
Carruthers	26	42-90	1-3	33-47	73	6	11	5	118	4.5
Allen	14	6-22	0-0	3-7	31	2	14	3	15	1.1
Williams	6	0-0	0-0	0-0	0	0	0	0	0	0.0
Peterson	1	0-0	0-0	0-0	0	0	0	0	0	0.0
Lombardo	1	0-0	0-0	0-0	1	1	0	1	0	0.0
Iona Totals	30	728-1674	148-441	528-761	1096	417	153	238	2132	71.1
Opp Totals	30	697-1728	175-506	603-835	1053	370	103	267	2172	72.4

<b>2002-03</b>										
Player	GP	FG-A	3FG-A	FT-A	Tot	A	Blk	Stl	Pts	Avg
Fields	29	125-251	16-43	117-162	185	60	30	34	383	13.2
Smith	28	147-245	0-0	63-93	165	36	16	31	357	12.8
Soliver	29	94-265	32-117	76-102	101	98	5	47	296	10.2
Burt	29	89-208	38-101	50-60	62	42	2	16	266	9.2
Wofford	29	81-186	45-98	59-75	64	65	6	36	266	9.2
McCullough	29	69-181	31-81	47-73	90	117	2	47	216	7.4
Henson	28	65-133	4-11	29-46	139	35	44	7	163	5.8
Wachsmann	29	60-121	0-0	32-48	94	15	16	19	152	5.2
Jenkins	5	25-45	0-0	17-26	24	8	5	1	67	13.4
Williams	9	3-6	0-0	0-0	4	0	0	0	6	0.7
Dagostino	8	0-4	0-2	2-2	0	1	0	0	2	0.3
Iona Totals	29	758-1645	166-453	492-687	1027	477	126	238	2174	75.0
Opp Totals	29	689-1641	167-501	528-728	1026	370	80	215	2073	71.5

<b>2003-04</b>										
Player	GP	FG-A	3FG-A	FT-A	Tot	A	Blk	Stl	Pts	Avg
Burt	29	139-319	49-133	64-78	89	68	1	28	391	13.5
Jenkins	29	141-256	0-0	69-134	212	23	63	12	351	12.1
Williams	21	102-280	54-164	53-69	107	62	8	28	311	14.8
Soliver	22	76-177	35-79	62-82	88	77	4	37	249	11.3
McCullough	29	72-178	16-53	39-59	113	119	3	47	199	6.9
Bruin	29	64-117	0-0	44-76	124	26	36	15	172	5.9
Smith	16	65-131	0-0	40-56	88	24	17	19	170	10.6
Wachsmann	29	53-115	0-0	28-50	127	15	19	8	134	4.6
Atkins	21	25-75	2-16	19-33	43	17	1	27	71	3.4
Marshall	18	12-35	0-4	4-8	30	2	9	2	28	1.6
Williams	9	1-3	0-0	0-0	1	0	0	0	2	0.2
Moroney	4	0-1	0-0	0-0	0	0	0	0	0	0.0
Jackson	1	0-1	0-1	0-0	0	0	0	0	0	0.0
Dagostino	7	0-2	0-1	0-0	1	1	0	0	0	0.0
Iona Totals	29	750-1690	156-451	422-645	1109	434	161	223	2078	71.7
Opp Totals	29	745-1770	206-582	475-674	1089	438	88	225	2171	74.9



# YEARLY STATISTICS (SINCE 1980-81)

2010-11											2013-14										
Player	GP	FG-A	3FG-A	FT-A	Tot	A	Blk	Stl	Pts	Avg	Name	GP	FG-A	3FG-A	FT-A	Reb	A	B	S	Pts	Avg
Glover	24	172-278	0-2	115-183	253	20	25	14	459	19.1	Armand	33	190-391	96-217	101-128	106	135	9	39	577	17.5
Machado	24	116-276	25-87	73-108	99	183	3	35	330	13.8	English	33	170-419	84-237	144-188	130	142	14	33	568	17.2
Smyth	24	90-202	57-148	27-40	54	25	2	28	264	11.0	Laury	33	162-295	0-0	139-237	274	77	38	22	463	14.0
Jenkins	24	83-223	49-138	16-19	59	68	1	31	231	9.6	Bowman	32	156-298	68-170	64-81	143	40	6	31	444	13.9
Dwight	24	56-135	21-51	47-65	54	53	9	29	180	7.5	Williams	28	118-221	61-143	18-20	111	47	26	35	315	11.3
Rodriguez	23	61-95	0-0	27-51	149	25	25	20	149	6.5	Poole	33	82-170	4-19	29-35	138	62	20	41	197	6.0
Armand	24	48-116	36-84	5-9	29	8	2	5	137	5.7	Sledge	28	25-51	4-9	16-23	24	32	0	5	70	2.5
Dezouvre	21	23-56	0-5	13-25	26	10	0	5	59	2.8	Hines	21	17-29	7-15	7-10	20	7	0	6	48	2.3
Pelcher	22	20-38	0-0	16-26	38	7	10	3	56	2.5	Gomez	25	16-42	12-32	8-12	21	29	0	5	52	2.1
Fields	21	8-25	1-15	10-11	12	14	0	6	27	1.3	Robinson	10	5-11	0-0	1-3	12	0	6	1	11	1.1
James	4	0-6	0-2	1-2	3	0	2	1	1	0.3	Ellis	17	4-14	2-11	0-0	3	2	1	0	10	0.6
Kesic	7	0-6	0-2	0-0	4	0	0	0	0	0.0	Duravcevic	7	1-2	0-0	1-2	1	0	1	0	3	0.4
Iona Totals	24	677-1456	189-534	350-539	857	413	79	177	1893	78.9	Williams	8	1-1	0-0	0-0	5	3	1	1	2	0.3
Opp Totals	24	603-1331	155-416	352-504	841	317	85	138	1713	71.4	Iona Totals	33	947-1944	338-853	528-739	1094	576	122	219	2760	83.6
											Opp Totals	33	959-2111	218-640	424-620	1261	480	117	158	2560	77.6

2011-12											2014-15										
Player	GP	FG-A	3FG-A	FT-A	Tot	A	Blk	Stl	Pts	Avg	Name	GP	FG-A	3FG-A	FT-A	Reb	A	B	S	Pts	Avg
Glover	33	239-375	0-0	126-194	297	32	38	33	604	18.3	English	34	212-491	106-274	155-197	174	172	18	49	685	20.1
Jones	33	197-429	53-150	71-91	108	95	2	40	518	15.7	Laury	34	244-514	27-71	159-233	329	96	45	27	674	19.8
Machado	33	155-313	40-99	99-122	163	327	7	53	449	13.6	Casimir	35	156-365	94-222	102-114	98	69	2	39	508	14.5
Dennis	27	117-261	49-140	59-73	95	40	4	36	342	12.7	Williams	23	107-213	69-156	23-31	140	51	32	33	306	13.3
Armand	33	107-225	79-171	22-28	68	41	2	21	315	9.5	Amayo	35	105-211	4-21	62-123	175	96	14	35	276	7.9
Ridley	33	90-176	1-7	39-61	131	16	6	21	220	6.7	Dublin	33	43-63	0-0	11-24	45	2	9	10	97	2.9
Smyth	31	60-150	37-112	15-16	61	43	5	25	172	5.5	Hines	35	37-74	16-40	11-21	104	13	8	7	101	2.9
Jenkins	31	57-134	38-95	18-20	47	31	0	14	170	5.5	Muhammad	35	25-57	13-35	13-20	48	65	0	16	76	2.2
Dezouvre	32	66-126	2-4	31-45	87	30	5	22	165	5.2	Robinson	2	2-3	0-0	0-0	1	0	1	0	4	2
James	29	36-69	4-13	14-20	46	9	2	11	90	3.1	Bebis	27	17-52	13-44	2-2	20	8	3	8	49	1.8
Moikobu	17	6-14	0-1	3-13	18	5	1	0	15	0.9	Ellis	7	2-6	2-5	0-0	3	1	0	0	6	0.9
Gomez	16	5-11	0-0	0-0	9	1	3	0	10	0.6	Duravcevic	9	0-2	0-1	0-3	5	0	3	2	0	0
Fields	20	3-11	0-4	2-7	7	8	0	1	8	0.4	Iona Totals	35	950-2051	344-869	538-768	1260	573	135	226	2782	79.5
Sledge	8	3-5	0-0	2-4	0	3	0	1	8	1.0	Opp Totals	35	937-2208	250-705	440-630	1320	507	130	208	2564	73.3
Iona Totals	33	1021-2033	254-656	440-617	1148	638	71	241	2736	82.9											
Opp Totals	33	885-1962	237-669	393-565	1126	474	105	181	2400	72.7											

2012-13											2015-16										
Name	GP	FG-A	3FG-A	FT-A	Reb	A	B	S	Pts	Avg	Name	GP	FG-A	3FG-A	FT-A	Reb	A	B	S	Pts	Avg
Jones	34	246-561	56-178	221-249	101	116	2	40	769	22.6	English	28	190-439	94-254	158-189	141	173	14	44	632	22.6
Armand	34	189-434	112-274	76-99	173	103	16	42	566	16.6	Washington	31	167-325	0-0	107-180	198	11	18	14	441	14.2
Laury	25	128-241	0-1	72-111	258	49	39	28	328	13.1	Much	30	128-270	80-179	54-67	105	54	6	34	390	13.0
Bowman	32	88-185	32-80	56-62	122	26	6	19	264	8.3	Williams	33	151-349	85-242	36-52	228	63	17	27	423	12.8
Ridley	32	101-207	5-22	55-72	180	29	10	14	262	8.2	Casimir	4	9-24	5-12	2-2	7	11	0	4	25	6.3
English	17	40-98	29-71	10-16	42	22	6	14	119	7.0	Rountree	33	82-168	0-6	42-65	170	87	58	45	206	6.2
Sledge	34	83-165	5-19	35-57	99	108	7	40	206	6.1	Proctor	32	61-133	17-60	24-34	64	34	2	14	163	5.1
Dennis	29	40-106	26-79	4-7	40	10	7	9	110	3.8	Muhammad	33	57-135	37-92	16-24	62	86	0	33	167	5.1
Jackson	12	10-28	0-0	2-5	31	0	7	6	22	1.8	Bessick	24	35-66	0-0	14-22	79	1	16	7	84	3.5
Gomez	31	17-56	15-44	5-7	22	53	0	10	54	1.7	McGill	30	35-75	7-25	8-11	44	22	2	22	85	2.8
Moikobu	17	13-20	3-3	0-2	21	5	1	0	29	1.7	Amayo	4	1-10	1-1	0-0	6	4	1	2	3	0.8
Anderson	7	1-4	0-0	2-2	5	1	0	0	4	0.6	Hines	21	2-7	0-3	2-5	18	3	1	1	6	0.3
Boateng	2	0-1	0-0	0-0	0	1	0	0	0	0.0	Nwokeabia	13	1-7	1-7	0-0	2	0	0	1	3	0.2
Iona Totals	34	956-2106	283-771	538-689	1229	523	101	222	2733	80.4	Westrop	14	0-3	0-3	0-0	1	2	0	0	0	0.0
Opp Totals	34	938-2083	272-726	447-670	1228	526	147	188	2595	76.3	Iona Totals	33	919-2011	327-884	463-651	1218	551	135	248	2628	79.6
											Opp Totals	33	844-1993	257-718	506-724	1234	451	97	193	2451	74.3

# YEARLY STATISTICS (SINCE 1980-81)

2016-17											2019-20										
Name	GP	FG-A	3FG-A	FT-A	Reb	A	B	S	Pts	Avg	Name	GP	FG-A	3FG-A	FT-A	Reb	A	B	S	Pts	Avg
Washington	35	233-422	1-4	162-236	265	22	14	32	629	18.0	Crawford	28	173-371	33-106	146-174	148	50	13	27	525	18.8
Severe	35	135-300	61-144	63-74	130	76	3	24	394	11.3	Agee	29	151-299	18-48	107-136	210	87	36	32	427	14.7
Cassell Jr.	35	125-329	79-217	53-64	110	105	2	30	382	10.9	Washington	28	115-283	39-118	49-61	144	112	7	48	318	11.4
McGill	35	132-278	27-80	78-99	134	180	15	62	369	10.5	Ross	29	107-233	69-172	37-51	92	33	3	21	320	11.0
Much	27	92-241	57-148	15-19	96	50	4	39	256	9.5	Gist	15	51-133	28-78	21-30	33	39	1	7	151	10.1
Crawford	35	110-243	56-125	53-68	107	39	7	13	329	9.4	Thiam	19	29-70	13-43	0-2	50	4	8	10	71	3.7
Casimir	34	74-174	41-96	48-51	52	49	2	19	237	7.0	van Eyck	27	32-63	6-26	25-40	114	26	24	23	95	3.5
Bessick	34	44-86	0-0	19-29	149	11	45	10	107	3.1	Perez	28	19-68	12-51	16-25	42	22	3	16	66	2.4
Svandrlík	31	22-47	19-38	11-12	61	6	5	7	74	2.4	Ristanovic	15	10-31	6-23	3-4	19	2	6	6	29	1.9
Turner	5	2-11	1-7	3-6	4	1	1	1	8	1.6	Nikolic	18	9-16	0-0	1-2	18	0	3	2	19	1.1
Williams	26	10-21	0-0	8-10	44	2	10	2	28	1.1	Cashaw	16	1-8	0-1	7-8	10	7	2	6	9	0.6
Milosavljevic	13	0-3	0-3	0-0	1	0	0	0	0	0.0	Weiss	5	0-7	0-7	0-2	0	0	0	0	0	0.0
Iona Totals	35	979-2155	342-862	513-668	1251	541	108	239	2813	80.4	McNeil	2	0-4	0-0	0-0	2	0	2	1	0	0.0
Opp Totals	35	951-2183	280-776	507-729	1340	504	101	170	2689	76.8	Iona Totals	29	697-1586	224-673	412-535	971	382	108	199	2030	70.0
											Opp Totals	29	718-1700	242-666	377-581	1032	419	83	198	2055	70.9
2017-18											2020-21										
Name	GP	FG-A	3FG-A	FT-A	Reb	A	B	S	Pts	Avg	Name	GP	FG-A	3FG-A	FT-A	Reb	A	B	S	Pts	Avg
McGill	34	163-363	51-133	80-114	137	189	4	52	457	13.4	Ross	18	115-253	46-120	56-69	70	25	1	26	332	18.4
Crawford	33	146-317	50-148	72-90	113	36	9	19	414	12.5	Gist	16	59-169	23-69	74-83	32	57	1	12	215	13.4
Griffin	33	144-271	2-9	79-118	171	46	23	15	369	11.2	Jr. Joseph	18	81-136	0-1	37-58	135	24	29	11	199	11.1
Much	32	116-287	67-169	36-44	123	73	7	39	335	10.5	JeanLouis	18	56-117	17-46	17-30	98	31	22	40	146	8.1
Casimir	33	99-224	65-142	79-96	63	65	0	26	342	10.4	van Eyck	18	44-102	14-47	26-35	113	42	11	10	128	7.1
Lewis	31	97-241	47-138	44-59	90	95	9	46	285	9.2	Myers	18	36-87	19-44	17-24	28	19	2	4	108	6
Edogi	34	124-218	1-6	45-60	242	14	39	18	294	8.6	Chavez	16	13-54	10-42	15-16	19	13	1	6	51	3.2
Svandrlík	34	37-90	30-75	19-23	57	9	6	9	123	3.6	Shema	10	12-21	0-2	7-10	36	5	2	3	31	3.1
Seaforth	20	16-35	11-26	3-5	13	12	0	2	46	2.3	Koroma	18	21-49	1-6	5-15	62	20	4	6	48	2.7
Kensmil	23	10-21	0-0	3-14	24	2	3	3	23	1.0	Brown	4	2-6	0-0	0-0	3	2	2	0	4	1
Williams	14	5-10	0-0	2-3	13	0	3	0	12	0.9	Rowe	7	1-2	1-1	2-4	4	1	0	1	5	0.7
Taylor	2	0-0	0-0	0-0	0	1	0	0	0	0.0	Crafoord	6	1-2	0-0	2-2	2	2	0	0	4	0.7
Iona Totals	34	957-2077	324-846	462-626	1144	542	103	229	2702	79.5	Cashaw	8	2-7	0-0	0-0	3	4	0	3	4	0.5
Opp Totals	34	969-2103	267-745	397-602	1281	505	95	172	2602	76.5	Carey	4	1-2	0-1	0-0	0	0	0	0	2	0.5
											James	2	0-0	0-0	1-2	2	0	0	0	1	0.5
											Weiss	11	2-3	1-2	0-0	1	0	0	1	5	0.5
											Brooks	2	0-0	0-0	0-0	0	0	0	0	0	0
											Iona Totals	18	446-1010	132-381	259-348	665	245	75	123	1283	71.3
											Opp Totals	18	388-963	109-361	304-444	580	207	46	135	1189	66.1
2018-19											2021-22										
Name	GP	FG-A	3FG-A	FT-A	Reb	A	B	S	Pts	Avg	Name	GP	FG-A	3FG-A	FT-A	Reb	A	B	S	Pts	Avg
Crawford	33	205-407	53-140	120-147	167	61	7	23	583	17.7	Jolly	33	170-390	49-131	93-133	159	76	27	24	482	14.6
McGill	33	173-366	47-134	130-171	148	160	9	78	523	15.8	Jr. Joseph	33	160-292	1-3	109-166	272	49	62	36	430	13
Agee	33	151-330	35-98	99-136	265	38	23	33	436	13.2	Joiner	29	113-281	38-131	71-97	124	96	9	31	335	11.6
Gist	33	130-319	67-186	87-111	78	77	0	19	414	12.5	Slazinski	33	89-241	36-106	63-76	104	44	11	20	277	8.4
Perez	28	75-169	50-127	30-39	102	31	4	28	230	8.2	van Eyck	33	96-169	27-69	54-90	144	102	27	25	273	8.3
Still	13	30-80	9-36	28-48	42	18	5	13	97	7.5	Clayton	32	72-166	30-84	59-75	71	51	11	24	233	7.3
Ristanovic	29	33-90	23-67	13-16	91	13	18	6	102	3.5	Myers	33	61-173	32-93	23-36	50	32	4	11	177	5.4
Nikolic	23	29-48	0-0	7-16	56	9	20	7	65	2.8	JeanLouis	32	62-133	12-49	8-16	121	56	25	28	144	4.5
Maxwell	31	29-77	12-50	7-13	57	16	4	10	77	2.5	Shema	21	26-42	2-8	14-21	45	13	16	4	68	3.2
Hudson	23	2-9	1-7	0-0	9	9	0	6	5	0.2	Duach	12	7-14	3-9	3-4	8	1	2	3	20	1.7
Rhem	6	0-2	0-0	0-2	0	0	0	0	0	0.0	James	11	5-8	0-0	3-6	10	0	3	1	13	1.2
Iona Totals	33	857-1897	297-845	521-699	1127	432	90	223	2532	76.7	Wildy	13	4-10	2-5	1-2	4	0	2	0	11	0.8
Opp Totals	33	900-2021	314-857	394-576	1219	499	118	178	2508	76.0	Cashaw	21	6-15	1-2	3-5	11	9	0	5	16	0.8
											Weiss	19	1-9	1-9	0-0	9	3	0	4	3	0.2
											Carey	4	0-4	0-2	0-0	2	1	0	0	0	0
											Brown	4	0-3	0-1	0-0	0	0	0	0	0	0
											Rainey	1	0-2	0-2	0-0	0	0	0	0	0	0
											Iona Totals	33	872-1952	234-704	504-727	1220	533	199	216	2482	75.2
											Opp Totals	33	804-1934	194-642	462-654	1163	381	105	234	2264	68.6

# YEARLY STATISTICS (SINCE 1980-81)

2022-23											2025-26										
Name	GP	FG-A	3FG-A	FT-A	Reb	A	B	S	Pts	Avg	Name	GP	FG-A	3FG-A	FT-A	Reb	A	B	S	Pts	Avg
Clayton Jr.	32	182-400	72-167	102-107	136	103	19	59	538	16.8	Anthony	31	144-329	52-140	104-137	95	166	3	51	444	14.3
Jenkins	35	199-476	56-155	92-117	153	173	20	48	546	15.6	Sabally	31	138-240	1-10	76-129	254	98	14	49	353	11.4
Joseph	35	192-349	0-5	136-218	326	39	52	42	520	14.9	Harris	32	120-274	90-219	28-31	109	21	10	12	358	11.2
Slazinski	7	29-68	9-31	12-16	40	13	2	4	79	11.3	Akametu	29	112-267	28-93	66-86	144	26	10	14	318	11
Jeanlouis	32	106-220	17-65	25-37	134	62	33	31	254	7.9	Anglin	31	100-291	56-188	31-39	65	59	3	29	287	9.3
Shema	34	93-188	23-64	29-43	161	53	43	24	238	7.0	Williams	16	55-120	14-39	12-16	51	17	0	7	136	8.5
Davis	24	57-136	13-41	29-38	33	23	8	16	156	6.5	Jungers	30	56-118	43-98	25-32	58	7	7	10	180	6
Brookshire	32	47-109	31-80	8-9	35	13	2	6	133	4.2	Badru	31	40-81	1-11	30-48	82	6	12	10	111	3.6
Ibine Ayo	25	25-65	7-21	7-10	38	5	6	9	64	2.6	Fall	31	36-82	0-2	11-22	127	34	36	18	83	2.7
Jefferson	21	15-47	8-25	4-7	37	20	1	10	42	2.0	Cormier	32	21-64	18-54	5-6	23	11	0	11	65	2
Boateng	1	0-1	0-0	2-2	2	0	0	0	2	2.0	Reed	17	10-27	3-14	5-10	22	2	0	1	28	1.6
Sunday	27	19-34	0-0	3-6	42	4	4	2	41	1.5	Horan	6	0-3	0-2	0-0	1	0	0	0	0	0
Weiss	29	11-32	9-25	0-2	13	6	1	9	31	1.1	Hourrutiner	6	0-3	0-1	0-0	2	0	0	0	0	0
Carey	10	1-4	1-2	4-4	4	2	0	0	7	0.7	Iona Totals	32	832-1899	306-871	393-556	1139	447	95	212	2363	73.8
Florence	11	3-6	1-2	0-3	8	4	1	1	7	0.6	Opp Totals	32	840-1968	245-801	415-566	1197	475	114	238	2340	73.1
Iona Totals	35	979-2135	247-683	453-619	1245	520	192	261	2660	76.0											
Opp Totals	35	826-2009	207-696	438-621	1223	426	97	187	2297	65.6											

## 2023-24

Name	GP	FG-A	3FG-A	FT-A	Reb	A	B	S	Pts	Avg
Gordon	24	161-294	14-43	48-93	175	30	9	35	384	16.0
Tretout	28	132-335	59-164	74-110	81	63	6	42	397	14.2
Quigley	33	123-297	17-51	94-122	109	108	2	28	357	10.8
Panzo	33	108-289	90-246	10-15	85	47	19	37	316	9.6
Aranguren	33	92-193	27-68	55-69	127	58	5	35	266	8.1
Brown	32	98-200	13-35	33-73	107	113	4	68	242	7.6
Shema	23	41-107	23-67	13-17	64	17	20	15	118	5.1
Saunders	21	24-63	15-49	3-4	22	5	4	3	66	3.1
Adewale	33	38-87	0-1	22-32	104	11	22	10	98	3.0
Bates IV	25	19-51	9-26	3-6	16	7	2	7	50	2.0
Williams Jr.	20	14-48	1-13	10-15	35	10	0	8	39	2.0
Brice	23	7-20	3-5	4-10	21	4	3	4	21	0.9
Chappali	1	0-0	0-0	0-0	0	0	0	0	0	0.0
Iona Totals	33	857-1984	271-768	369-566	1051	473	96	292	2354	71.3
Opp Totals	33	804-1746	237-698	484-655	1189	454	127	183	2329	70.6

## 2024-25

Name	GP	FG-A	3FG-A	FT-A	Reb	A	B	S	Pts	Avg
Reaves	34	226-503	59-173	77-94	186	65	9	72	588	17.3
Nije Jr.	33	156-378	31-106	65-84	94	140	2	56	408	12.4
Moundi	32	121-214	0-0	72-140	237	29	22	36	314	9.8
Patterson	15	49-140	11-49	33-43	89	13	5	28	142	9.5
Jungers	31	58-153	47-132	8-13	43	23	13	21	171	5.5
Menard	31	53-153	38-107	27-31	32	81	4	21	171	5.5
Rupert	30	62-141	7-31	33-57	146	52	18	24	164	5.5
Emuobor	29	47-111	9-27	24-32	69	18	1	14	127	4.4
Winborne	15	20-69	9-29	10-12	31	18	0	17	59	3.9
Bundy	31	30-82	16-42	23-26	84	32	3	16	99	3.2
Barr	27	25-60	0-6	22-42	82	16	16	16	72	2.7
Wallace	12	11-35	2-15	0-0	7	0	0	0	24	2.0
Michigan	8	5-6	0-0	0-0	8	2	0	1	10	1.3
Hogarth	18	9-28	0-4	2-4	19	3	3	5	20	1.1
Boock	3	0-0	0-0	0-0	0	0	0	0	0	0.0
Iona Totals	34	872-2073	229-721	396-578	1259	492	96	327	2369	69.7
Opp Totals	34	820-1845	268-821	488-657	1112	497	147	242	2396	70.5

# ALL-TIME GAEL ROSTER

Player	G	Pts.	Reb	Player	G	Pts.	Reb	Player	G	Pts.	Reb	
<b>A</b>			Browning, Kelvin (1995-96)	27	163	101	<b>D</b>					
Adams, Warren (1949-50)				Bruin, Anthony (2003-07)	99	752	478	D'Arco, Chuck (1955-56)	3	7		
Adelhart, John (1962-63)	28	76	73	Buckley, John (1953-55)	38	78	19	Dagostino, Kenny (2002-06)	30	8	3	
Adewale, Sultan (2023-24)	33	98	104	Budd, Dave (1974-77)	83	567	172	Dallas, Bob (1961-62)	2	1	2	
Agee, Tajuan (2018-20)	62	863	475	Bundy, Kernan (2024-25)	31	99	84	Daniels, Mike (1950-51)				
Aherns, Jim (1964-66)	50	246	109	Burfiend, Ted (1953-54)	25	22	22	Davis, Cruz (2022-23)	24	156	33	
Akametu, Kosy (2025-pres.)	29	318	144	Burke, Tom (1966-68)	62	593	483	Deaver, Greg (1992-96)	75	171	95	
Albertell, John (1989-90)	2	0	0	Burns, Darrel (1977-79)	63	102	26	DeCillia, Hank (1964-65)	4	0	2	
Alberti, Charles (1976-78)	44	70	39	Burt, Steve (1981-84)	121	2534	419	DeLeo, Ed (1955-56)	7	19		
Allan, Ramel (2001-02)	14	15	31	Burt, Steve (2002-06)	120	2034	378	Delly, John (1949-50)	18	40		
Amayo, Kelvin (2014-16)	39	279	181	<b>C</b>			Dennis, Curtis (2012-13)	29	110	40		
Anderson, DaSean (2012-13)	7	4	5	Camper, Kyle (2006-08)	35	269	117	Dezouvre, Randy (2010-12)	64	272	131	
Anglin, Denver (2025-26)	31	287	65	Canada, Derrick (1991-92)	29	534	112	DiStanislaw (1946-50)	97	800		
Anthony, CJ (2025-26)	31	444	95	Canale, Louis (1949-50)	5	5		Domitrovitz, Joe (1967-68)	13	10	11	
Aranguren, Jean (2023-24)	33	266	127	Cannon, Cedric (1976-77)	34	334	176	Don, George (2006-08)	5	3	0	
Arciero, Don (1952-53)				Capasso, Ralph (1953-54)	34	128	89	Dorfi, Kurt (1967-69)	58	319	454	
Armand, Sean (2010-14)	137	1694	395	Carey, James (2020-23)	18	9	6	Doyle, Dan (1989-94)	107	792	230	
Armistead, Steve (1997-99)	34	99	33	Carey, John (1968-70)	67	508	82	Driscoll, Steve (1979-80)	11	18	7	
Atkins, Tariq (2003-05)	37	100	73	Carino, Tom (1954-56)	34	89	35	Duach, Joshua (2021-22)	12	20	8	
<b>B</b>			Carolan, Jim (1975-76)	33	47	20	Duaso, Albert (1949-50)	9	21			
Badru, Khalil (2025-26)	32	111	82	Carroll, Jim (1972-73)	37	74	47	Dublin, Jeylani (2014-15)	33	97	45	
Bakker, Buddy (1982-83)	11	13	4	Carroll, Tom (1950-51)				Duck, Jonathan (1988-91)	88	326	421	
Bange, Dennis (1973-76)	78	389	166	Carruthers, Kenya (2000-02)	41	159	98	Dunmore, Jamal (1997-99)	63	212	150	
Barr, Greg (1992-96)	101	1066	343	Carter, George (1957-59)	50	780	566	Duravcevic, Kristian (2013-15)	16	3	6	
Barr, Jalen (2024-25)	27	72	82	Cashaw, Colton (2019-22)	45	29	24	Dwight, Rashon (2007-11)	125	837	356	
Barreras, Phil (1949-50)	223	110		Casimir, Schadrac (2014-18)	106	1112	220	<b>E</b>				
Barry, Dick (1954-56)	47	234	39	Cassell Jr., Sam (2016-17)	35	382	110	Eckhardt, Rudy (1956-58)	46	143	154	
Bass, Kevin (1974-77)	98	1729	652	Cella, Pete (1961-62)	21	148	111	Edogi, TK (2017-18)	34	294	242	
Bates IV, Alex (2023-24)	25	50	16	Chappali, Rohan (2023-24)	1	0	0	Ellis, Grant (2013-15)	17	16	6	
Bebis, Vangelis (2014-15)	27	49	20	Chavez, Tahlík (2020-21)	16	51	19	Eltholtz, John (1965-66)	16	9	8	
Bell, Jason (1995-97)	38	83	76	Cheatham, Javar (1997-99)	45	71	58	Emuobor, Comeh (2024-25)	29	127	69	
Bernardi, Joe (1956-58)	61	1029	407	Chiamulera, Harry (1949-51)				English, A.J. (2012-16)	112	2004	487	
Bessick, Taylor (2015-17)	58	191	228	Chimento, John (1974-75)	15	36	35	Estick, John (1995-96)	26	209	202	
Bessman, Bill (1956-57)	1	0	0	Chisholm, Ed (1973-74)	1	0	0	Evans, Taquan (2004-05)	19	29	40	
Blaha, Dave (1986-87)	39	9	2	Clare, Dennis (1973-74)	26	46	27	<b>F</b>				
Blaney, Gerry (1949-51)				Clarke, Devon (2005-09)	91	756	332	Fall, Alliou (2025-pres.)	31	83	127	
Blaney, Larry (1956-58)	61	481	582	Clayton Jr., Walter (2021-23)	64	771	207	Farley, James (1990-91)	1	0	0	
Boateng, Spencer (2012-13)	2	0	0	Coleman, Bob (1982-86)	127	1435	766	Farragher, Marty (1955-56)	11	18		
Boateng, Stephen (2022-23)	1	2	2	Collins, Bob (1971-72)	18	26	17	Feinman, Boris (1952-53)				
Bodkin, Jim (1968-69)	4	3	5	Collins, Mike (1960-62)	48	319	302	Fields, Courtney (2000-03)	89	982	549	
Boes, William (1949-50)	18	27		Collins, Tom (1958-60)	44	159	138	Fields, Trinity (2008-12)	112	320	108	
Bolger, Bill (1960-62)	26	26	27	Conlon, Marty (1963-64)	39	494	329	Fischl, Bob (1953-54)	36	166	75	
Boock, Tyruse (2024-25)	3	0	0	Cooper, Kevin (1988-92)	116	546	578	Fitzgerald, Bill (1949-50)				
Bowman, Tre (2012-14)	64	708	265	Cormier, Chase (2025-26)	32	65	23	Fitzgerald, Tom (1958-60)	59	458	298	
Breslin, Bill (1960-61)				Costello, Rich (1971-73)	49	125	51	Florence, Keither (2022-23)	11	7	8	
Brice, Isaac (2023-24)	23	21	21	Crawford, E.J. (2016-20)	129	1851	535	Flynn, Tom (1955-56)	19	49		
Brickhouse, James (1991-92)	11	11	3	Crawford, Kerwin (1977-78)	37	94	77	Fogliano, Dick (1970-71)	12	27	5	
Brooks, Jordan (2020-21)	2	0	0	Crockett, Chris (1983-84)	51	149	79	Foley, Tom (1982-84)	44	52	30	
Brookshire, Anton (2022-23)	32	133	35	Croke, Ed (1951-52)	26	86		Forde, Ricky (1996-97)	5	0	1	
Brown, Dave (1976-79)	107	1438	910	Croxford, Johan (2020-21)	6	4	2	Fouchet, John (1975-76)	11	9	9	
Brown, Joel (2023-24)	32	242	107	Crotier, Bill (1973-74)	20	18	4	Fontaine, George (1971-72)	10	15	1	
Brown, Robert (2020-22)	8	4	3	Cuddy, Dennis (1968-69)	4	2	1					
Brown, Solomon (2001-02)	30	187	121	Curtin, Ed (1964-65)	25	69	26					
				Czarnecki, John (1974-75)	7	2	3					

# ALL-TIME GAEL ROSTER

Player	G	Pts.	Reb	Player	G	Pts.	Reb	Player	G	Pts.	Reb
<b>G</b>				Holland, John (1963-64)	36	104	120	Kraemer, Rich (1986-87)	9	0	2
Gallick, Joe (1971-72)	32	94	91	Hopper, Mark (1982-85)	29	30	9	Kresta, Ivo (1996-2000)	103	641	366
Gaudet, Pete (1962-63)	3	0	0	Horan, Connor (2025-26)	6	0	1	Kunzig, Richard (1961-62)	6	10	2
George, Lester (1976-79)	104	467	346	Horton, Ray (1982-83)	24	54	29	<b>L</b>			
Gerzik, Frank (1957-58)	23	49	20	Hourrutiner, Oscar (2025-pres.)	6	0	2	Landgrebe, George (1961-63)	55	152	167
Giangrasso, Jim (1957-59)	54	266	103	Houston, Jerry (1991-93)	35	25	7	Langdon, Chip (1986-89)	101	684	394
Giannini, Tony (1956-57)	3	3	5	Hubertus, John (1972-73)	41	210	236	LaPolla, Ken (1965-66)	17	21	11
Gibbs, Horace (1951-52)				Hudson, Payton (2018-19)	23	5	9	Larsen, Mikkel (1992-96)	102	1351	542
Gilbert, Mark (1988-89)	19	69	36	Huffman, Jonathan (2008-10)	61	399	200	LaRusso, Bob (1965-67)	64	762	342
Girardi, Jerry (1955-56)	10	18	0	Hyland, Ray (1972-74)	69	1105	910	LaRusso, Paul (1969-70)	6	9	10
Gist, Asante (2018-21)	64	780	143	<b>I</b>				Laury, David (2012-15)	97	1465	861
Glover, Mike (2010-12)	70	1286	671	Iati, Tony (1979-82)	113	360	114	Lawless, Michael (1949-50)	23	127	
Golembiewski, Danny (1990-94)	105	778	533	Ibine Ayo, Sadiku (2022-23)	25	64	38	Lewis, Antoine (1990-92)	58	698	139
Gomez, DaShawn (2012-14)	56	106	43	Ice, Mike (1980-82)	55	268	209	Lewis, Zach (2017-18)	31	285	90
Gomez, Josh (2011-12)	16	10	9	Ingegneri, Joe (1996-97)	6	7	1	Liebespach, Ed (1953-55)	56	153	174
Gooding, Ed (1980-82)	53	128	117	Irwin, Dave (1960-61)	38	106	60	Lindsey, Deondrea (2025-26)			
Goodwine, Marvin (1989-92)	56	84	35	Isaac, Warren (1963-65)	62	1331	1124	Lombardo, Gary (2001-02)	1	0	1
Gordon, Greg (2023-24)	24	384	175	<b>J</b>				Long, Eric (1968-70)	54	197	199
Gorman, John (1970-71)	3	4	2	Jackson, Kenny (2005-06)	31	120	53	Long, Matt (1988-89)	3	4	2
Grant, Glenn (1986-89)	116	759	247	James, Jayon (2010-11)	12	6	9	Lott, Alvin (1986-88)	57	809	138
Grant, Phil (1997-2001)	124	1039	401	James, Ra'Shad (2011-12)	29	90	46	Lynch, Mike (1963-64)	17	15	13
Gray, Dexter (2006-08)	36	401	188	James, Trey (2020-22)	13	14	12	Lyons, Jim (1950-52)			
Green, Chris (1984-87)	86	82	60	JeanLouis, Berrick (2020-23)	82	544	353	Lytwyn, Jeff (1975-76)	85	224	126
Green, Jeremy (1989-91)	24	38	12	Jefferson, Michael (2022-23)	21	42	37	<b>M</b>			
Green, Sean (1988-91)	81	1550	387	Jenkins, Daniss (2022-23)	35	546	153	Machado, Scott (2008-12)	132	1613	510
Griffin, De'Shaune (2006-08)	61	311	158	Jenkins, Greg (2000-05)	126	1487	753	MacLachlin, Jim (1953-54)	12	16	7
Griffin, Jim (1964, 1966)	8	38	17	Jenkins, Jermel (2008-12)	129	884	261	Malone, Brendan (1960-61)	1	0	0
Griffin, Roland (2017-18)	33	369	171	Johnson, Earl (2000-01)	33	422	88	Manderville, Kevin (1975-78)	66	242	188
Grimes, Rory (1982-85)	124	1440	290	Johnson, Jamal (1992-93)	25	88	24	Mannion, George (1962-64)	53	372	117
Grinnon, Hugh (1969-71)	40	99	43	Johnson, Joey (1987-90)	65	485	182	Marsden, John (1966-67)	2	2	2
Guerin, Richie (1952-54)	67	1375		Johnson, Kevin (1991-92)	6	0	1	Marshall, Justin (2003-07)	103	429	265
Guy, Arthur (1949-50)	4	1		Joiner, Elijah (2021-22)	29	335	124	Martin, Gene (1960-61)	2	4	
<b>H</b>				Jolly, Tyson (2021-22)	29	335	124	Martin, Terry (1992-95)	43	416	167
Halleck, Bob (1963-64)	7	2	7	Jones, Lamont (2011-13)	67	1287	209	Mathews, Ed (1957-58)	27	77	97
Hameed, Kashif (1995-99)	118	1276	587	Jonic, George (1962-64)	58	481	385	Matthew, Bryan (1995-97)	59	982	345
Hamilton, Kevin (1977-80)	114	1412	295	Joyce, Pat (1974-75)	8	11	7	Matthews, Leland (1999-2001)	54	72	85
Hans, John (2007-08)	6	3	1	Jungers, Luke (2024-pres.)	61	351	101	Maxwell, Jahnathan (2018-19)	31	77	57
Haran, Bruce (1963-64)	1	11	3	Junior Joseph, Nelly (2020-23)	86	1149	733	Mazza, Vinny (1999-2000)	9	5	3
Hargraves, Tony (1982-85)	126	1232	683	<b>K</b>				Mazzella, Joe (1969-71)	66	684	318
Harris, Ed (1985-86)	41	226	57	Kauffman, Angie (1964-65)	37	233	170	McArdle, Frank (1961-62)	40	670	297
Harris, Mike (2006-07)	27	234	62	Keating, Jack (1963-65)	54	228	48	McCain, Willie (1980-81)	16	9	4
Harris, Toby (2025-26)	32	358	109	Kelly, J.J. (1949-52)				McCall, Joe (1977-78)	37	257	200
Harrison, Chris (1997)	20	56	22	Kelly, John (1948-49)				McCarvil, Wally (1953-55)	63	724	1002
Hart, Harry (1969-71)	57	340	299	Kelly, John (2005-08)	72	187	182	McCleave, Gerald (1988-91)	87	355	279
Hart, Harry (1991-93)	55	745	435	Kemna, Karsten (1993-97)	101	143	142	McCormick, Ken (1967-68)	6	8	0
Hassett, Kevin (2006-08)	45	106	50	Kennedy, Manny (1951-52)				McCormick, Kevin (1972-73)	18	26	13
Henson, Charles (2001-05)	89	530	368	Kensmil, Gavin (2017-18)	23	23	24	McCulloch, Ken (1965-67)	65	524	448
Herlihy, John (1946, 1949-51)				Kesic, Aleksandar (2010-11)	7	0	4	McCullough, Marvin (2002-06)	120	793	340
Hicks Jr., Maurice (2008-09)	2	0	1	Kijonik, John (1985-86)	60	449	174	McDine, Dick (1958-59)	4	71	10
Hicks, Renee (1967-68)	4	2	0	Kindlemann, Al (1968-70)	50	309	311	McDonald, John (1996-98)	54	646	126
Hill, Stan (1956-58)	51	354	193	Kirksay, Tariq (1996-2000)	123	1815	926	McFadden, Mike (2009-10)	30	143	72
Hines, Ryden (2013-16)	77	155	142	Knight, Jim (1967-68)	37	117	81	McGill, Rashard (2009-10)	28	110	78
Hogarth, Jacob (2024-25)	18	20	19	Koroma, Dwayne (2020-21)	18	48	62	McGill, Rickey (2015-19)	132	1434	463

# ALL-TIME GAEL ROSTER

Player	G	Pts.	Reb	Player	G	Pts.	Reb	Player	G	Pts.	Reb
McGugins, Bill (1968-70)	49	525	528	<b>P</b>				Rosovsky, Aaron (1950-51)			
McGuire, Bill (1956-58)	39	83	59	Padian, Jack (1953-55)	62	239	57	Ross, Isaiah (2019-21)	47	652	162
McIvor, John (1953-54)	42	208	183	Palma, Mike (1979-80)	56	420	148	Rountree, Aaron (2015-16)	33	206	170
McLaughlin (1973-74)	8	7	8	Pandiloski, Marco (2025-26)				Rowe, Omar (2020-21)	7	5	4
McLaughlin, Neil (1960-62)	57	685	341	Panzo, Wheza (2023-24)	33	316	85	Ruland, Jeff (1978-80)	89	1885	1067
McLaurin, Jim (1976-77)	12	10	3	Parascandola, Dan (1981-84)	31	40	16	Rupert, Clarence (2024-25)	30	164	146
McMahon, Bob (1967-69)	65	1083	245	Patterson, James (2024-25)	15	142	89	Russell, Arnie (1983-85)	92	573	359
McMillan, Glenn (1980-81)	44	82	71	Pavlovic, Drago (2000-02)	10	19	6	Rutkowski, Joel (1993-94)	9	14	12
McNeil, A.J. (2019-20)	2	0	2	Payne, Nestor (1986-89)	109	888	614	<b>S</b>			
McNeil, John (1951-52)				Pelcher, Chris (2009-11)	55	137	103	Sabally, Lamin (2025-26)	31	353	254
McPherson, Jason (2004-08)	18	5	2	Perez, Ben (2018-20)	56	296	144	Saljanin, Sander (1990-92)	10	5	9
Menard, Justin (2024-25)	31	171	32	Perroni, Pat (1987-88)	56	154	120	Sanders, Mike (1994-96)	18	35	11
Michigan, Josh (2024-25)	8	10	8	Peterson, Danny (2001-02)	1	0	0	Santini, Bob (1951-53)		739	
Middleton, Alex (1979-80)	63	551	322	Phang, Delroy (1995-96)	3	0	0	Saunders, Dylan (2023-24)	21	66	22
Miller, Charlie (1977-78)	9	49	24	Polhemus, Rick (1963-65)	16	17	16	Savage, John (1987-91)	58	55	85
Miller, Nakiea (1997-2001)	105	1122	697	Polysius, Mike (1972-73)	9	12	8	Savarese, Ralph (1956-58)	64	889	370
Milosavljevic, Luka (2016-17)	13	0	1	Poole, Mike (2013-14)	33	197	138	Schaefer, Ron (1956-57)	14	7	7
Mimms, Al (1967-68)	3	4	4	Power, Bill (1961-62)	26	95	40	Schinelli, John (1971-72)	9	4	3
Mitchell, Donell (1996-98)	63	521	274	Powers, Bob (1949-50)	23	128		Scott, John (2006-07)	1	0	0
Mitchell, Joe (1966-68)	34	24	19	Pratt, Kashif (2008-09)	37	104	41	Scott, LeRoy (1954-56)	64	757	381
Mockford, Ben (2009-10)	18	32	5	Proctor, Jahaad (2015-16)	32	163	64	Seaforth, C.J. (2017-18)	20	46	13
Moikobu, Nyandigisi (2011-13)	34	44	39	Prodanovic, Milan (2006-10)	122	823	291	Sellers, Terry (1999-2000)	12	34	46
Mollica, Julio (1960-61)	23	272	116	<b>Q</b>				Severe, Jon (2016-17)	35	394	130
Morgan, Tony (1968-69)	44	354	186	Qualtor, Tom (1964-66)	62	838	266	Shema, Osborn (2020-24)	88	455	306
Moroney, Pat (2003-04)	4	0	0	Quigley, James (1949-50)	8	19		Shick, Al (1966-67)	5	0	1
Moundi, Yaphet (2024-25)	32	314	237	Quigley, Jeremiah (2023-24)	33	357	109	Simmonds, Richie (1985-88)	117	1631	314
Much, Deyshonee (2015-18)	89	981	324	Quigley, John (1958-59)				Simmons, Al (1956-57)	21	58	40
Muhammad, Ibn (2014-16)	68	243	110	Quinn, Jim (1970-72)	59	349	170	Simunek, Ron (1956-57)	13	17	26
Murphy, Brian (1949-50)	23	196		Quinn, John (1974-76)	63	218	84	Singletary, Elmer (1970-71)	14	30	34
Murray, Bernie (1962-63)	15	24	14	Quinn, Mike (1960-61)	23	80	71	Skiba, Jim (1977-78)	40	90	19
Mustafaj, Bashkim (1991-93)	56	727	188	<b>R</b>				Slazinski, Quinn (2021-23)	40	356	144
Myers, Ryan (2020-22)	51	285	78	Rainey, Omorede (2021-22)	1	0	0	Sledge, Tavon (2012-14)	62	276	123
<b>N</b>				Rawson, Kyle (2008-09)	4	0	0	Small, Jermaine (1999-2000)	16	45	29
Nedwick, Phil (1969-70)	9	19	12	Raysor, Jim (1958-60)	63	865	713	Smith, Steve (2002-04)	44	527	253
Nelson, David (2009-10)	5	0	3	Reaves, Dejour (2024-25)	34	588	186	Smyth, Kyle (2008-12)	96	762	233
Nicholson, Greg (1992-93)	8	2	2	Reed, Matt (2025-26)	17	28	22	Snape, Neil (1975-76)	40	292	136
Nikolic, Niksa (2018-20)	41	84	74	Regan, Bill (1988-91)	12	11	4	Snopkoski, Greg (2007-08)	3	4	1
Njie Jr., Adam (2024-25)	33	408	94	Reilly, Kevin (1960-62)	57	651	197	Socha, Bernie (1971, 1973-74)	68	664	772
Norris, Leland (1998-2002)	90	596	135	Rhem, Malik (2018-19)	6	0	0	Soivey, Bob (1969-70)	21	155	97
Nwokeabia, Benjamin (2015-16)	16	3	2	Richardson, Tim (1978-81)	60	132	116	Soliver, Ricky (2002-06)	111	1413	510
<b>O</b>				Riches, Jim (1971-73)	65	722	248	Spears, Brian (1968-70)	43	102	50
O'Connell, Ned (1967-70)	61	436	244	Ridley, Taaj (2012-13)	65	482	311	Springer, Gary (1981-84)	121	1866	1021
O'Connor, Bob (1970-71)	3	4	5	Risoli, Andy (1953-55)	53	318	102	Springer, Gary (2004-09)	109	825	570
O'Connor, Dan (1975-76)	8	4	3	Ristanovic, Andrija (2018-20)	44	131	110	Starks, Eddie (2001-02)	28	154	80
O'Donnell, Jim (1960-61)	24	68	94	Rivers, Conrad (1992-93)	12	20	15	Stenson, John (1964-65)	15	31	13
O'Gorman, Chris (1984-85)	12	4	12	Rivers, Ricky (1993-94)	26	161	50	Still, Isaiah (2018-19)	13	97	42
O'Gorman, Ted (1981-82)	23	169	108	Roberti, Gene (1952-53)				Sullivan, Tim (1954-55)	18	75	36
O'Hagan, John (1947-50)		1005		Roberts, Allan (1992-93)	9	14	12	Sunday, Silas (2022-23)	27	41	42
O'Shea, Frank (1949-50)	24	191		Robinson, Daniel (2013-15)	12	15	13	Svandriik, Jan (2016-18)	65	197	118
Odutayo, Ore (2025-pres.)				Rodriguez, Alejo (2006-11)	119	793	721				
Ortiz, Ken (1981-82)	4	0	4	Roger, Ed (1950-51)							
				Rolsma, Ned (1997-99)	10	5	3				
				Rose, Tarance (1995-96)	44	57	38				

# ALL-TIME GAEL ROSTER

Player	G	Pts.	Reb	Player	G	Pts.	Reb	Player	G	Pts.	Reb
<b>T</b>				<b>W</b>							
Tarver, Andre (2007-08)	25	124	43	Wachsmann, Kiril (2002-06)	120	802	668	Wilson, Dyree (1998-2002)	123	1449	569
Taylor, Corey (1991-93)	55	664	306	Wagner, David (1986-88)	54	448	97	Winborne, Christian (2024-25)	15	59	31
Taylor, Nils (2017-18)	2	0	0	Waibel, John (1962-63)	12	8	14	Wofford, Maceo (1999-2003)	120	868	266
Teleskie, Dick (1966-67)	12	4	11	Wallace, Chuck (1975-76)	13	28	17	Wolfley, Derek (2008-09)	25	25	22
Thiam, Mo (2019-20)	19	71	50	Wallace, Jojo (2024-25)	12	24	7	Woodring, Tom (1973-75)	61	325	157
Thomas, Bernie (1975-76)	23	88	92	Walsh, Dan (1949-50)	12	81		Worthy, Shawn (1988-91)	104	826	259
Tietjen, Gerry (1956-58)	22	32	77	Walsh, John (1949-50)	14	30		Wright, Tony (1987-89)	39	180	113
Tighe, Joe (1958-60)	59	378	487	Walters, Wendell (1984-85)	61	231	162	<b>Y</b>			
Timinskas, Mindaugus (1993-97)	113	1617	719	Wares, Ed (1973-74)	6	7	2	Young, Jason (1996-2000)	118	518	233
Torigian, Gary (1971-73)	54	646	242	Washington, Isaiah (2019-20)	28	318	144	<b>Z</b>			
Townsend, Brian (1995-96)	3	0	0	Washington, Jordan (2015-17)	66	1070	463	Zamor, Rod (1994-96)	55	405	149
Tretout, Idan (2023-24)	28	397	81	Weiss, Parker (2019-23)	64	39	23	Zona, Mike (1984-86)	39	82	59
Trimarchi, Anthony (1949-50)	10	34		Welsh, Michael (1949-50)	21	149					
Trizzino, Vic (1961-62)	6	8	2	Westrop, Saren (2015-16)	14	0	1				
Trombino, Phil (1966-67)	40	177	107	Whyte, Ian (1990-92)	17	9	10				
Trout, Jack (1955-56)	10	10		Wiggens, Art (1969-71)	68	1082	650				
Truesdale, Troy (1982-85)	108	593	479	Wilder, Jeff (1985-88)	100	773	623				
Turner, DeAndre (2016-17)	5	8	4	Wildy, Jordan (2021-22)	13	11	4				
<b>V</b>				Williams Jr., Terrell (2023-24)	20	39	35				
van Eyck, Dylan (2019-22)	78	496	371	Williams, DeShaun (2003-04)	21	311	107				
Van Hettings, Todd (1975-76)	17	13	25	Williams, Eric (1988-90)	25	37	20				
Van Woerkom, Harm (1993-97)	60	34	23	Williams, Isaiah (2013-16)	84	1044	479				
Varanelli, Tom (1951-52)				Williams, Jeff (1980-81)	61	294	134				
Vesey, Kevin (1978-81)	117	356	349	Williams, Keon (2009-10)	26	67	44				
Vickers, Brian (1979-81)	32	50	25	Williams, Keshawn (2025-26)	16	136	51				
Vickers, Glenn (1977-80)	114	1654	323	Williams, Randy (2000-04)	30	16	10				
Vreeland, Ed (1956-57)	10	5	9	Williams, Tyrell (2016-18)	40	40	57				

# PRIMARY MEDIA OUTLETS

## Newspapers

### THE JOURNAL NEWS

1 Gannett Drive  
White Plains, NY 10604  
(914) 696-8888 • Fax: (914) 694-5018  
Stephen Haynes • Mike Dougherty • Phil Strum  
[LoHud.com](http://LoHud.com)

### NEW YORK DAILY NEWS

450 West 33rd Street  
New York, NY 10001  
(212) 210-1670 • Fax: (212) 210-1605  
[NYDailyNews.com](http://NYDailyNews.com)

### NEW YORK NEWSDAY

Sports, 4th Floor, 80-02 Kew Gardens Road  
Kew Gardens, NY 11415  
(718) 575-2551 • Fax: (718) 575-2639  
[Newsday.com](http://Newsday.com)

### USA TODAY

1000 Wilson Boulevard  
Arlington, VA 22209  
(703) 276-3735 • Fax: (703) 276-6599  
[USAToday.com](http://USAToday.com)

### NEW YORK TIMES

229 West 43rd Street  
New York, NY 10036  
(212) 556-7381 • Fax: (212) 556-5848  
Adam Zagoria  
[NYTimes.com](http://NYTimes.com)

### NEW YORK POST

1211 Avenue of the Americas  
New York, NY 10036  
(212) 930-8700 • Fax: (212) 930-8727  
Zach Braziller • Howie Kussoy  
[NYPPost.com](http://NYPPost.com)

### LONG ISLAND NEWSDAY

235 Pinelawn Road  
Melville, NY 11747-4250  
(631) 843-2810 • Fax: (631) 454-6892  
[Newsday.com](http://Newsday.com)

### THE IONIAN

715 North Avenue  
New Rochelle, NY 10801  
(914) 633-2370 • Fax: (914) 633-2406  
[IonianNews.com](http://IonianNews.com)

## Television

### WCBS-TV (Ch. 2)

51 West 52nd Street  
New York, NY 10019  
(212) 975-1741 • Fax: (212) 975-6329  
[WCBSTV.com](http://WCBSTV.com)

### WABC-TV (Ch. 7)

7 Hudson Square  
New York, NY 10013  
(212) 456-7000  
[7Online.com](http://7Online.com)

### NEWS 12 HUDSON VALLEY

235 West Nyack Road  
West Nyack, NY 10994  
(914) 378-4865 • Fax: (914) 378-8938  
[News12.com](http://News12.com)

### SPORTSNET NEW YORK (SNY)

75 Rockefeller Plaza  
New York, NY 10019  
(212) 485-4800 • Fax: (212) 485-4910  
[SNY.tv](http://SNY.tv)

### WNBC-TV (Ch. 4)

30 Rockefeller Plaza, 2nd Floor  
New York, NY 10020  
(212) 664-5247  
Bruce Beck  
[NBCNewYork.com](http://NBCNewYork.com)

### WWOR-TV (Ch. 9)

205 East 67th Street  
New York, NY 10065  
(212) 452-5555  
[My9TV.com](http://My9TV.com)

### ESPN

935 Middle Street  
Bristol, CT 06010  
(860) 766-2475 • Fax: (860) 585-2213  
[ESPN.com](http://ESPN.com)

### MSG NETWORK

11 Penn Plaza, 4th Floor  
New York, NY 10001  
(212) 465-5955  
[msgnetworks.com](http://msgnetworks.com)

### FOX 5 (WNYW, Ch. 5)

205 East 67th Street  
New York, NY 10021  
(212) 452-5555  
[fox5ny.com](http://fox5ny.com)

### WPIX-TV (Ch. 11)

220 East 42nd Street, 10th floor  
New York, NY 10017  
(212) 210-2552  
[PIX11.com](http://PIX11.com)

### YES NETWORK

805 Third Avenue  
New York, NY 10022  
(646) 487-3600  
[yesnetwork.com](http://yesnetwork.com)

## Radio

### WFAN RADIO (WFAN 101.9 FM, 660 AM)

345 Hudson Street, 10th Floor  
New York, NY 10014  
(212) 314-9200  
[WFAN.com](http://WFAN.com)

### ESPN NEW YORK (WHSQ, 880 AM)

345 Hudson Street, 10th Floor  
New York, NY 10014  
(877) 987-9227  
[1050ESPNRadio.com](http://1050ESPNRadio.com)

### WFAS RADIO

P.O. Box 551  
White Plains, NY 10602  
(914) 693-2400 • Fax: (914) 693-0000  
[WFASNY.com](http://WFASNY.com)

### ASSOCIATED PRESS

450 West 33rd Street  
New York, NY 10001  
(212) 621-1630 • Fax: (212) 621-1639  
[AP.com](http://AP.com)

### ESPN RADIO (WEPN, 1050 AM)

155 Avenue of the Americas, 5th Floor  
New York, NY 10013  
(917) 405-2210  
[1050ESPNRadio.com](http://1050ESPNRadio.com)

### WABC RADIO

800 Third Avenue, 5th Floor  
New York, NY 10022  
(212) 615-3273  
[WABCRadio.com](http://WABCRadio.com)

## New Media Outlets

### DALY DOSE OF HOOPS

Jaden Daly  
[dalydoseofhoops.com](http://dalydoseofhoops.com)

### DAVE'S JOINT

David Cordova  
[davesjoint.net](http://davesjoint.net)

### CAMMVETSMEDIA

Ken Kraetzer • Chuck Donegan  
[youtube.com/SAL50NYRadio](http://youtube.com/SAL50NYRadio)

### IONAHOOPS.COM PODCAST

Guy Falotico  
[youtube.com/ionahoopsXspaces](http://youtube.com/ionahoopsXspaces)

### MID-MAJOR MADNESS

Sam Federman • Riley Frain  
[midmajormadness.com](http://midmajormadness.com)

### COLLEGE HOOPS CHAT

Jim Maisano  
[youtube.com/JimMaisano](http://youtube.com/JimMaisano)

### TALK OF THE SOUND

Bob Cox  
[newrochelleletalk.com](http://newrochelleletalk.com)

### STRETCHING THE FLOOR

Joe Budzelek  
[stretchingthefloor.blogspot.com](http://stretchingthefloor.blogspot.com)