

MANHATTAN

WOMEN'S BASKETBALL



Game #26

**Manhattan Jaspers (8-17, 6-8 MAAC)
vs. Iona Gaels (3-23, 2-13 MAAC)**

Friday, February 22 - 7 p.m.
New Rochelle, NY - Hynes Center

2018-19 Schedule

Overall: 8-17
MAAC: 6-8

NOVEMBER

6-Tue.	LIU Brooklyn	W, 61-46
10-Sat.	at St. Francis Brooklyn	L, 73-65
14-Wed.	at UAlbany	L, 60-54
17-Sat.	Stony Brook	L, 79-48
24-Sat.	Detroit Mercy	L, 58-56

DECEMBER

1-Sat.	at Fordham	L, 65-61
4-Tue.	Lafayette	W, 60-49
7-Fri.	Drexel (Manhattan Classic)	L, 53-39
9-Sun.	Wright State (Manhattan Classic)	L, 60-44
16-Sun.	Sacred Heart	L, 74-46
19-Wed.	at Holy Cross	L, 61-53

JANUARY

3-Thu.	at Canisius*	L, 47-44
5-Sat.	at Niagara*	L, 61-51
11-Fri.	at Siena*	L, 62-65 OT
18-Fri.	Iona*	W, 55-33
20-Sun.	Rider*	L, 73-63
24-Thu.	Niagara*	L, 58-54
27-Sun.	at Marist*	W, 69-51

FEBRUARY

1-Fri.	Fairfield*	W, 47-41
3-Sun.	Siena*	W, 52-48
7-Thu.	Marist*	L, 62-51
9-Sat.	at Saint Peter's*	W, 62-44
12-Tue.	at Monmouth*	L, 71-63
15-Fri.	Quinnipiac*	L, 64-39
17-Sun.	at Rider*	W, 60-57
22-Fri.	at Iona*	7:00 pm
24-Sun.	Saint Peter's*	2:00 pm
28-Thu.	at Quinnipiac*	7:00 pm

MARCH

2-Sat.	Canisius*	2:00 pm
7-11	MAAC Tournament	TBA

* - Designates MAAC game

Previous Starters

5	Lynette Taitt	So. G 5-5	7.5 ppg; 3.5 rpg
13	Lizahya Morgan	So. G 5-3	4.6 ppg; 1.4 rpg
15	Sydney Watkins	Fr. G 5-8	7.0 ppg; 1.6 rpg
22	Courtney Warley	So. C 6-3	8.0 ppg; 8.7 rpg
25	Pamela Miceus	Jr. F 6-1	2.7 ppg; 3.2 rpg

Off the Bench

0	Kania Pollock	Fr. G 5-7	5.7 ppg; 2.0 rpg
1	D'Yona Davis	Fr. G 5-8	8.9 ppg; 3.0 rpg
4	Emma Bedeker	Jr. G 5-4	0.0 ppg; 0.0 rpg
10	Sini Mäkelä	So. G 5-8	1.8 ppg; 1.7 rpg
12	Julie Høier	Jr. F 6-2	3.6 ppg; 5.0 rpg
20	Nyala Pendergrass	So. G/F 5-9	0.0 ppg; 0.3 rpg
24	Tuuli Menna	Jr. F 6-1	2.7 ppg; 3.5 rpg

QUICK HITS

- Manhattan overcame a nine-point fourth quarter deficit to **topple MAAC second-place Rider** 60-57 on the road Sunday, February 17.
- Courtney Warley leads the league in **rebounding** (8.7 rpg) and **blocked shots** (1.8 bpg), including a MAAC-high 9.5 boards per game and 2.5 blocks per game against conference opponents.
- Warley is also the **MAAC leader in steals** per game (2.6) against MAAC foes.
- With 9.4 points per game in MAAC play, **Lynette Taitt has pushed into the league's top 30 scorers**, now ranking in the 25th spot. She's also seventh on the steals per game list with 2.1 per contest.

#playGREEN

2018-19 Quick Facts

Manhattan College Facts

Location: Riverdale, NY
Enrollment: 3,970
Founded: 1853
Nickname: Jaspers
Colors: Green & White
President: Brennan O'Donnell, Ph. D.
Executive Vice President/Provost: William Clyde, Ph.D.
Vice President for Student Life: Richard Satterlee, Ph.D.
Director of Intercollegiate Athletics: Marianne Reilly '82
Deputy Athletic Director: Tony Vecchione
Associate AD, Business Affairs/SWA: Kathryn Mirance
Assoc. AD, Marketing, Fan & Donor Experience: Whitney Swab
Assoc. AD, Sports Medicine & Athletic Performance: Doug Straley
Assist. AD, Compliance & Life Skills (SAAC): Will Aloia
Director, Sports Communication & Media Relations: Kevin Ross
Senior Athletic Academic Advisor: Rory Redmond
Athletic Academic Advisor: Amani Tatum
Faculty Athletics Representative: Dr. Shawn Ladda
Team Physicians: Anthony Maddalo, M.D.; Gregg Cava-
liere, M.D.; Nicole Solomos, D.O.
Admin. Assistant to the Director of Athletics: Susan Pape
Athletic Department Phone: 718-862-7227





Women's Basketball Information

Head Coach: Heather Vulin
Alma Mater: Minnesota-Morris '99
Record at Manhattan, Years: 29-57 (.337), Third Season
Overall Record, Years: 29-57 (.337), Third Season
Associate Head Coach: Sahar Nusseibeh (American '09)
Assistant Coaches: Allie Bassetti (Rowan '13), Callan Taylor (Sacred Heart '12)
Dir., Basketball Ops: Rena Wakama (Western Carolina '14)
Home Court (capacity): Draddy Gymnasium (2,520)
All-Time Record, Years: 523-652 (.445), 41st Season
2017-18 Overall Record: 13-18
2017-18 MAAC Record (Finish): 9-9/6th(T)
2018 MAAC Tournament Result: Lost to Marist, quarterfinals
2018 Postseason: None
Letterwinners Returning/Lost: 9/6
Women's Basketball Office Phone: 718-862-7890

Athletic Communications

Assistant Director/WBB Contact: Kelly Carroll
Office Phone: 718-862-7709
Cell Phone: 347-213-9600
E-mail: kcarroll02@manhattan.edu
Website: www.gojaspers.com
Twitter: @manhattan_wbb
Instagram: @manhattanwbb

FACTS & STATS

 3,970 STUDENTS 3,444 undergraduate & 483 graduate	 12:1 RATIO Student-Faculty	 23 STUDENTS Average Class Size	 240 FACULTY Full-Time
--	--	--	---

NOTES

LAST OUTING

Manhattan overcame a nine-point fourth quarter deficit to topple MAAC second-place Rider 60-57 on the road Sunday, February 17.

The Jaspers out-rebounded the Broncos 39-30, and 16-6 on the defensive glass for the game. Manhattan also converted 18 points off Rider's 16 turnovers. Though the Broncos held a 22-18 advantage in the paint, Manhattan earned 15 second-chance points, compared to Rider's seven.

Sunday's win marked the second time this season the Jaspers have knocked off the MAAC number two: Manhattan defeated Marist 69-51 on January 27. Both games were on the road.

TOP PERFORMANCES

Lizahya Morgan and Kania Pollock each scored a team-high 12 points for Manhattan against Rider, including 10 second-half points from Pollock. Lynette Taitt put in 11 points of her own, including six in the last 2:45 of the game. Taitt added a game-high four steals, six rebounds and three assists. Julie Hoier pulled down a game-high nine boards, nabbing six on the defensive end.

TOP MAAC PERFORMERS

Courtney Warley leads the league in rebounding (8.7 rpg) and blocked shots (1.8 bpg), including a MAAC-high 9.5 boards per game and 2.5 blocks per game against conference opponents. Warley is also the MAAC leader in steals per game (2.6) against MAAC foes.

With 9.4 points per game in MAAC play, Lynette Taitt has pushed into the league's top 30 scorers, now ranking in the 25th spot. She's also seventh on the steals per game list with 2.1 per contest.

MAAC RANKINGS

Manhattan remains second in the MAAC for scoring defense, holding opponents to 58 points per game (55.1 points per conference game). The Jaspers lead the league in blocked shots, averaging 4.2 per game overall this season and 5.1 against MAAC opponents. Manhattan ranks third in the MAAC in rebounding, averaging 37.6 boards a game. The team sits in second for steals with 9.2 per game.

ABOUT THE GAELS

Iona has won its last two games, defeating Monmouth and Saint Peter's last week. Morgan Rachu is the lone Gael to average double-figures this season, leading the team with 11 points per game, good for 12th in the MAAC. She also pulls down a team-high 5.2 rebounds per match-up.

The Coaches



HEATHER VULIN

3rd Season at Manhattan/3rd Overall
Alma Mater: Minnesota-Morris '99
Overall Record: 29-57
Manhattan Record: 29-57
MAAC Record: 19-33
Record vs. Iona: 4-2



BILLI CHAMBERS

6th Season at Iona/6th Overall
Alma Mater: Hofstra '03
Overall Record: 87-97
Iona Record: 87-97
MAAC Record: 62-51
Record vs. Manhattan: 7-5

2018-19 Season Comparison

	MAN	ION
Scoring Offense	54.1	45.2
Scoring Defense	58.0	64.3
Scoring Margin	-3.9	-19.1
Rebounding Offense	37.6	30.6
Rebounding Defense	36.5	35.3
Rebounding Margin	+1.2	-4.7
FG Percentage (Offense)	.351	.327
FG Percentage (Defense)	.386	.449
3-point Percentage (Offense)	.284	.270
3-point Percentage (Defense)	.309	.314
3-point FG/Game	5.2	5.1
3-point FG Allowed/Game	5.2	5.0
FT Percentage	.603	.701
Assists Per Game	10.6	9.8
Assists Against Per Game	12.1	13.9
Turnovers Per Game	18.1	20.8
Turnovers Forced Per Game	18.0	16.2
Turnover Margin	-0.1	-4.6
Assist/TO Ratio (Offense)	0.6	0.5
Assist/TO Ratio (Defense)	0.7	0.9
Steals Per Game	9.2	6.0
Steals Against Per Game	8.1	9.3
Blocks Per Game	4.2	1.2
Blocks Against Per Game	1.9	3.2

Follow the Jaspers



Manhattan College WBB
Official Manhattan Jaspers



@Manhattan_WBB
@GoJaspers



@ManhattanWBB
@GoJaspers

PREVIOUS MEETING

The Jaspers earned their first MAAC win of the season on January 18, topping Iona 55-33 at home. Warley pulled down a career-high 14 rebounds, while adding a game-high four steals. Freshmen D'yona Davis and Kania Pollock combined for 27 of Manhattan's 55 points. Davis led the Jaspers with 14, while Pollock scored 13, including nine points in the first quarter. Davis went 6-8 from the floor, while Pollock added four rebounds, three assists and two steals to her night's performance.

SERIES HISTORY

Manhattan leads the all-time series against Iona 49-31. Iona last defeated the Jaspers on January 20, 2017, when the Gaels took a 76-62 win at Draddy.

40TH BIRTHDAY

This year marks the 40th anniversary of the women's basketball varsity program at Manhattan College. What started as a club sport in 1975 quickly caught on because of early successes, and at the end of the 1977-78 season, former athletic director Ken Norton promoted the team to varsity status. The program reached its first MAAC Championship game in 1983, losing to Saint Peter's 59-51. Manhattan won its first MAAC Championship in 1987, beating Holy Cross 70-64. Manhattan Athletics began its #mcwbb40 campaign on February 10, and will be posting social media content related to 40 milestones/impactful people that have shaped the program up until the Jaspers' last game of the regular season on March 2. After the game, the athletic department will host a women's basketball reunion celebration in Riverdale.

HEAD COACH HEATHER VULIN

Heather Vulin was named the eighth head coach in Manhattan College program history on April 25, 2016. A 1999 graduate of Minnesota-Morris, she brings nearly two decades of collegiate coaching experience to Riverdale. After beginning her career as a graduate assistant at North Dakota State from 2000-02, Vulin spent six seasons as an assistant coach at Sacred Heart from 2002-08. She was on the staff at Villanova for seven seasons (2008-15) before spending the 2015-16 campaign as assistant coach and recruiting coordinator at Virginia Tech. Vulin won her first game as a head coach against Holy Cross, defeating the Crusaders 60-56 on November 11, 2016 at home. She won her first MAAC game against Siena on December 30, 2016, when the Jaspers defeated the Saints 68-66 in Riverdale.

Last season, Vulin lifted the Jaspers to a five-win improvement over the 2016-17 campaign. She led Manhattan to a sixth-place tie in the league standings and a seventh-place seed in the 2018 MAAC tournament, where the Jaspers advanced to the quarterfinals against #2 Marist.

#playGREEN

Jaspers' Record When...

Leading at Halftime.....	6-5
Trailing at Halftime.....	2-11
Tied at Halftime.....	0-1
Scoring 80+ Points.....	0-0
Scoring 70+ Points.....	0-0
Scoring 60+ Points.....	5-4
Scoring Less than 50 Points.....	1-6
Allowing 70+ Points.....	0-5
Allowing 60+ Points.....	0-13
Allowing Less than 50 Points.....	6-1
At Home.....	5-9
On the Road.....	3-8
At Neutral Site.....	0-0
At Night (6 p.m. or later).....	4-5
During the Day.....	4-12
Outrebounding Opponent.....	7-7
Outrebounded.....	1-9
Tied in Rebounds.....	0-1
Recording 40+ Rebounds.....	2-5
Recording 35+ Rebounds.....	8-11
Recording 30+ Rebounds.....	8-14
Allowing 40+ Rebounds.....	1-8
Allowing 35+ Rebounds.....	1-11
Allowing 30+ Rebounds.....	7-16
Shoot Better than Opponent.....	6-2
Shoot .500 or Better.....	0-0
Shoot .400 or Better.....	2-3
Shoot Worse than Opponent.....	2-15
Shoot .300 or Worse.....	0-5
Shoot Same as Opponent.....	0-0
Make 8+ 3-pointers.....	1-2
Make 5+ 3-pointers.....	3-12
Shoot .500 or Better 3-pt.....	1-0
Shoot .400 or Better 3-pt.....	2-0
Shoot 20+ Free Throws.....	3-3
Make 20+ Free Throws.....	0-1
Make 15+ Free Throws.....	3-2
Shoot .800 or Better FT.....	0-2
Shoot .700 or Better FT.....	2-2
Shoot .600 or Worse FT.....	1-8
Shoot .500 or Worse FT.....	0-7
Assist/TO Ratio 1:1 or Better.....	1-2
Committing Less than 15 Turnovers.....	2-4
Committing Less than 10 Turnovers.....	1-0
In November.....	1-4
In December.....	1-5
In January.....	2-5
In February.....	4-3
In March.....	0-0
In Overtime.....	0-1

THE COACHING STAFF

Vulin's staff consists of Sahar Nusseibeh, Allie Bassetti, and Callan Taylor, who are all in their third season on the Manhattan College staff. The director of women's basketball operations is Rena Wakama in her second year.

Nusseibeh, who serves as associate head coach and recruiting coordinator, joined Manhattan after three seasons as an assistant at Bowling Green. Bassetti, an assistant coach, served as the director of basketball operations at American from 2013-16. Taylor, the 2011-12 NEC player of the year at Sacred Heart, played basketball professionally overseas before arriving in Riverdale. In her first year at Manhattan, she served as director of basketball operations. Taking over for Taylor, Wakama is in her second season with the Jaspers. A 2014 graduate of Western Carolina, Wakama played professional basketball, making stops in the United Kingdom and the FIBA African Basketball League. She was a member of the Senior Nigerian National Team in September of 2015.

PROMOTION EARNED

After two years as an assistant coach under Heather Vulin, Sahar Nusseibeh was promoted to associate head coach earlier this year.

During her time with the Jaspers, Nusseibeh has worked closely with the team's post players, including Kayla Grimme, who graduated from Manhattan as the program's all-time leader in blocks, with 229 for her career, in addition to ranking third on the all-time rebounding list with 961, and sixth on the all-time scoring list with 1,408 points.

In 2016, Nusseibeh was named to the Women's Basketball Coaches Association's (WBCA) inaugural "Thirty Under 30" list, which recognizes the top 30 up-and-coming coaches 30-years old or younger at all levels of the game. A graduate of the NCAA's Women Coaches Academy, she has also participated in the WBCA's Center for Coaching Excellence.

#playGREEN

The Jaspers' team motto "playGREEN" is a concept developed by Head Coach Heather Vulin. For the team, playGREEN is a commitment to the pursuit of excellence. Vulin expects her players to have that mindset every day, as they play for their teammates, for their program, and to represent Manhattan College at a championship level. The Jaspers use #playGREEN on all of the team's social media channels.

CHRISTMAS SURPRISE

On December 26, Pam Miceus, who joined the Jaspers as a walk-on last year, earned the belated Christmas gift of a full athletic schol-

The Last Time...

MANHATTAN

Scored 100 points: 2/21/97 vs. Canisius (109-86 W)
Scored 90 points: 1/16/98 vs. Fairfield (93-97 W)
Scored 80 points: 2/8/18 vs. Niagara (82-64 W)
Scored less than 50 points: 2/15/19 vs. Quinnipiac (64-39 L)
Scored less than 40 points: 2/15/19 vs. Quinnipiac (64-39 L)
Allowed 100 points: 1/27/02 vs. Canisius (83-101 L)
Allowed 90 points: 2/19/09 vs. Marist (82-91 L)
Allowed 80 points: 3/2/18 vs. Marist (84-60 L)
Allowed less than 50 points: 2/9/19 at Saint Peter's (62-44 W)
Allowed less than 40 points: 1/18/19 vs. Iona (55-33 W)
Had 50 rebounds: 2/25/18 vs. Rider (53)
Had 40 rebounds: 2/15/19 vs. Quinnipiac (44)
Attempted 30 free throws: 1/20/19 vs. Rider (30)
Made 25 free throws: 12/1/10 vs. NJIT (25-31)
Didn't miss a free throw: 1/26/18 at Siena (7-7)
Didn't make a free throw: 1/29/15 at Marist (0-1)
Didn't make a 3-pointer: 11/14/18 at UAlbany (0-16)
Won in overtime: 12/17/11 vs. Monmouth (71-59)
Lost in overtime: 1/11/19 at Siena (62-56)
Went to double overtime: 1/11/10 at Canisius (65-69 L)

A JASPER

Had a triple-double: Gina Somma (20 pts, 10 reb, 12 stl) vs. Fairfield, 2/16/94
Had a double-double: Courtney Warley (20 pts, 11 reb) at Saint Peter's, 2/9/19
Two players had double-doubles: Kayla Grimme (14 pts, 10 reb) & Mikki Guiton (12 pts, 11 reb) at Canisius, 2/2/17
Scored 35 points: Monica Roeder (35) vs. ETSU, 11/19/11
Scored 30 points: Kayla Grimme (32) at SHU, 11/15/17
Scored 25 points: Gabby Cajou (28) vs. LIU Brooklyn, 11/6/18
Scored 20 points: D'yona Davis (20) at Monmouth, 2/12/19
Two players scored 20 pts: Kayla Grimme (20) and Amani Tatum (20) at Monmouth, 2/12/18
Had 20 rebounds: Kayla Grimme (20) vs. Siena, 2/15/18
Had 15 rebounds: Kayla Grimme (20) vs. Siena, 2/15/18
Had 10 rebounds: Courtney Warley (11) and Julie Hoier (11) at Saint Peter's, 2/9/19
Two players had 10 reb: Courtney Warley (11) and Julie Hoier (11) at Saint Peter's, 2/9/19
Made 5 3-pointers: Amani Tatum (5) vs. Siena, 2/15/18
Made 10 free throws: Amani Tatum (13) vs. Quinnipiac, 2/23/16
Attempted 15 free throws: Amani Tatum (16) vs. Quinnipiac, 2/23/16
Had 10 assists: Gabby Cajou (11) vs. Niagara, 2/8/18
Had 5 steals: Courtney Warley (6) and Lynette Taitt (5) vs. Siena, 2/3/19
Had 5 blocks: Courtney Warley (6) vs. Niagara, 1/24/19

2018-19 Margin of Victory/Defeat

1: 0-0	2: 0-1	3: 1-1	4: 1-2	5: 0-0
6: 1-2	7: 0-0	8: 0-3	9: 0-0	10: 0-2
11: 1-1	12: 0-0	13: 0-0	14: 0-1	15: 1-0
16: 0-1	17: 0-0	18: 2-0	19: 0-0	20+: 1-3

arship. Miceus (as well as all of her teammates) was surprised while the team played "Deal or No Deal" during a post-practice bonding exercise.

AYE, CAPTAINS!

During the summer, Manhattan announced the selection of three team captains: junior Gabby Cajou and sophomores Courtney Warley and Nyala Pendergrass.

Manhattan graduated four seniors in 2018, including three-year captain and point guard Amani Tatum, and this year's three captains will provide strong leadership to a young team. "Last year we all looked upon Amani, and then, as the summer sessions went on, we came together as a group," said Cajou earlier this year. "We figure things out together as a family. We all chip in ideas, and we all give each other opinions on how we can do better."

INJURY UPDATE

Junior point guard Gabby Cajou suffered a season-ending injury on December 4, tearing her ACL in the Jaspers' home game vs. Lafayette. Cajou is the reigning MAAC Sixth Player of the Year, the first player in program history to win the award. In October, she also earned Preseason All-MAAC Second Team honors.

First-year graduate transfer Candela Abejón is also out for the remainder of the season with an ACL tear. Abejón played 13 games for the Jaspers with 12 starts, averaging 5.8 points per game.

HOME GROWN

This season, Manhattan welcomed three freshmen to Riverdale from the Metropolitan Area. D'yona Davis (Bronx) and Kania Pollock (Queens) hail from New York City, while Sydney Watkins joins the Jaspers from northern New Jersey (Wanaque).

On November 18, the Jaspers announced the signing of another local basketball standout, point guard Emily LaPointe from Staten Island, who will join the team for the 2019-20 season.

ROOKIE(S) OF THE WEEK

Manhattan's freshmen have earned MAAC Rookie of the Week honors five times this season: D'yona Davis has won the title three times, while Kania Pollock and Sydney Watkins have each been selected once.

MAAC TOURNAMENT

This season's men's and women's MAAC Championships will take place at the Times Union Center in Albany, NY from March 7-11, 2019.



2018-19 MAAC Standings*

	MAAC	Overall
Quinnipiac	15-0	20-6
Marist	11-4	19-8
Rider	11-4	15-11
Niagara	8-6	12-14
Monmouth	7-7	11-14
Canisius	7-7	9-16
Siena	7-8	11-15
Manhattan	6-8	8-17
Fairfield	5-10	8-18
Iona	2-13	3-23
Saint Peter's	1-13	6-19

*as of 2/21/19

Upcoming MAAC Schedule

Friday, February 22

Siena at Canisius, 7 p.m.

Manhattan at Iona, 7 p.m.

Monmouth at Niagara, 7 p.m.

Fairfield at Saint Peter's, 7 p.m.

Saturday, February 23

Marist at Quinnipiac, 2 p.m.

Sunday, February 24

Iona at Fairfield, 1 p.m.

Rider at Niagara, 2 p.m.

Monmouth at Canisius, 2 p.m.

Saint Peter's at Manhattan, 2 p.m.

Wednesday, February 27

Niagara at Canisius, 5 p.m.

Thursday, February 28

Manhattan at Quinnipiac, 7 p.m.

Marist at Monmouth, 7 p.m.

Iona at Saint Peter's, 7 p.m.

Siena at Rider, 7 p.m.

2017-18 MAAC TOURNAMENT

After defeating the Iona Gaels 55-39 to advance to the quarterfinals of the 2018 MAAC Championship, the Jaspers fell to #2 Marist 84-60 on Friday, March 2 at the Times Union Center in Albany, NY.

Then-senior guard Amani Tatum scored her 1,000th point in a Manhattan uniform on a jumper in the opening minutes of the game, finishing her Manhattan career that day with 1,008 points, one of just 21 1,000-point scorers in program history. She added a team-high five assists against Marist, putting her at seventh all-time. Tatum completed her career with 255 steals, good for third all-time.

Manhattan's offense against the Red Foxes was led by another 1,000-point scorer, forward Kayla Grimme, who had a game-high 25 points on 9-of-14 shooting and 6-of-6 from the charity stripe. Grimme averaged 20.5 points for the tournament, and finished her Manhattan career with 1,433, good for fifth all-time. She pulled down just five rebounds in the game, but finished her time at Manhattan as one of the school's top three rebounders at 961.

TREND SETTER

Manhattan Athletic Director Marianne Reilly was the Jaspers' first-ever scholarship women's basketball player. She was also the first player in program history to reach the 1,000-point plateau, finishing her career with 1,305 points. In 1992, Reilly became the first female inducted into the Manhattan College Athletic Hall of Fame.

HONOR ROLL

This past September, former women's basketball player and Manhattan Hall of Famer Leigh Ann (Walker) Finley was honored as part of the 2018 MAAC Honor Roll at the Naismith Memorial Basketball Hall of Fame. The 24-member class features two representatives from each MAAC school and two from the conference.

One of the top rebounders in school history, Finley was one of the cornerstones in the first decade of Manhattan women's basketball. She helped lead the Jaspers to their second MAAC Championship as a junior in 1990, before averaging a double-double (10.8 ppg & 10.5 rpg) in earning All-MAAC Second Team honors as a senior in 1991. The seventh player in school history to crack the 1,000-point mark in scoring, she finished with 1,072 career points to go along with a then school-record 986 rebounds (second all-time). The first-ever MAAC All-Rookie selection, she averaged 9.6 points and 8.8 rebounds per game in helping lead Manhattan to an impressive 64-52 record during her time in Riverdale.

WHAT'S A JASPER?

Manhattan is the only athletic program in Division I with the "Jaspers" nickname. The unique moniker honors one of Manhattan's

2018-19 Individual Superlatives

Double-Figure Scoring Games: Davis (10), Taitt (9), Warley (8), Pollock (6), Morgan (5), Watkins (4), Abejon (3), Menna (2), Cajou (1), Hoier (1)

20-point Games: Davis (2), Cajou (1), Pollock (1), Taitt (1), Warley (1)

25-point Games: Cajou (1)

30-point Games:

Double-Figure Rebounding Games: Warley (11), Hoier (2), Menna (2)

Double-Doubles: Warley (3)

Games Leading Manhattan In Scoring: Davis (7), Warley (6), Morgan (4), Pollock (4), Taitt (3), Abejon (1), Cajou (1), Menna (1), Watkins (1)

Games Leading Manhattan In Rebounding: Warley (20), Menna (4), Miceus (2), Hoier (1)

Games Leading Manhattan In Assists: Taitt (9), Warley (4), Cajou (3), Davis (3), Hoier (3), Morgan (3), Pollock (3), Makela (2), Menna (1)

Games Leading Manhattan In Steals:* Warley (9), Morgan (5), Davis (4), Taitt (4), Cajou (2), Makela (2), Menna (1)

*vs. Quinnipiac 5 players with 1 steal


most memorable figures, Brother Jasper of Mary, F.S.C. Brother Jasper served Manhattan College in the late 1800s and was the first coach of Manhattan's baseball team.

He is also credited as the creator of the "seventh-inning stretch," which has become a time-honored tradition at ballparks across the country. During a game in the 1880s, Brother Jasper noticed students getting restless in the middle of the seventh inning of a close game, so he called timeout and told the students to stand up a stretch for a few minutes before resuming the game. Since Manhattan regularly played the New York Giants at the Polo Grounds in the 1880s and into the 1890s, the tradition spread into the major leagues.

Starting Lineups By Game

This is Manhattan's 26th game of the 2018-19 season. The Jaspers have utilized 13 starting lineups, with 12 players earning starting minutes.

	G	G	G/F	F	F/C
LIU BROOKLYN	Cajou	Davis	Abejón	Høier	Warley
at St. Francis Brooklyn	Cajou	Davis	Abejón	Høier	Warley
at UAlbany	Cajou	Davis	Abejón	Høier	Warley
STONY BROOK	Cajou	Taitt	Davis	Menna	Warley
DETROIT MERCY	Cajou	Davis	Abejón	Menna	Warley
at Fordham	Cajou	Davis	Abejón	Menna	Warley
LAFAYETTE	Cajou	Davis	Abejón	Menna	Warley
DREXEL	Morgan	Davis	Abejón	Menna	Warley
WRIGHT STATE	Morgan	Pollock	Abejón	Menna	Warley
SACRED HEART	Pollock	Davis	Abejón	Menna	Warley
at Holy Cross	Pollock	Taitt	Abejón	Menna	Warley
at Canisius	Pollock	Davis	Abejón	Menna	Warley
at Niagara	Morgan	Watkins	Abejón	Menna	Warley
at Siena	Morgan	Taitt	Watkins	Menna	Warley
IONA	Morgan	Taitt	Watkins	Miceus	Warley
RIDER	Morgan	Taitt	Watkins	Miceus	Warley
NIAGARA	Davis	Taitt	Watkins	Miceus	Warley
at Marist	Davis	Makela	Watkins	Miceus	Warley
FAIRFIELD	Davis	Taitt	Watkins	Miceus	Warley
SIENA	Davis	Taitt	Watkins	Miceus	Warley
MARIST	Davis	Taitt	Watkins	Miceus	Warley
at Saint Peter's	Davis	Taitt	Watkins	Miceus	Warley
at Monmouth	Davis	Taitt	Watkins	Miceus	Warley
QUINNIPIAC	Taitt	Watkins	Høier	Miceus	Warley
at Rider	Morgan	Taitt	Watkins	Miceus	Warley
at Iona					
SAINT PETER'S					
at QUINNIPIAC					
CANISUS					



2018-2019 Jaspers



0 * Kania Pollock
G * 5-8 * Fr.
Queens, NY
The Mary Louis Academy



1 * D'Yona Davis
G * 5-7 * Fr.
Bronx, NY
Truman



2 * Gabby Cajou
G * 5-4 * Jr.
North Rockland, NY
North Rockland



4 * Emma Bedeker
G * 5-5 * Jr.
Ottawa, IL
Ottawa Township



5 * Lynette Taitt
G * 5-5 * So.
Irvington, NJ
Bishop Loughlin



10 * Sini Mäkelä
G * 5-8 * So.
Helsinki, Finland
Mäkelänrinne Sports High



12 * Julie Hoier
F * 6-2 * Jr.
Aabyhoej, Denmark
Marselisborg Gymnasium



13 * Lizahya Morgan
G * 5-3 * So.
East Hartford, CT
Capital Preparatory Magnet



14 * Candela Abejón
G/F * 6-1 * GS
Gijon, Spain
USC



15 * Syndey Watkins
G * 5-8 * Fr.
Wanaque, NJ
Saddle River Day



20 * Nyala Pendergrass
G/F * 5-9 * So.
Jackson, NJ
St. Rose



22 * Courtney Warley
C * 6-3 * So.
West Chester, PA
Bishop Shanahan



24 * Tuuli Menna
F * 6-1 * Jr.
Helsinki, Finland
Mäkelänrinne Sports High



25 * Pamela Miceus
F * 6-1 * Jr.
Haverstraw, NY
North Rockland



Heather Vulin
Head Coach
Minnesota-Morris
Third Year



Sahar Nusseibeh
Associate Head Coach
American
Third Year



Allie Bassetti
Assistant Coach
Rowan
Third Year



Callan Taylor
Assistant Coach
Sacred Heart
Third Year



Rena Wakama
Western Carolina
Dir., Basketball Ops
Second Year





2018-19 Manhattan Women's Basketball
Manhattan Combined Team Statistics (as of Feb 17, 2019)
All games



RECORD:	OVERALL	HOME	AWAY	NEUTRAL
ALL GAMES	8-17	5-9	3-8	0-0
CONFERENCE	6-8	3-4	3-4	0-0
NON-CONFERENCE	2-9	2-5	0-4	0-0

#	Player	gp-gs	min	avg	Total		3-Point		F-Throw		Rebounds				pf	dq	a	to	blk	stl	pts	avg
					fg-fga	fg%	3fg-fga	3fg%	ft-fa	ft%	off	def	tot	avg								
01	Davis, D'Yona	23-17	468	20.3	78-195	.400	21-62	.339	28-52	.538	18	50	68	3.0	37	0	26	61	2	29	205	8.9
02	Cajou, Gabby	7-7	197	28.1	21-59	.356	2-18	.111	13-18	.722	6	13	19	2.7	13	0	21	14	2	17	57	8.1
22	Warley, Courtney	25-25	802	32.1	78-182	.429	2-4	.500	42-70	.600	98	119	217	8.7	73	3	30	47	46	54	200	8.0
05	Taitt, Lynette	22-13	513	23.3	64-164	.390	4-14	.286	32-45	.711	26	52	78	3.5	52	1	47	57	4	37	164	7.5
15	Watkins, Sydney	19-13	450	23.7	47-143	.329	38-116	.328	1-2	.500	4	26	30	1.6	23	0	9	20	0	10	133	7.0
14	Abejon, Candela	13-12	269	20.7	27-75	.360	16-46	.348	6-12	.500	3	17	20	1.5	33	1	9	24	7	8	76	5.8
00	Pollock, Kania	25-4	366	14.6	56-169	.331	11-51	.216	20-42	.476	14	37	51	2.0	44	2	23	57	3	11	143	5.7
13	Morgan, Lizahya	25-7	423	16.9	39-148	.264	22-72	.306	14-25	.560	14	21	35	1.4	34	0	32	52	0	24	114	4.6
12	Hoier, Julie	25-4	492	19.7	30-88	.341	3-20	.150	28-44	.636	41	83	124	5.0	34	0	28	41	14	7	91	3.6
24	Menna, Tuuli	22-11	337	15.3	25-82	.305	1-8	.125	9-12	.750	35	43	78	3.5	44	2	12	25	3	9	60	2.7
25	Miceus, Pamela	24-11	303	12.6	28-75	.373	0-0	.000	8-14	.571	28	48	76	3.2	43	1	13	15	19	10	64	2.7
10	Makela, Sini	25-1	355	14.2	14-60	.233	10-45	.222	6-7	.857	2	40	42	1.7	20	0	15	18	6	13	44	1.8
20	Pendergrass, Nyala	14-0	43	3.1	0-6	.000	0-2	.000	0-0	.000	2	2	4	0.3	4	0	1	3	0	2	0	0.0
Team											54	45	99				19					
Total.....		25	5025		508-1447	.351	130-458	.284	207-343	.603	345	596	941	37.6	454	10	266	453	106	231	1353	54.1
Opponents.....		25	5025		511-1323	.386	131-424	.309	297-417	.712	262	650	912	36.5	376	-	303	451	48	202	1450	58.0

TEAM STATISTICS	MANW	OPP	Date	Opponent	Score	Att.
SCORING	1353	1450	11/06/18	LIU BROOKLYN	w 61-46	242
Points per game	54.1	58.0	11/10/18	at St. Francis Brooklyn	L 65-73	303
Scoring margin	-3.9	-	11/14/18	at UAlbany	L 54-60	0
FIELD GOALS-ATT	508-1447	511-1323	11/17/18	STONY BROOK	L 48-79	250
Field goal pct	.351	.386	11/24/18	DETROIT MERCY	L 56-58	306
3 POINT FG-ATT	130-458	131-424	12/01/18	at Fordham	L 61-65	798
3-point FG pct	.284	.309	12/04/18	LAFAYETTE	w 60-49	150
3-pt FG made per game	5.2	5.2	12/07/18	DREXEL	L 39-53	210
FREE THROWS-ATT	207-343	297-417	12/09/18	WRIGHT STATE	L 44-60	123
Free throw pct	.603	.712	12/16/18	SACRED HEART	L 46-74	213
F-Throws made per game	8.3	11.9	12/19/18	at Holy Cross	L 53-61	1755
REBOUNDS	941	912	* 01/03/19	at Canisius	L 44-47	2196
Rebounds per game	37.6	36.5	* 01/05/19	at Niagara	L 51-61	237
Rebounding margin	+1.2	-	* 1/11/19	at Siena	Lot 56-62	1706
ASSISTS	266	303	* 01/18/19	IONA	w 55-33	503
Assists per game	10.6	12.1	* 01/20/19	RIDER	L 63-73	458
TURNOVERS	453	451	* 01/24/19	NIAGARA	L 54-58	327
Turnovers per game	18.1	18.0	* 01/27/19	at Marist	w 69-51	1665
Turnover margin	-0.1	-	* 02/01/19	FAIRFIELD	w 47-41	341
Assist/turnover ratio	0.6	0.7	* 02/03/19	SIENA	w 52-48	428
STEALS	231	202	* 02/07/19	MARIST	L 51-62	423
Steals per game	9.2	8.1	* 02/09/19	at Saint Peter's	w 62-44	357
BLOCKS	106	48	* 02/12/19	at Monmouth	L 63-71	375
Blocks per game	4.2	1.9	* 02/15/19	QUINNIPIAC	L 39-64	472
ATTENDANCE	4446	10579	* 02/17/19	at Rider	w 60-57	1187
Home games-Avg/Game	14-318	11-962				
Neutral site-Avg/Game	-	0-0				

* = Conference game

Score by Periods	1st	2nd	3rd	4th	OT	Totals
Manhattan	331	282	353	385	2	1353
Opponents	333	368	369	372	8	1450



2018-19 Manhattan Women's Basketball
Manhattan Combined Team Statistics (as of Feb 17, 2019)
MAAC games only



RECORD:	OVERALL	HOME	AWAY	NEUTRAL
ALL GAMES	6-8	3-4	3-4	0-0
CONFERENCE	6-8	3-4	3-4	0-0
NON-CONFERENCE	0-0	0-0	0-0	0-0

#	Player	gp-gs	min	avg	Total		3-Point		F-Throw		Rebounds				pf	dq	a	to	blk	stl	pts	avg
					fg-fga	fg%	3fg-fga	3fg%	ft-fta	ft%	off	def	tot	avg								
01	Davis, D'Yona	12-8	251	20.9	45-103	.437	11-26	.423	19-33	.576	11	29	40	3.3	21	0	20	35	1	11	120	10.0
05	Taitt, Lynette	14-11	390	27.9	49-130	.377	4-11	.364	29-40	.725	20	36	56	4.0	35	1	34	40	3	30	131	9.4
14	Abejon, Candela	2-2	48	24.0	7-19	.368	3-10	.300	1-4	.250	0	5	5	2.5	4	0	2	4	3	2	18	9.0
22	Warley, Courtney	14-14	475	33.9	43-100	.430	0-2	.000	25-34	.735	61	72	133	9.5	41	1	19	23	35	36	111	7.9
15	Watkins, Sydney	14-13	376	26.9	37-117	.316	29-92	.315	1-2	.500	3	21	24	1.7	18	0	4	16	0	10	104	7.4
00	Pollock, Kania	14-1	211	15.1	32-95	.337	8-33	.242	15-28	.536	3	27	30	2.1	27	2	13	37	2	7	87	6.2
12	Hoier, Julie	14-1	321	22.9	20-54	.370	2-8	.250	23-35	.657	27	62	89	6.4	19	0	17	21	10	2	65	4.6
13	Morgan, Lizahya	14-5	236	16.9	21-78	.269	13-39	.333	5-6	.833	7	9	16	1.1	22	0	15	33	0	11	60	4.3
25	Miceus, Pamela	14-11	200	14.3	16-50	.320	0-0	.000	3-6	.500	20	32	52	3.7	22	0	7	10	14	4	35	2.5
10	Makela, Sini	14-1	195	13.9	6-31	.194	5-23	.217	5-6	.833	1	21	22	1.6	12	0	6	9	4	6	22	1.6
24	Menna, Tuuli	11-3	113	10.3	6-18	.333	0-1	.000	1-4	.250	15	12	27	2.5	18	1	3	7	0	2	13	1.2
20	Pendergrass, Nyala	6-0	9	1.5	0-3	.000	0-0	.000	0-0	.000	0	1	1	0.2	1	0	0	1	0	2	0	0.0
Team											27	28	55					13				
Total.....		14	2825		282-798	.353	75-245	.306	127-198	.641	195	355	550	39.3	240	5	140	249	72	123	766	54.7
Opponents.....		14	2825		272-751	.362	79-259	.305	149-208	.716	147	347	494	35.3	210	-	172	242	30	123	772	55.1

TEAM STATISTICS	MANW	OPP
SCORING	766	772
Points per game	54.7	55.1
Scoring margin	-0.4	-
FIELD GOALS-ATT	282-798	272-751
Field goal pct	.353	.362
3 POINT FG-ATT	75-245	79-259
3-point FG pct	.306	.305
3-pt FG made per game	5.4	5.6
FREE THROWS-ATT	127-198	149-208
Free throw pct	.641	.716
F-Throws made per game	9.1	10.6
REBOUNDS	550	494
Rebounds per game	39.3	35.3
Rebounding margin	+4.0	-
ASSISTS	140	172
Assists per game	10.0	12.3
TURNOVERS	249	242
Turnovers per game	17.8	17.3
Turnover margin	-0.5	-
Assist/turnover ratio	0.6	0.7
STEALS	123	123
Steals per game	8.8	8.8
BLOCKS	72	30
Blocks per game	5.1	2.1
ATTENDANCE	2952	7723
Home games-Avg/Game	7-422	7-1103
Neutral site-Avg/Game	-	0-0

Date	Opponent		Score	Att.
* 01/03/19	at Canisius	L	44-47	2196
* 01/05/19	at Niagara	L	51-61	237
* 1/11/19	at Siena	Lot	56-62	1706
* 01/18/19	IONA	W	55-33	503
* 01/20/19	RIDER	L	63-73	458
* 01/24/19	NIAGARA	L	54-58	327
* 01/27/19	at Marist	W	69-51	1665
* 02/01/19	FAIRFIELD	W	47-41	341
* 02/03/19	SIENA	W	52-48	428
* 02/07/19	MARIST	L	51-62	423
* 02/09/19	at Saint Peter's	W	62-44	357
* 02/12/19	at Monmouth	L	63-71	375
* 02/15/19	QUINNIPIAC	L	39-64	472
* 02/17/19	at Rider	W	60-57	1187

* = Conference game

Score by Periods	1st	2nd	3rd	4th	OT	Totals
Manhattan	189	147	209	219	2	766
Opponents	182	191	201	190	8	772



Official Basketball Box Score -- Game Totals -- Final Statistics
Manhattan vs Rider
02/17/19 1:00 pm at Lawrenceville, NJ - Alumni Gymnasium



Manhattan 60 • 8-17; 6-8 MAAC

#	Player		Total		3-Ptr	Rebounds			PF	TP	A	TO	Blk	Stl	Min
			FG-FGA	FG-FGA	FT-FTA	Off	Def	Tot							
25	Miceus, Pamela	f	2-10	0-0	2-4	4	2	6	2	6	1	0	1	1	23
22	Warley, Courtney	c	2-3	0-0	2-4	1	3	4	4	6	1	2	1	3	30
05	Taitt, Lynette	g	3-12	0-0	5-8	4	2	6	3	11	3	2	0	4	36
13	Morgan, Lizahya	g	5-12	0-3	2-2	1	3	4	2	12	2	4	0	0	27
15	Watkins, Sydney	g	3-8	2-5	0-0	0	0	0	1	8	0	0	0	0	20
00	Pollock, Kania		4-10	2-7	2-2	0	5	5	4	12	1	2	0	0	25
10	Makela, Sini		0-0	0-0	0-0	0	1	1	0	0	0	0	0	0	7
12	Hoier, Julie		1-3	0-0	3-6	3	6	9	0	5	0	0	0	0	31
24	Menna, Tuuli		0-0	0-0	0-0	1	0	1	1	0	0	0	0	0	1
Team						2	1	3				3			
Totals			20-58	4-15	16-26	16	23	39	17	60	8	13	2	8	200

1st - FG %: 5-16 31.3% 2nd: 3-15 20.0% 3rd: 7-14 50.0% 4th: 5-13 38.5% Game: 20-58 34.5% Deadball
 3FG %: 0-4 0.0% 0-4 0.0% 2-3 66.7% 2-4 50.0% 2-4 26.7% Rebounds
 FT %: 3-4 75.0% 2-4 50.0% 0-0 0.0% 11-18 61.1% 16-26 61.5% 8,1

Rider 57 • 15-10; 11-3 MAAC

#	Player		Total		3-Ptr	Rebounds			PF	TP	A	TO	Blk	Stl	Min
			FG-FGA	FG-FGA	FT-FTA	Off	Def	Tot							
13	Favre, Lea	f	3-6	0-0	2-4	1	2	3	5	8	1	2	1	0	33
32	Johnson, Aubre	f	0-1	0-0	0-0	1	1	2	2	0	0	1	0	1	10
04	Johnson, Stella	g	7-14	2-5	6-8	0	6	6	4	22	5	4	0	2	39
21	Posset, Lexi	g	2-6	0-3	3-4	0	5	5	3	7	5	3	0	2	38
31	Johnson, Amari	g	1-8	1-5	0-4	1	3	4	2	3	0	4	0	1	29
02	Farmer, Mia		1-3	1-3	2-2	0	1	1	0	5	0	0	1	2	13
03	Mobley, Amanda		0-0	0-0	0-0	0	0	0	0	0	0	0	0	0	1
11	Moses, Daija		1-2	0-0	0-0	1	1	2	4	2	1	2	0	0	17
22	Stover, Lexi		0-0	0-0	0-0	0	0	0	0	0	0	0	0	0	0+
42	Goodman, Tracey		4-6	2-4	0-0	2	3	5	4	10	0	0	0	1	20
Team						0	2	2							
Totals			19-46	6-20	13-22	6	24	30	24	57	12	16	2	9	200

1st - FG %: 1-10 10.0% 2nd: 5-11 45.5% 3rd: 7-13 53.8% 4th: 6-12 50.0% Game: 19-46 41.3% Deadball
 3FG %: 0-2 0.0% 2-7 28.6% 2-6 33.3% 2-5 40.0% 6-20 30.0% Rebounds
 FT %: 4-4 100.0% 6-12 50.0% 2-4 50.0% 1-2 50.0% 13-22 59.1% 6

Officials: Cara Seggie, Anthony Reddin, Robert McDow

Technical fouls: Manhattan-None. Rider-None.

Attendance: 1187

2018-19 Women's Basketball. Round: 0. Manhattan vs Rider. Played at .

Score by periods	1st	2nd	3rd	4th	Total
Manhattan	13	8	16	23	60
Rider	6	18	18	15	57

	In Paint	Off T/O	2nd Chance	Fast Break	Bench
Points MANW	18	18	15	6	17
RID	22	7	7	9	17

Last FG - MANW 4th-01:12, RID 4th-00:25.

Largest lead - MANW by 7 1st-00:03, RID by 9 4th-05:52.

MANW led for 12:08. RID led for 20:37. Game was tied for 07:15.

Score tied - 6 times.

Lead changed - 4 times.



Official Basketball Box Score -- Game Totals -- Final Statistics
Quinnipiac vs Manhattan
02/15/19 7:00 pm at Riverdale, NY - Draddy Gymnasium



Quinnipiac 64 • 18-6; 13-0 MAAC

##	Player		Total	3-Ptr	Rebounds							PF	TP	A	TO	Blk	Stl	Min
			FG-FGA	FG-FGA	FT-FTA	Off	Def	Tot										
04	Strautmene, Paula	f	5-9	0-2	0-0	2	0	2	3	10	3	1	3	2	25			
20	Warfel, Paige	f	3-6	0-1	0-0	0	8	8	2	6	3	3	0	3	33			
11	Thornton, Edel	g	2-5	1-3	0-0	2	2	4	0	5	5	0	0	1	29			
23	Martin, Brittany	g	1-5	0-3	0-0	0	3	3	1	2	2	1	0	1	24			
25	McClure, Aryn	g	4-8	0-0	4-4	2	2	4	0	12	2	4	0	2	33			
02	Herd, Taylor		4-12	2-10	0-0	0	1	1	1	10	1	0	0	3	23			
10	Ward, Jaden		1-4	0-1	0-0	1	1	2	1	2	0	0	0	0	6			
21	Fay, Jen		4-6	1-3	0-0	2	1	3	1	9	1	1	0	1	13			
22	DeWees, Mackenzie		2-6	0-2	1-2	1	3	4	1	5	0	0	0	0	9			
24	Free, Amani		1-3	1-2	0-0	0	0	0	0	3	0	0	0	0	3			
32	Bradley, Danelle		0-0	0-0	0-0	0	0	0	0	0	1	0	0	0	2			
Team						1	2	3										
Totals			27-64	5-27	5-6	11	23	34	10	64	18	10	3	13	200			

1st - FG %: 6-16 37.5% 2nd: 3-16 18.8% 3rd: 11-17 64.7% 4th: 7-15 46.7% Game: 27-64 42.2% Deadball
 3FG %: 1-8 12.5% 1-7 14.3% 1-5 20.0% 2-7 28.6% 5-27 18.5% Rebounds
 FT %: 0-0 0.0% 4-4 100.0% 0-0 0.0% 1-2 50.0% 5-6 83.3% 0

Manhattan 39 • 7-17; 5-8 MAAC

#	Player		Total	3-Ptr	Rebounds			PF	TP	A	TO	Blk	Stl	Min	
			FG-FGA	FG-FGA	FT-FTA	Off	Def								Tot
12	Hoier, Julie	f	1-3	0-1	0-0	0	6	6	1	2	1	3	0	0	34
25	Miceus, Pamela	f	2-2	0-0	0-0	2	3	5	2	4	0	2	0	0	12
22	Warley, Courtney	c	2-4	0-0	0-0	7	5	12	2	4	0	2	0	1	33
05	Taitt, Lynette	g	3-12	0-1	1-2	2	4	6	2	7	2	8	0	1	34
15	Watkins, Sydney	g	1-8	1-6	0-0	1	2	3	1	3	1	1	0	1	27
00	Pollock, Kania		2-12	1-4	1-1	0	1	1	0	6	0	2	1	0	13
10	Makela, Sini		0-3	0-2	0-0	0	1	1	1	0	2	1	1	1	13
13	Morgan, Lizahya		4-11	4-7	1-2	1	0	1	2	13	1	6	0	1	22
20	Pendergrass, Nyala		0-0	0-0	0-0	0	0	0	0	0	0	0	0	0	0+
24	Menna, Tuuli		0-0	0-0	0-0	1	0	1	0	0	0	0	0	0	12
Team						3	5	8							
Totals			15-55	6-21	3-5	17	27	44	11	39	7	25	2	5	200

1st - FG %: 2-12 16.7% 2nd: 0-12 0.0% 3rd: 7-11 63.6% 4th: 6-20 30.0% Game: 15-55 27.3% Deadball
 3FG %: 0-3 0.0% 0-5 0.0% 3-4 75.0% 3-9 33.3% 6-21 28.6% Rebounds
 FT %: 1-1 100.0% 1-2 50.0% 1-2 50.0% 0-0 0.0% 3-5 60.0% 2

Officials: John Capolino, Krystle Apellaniz, Scott Berkins
 Technical fouls: Quinnipiac-None. Manhattan-None.
 Attendance: 472

Score by periods	1st	2nd	3rd	4th	Total
Quinnipiac	13	11	23	17	64
Manhattan	5	1	18	15	39

	In	Off	2nd	Fast	
Points	Paint	T/O	Chance	Break	Bench
QUI	24	25	8	4	29
MANW	8	11	12	2	19

Last FG - QUI 4th-01:08, MANW 4th-00:10.
 Largest lead - QUI by 28 4th-03:02, MANW by 2 1st-09:17.
 QUI led for 36:18. MANW led for 01:52. Game was tied for 01:50.

Score tied - 1 time.
 Lead changed - 1 time.



Official Basketball Box Score -- Game Totals -- Final Statistics
Manhattan vs Monmouth
02/12/19 7:00 pm at West Long Branch, NJ - OceanFirst Bank



Manhattan 63 • 7-16; 5-7 MAAC

#	Player		Total		3-Ptr	Rebounds			PF	TP	A	TO	Blk	Stl	Min
			FG-FGA	FG-FGA	FT-FTA	Off	Def	Tot							
25	Miceus, Pamela	f	0-1	0-0	0-0	0	1	1	0	0	0	1	2	0	13
22	Warley, Courtney	c	3-9	0-0	1-2	6	2	8	3	7	2	4	2	2	35
01	Davis, D'Yona	g	7-15	1-2	5-7	2	4	6	0	20	0	5	0	3	25
05	Taitt, Lynette	g	5-10	1-2	3-4	1	4	5	3	14	4	0	0	3	36
15	Watkins, Sydney	g	3-11	2-9	0-0	0	0	0	0	8	0	0	0	0	25
00	Pollock, Kania		2-6	0-3	0-0	0	2	2	1	4	0	3	0	2	12
10	Makela, Sini		0-1	0-1	3-4	0	0	0	3	3	0	1	0	0	7
12	Hoier, Julie		2-5	0-0	3-4	2	5	7	4	7	1	1	0	0	20
13	Morgan, Lizahya		0-1	0-1	0-0	0	0	0	1	0	1	0	0	1	14
20	Pendergrass, Nyala		0-0	0-0	0-0	0	0	0	0	0	0	0	0	0	2
24	Menna, Tuuli		0-0	0-0	0-2	0	0	0	1	0	0	0	0	0	11
Team						3	1	4							
Totals			22-59	4-18	15-23	14	19	33	16	63	8	15	4	11	200

1st - FG %: 6-16 37.5% 2nd: 4-15 26.7% 3rd: 10-14 71.4% 4th: 2-14 14.3% Game: 22-59 37.3% Deadball
 3FG %: 0-3 0.0% 2-6 33.3% 2-2 100.0% 0-7 0.0% 4-18 22.2% Rebounds
 FT %: 5-7 71.4% 3-6 50.0% 2-4 50.0% 5-6 83.3% 15-23 65.2% 6

Monmouth 71 • 10-13; 6-6 MAAC

#	Player		Total		3-Ptr	Rebounds			PF	TP	A	TO	Blk	Stl	Min
			FG-FGA	FG-FGA	FT-FTA	Off	Def	Tot							
22	Alexa Middleton	f	5-8	0-0	0-0	1	5	6	3	10	1	2	1	0	30
25	Lucy Thomas	f	5-9	3-4	2-2	3	5	8	1	15	2	2	1	4	31
04	Sierra Green	g	9-18	7-12	3-3	1	3	4	2	28	0	5	0	1	32
20	Mckinzee Barker	g	0-1	0-1	2-2	3	0	3	1	2	2	4	0	1	28
23	Allure Simmons	g	0-2	0-0	0-0	0	1	1	4	0	0	0	0	2	6
02	Alexa Wallace		1-5	0-0	0-0	0	0	0	1	2	1	1	0	0	15
03	Rosa Graham		1-2	0-0	0-0	0	1	1	2	2	3	1	0	1	19
15	Emani Clough		2-8	1-4	7-8	0	0	0	1	12	3	4	0	0	20
24	Erica Balman		0-0	0-0	0-0	0	1	1	2	0	0	1	0	0	4
32	Taylor Nason		0-0	0-0	0-0	0	3	3	1	0	0	0	0	1	15
Team						3	5	8				1			
Totals			23-53	11-21	14-15	11	24	35	18	71	12	21	2	10	200

1st - FG %: 6-18 33.3% 2nd: 8-15 53.3% 3rd: 4-10 40.0% 4th: 5-10 50.0% Game: 23-53 43.4% Deadball
 3FG %: 1-4 25.0% 4-5 80.0% 2-6 33.3% 4-6 66.7% 11-21 52.4% Rebounds
 FT %: 0-0 0.0% 1-2 50.0% 2-2 100.0% 11-11 100.0% 14-15 93.3% 1,1

Officials: Nykesha Thompson, Kathleen Lynch, Joseph Vaszily

Technical fouls: Manhattan-None. Monmouth-None.

Attendance: 375

2018-19 Women's Basketball. Round: 0. Manhattan vs Monmouth. Played at .

Score by periods	1st	2nd	3rd	4th	Total
Manhattan	17	13	24	9	63
Monmouth	13	21	12	25	71

	In Paint	Off T/O	2nd Chance	Fast Break	Bench
Points MANW MONW	14 22	18 11	14 11	4 9	14 16

Last FG - MANW 4th-04:12, MONW 4th-02:24.

Largest lead - MANW by 9 4th-09:51, MONW by 8 4th-00:12.

MANW led for 22:53. MONW led for 11:33. Game was tied for 05:34.

Score tied - 10 times.

Lead changed - 13 times.

2018-19 Season Highs

0 Kania POLLOCK

Points: 20 vs. Rider (1/20/19)
Rebounds: 6 vs. Sacred Heart (12/16/18)
Assists: 4 vs. Drexel (12/7/18)
Steals: 2, twice (at Monmouth, 2/12/19)
Blocks: 1, three times (vs. Quinnipiac, 2/15/19)
Minutes: 30, twice (vs. Iona, 1/18/19)

1 D'yona DAVIS

Points: 20, twice (at Monmouth, 2/12/19)
Rebounds: 6, twice (at Monmouth, 2/12/19)
Assists: 4, twice (at Saint Peter's, 2/9/19)
Steals: 4 vs. LIU Brooklyn (11/6/18)
Blocks: 1, twice (vs. Fairfield, 2/1/19)
Minutes: 32 at Marist (1/27/19)

2 Gabby CAJOU

Points: 28 vs. LIU Brooklyn (11/6/18)
Rebounds: 6 at St. Francis Brooklyn (11/10/18)
Assists: 7 vs. Detroit Mercy (11/24/18)
Steals: 5 vs. LIU Brooklyn (11/6/18)
Blocks: 1, twice (vs. Lafayette, 12/4/18)
Minutes: 39 at Fordham (12/1/18)

4 Emma BEDEKER

Points:
Rebounds:
Assists:
Steals:
Blocks:
Minutes:

5 Lynette TAITT

Points: 20 at Marist (1/27/19)
Rebounds: 8 at Siena (1/11/19)
Assists: 6, three times (at Saint Peter's, 2/9/19)
Steals: 5 vs. Siena (vs. Siena, 2/3/19)
Blocks: 2 at Canisius (1/3/19)
Minutes: 36, three times (at Rider, 2/17/19)

10 Sini MÄKELÄ

Points: 8 at Fordham (12/1/18)
Rebounds: 5, twice (vs. Niagara, 1/24/19)
Assists: 2, four times (vs. Quinnipiac, 2/15/19)
Steals: 3 vs. St. Francis Brooklyn (11/10/18)
Blocks: 1, six times (vs. Quinnipiac, 2/15/19)
Minutes: 26 vs Niagara (1/24/19)

12 Julie HØIER

Points: 16 at Marist (1/27/19)
Rebounds: 11 at Saint Peter's (2/9/19)
Assists: 3, twice (vs. Rider, 1/20/19)
Steals: 2 at Fordham (12/1/18)
Blocks: 4 vs. Niagara (1/24/19)
Minutes: 35 at Marist (1/27/19)

13 Lizahya MORGAN

Points: 14 vs. Lafayette (12/4/18)
Rebounds: 6 vs. Wright State (12/9/18)
Assists: 4, twice (at Holy Cross, 12/19/18)
Steals: 6 vs. LIU Brooklyn (11/6/18)
Blocks:
Minutes: 39 at Siena (1/11/19)

14 Candela ABEJÓN

Points: 13 at Niagara (1/5/19)
Rebounds: 3, three times (at Niagara, 1/5/19)
Assists: 2, three times (at Niagara, 1/5/19)
Steals: 2, three times (at Canisius, 1/3/19)
Blocks: 2, three times (at Niagara, 1/5/19)
Minutes: 28 twice (vs. Lafayette, 12/4/18)

15 Sydney WATKINS

Points: 14 at Saint Peter's (2/9/19)
Rebounds: 4 at Holy Cross (12/19/18)
Assists: 2, twice (at Holy Cross, 12/19/18)
Steals: 3 at Saint Peter's (2/9/19)
Blocks:
Minutes: 37 at Siena (1/11/19)

20 Nyala PENDERGRASS

Points:
Rebounds: 1, four times (vs. Iona, 1/18/19)
Assists: 1 vs. Stony Brook (11/17/18)
Steals: 1, twice (at Saint Peter's, 2/9/19)
Blocks:
Minutes: 16 vs. Stony Brook (11/17/18)

22 Courtney WARLEY

Points: 20 at Saint Peter's (2/9/19)
Rebounds: 14 vs. Iona (1/18/19)
Assists: 3, four times (at Siena 1/11/19)
Steals: 6 vs. Siena (2/3/19)
Blocks: 6 vs. Niagara (1/24/19)
Minutes: 40 at Canisius (1/3/19)

24 Tuuli MENNA

Points: 11 vs. Wright State (12/9/18)
Rebounds: 13 at Niagara (1/5/19)
Assists: 3 vs. Wright State (12/9/18)
Steals: 2, twice (vs. Wright State, 12/9/18)
Blocks: 3 at UAlbany (11/14/18)
Minutes: 37 vs. Detroit Mercy (11/14/18)

25 Pamela MICEUS

Points: 8, twice (vs. Iona, 1/18/19)
Rebounds: 9 vs. Rider (1/20/19)
Assists: 3 vs. St. Francis Brooklyn (11/10/18)
Steals: 2 vs. St. Francis Brooklyn (11/10/18)
Blocks: 2, five times (at Monmouth, 2/12/19)
Minutes: 23 at Holy Cross (12/19/18)



Individual Career History



Abejon, Candela

			Total		3-Point		F-Throws		Rebounds											Scoring	
Season	gp-gs	min/avg	fg-fga	pct	fg-fga	pct	ft-fta	pct	off	def	tot	avg	pf	fo	ast	to	blk	stl	pts	avg	
2018-19	13-12	269/20.7	27-75	.360	16-46	.348	6-12	.500	3	17	20	1.5	33	1	9	24	7	8	76	5.8	
TOTAL	13-12	269/20.7	27-75	.360	16-46	.348	6-12	.500	3	17	20	1.5	33	1	9	24	7	8	76	5.8	

Bedeker, Emma

			Total		3-Point		F-Throws		Rebounds											Scoring	
Season	gp-gs	min/avg	fg-fga	pct	fg-fga	pct	ft-fta	pct	off	def	tot	avg	pf	fo	ast	to	blk	stl	pts	avg	
2016-17	3-0	7/2.3	0-0	.000	0-0	.000	2-2	1.000	0	0	0	0.0	0	0	0	0	0	1	2	0.7	
2017-18	6-0	6/1.0	0-0	.000	0-0	.000	0-0	.000	0	0	0	0.0	1	0	0	1	0	0	0	0.0	
TOTAL	9-0	13/1.4	0-0	.000	0-0	.000	2-2	1.000	0	0	0	0.0	1	0	0	1	0	1	2	0.2	

Cajou, Gabby

			Total		3-Point		F-Throws		Rebounds										Scoring	
Season	gp-gs	min/avg	fg-fga	pct	fg-fga	pct	ft-fta	pct	off	def	tot	avg	pf	fo	ast	to	blk	stl	pts	avg
2016-17	30-15	723/24.1	54-142	.380	11-50	.220	29-46	.630	17	42	59	2.0	65	1	67	73	5	34	148	4.9
2017-18	31-1	915/29.5	100-210	.476	16-54	.296	34-48	.708	19	52	71	2.3	71	0	110	72	4	66	250	8.1
2018-19	7-7	197/28.1	21-59	.356	2-18	.111	13-18	.722	6	13	19	2.7	13	0	21	14	2	17	57	8.1
TOTAL	68-23	1835/27.0	175-411	.426	29-122	.238	76-112	.679	42	107	149	2.2	149	1	198	159	11	117	455	6.7

Davis, D'Yona

			Total		3-Point		F-Throws		Rebounds											Scoring	
Season	gp-gs	min/avg	fg-fga	pct	fg-fga	pct	ft-fta	pct	off	def	tot	avg	pf	fo	ast	to	blk	stl	pts	avg	
2018-19	23-17	468/20.3	78-195	.400	21-62	.339	28-52	.538	18	50	68	3.0	37	0	26	61	2	29	205	8.9	
TOTAL	23-17	468/20.3	78-195	.400	21-62	.339	28-52	.538	18	50	68	3.0	37	0	26	61	2	29	205	8.9	

Hoier, Julie

			Total		3-Point		F-Throws		Rebounds										Scoring	
Season	gp-gs	min/avg	fg-fga	pct	fg-fga	pct	ft-fta	pct	off	def	tot	avg	pf	fo	ast	to	blk	stl	pts	avg
2016-17	19-12	353/18.6	21-59	.356	6-20	.300	11-18	.611	15	39	54	2.8	36	0	22	25	7	5	59	3.1
2017-18	21-0	125/6.0	3-18	.167	1-10	.100	2-4	.500	7	13	20	1.0	10	0	2	11	4	2	9	0.4
2018-19	25-4	492/19.7	30-88	.341	3-20	.150	28-44	.636	41	83	124	5.0	34	0	28	41	14	7	91	3.6
TOTAL	65-16	970/14.9	54-165	.327	10-50	.200	41-66	.621	63	135	198	3.0	80	0	52	77	25	14	159	2.4

Makela, Sini

			Total		3-Point		F-Throws		Rebounds											Scoring	
Season	gp-gs	min/avg	fg-fga	pct	fg-fga	pct	ft-fta	pct	off	def	tot	avg	pf	fo	ast	to	blk	stl	pts	avg	
2017-18	31-11	364/11.7	19-86	.221	17-77	.221	2-2	1.000	0	38	38	1.2	22	0	15	14	2	7	57	1.8	
2018-19	25-1	355/14.2	14-60	.233	10-45	.222	6-7	.857	2	40	42	1.7	20	0	15	18	6	13	44	1.8	
TOTAL	56-12	719/12.8	33-146	.226	27-122	.221	8-9	.889	2	78	80	1.4	42	0	30	32	8	20	101	1.8	

Menna, Tuuli

			Total		3-Point		F-Throws		Rebounds											Scoring	
Season	gp-gs	min/avg	fg-fga	pct	fg-fga	pct	ft-fta	pct	off	def	tot	avg	pf	fo	ast	to	blk	stl	pts	avg	
2018-19	22-11	337/15.3	25-82	.305	1-8	.125	9-12	.750	35	43	78	3.5	44	2	12	25	3	9	60	2.7	
TOTAL	22-11	337/15.3	25-82	.305	1-8	.125	9-12	.750	35	43	78	3.5	44	2	12	25	3	9	60	2.7	

Miceus, Pamela

			Total		3-Point		F-Throws		Rebounds											Scoring	
Season	gp-gs	min/avg	fg-fga	pct	fg-fga	pct	ft-fta	pct	off	def	tot	avg	pf	fo	ast	to	blk	stl	pts	avg	
2017-18	5-0	4/0.8	1-1	1.000	0-0	.000	0-0	.000	0	2	2	0.4	0	0	0	1	1	0	2	0.4	
2018-19	24-11	303/12.6	28-75	.373	0-0	.000	8-14	.571	28	48	76	3.2	43	1	13	15	19	10	64	2.7	
TOTAL	29-11	307/10.6	29-76	.382	0-0	.000	8-14	.571	28	50	78	2.7	43	1	13	16	20	10	66	2.3	



Individual Career History



Morgan, Lizahya

			Total		3-Point		F-Throws		Rebounds											Scoring	
Season	gp-gs	min/avg	fg-fga	pct	fg-fga	pct	ft-fta	pct	off	def	tot	avg	pf	fo	ast	to	blk	stl	pts	avg	
2017-18	23-12	301/13.1	27-87	.310	9-37	.243	5-9	.556	8	21	29	1.3	26	0	34	41	0	14	68	3.0	
2018-19	25-7	423/16.9	39-148	.264	22-72	.306	14-25	.560	14	21	35	1.4	34	0	32	52	0	24	114	4.6	
TOTAL	48-19	724/15.1	66-235	.281	31-109	.284	19-34	.559	22	42	64	1.3	60	0	66	93	0	38	182	3.8	

Pendergrass, Nyala

			Total		3-Point		F-Throws		Rebounds											Scoring	
Season	gp-gs	min/avg	fg-fga	pct	fg-fga	pct	ft-fta	pct	off	def	tot	avg	pf	fo	ast	to	blk	stl	pts	avg	
2017-18	17-0	48/2.8	2-9	.222	0-0	.000	0-0	.000	2	5	7	0.4	3	0	0	6	0	0	4	0.2	
2018-19	14-0	43/3.1	0-6	.000	0-2	.000	0-0	.000	2	2	4	0.3	4	0	1	3	0	2	0	0.0	
TOTAL	31-0	91/2.9	2-15	.133	0-2	.000	0-0	.000	4	7	11	0.4	7	0	1	9	0	2	4	0.1	

Pollock, Kania

			Total		3-Point		F-Throws		Rebounds											Scoring	
Season	gp-gs	min/avg	fg-fga	pct	fg-fga	pct	ft-fta	pct	off	def	tot	avg	pf	fo	ast	to	blk	stl	pts	avg	
2018-19	25-4	366/14.6	56-169	.331	11-51	.216	20-42	.476	14	37	51	2.0	44	2	23	57	3	11	143	5.7	
TOTAL	25-4	366/14.6	56-169	.331	11-51	.216	20-42	.476	14	37	51	2.0	44	2	23	57	3	11	143	5.7	

Taitt, Lynette

			Total		3-Point		F-Throws		Rebounds											Scoring	
Season	gp-gs	min/avg	fg-fga	pct	fg-fga	pct	ft-fta	pct	off	def	tot	avg	pf	fo	ast	to	blk	stl	pts	avg	
2017-18	24-14	276/11.5	21-58	.362	5-12	.417	0-2	.000	13	26	39	1.6	39	0	16	26	2	16	47	2.0	
2018-19	22-13	513/23.3	64-164	.390	4-14	.286	32-45	.711	26	52	78	3.5	52	1	47	57	4	37	164	7.5	
TOTAL	46-27	789/17.2	85-222	.383	9-26	.346	32-47	.681	39	78	117	2.5	91	1	63	83	6	53	211	4.6	

Warley, Courtney

			Total		3-Point		F-Throws		Rebounds											Scoring	
Season	gp-gs	min/avg	fg-fga	pct	fg-fga	pct	ft-fta	pct	off	def	tot	avg	pf	fo	ast	to	blk	stl	pts	avg	
2017-18	31-21	692/22.3	42-98	.429	0-1	.000	37-53	.698	54	89	143	4.6	71	1	23	43	29	21	121	3.9	
2018-19	25-25	802/32.1	78-182	.429	2-4	.500	42-70	.600	98	119	217	8.7	73	3	30	47	46	54	200	8.0	
TOTAL	56-46	1494/26.7	120-280	.429	2-5	.400	79-123	.642	152	208	360	6.4	144	4	53	90	75	75	321	5.7	

Watkins, Sydney

			Total		3-Point		F-Throws		Rebounds											Scoring	
Season	gp-gs	min/avg	fg-fga	pct	fg-fga	pct	ft-fta	pct	off	def	tot	avg	pf	fo	ast	to	blk	stl	pts	avg	
2018-19	19-13	450/23.7	47-143	.329	38-116	.328	1-2	.500	4	26	30	1.6	23	0	9	20	0	10	133	7.0	
TOTAL	19-13	450/23.7	47-143	.329	38-116	.328	1-2	.500	4	26	30	1.6	23	0	9	20	0	10	133	7.0	

Career Highs

0 Kania POLLOCK

Points: 20 vs. Rider (1/20/19)
Rebounds: 6 vs. Sacred Heart (12/16/18)
Assists: 4 vs. Drexel (12/7/18)
Steals: 2, twice (at Monmouth, 2/12/19)
Blocks: 1, three times (vs. Quinnipiac, 2/15/19)
Minutes: 30, twice (vs. Iona, 1/18/19)

1 D'yona DAVIS

Points: 20, twice (at Monmouth, 2/12/19)
Rebounds: 6, twice (at Monmouth, 2/12/19)
Assists: 4, twice (at Saint Peter's, 2/9/19)
Steals: 4 vs. LIU Brooklyn (11/6/18)
Blocks: 1, twice (vs. Fairfield, 2/1/19)
Minutes: 32 at Marist (1/27/19)

2 Gabby CAJOU

Points: 28 vs. LIU Brooklyn (11/6/18)
Rebounds: 7 vs. Rider (2/25/18)
Assists: 11 vs. Niagara (2/8/18)
Steals: 7 vs. Monmouth (1/28/18)
Blocks: 2 at Rider (1/26/17)
Minutes: 40 vs. Siena (2/15/18)

4 Emma BEDEKER

Points: 2 vs. New Hampshire (12/28/16)
Rebounds:
Assists:
Steals: 1 vs. New Hampshire (12/28/16)
Blocks:
Minutes: 3 at Quinnipiac (1/10/17)

5 Lynette TAITT

Points: 15 at Fordham (12/1/18)
Rebounds: 8 at Siena (1/11/19)
Assists: 6, three times (at Saint Peter's, 2/9/19)
Steals: 5 vs. Siena (vs. Siena, 2/3/19)
Blocks: 2 at Canisius (1/3/19)
Minutes: 36, three times (at Rider, 2/17/19)

10 Sini MÄKELÄ

Points: 8, twice (at Fordham, 12/1/18)
Rebounds: 7 vs. Fairfield (2/10/18)
Assists: 3 at Monmouth (2/12/18)
Steals: 3 vs. St. Francis Brooklyn (11/10/18)
Blocks: 1, eight times (vs. Quinnipiac, 2/15/19)
Minutes: 27, twice (vs. Siena, 2/15/18)

12 Julie HØIER

Points: 16 at Marist (1/27/19)
Rebounds: 11 at Saint Peter's (2/9/19)
Assists: 3, five times (vs. Rider, 1/20/19)
Steals: 2 at Fordham (12/1/18)
Blocks: 4 vs. Niagara (1/24/19)
Minutes: 35, twice (at Marist, 1/27/19)

13 Lizahya MORGAN

Points: 14 vs. Lafayette (12/4/18)
Rebounds: 6 vs. Wright State (12/9/18)
Assists: 5 vs. Saint Peter's (12/28/17)
Steals: 6 vs. LIU Brooklyn (11/6/18)
Blocks:
Minutes: 39 at Siena (1/11/19)

14 Candela ABEJÓN

Points: 13 at Niagara (1/5/19)
Rebounds: 3, three times (at Niagara, 1/5/19)
Assists: 2, three times (at Niagara, 1/5/19)
Steals: 2, three times (at Canisius, 1/3/19)
Blocks: 2, three times (at Niagara, 1/5/19)
Minutes: 28 twice (vs. Lafayette, 12/4/18)

15 Sydney WATKINS

Points: 14 at Saint Peter's (2/9/19)
Rebounds: 4 at Holy Cross (12/19/18)
Assists: 2, twice (at Holy Cross, 12/19/18)
Steals: 2 at Siena (1/11/19)
Blocks:
Minutes: 37 at Siena (1/11/19)

20 Nyala PENDERGRASS

Points: 2, twice (at Saint Peter's, 2/23/18)
Rebounds: 2 at LIU Brooklyn (12/16/17)
Assists: 1 vs. Stony Brook (11/17/18)
Steals: 1, twice (at Saint Peter's, 2/9/19)
Blocks:
Minutes: 16 vs. Stony Brook (11/17/18)

22 Courtney WARLEY

Points: 20 at Saint Peter's (2/9/19)
Rebounds: 14 vs. Iona (1/18/19)
Assists: 3, six times (at Siena, 1/11/19)
Steals: 6 vs. Siena (2/3/19)
Blocks: 6 vs. Niagara (1/24/19)
Minutes: 40 at Canisius (1/3/19)

24 Tuuli MENNA

Points: 11 vs. Wright State (12/9/18)
Rebounds: 13 at Niagara (1/5/19)
Assists: 3 vs. Wright State (12/9/18)
Steals: 2, twice (vs. Wright State, 12/9/18)
Blocks: 3 at UAlbany (11/14/18)
Minutes: 37 vs. Detroit Mercy (11/14/18)

25 Pamela MICEUS

Points: 8, twice (vs. Iona, 1/18/19)
Rebounds: 9 vs. Rider (1/20/19)
Assists: 3 vs. St. Francis Brooklyn (11/10/18)
Steals: 2 vs. St. Francis Brooklyn (11/10/18)
Blocks: 2, five times (at Monmouth, 2/12/19)
Minutes: 23 at Holy Cross (12/19/18)

2018-19 Regular Season Team Highs & Lows

MANHATTAN TEAM GAME HIGHS

POINTS	69		at Marist (01/27/19)
	65		at St. Francis Brooklyn (11/10/18)
	63		at Monmouth (02/12/19)
	63		RIDER (01/20/19)
	62		at Saint Peter's (02/09/19)
FIELD GOALS MADE	26		at St. Francis Brooklyn (11/10/18)
	25		at Saint Peter's (02/09/19)
FIELD GOAL ATTEMPTS	76		at St. Francis Brooklyn (11/10/18)
	71		at Siena (1/11/19)
FIELD GOAL PERCENTAGE	.444	24-54	at Fordham (12/01/18)
	.434	23-53	at Marist (01/27/19)
3 PT FIELD GOALS MADE	12		at St. Francis Brooklyn (11/10/18)
	9		at Niagara (01/05/19)
3 PT FG ATTEMPTS	39		at St. Francis Brooklyn (11/10/18)
	24		NIAGARA (01/24/19)
	24		at Niagara (01/05/19)
	24		WRIGHT STATE (12/09/18)
3 PT FG PERCENTAGE	.583	7-12	LAFAYETTE (12/04/18)
	.421	8-19	at Marist (01/27/19)
FREE THROWS MADE	20		RIDER (01/20/19)
	17		LIU BROOKLYN (11/06/18)
FREE THROW ATTEMPTS	30		RIDER (01/20/19)
	27		at UAlbany (11/14/18)
FREE THROW PERCENTAGE	.917	11-12	at Fordham (12/01/18)
	.875	7-8	at Siena (1/11/19)
REBOUNDS	49		at Saint Peter's (02/09/19)
	48		NIAGARA (01/24/19)
ASSISTS	18		at St. Francis Brooklyn (11/10/18)
	15		at Saint Peter's (02/09/19)
	15		at Niagara (01/05/19)
	15		DETROIT MERCY (11/24/18)
STEALS	23		LIU BROOKLYN (11/06/18)
	16		SIENA (02/03/19)
BLOCKED SHOTS	11		NIAGARA (01/24/19)
	10		at Canisius (01/03/19)
TURNOVERS	27		NIAGARA (01/24/19)
	25		QUINNIPIAC (02/15/19)
FOULS	24		MARIST (02/07/19)
	24		at Niagara (01/05/19)

MANHATTAN TEAM GAME LOWS

POINTS	39		DREXEL (12/07/18)
	39		QUINNIPIAC (02/15/19)
	44		WRIGHT STATE (12/09/18)
	44		at Canisius (01/03/19)
	46		SACRED HEART (12/16/18)
FIELD GOALS MADE	15		QUINNIPIAC (02/15/19)
	16		DREXEL (12/07/18)
FIELD GOAL ATTEMPTS	43		STONY BROOK (11/17/18)
	44		FAIRFIELD (02/01/19)
FIELD GOAL PERCENTAGE	.273	15-55	QUINNIPIAC (02/15/19)
	.273	18-66	WRIGHT STATE (12/09/18)
3 PT FIELD GOALS MADE	0		at UAlbany (11/14/18)
	2		at Fordham (12/01/18)
3 PT FG ATTEMPTS	9		at Fordham (12/01/18)
	10		IONA (01/18/19)
3 PT FG PERCENTAGE	.000	0-16	at UAlbany (11/14/18)
	.167	4-24	WRIGHT STATE (12/09/18)
FREE THROWS MADE	1		at St. Francis Brooklyn (11/10/18)
	2		DREXEL (12/07/18)
	2		at Holy Cross (12/19/18)
	2		at Canisius (01/03/19)
	2		at Niagara (01/05/19)
FREE THROW ATTEMPTS	3		at St. Francis Brooklyn (11/10/18)
	4		DREXEL (12/07/18)
	4		at Holy Cross (12/19/18)
	4		at Niagara (01/05/19)
FREE THROW PERCENTAGE	.333	1-3	at St. Francis Brooklyn (11/10/18)
	.333	2-6	at Canisius (01/03/19)
	.333	4-12	WRIGHT STATE (12/09/18)
REBOUNDS	27		STONY BROOK (11/17/18)
	27		at Fordham (12/01/18)
ASSISTS	7		SIENA (02/03/19)
	7		QUINNIPIAC (02/15/19)
STEALS	4		WRIGHT STATE (12/09/18)
	4		NIAGARA (01/24/19)
BLOCKED SHOTS	1		LIU BROOKLYN (11/06/18)
	1		at St. Francis Brooklyn (11/10/18)
	1		at Fordham (12/01/18)
	1		SACRED HEART (12/16/18)
TURNOVERS	11		WRIGHT STATE (12/09/18)
	12		at Marist (01/27/19)
FOULS	8		WRIGHT STATE (12/09/18)
	10		SIENA (02/03/19)



2018-19 Manhattan College Women's Basketball Roster

No.	Name	Pos.	Ht.	Yr.	Hometown/Last School
0	Kania Pollock	G	5-8	Fr.	Queens, NY/The Mary Louis Academy
1	D'yona Davis	G	5-7	Fr.	Bronx, NY/Truman
2	Gabby Cajou	G	5-4	Jr.	Stony Point, NY/North Rockland
4	Emma Bedeker	G	5-5	Jr.	Ottawa, IL/Ottawa Township
5	Lynette Taitt	G	5-5	So.	Irvington, NJ/Bishop Loughlin
10	Sini Mäkelä	G	5-8	So.	Helsinki, Finland/Mäkelänrinne Sports High
12	Julie Hoier	F	6-2	Jr.	Aabyoej, Denmark/Marselisborg Gymnasium
13	Lizahya Morgan	G	5-3	So.	East Hartford, CT/Capital Preparatory Magnet
14	Candela Abejón	F	6-1	GS	Gijon, Spain/USC
15	Sydney Watkins	G	5-8	Fr.	Wanaque, NJ/Saddle River Day
20	Nyala Pendergrass	G/F	5-9	So.	Jackson, NJ/St. Rose
22	Courtney Warley	C	6-3	So.	West Chester, PA/Bishop Shanahan
24	Tuuli Menna	F	6-1	Jr.	Helsinki, Finland/Richmond
25	Pamela Miceus	F	6-1	Jr.	Haverstraw, NY/North Rockland

Head Coach

Heather Vulin (Minnesota-Morris, 1999) - Third Year

Associate Head Coach/Recruiting Coordinator

Sahar Nusseibeh (American, 2009) - Third Year

Assistant Coaches

Allie Bassetti (Rowan, 2013) - Third Year

Callan Taylor (Sacred Heart, 2012) - Third Year

Director Of Basketball Operations

Rena Wakama (Western Carolina, 2014) - Second Year

Pronunciation Guide:

Gabby Cajou - Ca-Joo

Emma Bedeker - Bed-ah-cur

Sini Makela - See-Nee Mock-ah-lah

Julie Hoier - Hoy-er

Lizahya Morgan - Liz-A-uh

Nyala Pendergrass - Ny-AL-la

Tuuli Menna - Two-lee

Pamela Miceus - MICE-e-us

Kania Pollock - Kenya

D'yona Davis - DEE-yona (Also called DeeDee)

Candela Abejon - Can-DELL-uh Ab-e-ON

Sydney Watkins - Sid-knee

Heather Vulin - VOOL-in

Sahar Nusseibeh - Suh-HAR NEW-say-bay

Rena Wakama - WA-kuh-muh