



STONY BROOK WOMEN'S BASKETBALL

2018-19 GAME NOTES



@STONYBROOKWBB



STONYBROOKWBB



/STONYBROOKWBB

STONY BROOK WOMEN'S BASKETBALL

SCHEDULE/RESULTS
OVERALL: 8-1 (0-0 AE)

DATE	OPPONENT	TIME/SCORE
------	----------	------------

NOVEMBER

9	at Rutgers	L, 47-61
13	Hofstra	W, 77-49
17	at Manhattan	W, 79-48
20	Georgia Southern	W, 72-43
25	at Penn State	W, 81-70
28	New Paltz	W, 87-50

DECEMBER

1	Cornell	W, 63-61
4	at Sacred Heart	W, 73-58
8	Fairleigh Dickinson	W, 63-49
11	at Iona	7 p.m.
15	Wagner	2 p.m.
18	at Toledo	7 p.m.
30	St. Francis	2 p.m.

JANUARY

2	Hartford*	7 p.m.
5	UMass Lowell*	2 p.m.
9	at Binghamton*	7 p.m.
12	at New Hampshire*	1 p.m.
19	Maine*	2 p.m.
23	Albany*	7 p.m.
26	at Vermont*	2 p.m.
30	UMBC*	7 p.m.

FEBRUARY

2	at Hartford*	2 p.m.
6	Binghamton*	7 p.m.
9	at UMass Lowell*	1 p.m.
16	New Hampshire*	2 p.m.
20	at Albany*	7 p.m.
24	at Maine*	1 p.m.
27	at UMBC*	7 p.m.

MARCH

2	Vermont*	2 p.m.
---	----------	--------

* - America East Conference game
All times Eastern and subject to change

GAME 10:

TUESDAY, DEC. 11, 2018 (7 p.m.)

THE MATCHUP

STONY BROOK SEAWOLVES

@StonyBrookWBB



IONA GAELS

@IonaWBB



2018-19 QUICK COMPARISON

8-1 (0-0 AE)	RECORD	1-8 (0-0 MAAC)
71.3	POINTS PER GAME	42.4
40.4	REBOUNDS PER GAME	27.9
44.6%	FIELD GOAL PCT	33.2%
34.1%	3-POINT PCT	25.9%



STONY BROOK PROBABLE STARTERS

G 15	SHANIA JOHNSON	SR	16.8 PPG	9.7 APG	4.4 RPG
G 11	JERELL MATTHEWS	SR	15.2 PPG	2.7 APG	5.3 RPG
G/F 24	HAILEY ZEISE	SO	4.2 PPG	2.0 APG	3.7 RPG
F 3	OKSANA GOUCHE-PROVENCHER	R-SO	6.0 PPG	0.8 APG	3.6 RPG
F 33	INDIA PAGAN	SO	11.3 PPG	1.43 APG	6.1 RPG

HEAD COACH INFO: STONY BROOK

HEAD COACH: CAROLINE MCCOMBS
RECORD AT STONY BROOK: 72-60 (5TH YEAR)

HEAD COACH INFO: IONA

HEAD COACH: BILLI CHAMBERS
RECORD AT IONA: 85-82 (6TH YEAR)

GAME INFORMATION

GAME 10: STONY BROOK vs. IONA

STONY BROOK, N.Y. – The Stony Brook women's basketball team looks to keep its winning ways going as the Seawolves visit Iona for a Tuesday night tilt at 7 p.m. At 8-1 the team is on its best start since the 1988-89 squad also started out 8-1 through its first nine games of the season.

ABOUT THE SEAWOLVES

- After dropping its season-opening game to Rutgers, Stony Brook is currently riding an eight-game winning streak to improve to 8-1 on the season.
- During that streak, the team defeated its first Power Five opponent in history, traveling to Happy Valley and topping Penn State, 81-70, on Nov. 25.
- Shania Johnson (Frederick, Md.) and Jerell Matthews (Chicago, Ill.) are the two big point-getters for the squad, totaling 288 points between the two.

ABOUT THE GAELS

- Through its first nine games, Iona has an overall record of 1-8 with its lone win of the season coming over George Washington (52-43) on Nov. 18.
- The Gaels have dropped its last five games with its most recent loss coming at home against Penn (43-66).
- Morgan Rachu is the leading scorer with 124 points on the year.
- She is also the team leader in rebounds (50) and steals (14).
- Tori Lesko paces her teammates in assists with 27.

LAST 5 VS. IONA

DATE	LOCATION	RESULT
12/14/17	Stony Brook, N.Y.	W, 63-46
11/11/16	New Rochelle, N.Y.	L, 46-57
11/13/15	Stony Brook, N.Y.	W, 58-53
11/30/14	New Rochelle, N.Y.	L, 62-73
12/30/12	Stony Brook, N.Y.	W, 70-64

BROADCAST INFO



QUICK FACTS

Founded1957
 Enrollment25,989
 NicknameSeawolves
 ColorsRed, Blue & Gray
 Home CourtIsland Federal Arena
 Capacity4,009
 AffiliationNCAA Division I
 Conference.....America East
 PresidentSamuel L. Stanley Jr., MD
 Director of AthleticsShawn Heilbron
 Athletics Dept. Phone.....(631) 632-7205
 Ticket Office(631) 632-WOLF

HISTORY

2018-19 RECORD: 8-1
CONFERENCE RECORD: 0-0
HOME: 5-0
AWAY: 3-1
NEUTRAL: 0-0

ALL-TIME RECORD: 620-615
ALL-TIME (DIVISION I): 257-317
ALL-TIME (AMERICA EAST): 121-155
ALL-TIME VS. RANKED OPPONENTS: 1-5

ROSTER BREAKDOWN

LETTERWINNERS RETURNING/
LOST: 12/2
REDSHIRTS: 0
NEWCOMERS: 3

BY CLASS

Seniors: Cheyenne Clark, Jerell Matthews, Shania Johnson

Juniors: Giolibeth Perez

Redshirt Sophomores: Oksana Gouchie-Provencher, Kina Smith, Kyra Dixon

Sophomores: Jonae Cox, Chantz Cherry, McKenzie Bushee, Hailey Zeise, India Pagan

Freshmen: Courtney Furr, Anastasia Warren, Laniya Miller

2018-19 STONY BROOK ROSTER

No.	Name	Class	Pos.	Ht.	Hometown/Previous School
1	Courtney Furr	Fr.	G	6-0	Elkridge, Md./Howard
2	Cheyenne Clark	Sr.	F	5-11	Deptford, N.J./Deptford Twp. (Mohawk Valley CC)
3	Oksana Gouchie-Provencher	R-So.	F	6-4	Montreal, Canada /Bill Crothers Secondary
4	Anastasia Warren	Fr.	G	5-8	Atlanta, Ga./Westlake
5	Jonae Cox	So.	G/F	5-11	Portsmouth, Va./Woodrow Wilson
10	Chantz Cherry	So.	G	5-7	Decatur, Ga./Southwest DeKalb
11	Jerell Matthews	Sr.	G	5-9	Chicago, Ill./Marian Catholic
12	Kina Smith	R-So.	F	6-1	Bronx, N.Y./Urban Assembly School for Careers in Sports
14	Gio Perez	Jr.	G	5-7	Camuy, Puerto Rico/Ferguson
15	Shania Johnson	Sr.	G	5-1	Frederick, Md./Tuscarora (Monroe College)
22	McKenzie Bushee	So.	F	6-1	Pittsburgh, Pa./Mt. Lebanon
23	LaNiya Miller	Fr.	G/F	5-10	Piscataway, N.J./Piscataway
24	Hailey Zeise	So.	G/F	5-10	Pittsburgh, Pa./North Allegheny
30	Kyra Dixon	R-So.	F	5-11	Lawrenceville, Ga./Collins Hill
33	India Pagan	So.	F	6-1	New London, Conn./New London

Head Coach: Caroline McCombs (Youngstown State, 1998) – Fifth Season
Associate Head Coach: Jeff Williams (Howard, 1987) – First Season
Assistant Coach: Bri Hutchen (Alabama, 2015) – First Season
Assistant Coach: Dario Hernandez (Shaw, 2009) – First Season
Director of Operations: Caitlyn Isler (Ohio State, 2016) – First Season

PRONUNCIATION GUIDE

1 COURTNEY FURR Ferr **3 OKSANA GOUCHIE-PROVENCHER** Ok-SAHN-uh GOO-chee-pro-von-SHAY **5 JONAE COX** JOHN-aye
10 CHANTZ CHERRY Chance **11 JERELL MATTHEWS** Jer-ELL **12 KINA SMITH** KEE-nuh **15 SHANIA JOHNSON** sha-NYE-uh
22 MCKENZIE BUSHEE BOO-shay **23 LANIYA** La-NYE-uh **24 HAILEY ZEISE** zICE (rhymes with ice) **30 KYRA DIXON** KIE-ruh
33 INDIA PAGAN Puh-GAHN **CAROLINE MCCOMBS** CARE-oh-line **DARIO HERNANDEZ** DAHR-ee-oh **CAITLYN ISLER** ICE-ler

EARLY SIGNEES

GIGI GONZALEZ – GUARD | MIAMAR, FLA.
 GONZALEZ, A GUARD FROM MIAMAR, FLA., AND OWNER OF A 4.2 OVERALL GPA AT NOVA HIGH SCHOOL, WILL JOIN THE SEAWOLVES' PROGRAM AS FRESHMAN IN 2019-20.

DURING HER JUNIOR SEASON IN 2017-18, GONZALEZ AVERAGED 16.4 POINTS, 4.2 REBOUNDS, 3.0 ASSISTS AND 3.0 STEALS PER GAME TO HELP LEAD NOVA TO A 30-2 RECORD, THE BROWARD COUNTY BIG 8 CHAMPIONSHIP AND AN APPEARANCE IN THE STATE FINALS. SHE WAS ALSO NAMED FIRST TEAM ALL-MIAMI HERALD.

FOR HER CAREER, GONZALEZ HAS BEEN NAMED TO THE BROWARD COUNTY BIG 8 ALL-TOURNAMENT TEAM THREE TIMES AND WAS A CAROLINA INVITE ALL-TOURNAMENT TEAM SELECTION AS A FRESHMAN. SHE PLAYED FOR THE MIAMI SUNS TEAM FOWLES LAST YEAR IN THE NIKE GEYBL.

THIS SUMMER, GONZALEZ WAS SIXTH IN THE COUNTRY IN THREE-POINT PERCENTAGE IN THE GEYBL CIRCUIT, SHOOTING 47 PERCENT.

MEDIA POLICIES

MEDIA CREDENTIALS

Stony Brook's post-game interviews will take place outside of the women's basketball locker room. The locker room is closed following the game. To coordinate post-game interviews, contact Assistant Director of Athletic Communications/Women's Basketball Media Contact Cassidy Franz.

The SID of the visiting school will handle all interview request for the visiting coach and players, and designate an interview area.

INTERVIEW REQUEST POLICY

All interview requests for Stony Brook student-athletes, coaches and administrators should be made with the Stony Brook Athletic Communications office.

Please contact Cassidy Franz, Assistant Director of Athletic Communications and women's basketball contact, at (920) 676-6173 or by email at kassidy.franz@stonybrook.edu.

GAME NOTES: STONY BROOK VS. IONA

NEW ROCHELLE, N.Y. – The Stony Brook women's basketball team looks to keep its winning ways going as the Seawolves visit Iona for a Tuesday night tilt at 7 p.m. At 8-1 the team is on its best start since the 1988-89 squad also started out 8-1 through its first nine games of the season.

ABOUT THE SEAWOLVES

- After dropping its season-opening game to Rutgers, Stony Brook is currently riding an eight-game winning streak to improve to 8-1 on the season.
- During that streak, the team defeated its first Power Five opponent in history, traveling to Happy Valley and topping Penn State, 81-70, on Nov. 25.
- Shania Johnson (Frederick, Md.) and Jerell Matthews (Chicago, Ill.) are the two big point-getters for the squad, totaling 288 points between the two.
- Johnson has tallied 151 points thus far, with 93 of those points coming from behind the arc, and has amassed 87 assists, 40 rebounds and 21 steals.
- Matthews has contributed 137 points, 48 rebounds, 15 steals and six blocks.
- India Pagan (New London, Conn.) is the big rebounder on the team coming up with 55 total boards and has eclipsed the 100-point scoring mark with 102 on the season.
- Oksana Gouchie-Provencher (Montreal, Canada) leads the way in blocks with nine.
- Stony Brook was selected to finish tied for second in the preseason America East poll.
- Johnson was named to the America East Preseason All-Conference Team.

LAST TIME OUT

- Stony Brook notched its eighth-straight win of the season with a 63-49 result over Fairleigh Dickinson at the Island Federal Arena on Saturday.
- Senior guards Shania Johnson and Jerell Matthews were once again the 1-2 punch for the Seawolves, with each recording 12 points.
- Johnson also had 10 assists to mark her fifth double-double of the season and Matthews was also big on the boards, hauling in seven rebounds.
- Sophomore F India Pagan (New London, Conn.) also had a big outing, notching 11 points and seven rebounds through just 16 minutes of action.
- The Seawolves went into the locker room with a comfortable 39-15 lead, but the Knights put up a fight in the second half, outscoring Stony Brook 34-24.

ABOUT THE GAELS

- Through its first nine games, Iona has an overall record of 1-8 with its lone win of the season coming over George Washington (52-43) on Nov. 18.
- The Gaels have dropped its last five games with its most recent loss coming at home against Penn (43-66).
- Morgan Rachu is the leading scorer with 124 points on the year. She is also the team leader in rebounds (50) and steals (14).

- Tori Lesko paces her teammates in assists with 27.
- Last week, Shyan Mwai was named the MAAC Rookie of the Week after combining for 16 points in games against Central Michigan and Bucknell.
- As a team, Iona was picked to finish 10th out of 11 teams in the MAAC Preseason Coaches' Poll.

THE SERIES WITH IONA

- Stony Brook has the slight advantage over Iona in the all-time series, 6-5.
- Last year, the Seawolves hosted the Gaels and pounded out a 63-46 win at the Island Federal arena.

COMING OUT HOT

- With its 8-1 start to the season, Stony Brook is currently on its best start in the Division I era.
- In program history, this is the best open to the season since the 1988-89 squad also went 8-1 through its first nine games.

RECORD (BREAKING) MACHINE

- Shania Johnson broke both the Stony Brook and America East single-game records for assists with 15 against New Paltz on Nov. 28.
- She now sits at No. 8 in program history in career assists with 256. She also ranks fourth in career 3-pointers made with 126.
- Classmate Jerell Matthews is eighth in the same category with 94 total baskets made from beyond the arc.

IN THE RANKINGS

- Shania Johnson ranks towards the top of the nation in several different assist-related categories.
- Her 15 helpers versus New Paltz is the third most in a single game, only trailing Sabrina Ionescu of Oregon's 17 helpers against Long Beach State and Aisia Robertson of New Mexico's 16 assists against Oklahoma.
- Johnson's 87 total assists are first in the country and her 9.7 assists per game average is also the best in the nation.
- Johnson is also 16th in three-point field goals per game (3.44) and 14th in three-point field goals made (31).
- Overall, the team is 11th in three-point field goal defense (23.2), 13th in assists per game (19.6) and in total assists (176) as well as ranking 19th in assist-turnover ratio (1.29).

DUB ON 'EM

- Head Coach Caroline McCombs became the program's winningest coach in Stony Brook's Division I era after the Seawolves' 72-43 win over Georgia Southern on Nov. 20
- With her 67th win at the helm of the program, McCombs surpassed Trish Roberts (1999-04) in that honor.

WEEKLY AWARDS

- Shania Johnson was the America East Player of the Week for the third time in a row last week after her incredible outings against New Paltz and Cornell.
- Along with breaking the conference record in single-game assists (15) against New Paltz, the senior guard combined for 34 points and 21 assists in those two contests to earn conference weekly honors for the fifth time in her career.

GAME NOTES: STONY BROOK VS. IONA

- Three weeks ago, Anastasia Warren (Atlanta, Ga.) was the Rookie of the Week following her 16-point performance against Hofstra.

QUINTUPLE DOUBLE-DOUBLES

- Shania Johnson has five double-doubles on the season with the first coming against Hofstra in the team's home opener (14 pts, 10 ast).
- Since then, she has also notched double-doubles against Georgia Southern (12 pts, 13 ast), New Paltz (17 pts, 15 ast), Sacred Heart (16 pts, 12 ast) and Fairleigh Dickinson (12 pts, 10 ast).

NEW KIDS ON THE BLOCK

- The team has three freshmen on the team, Courtney Furr, Laniya Miller and Anastasia Warren.
- Furr hails from Elkridge, Md., Miller comes to Stony Brook from Piscataway, N.J. and Warren's hometown is Atlanta, Ga.
- Warren has scored 42 points on the season, Miller pulled down two rebounds and notched one steal against New Paltz and Furr earned her first-career points against the Hawks, recording seven.

NEW LEADERSHIP

- Head Coach Caroline McCombs welcomed four new faces to her coaching staff this season.
- Associate Head Coach Jeff Williams comes to Stony Brook from LaSalle University where he was the head coach for eight years.
- Assistant Coach Bri Hutchen spent the past three years on staff at Iona while Assistant Coach Dario Hernandez arrived to campus following one year at Columbus State.
- Director of Operations Caitlyn Isler is in her first year with the Seawolves as well. Isler graduated with her Masters of Science in Kinesiology (Sports Management) in 2018 from Ohio State.

2017-18 REWIND

- Shania Johnson led the Seawolves last season with 15.7 points, 5.6 assists and 4.2 rebounds per game, earning All-Conference First Team honors.
- Classmate Jerell Matthews was named to the league's third team after putting up 14.2 points and 3.7 rebounds per game in 2017-18.
- McKenzie Bushee (Pittsburgh, Pa.) also earn all-conference honors as she was named to the All-Rookie team.
- She added 4.7 points and 4.4 rebounds per game in her debut season.
- The Seawolves earned an America East quarterfinal appearance last season after closing out the regular season with five straight league wins.
- The team lost just one senior and welcomed three freshmen.

UP NEXT

- Stony Brook heads back to the Island Federal Arena on Saturday, hosting Wagner at 2 p.m.

THE LAST TIME...

STONY BROOK RECORDED A ...

20-Point Win.... Stony Brook 72, Georgia Southern 43 (11/20/18)
 30-Point Win.....Stony Brook 87, New Paltz 50 (11/28/18)
 40-Point Win... Stony Brook 76, Farmingdale State 25 (11/22/17)
 20-Point Loss.....Northwestern 68, Stony Brook 36 (12/10/17)
 30-Point Loss.....Northwestern 68, Stony Brook 36 (12/10/17)
 40-Point Loss..... Ohio State 84, Stony Brook 37 (11/25/11)

STONY BROOK SHOT ...

50% on FGs.. (50.0%) Stony Brook 87, New Paltz 50 (11/28/18)

Stony Brook...

Won on the road Stony Brook 73, Sacred Heart 58 (12/4/18)
 Won at home ...Stony Brook 63, Fairleigh Dickinson 49 (12/8/18)
 Won on a neutral court 12/20/16 vs. FAMU (80-49)
 Scored 70+ pts. 12/4/18 at Sacred Heart (73)
 Scored 80+ pts 11/28/18 vs. New Paltz (87)
 Scored 90+ pts 2/24/07 vs. Vermont (96)
 Scored < 50 pts 11/9/18 at Rutgers (47)
 Gave up < 50 pts 12/8/18 vs. Fairleigh Dickinson (49)
 Won in OT 12/30/16 vs. Cornell (66-65)
 Lost in OT 1/10/18 vs. Albany (72-68 - OT)
 Played Two OTs 12/6/17 vs. Yale (L, 77-71 - 2OT)
 Did not make a 3pt 1/14/15 at UMBC (0-7)
 Held a team without a 3pt 2/6/17 at UMass Lowell (0-10)
 Made 8+ 3pts 12/4/18 at Sacred Heart (10)
 Made 25+ FTs 11/23/15 at Columbia (25)
 Had 50+ rebounds..... 11/22/17 vs. Farmingdale State (50)
 Had 15+ steals 1/16/17 vs. UMass Lowell (83-53)
 Had < 10 turnovers..... 3/3/18 vs. New Hampshire (9)
 Had 20+ turnovers..... 11/25/18 at Penn State (20)
 Forced 20+ turnovers 11/25/18 at Penn State (22)

A Stony Brook player...

Had a player score 20+ 11/25/18 at Penn State (Shania Johnson, 25)
 Had a player score 30+ 11/15/13 at Bradley (Brittany Snow, 30)
 Had a player w/ 15+ rebounds ...2/24/18 at Vermont (Cheyenne Clark, 17)
 Had a player w/ 10+ assists ... 12/8/18 vs. Fairleigh Dickinson (Shania Johnson, 10)
 Had a player w/ 6+ steals 11/9/18 at Rutgers (Shania Johnson, 6)
 Had a player w/ 5+ blocks 12/29/08 vs. SJSU (Sarah Kazadi, 5)
 Had a player w/ a double-double...12/8/18 vs. Fairleigh Dickinson (Shania Johnson)

2018-19 TRENDS


Category	Record
Plays at Island Federal Arena.....	5-0
Plays on a neutral court	0-0
Plays on the road	3-1
Leads at halftime	8-0
Trails at halftime	0-1
Is tied at halftime	0-0
Leads with 2:00 remaining	7-0
Trails with 2:00 remaining.....	1-1
Is tied with 2:00 remaining	0-0
Out-rebounds its opponents	7-0
Is out-rebounded	0-1
Is tied in rebounds.....	1-0
Shoots higher FG% than opponents	6-0
Shoots lower FG% than opponents	2-1
Shoots same FG% as opponents.....	0-0
Shoots 20-29.9% from the field	0-0
Shoots 30-39.9% from the field	1-1
Shoots 40-44.9% from the field	3-0
Shoots 45-49.9% from the field	2-0
Shoots 50-59.9% from the field	2-0
Shoots 60% or better from the field.....	0-0
Makes more FGs than opponent.....	7-0
Makes fewer FGs than opponent	1-1
Makes same FGs as opponent.....	0-0
Shoots higher FT% than opponents	3-1
Shoots lower FT% than opponents.....	5-0
Shoots same FT% as opponents	0-0
Shoots more FTs than opponent	3-1
Shoots fewer FTs than opponent	4-0
Shoots same FTs as opponent.....	1-0
Shoots 70% or better from the line	4-1
Shoots 50-69% from the line	2-0
Shoots less than 50% from the line.....	2-0
Makes more 3FGs than opponent	5-1
Makes fewer 3FGs than opponent	0-0
Makes same 3FGs as opponent.....	3-0
Commits fewer TOs than opponent	6-1
Commits more TOs than opponent	2-0
Commits the same TOs as opponent.....	0-0
Tallies more steals than opponent	3-0
Tallies fewer steals than opponent	5-1
Tallies the same steals as opponent	0-0
Has no players score in double figures.....	0-0
Has 1 player score in double figures	0-1
Has 2 players score in double figures.....	2-0
Has 3 players score in double figures	3-0
Has 4 players score in double figures	3-0
Has 5 players score in double figures	0-0
Has 6 players score in double figures	0-0
Scored 39 points or fewer	0-0
Scores 40-49 points	0-1
Scores 50-59 points	0-0
Scores 60-69 points	2-0
Scores 70-79 points	4-0
Scores 80-89 points	2-0
Scores 90-99 points	0-0
Scored 100+ points	0-0
Plays during the day.....	3-1
Plays at night	5-0
Plays on Monday	0-0
Plays on Tuesday	3-0
Plays on Wednesday.....	1-0
Plays on Thursday.....	0-0
Plays on Friday	0-1
Plays on Saturday.....	3-0
Plays on Sunday	1-0



STONY BROOK TV/MEDIA ROSTER



1 // GUARD
COURTNEY FURR
FR · 6-0
ELKRIDGE, MD.



2 // FORWARD
CHEYENNE CLARK
SR · 5-11
DEPTFORD, N.J.



3 // FORWARD
OKSANA PROVENCHER
R-SO · 6-4
MONTREAL, CANADA



4 // GUARD
ANASTASIA WARREN
FR · 5-8
ATLANTA, GA.



5 // G/F
JONAE COX
SO · 5-11
PORTSMOUTH, VA.



10 // GUARD
CHANTZ CHERRY
SO · 5-7
DECATUR, GA.



11 // GUARD
JERELL MATTHEWS
SR · 5-9
CHICAGO, ILL.



12 // FORWARD
KINA SMITH
R-SO · 6-1
BRONX, N.Y.



14 // GUARD
GIOLIBETH PEREZ
JR · 5-7
CAMUY, PUERTO RICO



15 // GUARD
SHANIA JOHNSON
SR · 5-1
FREDERICK, MD.




22 // FORWARD
MCKENZIE BUSHEE
SO · 6-1
PITTSBURGH, PA



23 // G/F
LANIYA MILLER
FR · 5-10
PISCATAWAY, N.J.



24 // G/F
HAILEY ZEISE
SO · 5-10
PITTSBURGH, PA.



30 // FORWARD
KYRA DIXON
R-SO · 5-11
LAWRENCEVILLE, GA



33 // FORWARD
INDIA PAGAN
SO · 6-1
NEW LONDON, CONN.

COACHING STAFF



CAROLINE MCCOMBS
HEAD COACH
FIFTH SEASON



JEFF WILLIAMS
ASSOCIATE H.C.
FIRST SEASON



BRI HUTCHEN
ASSISTANT COACH
FIRST SEASON



DARIO HERNANDEZ
ASSISTANT COACH
FIRST SEASON



CAITLYN ISLER
DIR. OF OPERATIONS
FIRST SEASON



CAROLINE MCCOMBS

**FIFTH SEASON
YOUNGSTOWN STATE '98**



Caroline McCombs completed her fourth season as the head coach of the Stony Brook women's basketball team in 2017-18, as the Seawolves head coach has risen among the winningest coaches in Stony Brook's Division I era. She has recorded 64 total wins with the Seawolves, trailing Trish Roberts (1999-04) by just two victories.

Stony Brook finished the 2017-18 campaign with 18 total wins, the most under McCombs since she took over as head coach of the program prior to the start of the 2014-15 season. McCombs helped guide the program to 10 wins in its final 13 regular-season contests last year, and five-straight conference victories heading into the postseason tournament. The 2017-18 Seawolves set a new program record for most 3-pointers made in a single season (190), and largest single-game margin of victory (+51, vs. Farmingdale State).

The Seawolves have now had eight all-conference selections in the four years under McCombs. Sabre Proctor was selected to the all-conference first team in 2014-15, while Kori Bayne-Walker made the second team and Brittany Snow landed on the third team. In 2015-16, Snow improved to earn second-team recognition, while Bayne-Walker was a second-team selection in 2016-17. Shania Johnson was named to the all-conference first team in 2017-18, Jerell Matthews earned all-conference second team honors, and McKenzie Bushee was selected to the all-rookie team.

The Seawolves featured a top-40 scoring defense in 2016-17, as Stony Brook stifled opponents from beyond the arc, allowing the third-fewest three-pointers in the nation. Stony Brook held 20 of 30 opponents to 60 points or less during the campaign. McCombs coached a senior backcourt tandem of Kori Bayne-Walker, a 1,000-point scorer and the program's all-time leader in assists, and Christa Scognamiglio, who in just three years on campus ranked among the top three-point shooters in program history.

In 2015-16, McCombs became the first coach in Stony Brook Division I history to lead her team to two postseason appearances, finishing 17-15 and accepting a bid to the Women's Basketball Invitational (WBI) for the second consecutive season. McCombs collected her first career win in the America East Tournament when the Seawolves beat Hartford 60-42 in the America East Quarterfinals on March 5.

Two members from coach McCombs' first recruiting class (Ogechi Anyagaligbo and Davion Wingate) landed on the America East All-Rookie team in 2015-16 with Anyagaligbo earning America East Rookie of the Year. She became the first freshman to lead the America East in rebounding since the 2005-06 season.

In her first season in 2014-15, McCombs led the Seawolves to 17 overall wins and 10 wins in the America East Conference. She also guided Stony Brook to only the third postseason berth in program history, as the program was selected to participate in the Women's Basketball Invitational (WBI).

Under McCombs, the Seawolves were 11-3 in the new Island Federal Credit Union Arena, including a 68-64 home victory over America East champion Albany.

STONY BROOK ACHIEVEMENTS

- Most wins by a Stony Brook coach in Division I era
- Back-to-back postseason appearances in first two years
- Eight all-conference selections
- 2014-15 and 16-17 teams earned NCAA Public Recognition Award

CAREER ACHIEVEMENTS

- Five NCAA tournament appearances as an assistant coach
- 13 postseason appearances in coaching career
- 1,500-point scorer and athletics hall of fame inductee at Youngstown State
- Two NCAA tournament appearances as a player

OVERALL STATISTICS: 2018-19

THE STAT CREW SYSTEM
Stony Brook Combined Team Statistics (as of Dec 08, 2018)
All games

RECORD:	OVERALL	HOME	AWAY	NEUTRAL
ALL GAMES	8-1	5-0	3-1	0-0
CONFERENCE	0-0	0-0	0-0	0-0
NON-CONFERENCE	8-1	5-0	3-1	0-0

#	Player	gp-gs	min	avg	Total		3-Point		F-Throw		Rebounds				pf	dq	a	to	blk	stl	pts	avg
					fg-fga	fg%	3fg-fga	3fg%	ft-fa	ft%	off	def	tot	avg								
15	JOHNSON, Shania	9-9	323	35.9	55-138	.399	31-80	.388	10-12	.833	9	31	40	4.4	15	0	87	30	0	21	151	16.8
11	MATTHEWS, Jerell	9-9	286	31.8	48-104	.462	22-63	.349	19-24	.792	17	31	48	5.3	19	0	24	20	6	15	137	15.2
33	PAGAN, India	9-9	202	22.4	43-72	.597	0-0	.000	16-29	.552	18	37	55	6.1	16	1	12	9	4	8	102	11.3
03	GOUCHIE-PROVENC	9-9	169	18.8	21-51	.412	4-13	.308	8-12	.667	18	14	32	3.6	14	0	7	11	9	6	54	6.0
04	WARREN, Anastasia	8-0	144	18.0	16-34	.471	4-13	.308	6-8	.750	4	15	19	2.4	12	0	11	11	1	3	42	5.3
24	ZEISE, Hailey	9-9	244	27.1	14-31	.452	6-17	.353	4-6	.667	14	19	33	3.7	21	1	18	11	1	8	38	4.2
05	COX, Jonae	7-0	111	15.9	13-39	.333	3-16	.188	7-9	.778	8	14	22	3.1	11	0	6	8	1	5	36	5.1
22	BUSHEE, McKenzie	7-0	93	13.3	18-28	.643	0-0	.000	0-1	.000	9	10	19	2.7	9	0	5	3	3	0	36	5.1
12	SMITH, Kina	9-0	115	12.8	15-39	.385	0-0	.000	5-13	.385	19	18	37	4.1	12	0	3	17	0	1	35	3.9
01	FURR, Courtney	5-0	40	8.0	2-9	.222	1-5	.200	2-2	1.000	0	0	0	0.0	3	0	3	3	2	1	7	1.4
30	DIXON, Kyra	7-0	59	8.4	2-7	.286	0-0	.000	0-2	.000	4	8	12	1.7	6	0	0	6	0	1	4	0.6
23	MILLER, LaNiya	3-0	13	4.3	0-2	.000	0-1	.000	0-0	.000	1	2	3	1.0	3	0	0	2	0	1	0	0.0
Team											22	22	44					5				
Total.....		9	1799		247-554	.446	71-208	.341	77-118	.653	143	221	364	40.4	141	2	176	136	27	70	642	71.3
Opponents.....		9	1800		182-491	.371	33-142	.232	92-128	.719	108	183	291	32.3	139	-	87	164	30	68	489	54.3

TEAM STATISTICS	SBUWBB	OPP	Date	Opponent	Score	Att.
SCORING	642	489	11/09/18	at Rutgers	L 47-61	1187
Points per game	71.3	54.3	11/13/18	HOFSTRA	w 77-49	397
Scoring margin	+17.0	-	11/17/18	at Manhattan	w 79-48	250
FIELD GOALS-ATT	247-554	182-491	11/20/18	GEORGIA SOUTHERN	w 72-43	210
Field goal pct	.446	.371	11/25/18	at Penn State	w 81-70	2018
3 POINT FG-ATT	71-208	33-142	11/28/18	NEW PALTZ	w 87-50	536
3-point FG pct	.341	.232	12/1/18	CORNELL	w 63-61	3123
3-pt FG made per game	7.9	3.7	12/04/18	at Sacred Heart	w 73-58	224
FREE THROWS-ATT	77-118	92-128	12/8/18	FAIRLEIGH DICKINSON	w 63-49	603
Free throw pct	.653	.719	* - Conference game			
F-Throws made per game	8.6	10.2				
REBOUNDS	364	291				
Rebounds per game	40.4	32.3				
Rebounding margin	+8.1	-				
ASSISTS	176	87				
Assists per game	19.6	9.7				
TURNOVERS	136	164				
Turnovers per game	15.1	18.2				
Turnover margin	+3.1	-				
Assist/turnover ratio	1.3	0.5				
STEALS	70	68				
Steals per game	7.8	7.6				
BLOCKS	27	30				
Blocks per game	3.0	3.3				
ATTENDANCE	4869	3679				
Home games-Avg/Game	5-974	4-920				
Neutral site-Avg/Game	-	0-0				

Score by Periods	1st	2nd	3rd	4th	Totals
Stony Brook	168	180	149	145	642
Opponents	98	98	142	151	489



1 // COURTNEY FURR

FR // 6-0 // G // ELKRIDGE, MD. / HOWARD

2018-19 HIGHS

POINTS // 7, vs. New Paltz (11/28/18)

REBOUNDS // N/A

ASSISTS // 2, vs. New Paltz (11/28/18)

STEALS // 1, vs. New Paltz (11/28/18)

BLOCKS // 2, vs. New Paltz (11/28/18)

CAREER HIGHS

POINTS // Same


REBOUNDS // Same

ASSISTS // Same

STEALS // Same

BLOCKS // Same

Opponent	Date	TOTAL		3-PTS		FT's		REBOUNDS				PF	A	T/O	Blk	Stl	SCORING	
		Min	FG	Pct	3FG	Pct	FT	Pct	Off	Def	Total	Avg					Pts	Avg
at Rutgers	11/9/18	DNP																
Hofstra	11/13/18	3	0-0	.000	0-0	.000	0-0	.000	0	0	0	0.0	0	0	0	0	0	0.0
at Manhattan	11/17/18	7	0-1	.000	0-0	.000	0-0	.000	0	0	0	0.0	0	0	0	0	0	0.0
Georgia Southern	11/20/18	4	0-1	.000	0-1	.000	0-0	.000	0	0	0	0.0	0	1	0	0	0	0.0
at Penn State	11/25/18	DNP																
New Paltz	11/28/18	21	2-7	.286	1-4	.250	2-2	1.000	0	0	0	0.0	2	2	2	1	7	1.8
Cornell	12/1/18	DNP																
at Sacred Heart	12/4/18	DNP																
Fairleigh Dickinson	12/8/18	5	0-0	.000	0-0	.000	0-0	.000	0	0	0	0.0	1	0	1	0	0	1.4
Totals		40	2-9	.222	1-5	.200	2-2	1.000	0	0	0	0.0	3	3	3	2	7	1.4




CAREER STATISTICS

YEAR	GP	GS	TOTAL		FG	FGA	%	3-PTS		FTM	FTA	%	REBOUNDS				PF	FO	AST	T/O	BLK	STL	SCORING	
			MIN	AVG				FG	FGA				OFF	DEF	TOT	AVG							PTS	AVG
2018-19	5	0	40	8.0	2	9	.222	1	5	2	21	.095	0	0	0	0.0	3	0	3	3	2	1	7	1.4
TOTAL	5	0	40	8.0	2	9	.222	1	5	2	21	.095	0	0	0	0.0	3	0	3	3	2	1	7	1.4

2 // CHEYENNE CLARK

SR // 5-11 // F // DEPTFORD, N.J. / DEPTFORD TOWNSHIP / MOHAWK VALLEY CC



2017-18 HIGHS

POINTS // 22, vs. Maine (1/11/18)
REBOUNDS // 23, vs. Yale (12/06/17)
ASSISTS // 4, at Albany (1/27/18)
STEALS // 4, twice
BLOCKS // 2, twice

CAREER HIGHS

POINTS // Same
REBOUNDS // Same
ASSISTS // Same
STEALS // Same
BLOCKS // Same

Opponent	Date	Min	TOTAL		3-PTS		FT's		REBOUNDS				SCORING						
			FG	Pct	3FG	Pct	FT	Pct	Off	Def	Total	Avg	Pf	A	T/O	Blk	Stl	Pts	Avg
at Rutgers	11/9/18	DNP																	
Hofstra	11/13/18	DNP																	
at Manhattan	11/17/19	DNP																	
Georgia Southern	11/20/18	DNP																	
at Penn State	11/25/18	DNP																	
New Paltz	11/28/18	DNP																	
Cornell	12/1/18	DNP																	
at Sacred Heart	12/4/18	DNP																	
Fairleigh Dickinson	12/8/18	DNP																	
Totals																			



CAREER STATISTICS

YEAR	GP	GS	TOTAL		FG	FGA	%	3-PTS			FT'S			REBOUNDS				PF	FO	AST	T/O	BLK	STL	SCORING	
			MIN	AVG				FG	FGA	%	FT	FTA	%	OFF	DEF	TOT	AVG							PTS	AVG
2017-18	30	30	907	30.2	77	190	.405	0	0	.000	80	133	.602	113	168	281	9.4	55	0	29	58	10	53	234	7.8
TOTAL	30	30	907	30.2	77	190	.405	0	0	.000	80	133	.602	113	168	281	9.4	55	0	29	58	10	53	234	7.8



3 // OKSANA GOUCHIE-PROVENCHER

R-SO // 6-4 // F // MONTREAL, CANADA / BILL CROTHERS SECONDARY SCHOOL


2018-19 HIGHS

POINTS // 14, vs. New Paltz (11/28/18)
REBOUNDS // 7, vs. Cornell (12/1/18)
ASSISTS // 3, vs. Fairleigh Dickinson (12/8/18)
STEALS // 2, 2x, last at Manhattan (11/17/18)
BLOCKS // 3, vs. Hofstra (11/13/18)

CAREER HIGHS


POINTS // Same
REBOUNDS // Same
ASSISTS // Same
STEALS // Same
BLOCKS // Same

Opponent	Date	TOTAL		3-PTS		FT's		REBOUNDS				SCORING							
		Min	FG	Pct	3FG	Pct	FT	Pct	Off	Def	Total	Avg	Pf	A	T/O	Blk	Stl	Pts	Avg
at Rutgers	11/9/18	17	1-3	.333	1-1	1.000	0-0	.000	1	1	2	2.0	1	0	1	2	2	3	3.0
Hofstra	11/13/18	19	1-4	.250	0-2	.000	0-0	.000	3	1	4	4.0	1	0	0	3	1	2	2.5
at Manhattan	11/17/18	22	4-6	.667	0-1	.000	0-0	.000	1	2	3	3.5	0	1	1	0	2	8	4.3
Georgia Southern	11/20/18	26	4-9	.444	0-1	.000	1-1	1.000	3	1	4	3.7	1	0	1	1	0	9	6.3
at Penn State	11/25/18	11	1-5	.200	1-2	.500	0-0	.000	1	1	2	3.3	4	0	2	0	1	3	5.5
New Paltz	11/28/18	21	6-7	.857	2-3	.667	0-1	.000	3	2	5	3.6	0	1	3	1	0	14	7.2
Cornell	12/1/18	18	1-5	.200	0-1	.000	3-4	.750	3	4	7	4.2	2	0	1	1	0	5	6.8
at Sacred Heart	12/4/18	15	1-5	.200	0-2	.000	3-4	.750	1	1	2	3.6	4	2	0	1	0	5	6.1
Fairleigh Dickinson	12/8/18	20	2-7	.286	0-0	.000	1-2	.500	2	1	3	3.6	1	3	2	0	0	5	6.0
Totals		169	21-51	.412	4-13	.308	8-12	.667	18	14	32	3.6	14	7	11	9	6	54	6.0



CAREER STATISTICS

YEAR	GP	GS	TOTAL		FG	FGA	%	3-PTS		FTM	FT'S		OFF	REBOUNDS				PF	FO	AST	T/O	BLK	STL	SCORING	
			MIN	AVG				FG	FGA		%	FTM		FTA	%	DEF	TOT							AVG	PTS
2016-17	1	0	4	4.0	0	1	.000	0	0	.000	1	2	.500	0	1	1	1.0	0	0	0	0	0	1	1	1.0
2017-18	25	0	211	8.4	18	60	.300	3	24	.125	3	6	.500	12	31	43	1.7	16	0	5	13	6	2	42	1.7
2018-19	9	9	169	18.8	21	51	.412	4	13	.308	8	12	.667	18	14	32	3.6	14	0	7	11	9	6	54	6.0
TOTAL	35	9	384	11.0	39	112	.348	7	37	.189	12	19	.632	30	46	76	2.2	30	0	12	24	15	9	97	2.8



4 // ANASTASIA WARREN

FR // 5-8 // G // ATLANTA, GA. / WESTLAKE

2018-19 HIGHS

POINTS // 16, vs. Hofstra (11/13/18)
REBOUNDS // 4, at Penn State (11/25/18)
ASSISTS // 4, at Penn State (11/25/18)
STEALS // 2, at Sacred Heart (12/4/18)
BLOCKS // 1, vs. Hofstra (11/13/18)

CAREER HIGHS

POINTS // Same
REBOUNDS // Same
ASSISTS // Same
STEALS // Same
BLOCKS // Same

Opponent	Date	TOTAL			3-PTS		FT's		REBOUNDS				SCORING						
		Min	FG	Pct	3FG	Pct	FT	Pct	Off	Def	Total	Avg	Pf	A	T/O	Blk	Stl	Pts	Avg
at Rutgers	11/9/18	13	0-1	.000	0-1	.000	0-0	.000	0	0	0	0.0	1	0	0	0	0	0	0.0
Hofstra	11/13/18	22	7-8	.875	2-3	.667	0-0	.000	1	2	3	1.5	4	0	2	1	0	16	8.0
at Manhattan	11/17/18	17	0-6	.000	0-3	.000	1-2	.500	1	1	2	1.7	0	1	1	0	0	1	5.7
Georgia Southern	11/20/18	16	2-2	1.000	0-0	.000	0-0	.000	1	1	2	1.8	1	0	0	0	0	4	5.3
at Penn State	11/25/18	27	4-8	.500	0-2	.000	5-6	.833	1	3	4	2.2	3	4	3	0	0	13	6.8
New Paltz	11/28/18	DNP																	
Cornell	12/1/18	14	1-2	.500	1-2	.500	0-0	.000	0	3	3	2.3	0	3	3	0	0	3	6.2
at Sacred Heart	12/4/18	17	1-2	.500	1-1	1.000	0-0	.000	0	2	2	2.3	1	2	1	0	2	3	5.7
Fairleigh Dickinson	12/8/18	18	1-5	.200	0-1	.000	0-0	.000	0	3	3	2.4	2	1	1	0	1	2	5.3
Totals		144	16-34	.471	4-13	.308	6-8	.750	4	15	19	2.4	12	11	11	1	3	42	5.3



CAREER STATISTICS

YEAR	TOTAL					3-PTS			FT'S			REBOUNDS				SCORING										
	GP	GS	MIN	AVG		FG	FGA	%	FG	FGA	%	FTA	FTM	%	OFF	DEF	TOT	AVG	PF	FO	AST	T/O	BLK	STL	PTS	AVG
2018-19	8	0	144	18.0		16	34	.471	4	13	.308	6	8	.750	4	15	19	2.4	12	0	11	11	1	3	42	5.3
TOTAL	8	0	144	18.0		16	34	.471	4	13	.308	6	8	.750	4	15	19	2.4	12	0	11	11	1	3	42	5.3



5 // JONAE COX

SO // 5-11 // G/F // PORTSMOUTH, VA. / WOODROW WILSON

2018-19 HIGHS

POINTS // 9, at Rutgers (11/9/18)
REBOUNDS // 6, at Manhattan (11/17/18)
ASSISTS // 3, at Manhattan (11/17/18)
STEALS // 1, 5x, last vs. Fairleigh Dickinson (12/8/18)
BLOCKS // 1, at Rutgers (11/9/18)

CAREER HIGHS

POINTS // 14, vs. Farmingdale State (11/22/17)
REBOUNDS // Same
ASSISTS // Same
STEALS // 2, at UMBC (1/31/18)
BLOCKS // Same

Opponent	Date	TOTAL		3-PTS		FT's		REBOUNDS				SCORING							
		Min	FG	Pct	3FG	Pct	FT	Pct	Off	Def	Total	Avg	Pf	A	T/O	Blk	Stl	Pts	Avg
at Rutgers	11/9/18	14	3-4	.750	2-2	1.000	1-2	.500	0	0	0	0.0	1	0	1	1	1	9	9.0
Hofstra	11/13/18	16	3-9	.333	1-2	.500	0-0	.000	0	2	2	1.0	0	0	1	0	1	7	8.0
at Manhattan	11/17/18	22	1-5	.200	0-3	.000	4-5	.800	1	5	6	2.7	3	3	2	0	1	6	7.3
Georgia Southern	11/20/18	11	1-4	.250	0-2	.000	0-0	.000	1	4	5	3.3	1	2	0	0	0	2	6.0
at Penn State	11/25/18	DNP																	
New Paltz	11/28/18	DNP																	
Cornell	12/1/18	17	3-8	.375	0-3	.000	2-2	1.000	3	1	4	3.4	2	0	1	0	1	8	6.4
at Sacred Heart	12/4/18	15	1-4	.250	0-1	.000	0-0	.000	2	1	3	3.3	3	1	2	0	0	2	5.7
Fairleigh Dickinson	12/8/18	16	1-5	.200	0-3	.000	0-0	.000	1	1	2	3.1	1	0	1	0	1	2	5.1
Totals		111	13-39	.333	3-16	.188	7-9	.778	8	14	22	3.1	11	6	8	1	5	36	5.1



CAREER STATISTICS

YEAR	GP	GS	TOTAL		FG	FGA	%	3-PTS		FTA	FT'S		REBOUNDS				PF	FO	AST	T/O	BLK	STL	SCORING		
			MIN	AVG				FG	%		FTM	%	OFF	DEF	TOT	AVG							PTS	AVG	
2017-18	8	0	42	5.3	6	20	.300	5	12	.417	7	8	.875	1	8	9	1.1	5	0	1	3	0	3	24	3.0
2018-19	7	0	111	15.9	13	39	.333	3	16	.188	7	9	.778	8	14	22	3.1	11	0	6	8	1	5	36	5.1
TOTAL	15	0	153	10.2	19	59	.322	8	28	.286	14	17	.824	9	22	31	2.1	16	0	7	11	1	8	60	4.0



10 // CHANTZ CHERRY

SO // 5-7 // G // DECATUR, GA. / SOUTHWEST DEKALB

2017-18 HIGHS

POINTS // 4, vs. New Hampshire (1/21/18)
REBOUNDS // 7, vs. Farmingdale State (11/22/17)
ASSISTS // 2, vs. Farmingdale State (11/22/17)
STEALS // 3, vs. UMBC (2/14/18)
BLOCKS // N/A

CAREER HIGHS


POINTS // Same
REBOUNDS // Same
ASSISTS // Same
STEALS // Same
BLOCKS // Same

Opponent	Date	Min	TOTAL		3-PTS		FT's		REBOUNDS				SCORING						
			FG	Pct	3FG	Pct	FT	Pct	Off	Def	Total	Avg	Pf	A	T/O	Blk	Stl	Pts	Avg
at Rutgers	11/9/18	DNP																	
Hofstra	11/13/18	DNP																	
at Manhattan	11/17/18	DNP																	
Georgia Southern	11/20/18	DNP																	
at Penn State	11/25/18	DNP																	
New Paltz	11/28/18	DNP																	
Cornell	12/1/18	DNP																	
at Sacred Heart	12/4/18	DNP																	
Fairleigh Dickinson	12/8/18	DNP																	
Totals																			



CAREER STATISTICS

YEAR	GP	GS	TOTAL		3-PTS			FT'S			REBOUNDS				SCORING										
			MIN	AVG	FG	FGA	%	FG	FGA	%	FTA	FTM	%	OFF	DEF	TOT	AVG	PF	FO	AST	T/O	BLK	STL	PTS	AVG
2017-18	19	0	113	5.9	6	23	.261	0	4	.000	4	12	.333	4	14	18	0.9	5	0	8	9	0	5	16	0.8
TOTAL	19	0	113	5.9	6	23	.261	0	4	.000	4	12	.333	4	14	18	0.9	5	0	8	9	0	5	16	0.8



11 // JERELL MATTHEWS

SR // 5-9 // G // CHICAGO, ILL. / MARIAN CATHOLIC

2018-19 HIGHS

POINTS // 24, vs. Georgia Southern (11/20/18)

REBOUNDS // 8, at Penn State (11/25/18)

ASSISTS // 6, vs. Cornell (12/1/18)

STEALS // 4, 2x, last at Penn State (11/25/18)

BLOCKS // 3, vs. Cornell (12/1/18)

CAREER HIGHS

POINTS // 28, at Binghamton (1/18/18)

REBOUNDS // 8, 3x, last at Penn State (11/25/18)

ASSISTS // Same

STEALS // 6, at UMBC (1/31/18)

BLOCKS // Same

Opponent	Date	TOTAL		3-PTS		FT's		REBOUNDS				SCORING							
		Min	FG	Pct	3FG	Pct	FT	Pct	Off	Def	Total	Avg	Pf	A	T/O	Blk	Stl	Pts	Avg
at Rutgers	11/9/18	33	2-9	.222	0-5	.000	2-2	1.000	1	0	1	1.0	3	0	1	0	0	6	6.0
Hofstra	11/13/18	30	7-14	.500	4-9	.444	2-2	1.000	1	5	6	3.5	1	4	5	1	1	20	13.0
at Manhattan	11/17/18	22	2-5	.400	2-4	.500	5-6	.833	3	2	5	4.0	4	0	1	0	1	11	12.3
Georgia Southern	11/20/18	31	10-15	.667	3-8	.375	1-2	.500	5	1	6	4.5	1	2	3	2	4	24	15.3
at Penn State	11/25/18	40	7-17	.412	2-9	.222	2-2	1.000	4	4	8	5.2	4	3	4	0	4	18	15.8
New Paltz	11/28/18	30	6-14	.429	4-9	.444	0-0	.000	1	7	8	5.7	3	5	2	0	1	16	15.8
Cornell	12/1/18	38	5-13	.385	3-11	.273	2-4	.500	2	0	2	5.1	0	6	3	3	2	15	15.7
at Sacred Heart	12/4/18	33	5-10	.500	3-5	.600	2-2	1.000	0	5	5	5.1	2	3	1	0	1	15	15.6
Fairleigh Dickinson	12/8/18	29	4-7	.571	1-3	.333	3-4	.750	0	7	7	5.3	1	1	0	0	1	12	15.2
Totals		286	48-104	.462	22-63	.349	19-24	.792	17	31	48	5.3	19	24	20	6	15	137	15.2



CAREER STATISTICS

YEAR	GP	GS	TOTAL			3-PTS			FT'S			REBOUNDS				SCORING										
			MIN	AVG		FG	FGA	%	FG	FGA	%	FTM	FTA	%	OFF	DEF	TOT	AVG	PF	FO	AST	T/O	BLK	STL	PTS	AVG
2015-16	10	3	72	7.2		6	20	.300	2	14	.143	2	21	.000	1	3	4	0.4	2	0	1	0	1	5	16	1.6
2016-17	20	0	184	9.2		18	56	.321	8	26	.308	4	41	.000	11	26	37	1.9	21	0	4	9	2	7	48	2.4
2017-18	30	30	976	32.5		155	351	.442	62	165	.376	45	56	.804	28	81	109	3.6	67	0	46	72	9	48	417	13.9
2018-19	9	9	286	31.8		48	104	.462	22	63	.349	19	24	.792	17	31	48	5.3	19	0	24	20	6	15	137	15.2
TOTAL	69	42	1518	22.0		227	531	.427	94	268	.351	70	86	.814	57	186	198	2.9	109	0	75	101	18	75	618	9.0



12 // KINA SMITH

R-SO // 6-1 // F // BRONX, N.Y. / URBAN ASSEMBLY SCHOOL FOR CAREERS IN SPORTS

2018-19 HIGHS

POINTS // 6, at Penn State (11/25/18)
REBOUNDS // 7, vs. New Paltz (11/28/18)
ASSISTS // 1, 3x, last at Sacred Heart (12/4/18)
STEALS // 1, at Penn State (11/25/18)
BLOCKS // N/A

CAREER HIGHS

POINTS // Same
REBOUNDS // Same
ASSISTS // 1, 5x, last at Sacred Heart (12/4/18)
STEALS // 2, 3x, last vs. Florida A&M (12/20/16)
BLOCKS // 2, vs. Albany (2/4/17)

Opponent	Date	TOTAL		3-PTS		FT's		REBOUNDS				SCORING							
		Min	FG	Pct	3FG	Pct	FT	Pct	Off	Def	Total	Avg	Pf	A	T/O	Blk	Stl	Pts	Avg
at Rutgers	11/9/18	15	1-9	.111	0-0	.000	0-1	.000	4	1	5	5.0	0	1	2	0	0	2	2.0
Hofstra	11/13/18	9	2-3	.667	0-0	.000	0-0	.000	0	4	4	4.5	2	1	1	0	0	4	3.0
at Manhattan	11/17/18	10	2-5	.400	0-0	.000	0-0	.000	3	0	3	4.0	2	0	0	0	0	4	3.3
Georgia Southern	11/20/18	15	2-4	.500	0-0	.000	0-2	.000	2	3	5	4.3	2	0	5	0	0	4	3.5
at Penn State	11/25/18	15	2-2	1.000	0-0	.000	2-4	.500	3	3	6	4.6	2	0	2	0	1	6	4.0
New Paltz	11/28/18	11	1-4	.250	0-0	.000	1-2	.500	5	2	7	5.0	0	0	1	0	0	3	3.8
Cornell	12/1/18	11	2-4	.500	0-0	.000	0-2	.000	1	1	2	4.6	1	0	1	0	0	4	3.9
at Sacred Heart	12/4/18	17	2-2	1.000	0-0	.000	0-0	.000	0	4	4	4.5	3	1	3	0	0	4	3.9
Fairleigh Dickinson	12/8/18	12	1-6	.167	0-0	.000	2-2	1.000	1	0	1	4.1	0	0	2	0	0	4	3.9
Totals		115	15-39	.385	0-0	.000	5-13	.385	19	18	37	4.1	12	3	17	0	1	35	3.9



CAREER STATISTICS

YEAR	GP	GS	TOTAL		FG	FGA	%	3-PTS		FTA	FTM	%	REBOUNDS				PF	FO	AST	T/O	BLK	STL	SCORING	
			MIN	AVG				FG	FGA				OFF	DEF	TOT	AVG							PTS	AVG
2016-17	25	2	257	10.3	12	36	.333	0	0	.000	6	14	22	25	47	1.9	37	0	2	14	2	9	30	1.2
2017-18	N/A																							
2018-19	9	0	115	12.8	15	39	.385	0	0	.000	5	13	19	18	37	4.1	12	0	3	17	0	1	35	3.9
TOTAL	34	2	372	10.9	27	75	.360	0	0	.000	11	27	41	43	84	2.5	49	0	5	31	2	10	65	1.9



14 // GIO PEREZ

JR // 5-7 // G // CAMUY, PUERTO RICO / FERGUSON (FLA.)

2017-18 HIGHS

POINTS // 11, at Maine (1/03/18)
REBOUNDS // 5, 2x, last vs. Albany (1/10/18)
ASSISTS // 9, vs. Hartford (1/06/18)
STEALS // 4, 2x, last at Maine (1/3/18)
BLOCKS // 1, 3x, last at Georgia Southern (12/21/17)

CAREER HIGHS

POINTS // Same
REBOUNDS // 6, vs. UMBC (2/23/17)
ASSISTS // Same
STEALS // 4, 3x, last at Maine (1/3/18)
BLOCKS // 1, 5x, last at Georgia Southern (12/21/17)

Opponent	Date	Min	TOTAL		3-PTS		FT's		REBOUNDS				SCORING						
			FG	Pct	3FG	Pct	FT	Pct	Off	Def	Total	Avg	Pf	A	T/O	Blk	Stl	Pts	Avg
at Rutgers	11/9/18	DNP																	
Hofstra	11/13/18	DNP																	
at Manhattan	11/17/18	DNP																	
Georgia Southern	11/20/18	DNP																	
at Penn State	11/25/18	DNP																	
New Paltz	11/28/18	DNP																	
Cornell	12/1/18	DNP																	
at Sacred Heart	12/4/18	DNP																	
Fairleigh Dickinson	12/8/18	DNP																	
Totals																			



CAREER STATISTICS

YEAR	GP	GS	TOTAL			3-PTS			FT'S			REBOUNDS				SCORING										
			MIN	AVG		FG	FGA	%	FG	FGA	%	FTA	FTM	%	OFF	DEF	TOT	AVG	PF	FO	AST	T/O	BLK	STL	PTS	AVG
2016-17	30	1	409	13.6		38	98	.388	6	20	.300	15	33	.455	5	41	46	1.5	38	0	47	49	2	26	97	3.2
2017-18	17	1	337	19.8		33	99	.333	1	20	.050	24	43	.558	7	36	43	2.5	27	0	64	49	3	21	91	5.4
TOTAL	47	2	746	15.9		71	197	.360	7	40	.175	39	76	.513	12	77	89	1.9	65	0	111	98	5	47	188	4.0



15 // SHANIA JOHNSON

SR // 5-1 // G // FREDERICK, MD. / TUSCARORA MONROE COLLEGE

2018-19 HIGHS

POINTS // 25, at Penn State (11/25/18)
REBOUNDS // 6, at Manhattan (11/17/18)
ASSISTS // 15, vs. New Paltz (11/28/18)
STEALS // 6, at Rutgers (11/9/18)
BLOCKS // N/A

CAREER HIGHS

POINTS // 29, at Albany (1/27/18)
REBOUNDS // 9, vs. UMass Lowell (2/08/18)
ASSISTS // Same
STEALS // Same
BLOCKS // Same

Opponent	Date	TOTAL		3-PTS		FT's		REBOUNDS				SCORING							
		Min	FG	Pct	3FG	Pct	FT	Pct	Off	Def	Total	Avg	Pf	A	T/O	Blk	Stl	Pts	Avg
at Rutgers	11/9/18	39	5-16	.313	3-10	.300	2-2	1.000	0	3	3	3.0	1	5	7	0	6	15	15.0
Hofstra	11/13/18	34	6-15	.400	2-8	.250	0-1	.000	2	3	5	4.0	1	10	3	0	0	14	14.5
at Manhattan	11/17/18	32	7-12	.583	4-7	.571	5-6	.833	3	3	6	4.7	2	7	1	0	3	23	17.3
Georgia Southern	11/20/18	32	5-15	.333	2-9	.222	0-0	.000	0	5	5	4.8	2	13	1	0	3	12	16.0
at Penn State	11/25/18	40	8-24	.333	6-14	.429	3-3	1.000	2	2	4	4.6	3	9	2	0	1	25	17.8
New Paltz	11/28/18	40	7-18	.389	3-10	.300	0-0	.000	0	4	4	4.5	1	15	3	0	3	17	17.7
Cornell	12/1/18	40	6-13	.462	5-9	.556	0-0	.000	0	4	4	4.4	1	6	4	0	3	17	17.6
at Sacred Heart	12/4/18	33	6-16	.375	4-9	.444	0-0	.000	1	4	5	4.5	3	12	8	0	2	16	17.4
Fairleigh Dickinson	12/8/18	33	5-9	.556	2-4	.500	0-0	.000	1	3	4	4.4	1	10	1	0	0	12	16.8
Totals		32	355-138	.399	31-80	.388	10-12	.833	9	31	40	4.4	15	87	30	0	21	151	16.8



CAREER STATISTICS

YEAR	GP	GS	TOTAL			FG	FGA	%	3-PTS			FTA	FT'S			REBOUNDS				PF	FO	AST	T/O	BLK	STL	SCORING	
			MIN	AVG					FG	FGA	%		FTA	FTM	%	OFF	DEF	TOT	AVG							PTS	AVG
2017-18	30	30	1019	34.0		173	454	.381	95	272	.349	37	47	.787	18	109	127	4.2	66	1	169	106	0	51	478	15.9	
2018-19	9	9	323	35.9		55	138	.399	31	80	.388	10	12	.833	9	31	40	4.4	15	0	87	30	0	21	151	16.8	
TOTAL	39	39	1342	34.4		228	592	.385	126	352	.358	47	59	.797	27	140	167	4.3	81	1	256	136	0	72	629	16.1	



22 // MCKENZIE BUSHEE

SO // 6-1 // F // PITTSBURGH, PA. / MT. LEBANON

2018-19 HIGHS

POINTS // 8, at Sacred Heart (12/4/18)
REBOUNDS // 5, at Sacred Heart (12/4/18)
ASSISTS // 2, vs. Cornell (12/1/18)
STEALS // N/A
BLOCKS // 1, 3x, last vs. Fairleigh Dickinson (12/8/18)

CAREER HIGHS

POINTS // 14, at Syracuse (12/03/17)
REBOUNDS // 11, 2x, last vs. UMBC (2/14/18)
ASSISTS // 2, 6x, last vs. Cornell (12/1/18)
STEALS // 3, at Northwestern (12/10/17)
BLOCKS // 2, 4x, last at Binghamton (1/18/18)

Opponent	Date	TOTAL		3-PTS		FT's		REBOUNDS				SCORING							
		Min	FG	Pct	3FG	Pct	FT	Pct	Off	Def	Total	Avg	Pf	A	T/O	Blk	Stl	Pts	Avg
at Rutgers	11/9/18	DNP																	
Hofstra	11/13/18	12	1-2	.500	0-0	.000	0-0	.000	2	2	4	4.0	0	0	0	1	0	2	2.0
at Manhattan	11/17/18	11	3-5	.600	0-0	.000	0-0	.000	1	1	2	3.0	0	1	0	0	0	6	4.0
Georgia Southern	11/20/18	7	1-3	.333	0-0	.000	0-0	.000	0	1	1	2.3	4	0	0	0	0	2	3.3
at Penn State	11/25/18	DNP																	
New Paltz	11/28/18	9	3-4	.750	0-0	.000	0-1	.000	0	1	1	2.0	1	1	2	0	0	6	4.0
Cornell	12/1/18	18	3-6	.500	0-0	.000	0-0	.000	3	1	4	2.4	2	2	0	1	0	6	4.4
at Sacred Heart	12/4/18	19	4-5	.800	0-0	.000	0-0	.000	2	3	5	2.8	2	0	1	0	0	8	5.0
Fairleigh Dickinson	12/8/18	17	3-3	1.000	0-0	.000	0-0	.000	1	1	2	2.7	0	1	0	1	0	6	5.1
Totals		93	18-28	.643	0-0	.000	0-1	.000	9	10	19	2.7	9	5	3	3	0	36	5.1



CAREER STATISTICS

YEAR	GP	GS	TOTAL			FG	FGA	%	3-PTS			FT'S			REBOUNDS				PF	FO	AST	T/O	BLK	STL	SCORING	
			MIN	AVG					FG	FGA	%	FTA	FTM	%	OFF	DEF	TOT	AVG							PTS	AVG
2017-18	30	15	642	21.4		61	142	.430	0	1	.000	17	24	.708	63	67	130	4.3	64	0	15	34	17	7	139	4.6
2018-19	7	0	93	13.3		18	28	.643	0	0	.000	0	1	.000	9	10	19	2.7	9	0	5	3	3	0	36	5.1
TOTAL	37	15	735	19.9		79	170	.465	0	1	.000	17	25	.680	72	77	149	4.0	73	0	20	37	20	7	175	4.7



23 // LANIYA MILLER

FR // 5-10 // G/F // PISCATAWAY, N.J. / PISCATAWAY


2018-19 HIGHS

POINTS // N/A
 REBOUNDS // 2, vs. New Paltz (11/28/18)
 ASSISTS // N/A
 STEALS // 1, vs. New Paltz (11/28/18)
 BLOCKS // N/A

CAREER HIGHS

POINTS // Same
 REBOUNDS // Same
 ASSISTS // Same
 STEALS // Same
 BLOCKS // Same

Opponent	Date	TOTAL		3-PTS		FT's		REBOUNDS				Pf	A	T/O	Blk	Stl	SCORING	
		Min	FG	Pct	3FG	Pct	FT	Pct	Off	Def	Total	Avg					Pts	Avg
at Rutgers	11/9/18	DNP																
Hofstra	11/13/18	3	0-0	.000	0-0	.000	0-0	.000	0	1	1	1.0	1	0	0	0	0	0.0
at Manhattan	11/17/18	DNP																
Georgia Southern	11/20/18	DNP																
at Penn State	11/25/18	DNP																
New Paltz	11/28/18	7	0-1	.000	0-1	.000	0-0	.000	1	1	2	1.5	1	0	1	0	0	0.0
Cornell	12/1/18	DNP																
at Sacred Heart	12/4/18	DNP																
Fairleigh Dickinson	12/8/18	3	0-1	.000	0-0	.000	0-0	.000	0	0	0	1.0	1	0	1	0	0	0.0
Totals		13	0-2	.000	0-1	.000	0-0	.000	1	2	3	1.0	3	0	2	0	0	0.0



CAREER STATISTICS

YEAR	GP	GS	TOTAL		FG	FGA	%	3-PTS		FTA	FTM	%	REBOUNDS				PF	FO	AST	T/O	BLK	STL	SCORING	
			MIN	AVG				FG	FGA				OFF	DEF	TOT	AVG							PTS	AVG
2018-19	3	0	13	4.3	0	2	.000	0	1	.000	0	0	1	2	3	1.0	3	0	0	2	0	1	0	0.0
TOTAL	3	0	13	4.3	0	2	.000	0	1	.000	0	0	1	2	3	1.0	3	0	0	2	0	1	0	0.0

24 // HAILEY ZEISE

SO // 5-10 // G/F // PITTSBURGH, PA. / NORTH ALLEGHENY



2018-19 HIGHS

POINTS // 9, vs. Fairleigh Dickinson (12/8/18)

REBOUNDS // 8, vs. Hofstra (11/13/18)

ASSISTS // 4, at Manhattan (11/17/18)

STEALS // 4, at Penn State (11/25/18)

BLOCKS // 1, vs. Fairleigh Dickinson (12/8/18)

CAREER HIGHS

POINTS // Same

REBOUNDS // Same

ASSISTS // Same

STEALS // Same

BLOCKS // 1, 6x, last vs. Fairleigh Dickinson (12/8/18)

Opponent	Date	TOTAL		3-PTS		FT's		REBOUNDS				SCORING							
		Min	FG	Pct	3FG	Pct	FT	Pct	Off	Def	Total	Avg	Pf	A	T/O	Blk	Stl	Pts	Avg
at Rutgers	11/9/18	23	1-3	.333	1-2	.500	0-0	.000	1	0	1	1.0	2	2	0	0	0	3	3.0
Hofstra	11/13/18	29	1-2	.500	0-1	.000	0-1	.000	3	5	8	4.5	2	3	0	0	0	2	2.5
at Manhattan	11/17/18	24	3-5	.600	1-2	.500	0-1	.000	0	0	0	3.0	2	4	2	0	0	7	4.0
Georgia Southern	11/20/18	30	2-3	.667	1-2	.500	0-0	.000	3	4	7	4.0	1	2	2	0	1	5	4.3
at Penn State	11/25/18	40	0-2	.000	0-1	.000	2-2	1.000	4	2	6	4.4	3	3	3	0	3	2	3.8
New Paltz	11/28/18	28	0-1	.000	0-1	.000	2-2	1.000	0	4	4	4.3	1	2	1	0	2	2	3.5
Cornell	12/1/18	16	0-1	.000	0-1	.000	0-0	.000	1	1	2	4.0	5	1	2	0	1	0	3.0
at Sacred Heart	12/4/18	28	3-6	.500	2-5	.400	0-0	.000	1	1	2	3.8	4	1	0	0	0	8	3.6
Fairleigh Dickinson	12/8/18	26	4-8	.500	1-2	.500	0-0	.000	1	2	3	3.7	1	0	1	1	1	9	4.2
Totals		244	14-31	.452	6-17	.353	4-6	.667	14	19	33	3.7	21	18	11	1	8	38	4.2



CAREER STATISTICS

YEAR	GP	GS	TOTAL			3-PTS			FT'S			REBOUNDS				SCORING										
			MIN	AVG		FG	FGA	%	FG	FGA	%	FTA	FTM	%	OFF	DEF	TOT	AVG	PF	FO	AST	T/O	BLK	STL	PTS	AVG
2017-18	29	0	288	9.9		12	44	.273	6	29	.207	6	8	.750	12	22	34	1.2	24	0	5	22	5	15	36	1.2
2018-19	9	9	244	27.1		14	31	.452	6	17	.353	4	6	.667	14	19	33	3.7	21	1	18	11	1	8	38	4.2
TOTAL	38	9	532	14.0		26	75	.347	12	46	.261	10	14	.714	26	41	67	1.8	45	1	23	33	6	23	74	1.9



30 // KYRA DIXON

R-SO // 5-11 // F // LAWRENCEVILLE, GA. COLLINS HILL

2018-19 HIGHS

POINTS // 4, vs. New Paltz (11/28/18)
REBOUNDS // 4, at Rutgers (11/9/18)
ASSISTS // N/A
STEALS // 1, vs. Georgia Southern (11/20/18)
BLOCKS // N/A

CAREER HIGHS

POINTS // 4, vs. New Paltz (11/28/18)
REBOUNDS // Same
ASSISTS // 1, vs. Farmingdale State (11/22/17)
STEALS // Same
BLOCKS // N/A

Opponent	Date	TOTAL		3-PTS		FT's		REBOUNDS				SCORING							
		Min	FG	Pct	3FG	Pct	FT	Pct	Off	Def	Total	Avg	Pf	A	T/O	Blk	Stl	Pts	Avg
at Rutgers	11/9/18	21	0-2	.000	0-0	.000	0-0	.000	2	2	4	4.0	2	0	1	0	0	0	0.0
Hofstra	11/13/18	5	0-1	.000	0-0	.000	0-0	.000	2	1	3	3.5	1	0	2	0	0	0	0.0
at Manhattan	11/17/18	15	0-1	.000	0-0	.000	0-0	.000	0	1	1	2.7	0	0	1	0	0	0	0.0
Georgia Southern	11/20/18	5	0-1	.000	0-0	.000	0-2	.000	0	2	2	2.5	1	0	0	0	1	0	0.0
at Penn State	11/25/18	2	0-0	.000	0-0	.000	0-0	.000	0	0	0	2.0	0	0	0	0	0	0	0.0
New Paltz	11/28/18	6	2-2	1.000	0-0	.000	0-0	.000	0	1	1	1.8	0	0	1	0	0	4	0.7
Cornell	12/1/18	DNP																	
at Sacred Heart	12/4/18	DNP																	
Fairleigh Dickinson	12/8/18	5	0-0	.000	0-0	.000	0-0	.000	0	1	1	1.7	2	0	1	0	0	0	0.6
Totals		59	2-7	.286	0-0	.000	0-2	.000	4	8	12	1.7	6	0	6	0	1	4	0.6



CAREER STATISTICS

YEAR	GP	GS	TOTAL		3-PTS			FT'S			REBOUNDS				SCORING										
			MIN	AVG	FG	FGA	%	FG	FGA	%	FTA	FTM	%	OFF	DEF	TOT	AVG	PF	FO	AST	T/O	BLK	STL	PTS	AVG
2016-17	N/A																								
2017-18	4	0	23	5.8	1	2	.500	0	0	.000	0	2	.000	0	1	1	0.3	3	0	1	2	0	0	2	0.5
2018-19	7	0	59	8.4	2	7	.286	0	0	.000	0	2	.000	4	8	12	1.7	6	0	0	6	0	1	4	0.6
TOTAL	11	0	82	7.5	3	9	.333	0	1	.000	0	4	.000	4	9	13	1.2	9	0	2	8	0	1	6	0.6



33 // INDIA PAGAN

SO // 6-1 // F // NEW LONDON, CONN. NEW LONDON

2018-19 HIGHS

POINTS // 18, vs. New Paltz (11/28/18)
REBOUNDS // 9, at Sacred Heart (12/4/18)
ASSISTS // 2, 4x, last vs. New Paltz (11/28/18)
STEALS // 2, 2x, last vs. Georgia Southern (11/20/18)
BLOCKS // 2, at Sacred Heart (12/4/18)

CAREER HIGHS

POINTS // Same
REBOUNDS // 9, 3x, last at Sacred Heart (12/4/18)
ASSISTS // 3, at Vermont (2/25/18)
STEALS // 3, vs. UMass Lowell (1/24/18)
BLOCKS // 3, at Georgia Southern (12/21/17)

Opponent	Date	TOTAL			3-PTS			FT's			REBOUNDS				SCORING							
		Min	FG	Pct	3FG	Pct	FT	Pct	Off	Def	Total	Avg	Pf	A	T/O	Blk	Stl	Pts	Avg			
at Rutgers	11/9/18	25	3-5	.600	0-0	.000	3-4	.750	2	2	4	4.0	1	2	1	1	1	9	9.0			
Hofstra	11/13/18	18	5-7	.714	0-0	.000	0-2	.000	2	5	7	5.5	2	2	1	0	0	10	9.5			
at Manhattan	11/17/18	18	6-12	.500	0-0	.000	1-2	.500	3	3	6	5.7	1	1	0	0	2	13	10.7			
Georgia Southern	11/20/18	23	4-6	.667	0-0	.000	2-4	.500	1	3	4	5.3	3	2	0	0	2	10	10.5			
at Penn State	11/25/18	25	7-8	.875	0-0	.000	0-2	.000	1	5	6	5.4	5	1	3	0	1	14	11.2			
New Paltz	11/28/18	26	7-10	.700	0-0	.000	4-5	.800	4	4	8	5.8	1	2	0	0	0	18	12.3			
Cornell	12/1/18	28	2-7	.286	0-0	.000	1-2	.500	1	3	4	5.6	1	1	0	1	1	5	11.3			
at Sacred Heart	12/4/18	23	4-8	.500	0-0	.000	4-6	.667	1	8	9	6.0	1	0	3	2	0	12	11.4			
Fairleigh Dickinson	12/8/18	16	5-9	.556	0-0	.000	1-2	.500	3	4	7	6.1	1	1	1	0	1	11	11.3			
Totals		202	43-72	.597	0-0	.000	16-29	.552	18	37	55	6.1	16	12	9	4	8	102	11.3			



CAREER STATISTICS

YEAR	GP	GS	TOTAL			FG	FGA	%	3-PTS			FT'S			REBOUNDS				PF	FO	AST	T/O	BLK	STL	SCORING	
			MIN	AVG					FG	FGA	%	FTA	FTM	%	OFF	DEF	TOT	AVG							PTS	AVG
2017-18	29	15	520	17.9		73	133	.549	0	1	.000	25	38	.658	48	55	103	3.6	56	1	18	53	13	19	171	5.9
2018-19	9	9	202	22.4		43	72	.597	0	0	.000	16	29	.552	18	37	55	6.1	16	1	12	9	4	8	102	11.3
TOTAL	38	24	722	19.0		116	205	.566	0	1	.000	41	67	.612	66	92	158	4.2	72	2	30	62	17	27	273	7.2