

# MANHATTAN

## WOMEN'S BASKETBALL



Game #28 | **ESPN+**

**Manhattan Jaspers (13-14, 10-8 MAAC)**  
**at Iona Gaels (9-17, 8-9 MAAC)**

Monday, March 2 - 7:00 pm  
 New Rochelle, NY - Hynes Center

### 2019-20 Schedule/Results

#### NOVEMBER

8-FRI	at Stony Brook	L 59-54
10-SUN	DUQUESNE	L 75-65
16-SAT	at Fairleigh Dickinson	W 62-61
21-THU	at Villanova	L 63-51
26-TUE	at Lafayette	L 60-53 OT

#### DECEMBER

1-SUN	DARTMOUTH	W 70-58
5-THU	FORDHAM	L 51-46
13-FRI	ARMY	W 86-56
17-TUE	at Monmouth*	L 62-60 OT
22-SUN	at Nebraska	L 71-51

#### JANUARY

2-THU	CANISIUS*	W 68-50
4-SAT	NIAGARA*	W 68-65
9-THU	at Saint Peter's*	W 85-52
11-SAT	at Quinnipiac*	L 70-58
16-THU	at Siena*	W 80-50
18-SAT	MARIST*	L 71-66
23-THU	at Fairfield*	L 87-47
25-SAT	IONA*	W 54-32
30-THU	at Rider*	L 76-53

#### FEBRUARY

1-SAT	SAINT PETER'S*	W 68-64
6-THU	SIENA*	L 59-49
8-SAT	at Marist*	L 74-53
13-THU	QUINNIPAC*	W 77-62
15-SAT	RIDER*	L 55-50
20-THU	at Canisius*	W 63-56
22-SAT	at Niagara*	W 75-61
29-SAT	FAIRFIELD*	W 51-38

#### MARCH

2-MON	at Iona*	7:00 PM
5-THU	MONMOUTH*	7:00 PM
10-14	2020 MAAC Championship	Atlantic City, NJ

\* - Designates MAAC game

### Previous Starters

11	Emily LaPointe	G	12.3 ppg	3.7 rpg
12	Julie Høier	F	8.0 ppg	6.6 rpg
22	Courtney Warley	C	11.3 ppg	8.8 rpg
24	Tuuli Menna	F	1.9 ppg	2.1 rpg
25	Pamela Miceus	F	3.6 ppg	3.9 rpg

### Off the Bench

0	Kania Pollock	G	2.0 ppg	0.9 ppg
2	Gabby Cajou	G	9.0 ppg	2.3 rpg
10	Sini Mäkelä	G	2.8 ppg	1.7 rpg
13	Lizahya Morgan	G	5.1 ppg	1.3 rpg
15	Sydney Watkins	G	5.0 ppg	0.9 ppg
20	Nyala Pendergrass	G/F	0.4 ppg	0.7 rpg
21	Christina Katsamouri	G/F	0.3 ppg	0.5 rpg

### QUICK HITS

- If Manhattan secures a win against the Gaels tonight, the Jaspers would clinch a **top-five seed** in the upcoming MAAC tournament.
- Earlier today, freshman Emily LaPointe earned her **league-high seventh MAAC Rookie of the Week** award.
- Manhattan avenged its earlier 40-point loss to Fairfield, **holding the Stags to their lowest point-total of the season** on the way to a 51-38 win on February 29. Courtney Warley earned her **third-straight 20-point game** as she continues her tear through the final stretch of the MAAC regular season.
- Warley and teammate Gabby Cajou are inching into the **700-point mark**. Cajou has 698 for her career, while Warley has 693.

#playGREEN

# 2019-20 Quick Facts

## Manhattan College Facts

*Location:* Riverdale, NY  
*Enrollment:* 3,970  
*Founded:* 1853  
*Nickname:* Jaspers  
*Colors:* Green & White  
*President:* Brennan O'Donnell, Ph. D.  
*Executive Vice President/Provost:* William Clyde, Ph.D.  
*Vice President for Student Life:* Richard Satterlee, Ph.D.  
*Director of Intercollegiate Athletics:* Marianne Reilly '82  
*Deputy Athletic Director:* Tony Vecchione  
*Associate AD, Business Affairs/SWA:* Kathryn Mirance  
*Assoc. AD, Marketing, Fan & Donor Experience:* Whitney Swab  
*Assoc. AD, Sports Medicine & Athletic Performance:* Doug Straley  
*Assist. AD, Compliance & Life Skills (SAAC):* Will Aloia  
*Director, Sports Communication & Media Relations:* Kevin Ross  
*Athletic Academic Advisor:* Amani Tatum  
*Faculty Athletics Representative:* Dr. Shawn Ladda  
*Admin. Assistant to the Director of Athletics:* Susan Pape  
*Athletic Department Phone:* 718-862-7227





## Women's Basketball Information

*Head Coach:* Heather Vulin  
*Alma Mater:* Minnesota-Morris '99  
*Record at Manhattan, Years:* 46-73 (.387), Fourth Season  
*Overall Record, Years:* 46-73 (.387), Fourth Season  
*Assistant Coaches:* Allie Bassetti (Rowan '13), Callan Taylor (Sacred Heart '12), Rena Wakama (Western Carolina, '14)  
*Dir., Basketball Ops:* Kiambra Griffin (Davidson '18)  
*Special Assistant:* Gabriel Gamarra (Manhattan '19)  
*Home Court (capacity):* Draddy Gymnasium (2,520)  
*All-Time Record, Years:* 540-668 (.447), 42nd Season  
*2018-19 Overall Record:* 12-19  
*2018-19 MAAC Record (Finish):* 9-9/4th(T)  
*2019 MAAC Tournament Result:* Lost to Marist, quarterfinals  
*2019 Postseason:* None  
*Letterwinners Returning/Lost:* 13/1  
*Women's Basketball Office Phone:* 718-862-7890

## Athletic Communications

*Assistant Director/WBB Contact:* Kelly Carroll  
*Office Phone:* 718-862-7709  
*Cell Phone:* 347-213-9600  
*E-mail:* kcarroll02@manhattan.edu  
*Website:* www.gojaspers.com  
*Twitter:* @manhattan\_wbb  
*Instagram:* @manhattanwbb

## FACTS & STATS

 3,970 STUDENTS 3,444 undergraduate & 483 graduate	 12:1 RATIO Student-Faculty	 23 STUDENTS Average Class Size	 240 FACULTY Full-Time
--	--	--	---

## NOTES

### LAST OUTING

Manhattan avenged its earlier 40-point loss to Fairfield, holding the Stags to their lowest point-total of the season on the way to a 51-38 win on February 29. Courtney Warley earned her third-straight 20-point game as she continues her tear through the final stretch of the MAAC regular season. She went 8-14 from the field and 4-5 from the free throw line.

Emily LaPointe contributed 18 points to Manhattan's offense, shooting 43 percent on the day and adding six rebounds and three assists. Julie Høier led Manhattan on the glass, grabbing nine rebounds, eight on the defensive end. The Jaspers out-rebounded the Stags 39-30 in the game and 29-21 in defensive rebounds.

### WARLEY'S BIG WEEK

After averaging 22.0 points per game during the Jaspers' Western New York swing, Courtney Warley was named the MAAC Player of the Week, as well as the Metropolitan Basketball Writers Association Player of the Week, the first Manhattan women's basketball player to earn the Met nod. On February 26, she also earned a spot on the NCAA women's basketball "Starting Five" among players from the Big East, Big Ten, Pac-12 and SEC.

Warley leads the MAAC with 2.8 steals per game against conference opponents, while ranking fourth with 9.5 rebounds per game against MAAC teams. She is averaging 12.8 points per game in conference play (13th in the MAAC), shooting 54.6 percent from the field (second in the league). With 2.44 steals per game overall this season, she is second in the league and ranks 46th in all of Division I.

The 2018-19 MAAC Defensive Player of the Year, Warley compiled 9.1 boards, 2.1 steals and 1.8 blocks per game. She finished the year in sixth place on the program's single-season rebounding list with 282, including 162 defensive boards (eighth) and 120 offensive boards (third). She also earned 55 blocks on the year, good for seventh place on that single-season list. In October she was named to the Preseason All-MAAC First Team.

### GOOD LAPOINTE

Emily LaPointe earned her league-high seventh MAAC Rookie of the Week award on March 2. LaPointe leads the squad in scoring, averaging 12.3 points per game (12th in the MAAC), the most of any freshman player. Her 2.0 threes per game against MAAC teams also places her fifth in the conference.

### COMEBACK CAJOU

Preseason All-MAAC Third Team pick Gabby Cajou ranks seventh in the MAAC for assists per game (3.4), and 10th in steals per game (1.5), while also achieving the league's eighth-best assist/turnover ratio (1.4). Cajou ranks 12th in the MAAC for field-goal percentage (.462).

Last season, Cajou played seven games for Manhattan before suffering a knee in-

## The Coaches



### HEATHER VULIN

4th Season at Manhattan/4th Overall  
Alma Mater: Minnesota-Morris '99  
Overall Record: 46-73  
Manhattan Record: 46-73  
MAAC Record: 32-42  
Record vs. Iona : 6-2



### BILLIE CHAMBERS

7th Season at Iona/7th Overall  
Alma Mater: Hofstra '03  
Overall Record: 98-117  
Iona Record: 98-117  
MAAC Record: 71-62  
Record vs. Manhattan: 7-7

## 2019-20 Season Comparison

	MAN	IONA
Scoring Offense	61.6	53.4
Scoring Defense	60.7	63.3
Scoring Margin	+0.9	-9.9
Rebounding Offense	37.3	31.8
Rebounding Defense	38.3	37.8
Rebounding Margin	-1.0	-6.0
FG Percentage (Offense)	.382	.367
FG Percentage (Defense)	.395	.426
3-point Percentage (Offense)	.294	.320
3-point Percentage (Defense)	.324	.291
3-point FG/Game	6.0	7.4
3-point FG Allowed/Game	6.6	4.7
FT Percentage	.687	.647
Assists Per Game	13.9	11.8
Assists Against Per Game	14.1	12.7
Turnovers Per Game	14.7	19.4
Turnovers Forced Per Game	17.1	17.6
Turnover Margin	+2.4	-1.9
Assist/TO Ratio (Offense)	0.9	0.6
Assist/TO Ratio (Defense)	0.8	0.7
Steals Per Game	9.1	7.4
Steals Against Per Game	7.5	8.9
Blocks Per Game	3.4	1.1
Blocks Against Per Game	2.9	2.9

## Follow the Jaspers



**Manhattan College WBB**  
**Official Manhattan Jaspers**



**@Manhattan\_WBB**  
**@GoJaspers**



**@ManhattanWBB**  
**@GoJaspers**

jury against Lafayette on December 4. Prior to the injury, Cajou contributed 8.1 points, 2.4 steals and three assists per game as the Jaspers' starting point guard.

She became the first in program history to earn MAAC Sixth Player of the Year honors in 2018, ranking second in the MAAC in field goal percentage (.476), and fourth in both assists per game (3.5) and steals per game (2.1). Cajou posted the fourth-best assist/turnover ratio in the conference (1.5) and ranked in the league's top 25 for minutes played per game (29.5) coming off the bench that season.

### HITTING MILESTONES

Now with 662 career rebounds, Courtney Warley ranks 10th all-time and is 36 away from tying Meredith Morse (1996-2000) for ninth place. With 172 defensive rebounds this year, Warley is sixth on the program's single-season list, and just five defensive boards from jumping into the top five. Warley is also 14 steals away from tying for 15th on that all-time list.

Gabby Cajou sits in 12th place all-time with 290 career assists. She is two away from tying Christine Bach (1999-2003) for 11th place and nine away from the program's top 10. Cajou is also seven steals away from tying Michelle Pacheco (2006-10) at 15th on that all-time list.

Pamela Miceus sits in 12th place all-time with 66 career blocks. She is five blocks from the program's top 10.

### ABOUT THE GAELS

At 8-9 in MAAC play this season, Iona holds the 10th-best scoring offense in the league, earning 53.1 points per game. Juana Camillion leads the squad with 11.7 points per game (16th in the MAAC). She is also fourth in steals with 2.3 per game. Morgan Rachu, who did not play in the first meeting of the two teams in January, is also averaging 11.7 points per game.

### PREVIOUS MEETING

Manhattan held the Iona Gaels to just two points in the third quarter on the way to a 54-32 victory in Draddy Gymnasium on January 25. Iona's 32 points was the lowest opponent point total for the Jaspers this season, with the Gaels hitting just 14 field goals, also an opponent low. Manhattan earned 14 steals in the game, while forcing 24 turnovers from the Gaels and scoring 22 points off TOs.

Emily LaPointe led the Jaspers with 12 points and added three steals. Courtney Warley earned a double-double with 11 points and 11 boards, in addition to a season-high (tied) five steals.

### ALL-TIME SERIES

Manhattan leads the all-time series 51-31, with Manhattan winning the last five match-ups.

### 20 IS THE MAGIC NUMBER

This season the MAAC returns to a 20-game conference schedule, with each

**#playGREEN**

## Jaspers' Record When...

Leading at Halftime.....	6-2
Trailing at Halftime.....	4-11
Tied at Halftime.....	3-1
Scoring 80+ Points.....	3-0
Scoring 70+ Points.....	6-0
Scoring 60+ Points.....	11-3
Scoring Less than 50 Points.....	0-3
Allowing 70+ Points.....	0-7
Allowing 60+ Points.....	5-10
Allowing Less than 50 Points.....	2-0
At Home.....	8-5
On the Road.....	5-9
At Neutral Site.....	0-0
At Night (6 p.m. or later).....	4-8
During the Day.....	9-6
Outrebounding Opponent.....	11-2
Outrebounded.....	2-12
Tied in Rebounds.....	0-0
Recording 40+ Rebounds.....	6-2
Recording 35+ Rebounds.....	10-6
Recording 30+ Rebounds.....	12-11
Allowing 40+ Rebounds.....	3-8
Allowing 35+ Rebounds.....	6-12
Allowing 30+ Rebounds.....	9-14
Shoot Better than Opponent.....	11-2
Shoot .500 or Better.....	3-0
Shoot .400 or Better.....	8-2
Shoot Worse than Opponent.....	2-12
Shoot .300 or Worse.....	1-3
Shoot Same as Opponent.....	0-0
Make 8+ 3-pointers.....	6-4
Make 5+ 3-pointers.....	10-8
Shoot .500 or Better 3-pt.....	3-0
Shoot .400 or Better 3-pt.....	5-1
Shoot 20+ Free Throws.....	1-2
Make 20+ Free Throws.....	1-0
Make 15+ Free Throws.....	1-0
Shoot .800 or Better FT.....	6-3
Shoot .700 or Better FT.....	9-5
Shoot .600 or Worse FT.....	3-5
Shoot .500 or Worse FT.....	2-2
Assist/TO Ratio 1:1 or Better.....	9-3
Committing Less than 15 Turnovers.....	7-7
Committing Less than 10 Turnovers.....	2-1
In November.....	1-4
In December.....	2-3
In January.....	5-4
In February.....	5-3
In March.....	0-0
In Overtime.....	0-2

team playing each MAAC opponent twice. Previously, the conference schedule consisted of 18 games, with MAAC teams facing certain opponents just once based on preseason projections.

### MANHATTAN'S 2018-19 SEASON

Manhattan finished the 2018-19 season in the MAAC quarterfinals, losing to Marist 65-51. The Jaspers went 12-19 overall on the year and 9-9 in conference, on their way to a three-way tie for fourth in the league and a #6 seed in the conference tournament.

Manhattan ranked second in the MAAC last season for scoring defense, holding opponents to just 56.3 points per game. The Jaspers were third in the league in rebounds, averaging 37.7 boards per game as a team. They also led the MAAC in blocks per game (4.3) and ranked second in steals per contest (9.0).

### PRESEASON PICK

Manhattan opened the 2019-20 season with a fourth-place pick in the MAAC Preseason Poll. The ranking is the program's highest since the 2011-12 season, when the Jaspers were also picked fourth and went on to the semifinals of the Women's Basketball Invitational.

### HEAD COACH HEATHER VULIN

Heather Vulin was named the eighth head coach in Manhattan College program history on April 25, 2016. A 1999 graduate of Minnesota-Morris, she earned nearly two decades of coaching experience before arriving in Riverdale. She began her career as a graduate assistant at North Dakota State from 2000-02, then spent six seasons as an assistant coach at Sacred Heart from 2002-08. Vulin was on the staff at Villanova for seven seasons (2008-15) before spending the 2015-16 campaign as assistant coach and recruiting coordinator at Virginia Tech. She won her first game as a head coach against Holy Cross, defeating the Crusaders 60-56 on November 11, 2016 at home. She won her first MAAC game against Siena on December 30, 2016, when the Jaspers defeated the Saints 68-66 in Riverdale.

Vulin has continued to raise the standard for the women's basketball program since her arrival at Manhattan. She mentored Gabby Cajou to the program's first MAAC Sixth Player of the Year award in 2018, and Courtney Warley to the program's second MAAC Defensive Player of the Year Award last season. The Jaspers have earned a spot in the MAAC quarterfinals for two consecutive years, tying for fourth place in the league standings both seasons. The squad has moved from a 10th-place pick in the MAAC preseason poll in 2017 to fourth this season, the highest preseason pick for Manhattan since 2011-12.

### THE COACHING STAFF

Vulin's staff consists of Allie Bassetti Callan Taylor, Rena Wakama, Kiambra Griffin and Gabriel Gamarra.

In her fourth season, Bassetti, serves as an assistant coach and the team's recruiting coordinator. She joined Vulin at Manhattan after serving as the director of



## The Last Time...

### MANHATTAN

*Scored 100 points: 2/21/97 vs. Canisius (109-86 W)*  
*Scored 90 points: 1/16/98 vs. Fairfield (93-97 W)*  
*Scored 80 points: 1/16/20 at Siena (80-50 W)*  
*Scored less than 50 points: 2/6/20 vs. Siena (59-49 L)*  
*Scored less than 40 points: 2/15/19 vs. Quinnipiac (64-39 L)*  
*Allowed 100 points: 1/27/02 vs. Canisius (83-101 L)*  
*Allowed 90 points: 2/19/09 vs. Marist (82-91 L)*  
*Allowed 80 points: 1/23/20 at Fairfield (87-47 L)*  
*Allowed less than 50 points: 2/29/20 vs. Fairfield (51-38 W)*  
*Allowed less than 40 points: 2/29/20 vs. Fairfield (51-38 W)*  
*Had 50 rebounds: 2/1/20 vs. Saint Peter's (58)*  
*Had 40 rebounds: 2/22/20 at Niagara (48)*  
*Attempted 30 free throws: 1/20/19 vs. Rider (30)*  
*Made 25 free throws: 12/1/10 vs. NJIT (25-31)*  
*Didn't miss a free throw: 2/15/20 vs. Rider (8-8)*  
*Didn't make a free throw: 1/29/15 at Marist (0-1)*  
*Didn't make a 3-pointer: 11/14/18 at UAlbany (0-16)*  
*Won in overtime: 12/17/11 vs. Monmouth (71-59)*  
*Lost in overtime: 12/17/19 at Monmouth (62-60)*  
*Went to double overtime: 1/11/10 at Canisius (65-69 L)*

### A JASPER

*Had a triple-double: Gina Somma (20 pts, 10 reb, 12 stl) vs. Fairfield, 2/16/94*  
*Had a double-double: Courtney Warley (23 pts, 12 reb) at Canisius (2/20/20)*  
*Two players had double-doubles: Kayla Grimme (14 pts, 10 reb) & Mikki Guiton (12 pts, 11 reb) at Canisius, 2/2/17*  
*Scored 35 points: Monica Roeder (35) vs. ETSU, 11/19/11*  
*Scored 30 points: Kayla Grimme (32) at SHU, 11/15/17*  
*Scored 25 points: Emily LaPointe (25) vs. Canisius, 1/2/20*  
*Scored 20 points: Courtney Warley (20) vs. Fairfield, 2/29/20*  
*Two players scored 20 pts: Kayla Grimme (20) and Amani Tatum (20) at Monmouth, 2/12/18*  
*Had 20 rebounds: Kayla Grimme (20) vs. Siena, 2/15/18*  
*Had 15 rebounds: Courtney Warley (19) vs. Rider, 2/15/20*  
*Had 10 rebounds: Julie Hoier (11) at Niagara, 2/22/20*  
*Two players had 10 reb: Julie Hoier (12) and Courtney Warley (11) vs. Siena, 2/8/20*  
*Made 5 3-pointers: Emily LaPointe (5) at Siena, 1/16/20*  
*Made 10 free throws: Courtney Warley (10) at Quinnipiac, 2/28/19*  
*Attempted 15 free throws: Amani Tatum (16) vs. QU, 2/23/16*  
*Had 10 assists: Gabby Cajou (11) vs. Niagara, 2/8/18*  
*Had 5 steals: Courtney Warley (5) vs. Siena, 2/6/20*  
*Had 5 blocks: Courtney Warley (6) vs. Niagara, 1/24/19*

## 2019-20 Margin of Victory/Defeat

1: 1-0	2: 0-1	3: 1-0	4: 1-0	5: 0-3
6: 0-1	7: 1-1	8: 0-0	9: 0-0	10: 0-1
11: 0-1	12: 1-2	13: 1-0	14: 1-0	15: 1-0
16: 0-0	17: 0-0	18: 1-0	19: 0-0	20+: 4-4

basketball operations at American from 2013-16. Also in her fourth season and third as an assistant coach, Taylor was the 2011-12 NEC player of the year at Sacred Heart and played basketball professionally overseas before arriving in Riverdale. Wakama is in her third season with the Jaspers and her first as an assistant coach. A 2014 graduate of Western Carolina, she played professional basketball, making stops in the United Kingdom and the FIBA African Basketball League.

Griffin joined the Jaspers this year as director of basketball operations. Prior to that, the 2018 Davidson grad was a graduate assistant at Columbia. Gamarra, a former team manager for the Jaspers, serves as special assistant to the head coach after graduating from Manhattan this past May.

### #playGREEN

The Jaspers' team motto "playGREEN" is a concept developed by Head Coach Heather Vulin. For the team, playGREEN is a commitment to the pursuit of excellence. Vulin expects her players to have that mindset every day, as they play for their teammates, for their program, and to represent Manhattan College at a championship level. The Jaspers use #playGREEN on all of the team's social media channels.

### NUMBER RETIREMENT

Manhattan Athletics retired the number of former women's basketball player Sheila Tighe in a ceremony held prior to the Jaspers' home opener against Duquesne on November 10. Tighe, Manhattan's all-time leading scorer across both the men's and women's basketball programs, is just the second alumnus to have their jersey hung from the rafters of Draddy Gymnasium, after former player, coach and athletic director Jack Powers had his number retired in 2016.

Tighe scored 2,412 career points in her four years at Manhattan. She established eight Lady Jasper records, including most points in one game (45) and in one season (730). A two-time MAAC Player of the Year honoree, Tighe was also named Northeast Player of the Year and received All-American accolades in 1984. Tighe's fellow Staten Islander, Jasper freshman Emily LaPointe, will be the last Jasper player to wear Tighe's number 11.

### AYE, CAPTAINS!

Senior Gabby Cajou and juniors Nyala Pendergrass and Courtney Warley serve as team captains for the second-straight year.

### SOPHOMORES ON THE RISE

In their rookie campaigns, now-sophomores D'yona Davis, Kania Pollock and Sydney Watkins combined for five MAAC Rookie of the Week honors last season, with Davis earning a unanimous selection to the MAAC All-Rookie Team. Davis won the weekly award three times, while Pollock and Watkins were each selected once.

### THE FRESHMAN CLASS

The Jaspers welcomed Emily LaPointe and Christina Katsamouri to the squad this summer.



## 2019-20 MAAC Records\*

	MAAC	Overall
Marist	16-2	23-4
Rider	16-2	23-4
Fairfield	10-8	13-14
Manhattan	10-8	13-14
Quinnipiac	10-8	13-14
Iona	8-9	9-17
Siena	8-10	10-17
Niagara	7-11	9-18
Monmouth	5-13	8-19
Saint Peter's	5-13	8-19
Canisius	4-15	5-23

\*thru March 1

## Upcoming MAAC Schedule

### Monday, March 2

*Iona vs. Manhattan, 7:00 pm*

### Thursday, March 5

*Manhattan vs. Monmouth, 7:00 pm*

*Niagara vs. Quinnipiac, 7:00 pm*

*Fairfield vs. Siena, 7:00 pm*

*Rider vs. Saint Peter's, 7:00 pm*

*Marist vs. Iona, 7:00 pm*

### Saturday, March 7

*Canisius vs. Quinnipiac, 2:00 pm*

*Fairfield vs. Niagara, 2:00 pm*

*Saint Peter's vs. Iona, 2:00 pm*

*Monmouth vs. Rider, 4:00 pm*

*Marist vs. Siena, 7:00 pm*

Staten Island Academy's 2018 team MVP, LaPointe also earned New York State Federation all-star honors in her high school career and was named a Rose Classic Regional All-Star. In 2018, she participated in the USA Basketball U17 trials. She also comes from a family of athletes. Her mother, Patricia, was an elite-level gymnast, and her brother, John, is a pitcher for the Wagner baseball team.

Hailing from Thessaloniki, Greece, Katsamouri played the last two seasons with PAOK Thessalonikis in Greece's A1 league. Last year, she was a member of the U18 and U20 Greek National Teams, playing in the European Championships (Division B) for both teams. In 2017, Katsamouri was a member of the national team that won a bronze medal in the U16 European Championships (Division B).

### AC HERE WE COME!

The 2019-20 men's and women's MAAC Championships will take place March 10-14 in Atlantic City, NJ. The tournament will be held at Jim Whelan Boardwalk Hall for the first time in MAAC history.

On February 3, the Jaspers visited their Atlantic City partner New York Avenue School for a day of community service. Gabby Cajou, Julie Hoier and Kania Pollock spoke in an assembly of students, in addition to visiting classrooms.

### FIRST VARSITY TEAM

Manhattan women's basketball's 1978-79 team, the College's first female varsity program, was inducted into the College's Hall of Fame on November 9. What started as a club sport in 1975 quickly caught on because of early successes, and at the end of the 1977-78 season, former athletic director Ken Norton promoted the team to varsity status. The program reached its first MAAC Championship game in 1983, losing to Saint Peter's 59-51. Manhattan won its first MAAC Championship in 1987, beating Holy Cross 70-64. Last season marked the 40th anniversary of the varsity squad, and the program honored its legacy in a special on-court ceremony during the team's final home game of the season. The team was again recognized during halftime of the Jaspers' home opener vs. Duquesne on November 10.

### TREND SETTER

Manhattan Athletic Director Marianne Reilly was the Jaspers' first-ever scholarship women's basketball player. She was also the first player in program history to reach the 1,000-point plateau, finishing her career with 1,305 points. In 1992, Reilly became the first female inducted into the Manhattan College Athletic Hall of Fame.

### HONOR ROLL

This past September, former Manhattan player Sandy Gordon was named to the MAAC Honor Roll in the Naismith Memorial Basketball Hall of Fame. One of the top playmakers in school history, Gordon continues to hold the Manhattan career record with 592 assists. As a sophomore in 1985-86, she averaged 7.0 points and 5.5 assists while winning MVP honors in the Loyola Invitational

## 2019-20 Individual Superlatives

**Double-Figure Scoring Games:** LaPointe (20), Warley (15), Cajou (12), Hoier (8), Morgan (6), Watkins (5), Makela (2), Miceus (1), Taitt (1)

**20-point Games:** LaPointe (2), Warley (2), Cajou (1), Watkins (1)

**25-point Games:** LaPointe (1)

**30-point Games:**

**Double-Figure Rebounding Games:** Warley (11), Hoier (6), Miceus (1)

**Double-Doubles:** Warley (6), Hoier (2)

**Games Leading Manhattan In Scoring:** LaPointe (12), Warley (7), Cajou (3), Watkins (2), Hoier (1), Makela (1), Taitt (1)

**Games Leading Manhattan In Rebounding:** Warley (15), Hoier (10), LaPointe (2), Miceus (1), Taitt (1)

**Games Leading Manhattan In Assists:** Cajou (16), Hoier (6), Taitt (5), LaPointe (4), Morgan (2), Warley (2), Makela (1), Pollock (1)

**Games Leading Manhattan In Steals:** Warley (14), Cajou (7), Morgan (6), LaPointe (5), Taitt (3), Makela (1), Menna (1), Miceus (1), Pendergrass (1)

Tournament. As a junior in 1986-87, she handed out a still school-record 220 assists (7.3 per game) while guiding the Jaspers to 20 wins and the program's first-ever MAAC title and a date with Duke in the NCAA Tournament.

### WHAT'S A JASPER?

Manhattan is the only athletic program in Division I with the "Jaspers" nickname. The unique moniker honors one of Manhattan's most memorable figures, Brother Jasper of Mary, F.S.C. Brother Jasper served Manhattan College in the late 1800s and was the first coach of Manhattan's baseball team.


He is also credited as the creator of the "seventh-inning stretch," which has become a time-honored tradition at ballparks across the country. During a game in the 1880s, Brother Jasper noticed students getting restless in the middle of the seventh inning of a close game, so he called timeout and told the students to stand up a stretch for a few minutes before resuming the game. Since Manhattan regularly played the New York Giants at the Polo Grounds in the 1880s and into the 1890s, the tradition spread into the major leagues.

## Starting Lineups By Game

*This is Manhattan's 26th game of the 2019-20 season. The Jaspers have used eight starting lineups this season, with nine players earning starting minutes.*

	G	G	G/F	F	F/C
Stony Brook	Cajou	Taitt	Watkins	Miceus	Warley
DUQUESNE	Cajou	Taitt	Watkins	Miceus	Warley
Fairleigh Dickinson	Cajou	Taitt	Watkins	Miceus	Warley
Villanova	Cajou	Taitt	LaPointe	Miceus	Warley
Lafayette	Taitt	LaPointe	Watkins	Miceus	Warley
DARTMOUTH	Taitt	LaPointe	Watkins	Hoier	Warley
FORDHAM	Taitt	LaPointe	Watkins	Hoier	Warley
ARMY	Cajou	LaPointe	Watkins	Hoier	Warley
Monmouth	Cajou	LaPointe	Watkins	Hoier	Warley
Nebraska	Cajou	LaPointe	Makela	Miceus	Warley
CANISIUS	Cajou	LaPointe	Watkins	Hoier	Warley
NIAGARA	Cajou	LaPointe	Watkins	Hoier	Warley
Saint Peter's	Cajou	LaPointe	Watkins	Hoier	Warley
Quinnipiac	Cajou	LaPointe	Watkins	Hoier	Warley
Siena	Cajou	LaPointe	Watkins	Hoier	Warley
MARIST	Cajou	LaPointe	Watkins	Hoier	Warley
Fairfield	Cajou	LaPointe	Watkins	Hoier	Warley
IONA	Cajou	LaPointe	Watkins	Hoier	Warley
Rider	Cajou	LaPointe	Watkins	Hoier	Warley
SAINT PETER'S	Cajou	LaPointe	Watkins	Hoier	Warley
SIENA	Cajou	LaPointe	Watkins	Hoier	Warley
Marist	Cajou	LaPointe	Menna	Miceus	Warley
QUINNIPIAC	LaPointe	Makela	Hoier	Miceus	Warley
RIDER	LaPointe	Makela	Hoier	Miceus	Warley
Canisius	LaPointe	Makela	Hoier	Miceus	Warley
Niagara	LaPointe	Makela	Hoier	Miceus	Warley
FAIRFIELD	LaPointe	Menna	Hoier	Miceus	Warley
Iona					
MONMOUTH					





# 2019-2020 Jaspers



0 \* Kania Pollock  
G \* 5-8 \* So.  
Queens, NY  
The Mary Louis Academy



1 \* D'Yona Davis  
G \* 5-7 \* So.  
Bronx, NY  
Truman



2 \* Gabby Cajou  
G \* 5-4 \* Sr.  
North Rockland, NY  
North Rockland



4 \* Emma Bedeker  
G \* 5-5 \* Sr.  
Ottawa, IL  
Ottawa Township



5 \* Lynette Taitt  
G \* 5-5 \* Jr.  
Irvington, NJ  
Bishop Loughlin



10 \* Sini Mäkelä  
G \* 5-8 \* Jr.  
Helsinki, Finland  
Mäkelänrinne Sports High



11 \* Emily LaPointe  
G \* 5-10 \* Fr.  
Staten Island, NY  
Staten Island Academy



12 \* Julie Høier  
F \* 6-2 \* Sr.  
Aabyhoej, Denmark  
Marselisborg Gymnasium



13 \* Lizahya Morgan  
G \* 5-3 \* Jr.  
East Hartford, CT  
Capital Preparatory Magnet



15 \* Syndey Watkins  
G \* 5-8 \* So.  
Wanaque, NJ  
Saddle River Day



20 \* Nyala Pendergrass  
G/F \* 5-9 \* Jr.  
Jackson, NJ  
St. Rose



21 \* Christina Katsamouri  
G/F \* 6-0 \* Fr.  
Thessaloniki, Greece  
Hellenic College of Thessaloniki



22 \* Courtney Warley  
C \* 6-3 \* Jr.  
West Chester, PA  
Bishop Shanahan



24 \* Tuuli Menna  
F \* 6-1 \* Sr.  
Helsinki, Finland  
Mäkelänrinne Sports High



25 \* Pamela Miceus  
F \* 6-1 \* Sr.  
Haverstraw, NY  
North Rockland



Heather Vulin  
Head Coach  
Minnesota-Morris  
Fourth Year



Allie Bassetti  
Assistant Coach  
Rowan  
Fourth Year



Callan Taylor  
Assistant Coach  
Sacred Heart  
Fourth Year



Rena Wakama  
Assistant Coach  
Western Carolina  
Third Year



Kiki Griffin  
Dir. Of Operations  
Davidson  
First Year



Gabriel Gamarra  
Special Assistant  
Manhattan  
First Year

# JASPERS





**2019-20 Manhattan WBB**  
**Manhattan Combined Team Statistics (as of Feb 29, 2020)**  
**All games**



RECORD:	OVERALL	HOME	AWAY	NEUTRAL
ALL GAMES	13-14	8-5	5-9	0-0
CONFERENCE	10-8	6-3	4-5	0-0
NON-CONFERENCE	3-6	2-2	1-4	0-0

#	Player	gp-gs	min	avg	Total		3-Point		F-Throw		Rebounds				pf	dq	a	to	blk	stl	pts	avg
					fg-fga	fg%	3fg-fga	3fg%	ft-fa	ft%	off	def	tot	avg								
11	Emily LaPointe	27-24	830	30.7	113-336	.336	53-170	.312	53-72	.736	41	60	101	3.7	40	1	48	60	5	30	332	12.3
22	Courtney Warley	27-27	934	34.6	130-265	.491	0-10	.000	46-74	.622	65	172	237	8.8	62	2	51	47	21	66	306	11.3
02	Gabby Cajou	27-19	719	26.6	97-210	.462	15-45	.333	34-50	.680	24	38	62	2.3	58	0	92	65	4	41	243	9.0
12	Julie Hoier	27-20	776	28.7	86-185	.465	14-53	.264	29-45	.644	50	128	178	6.6	62	1	55	71	11	14	215	8.0
05	Lynette Taitt	9-7	230	25.6	25-79	.316	0-5	.000	6-11	.545	12	29	41	4.6	22	0	23	22	3	21	56	6.2
13	Lizahya Morgan	27-0	365	13.5	49-171	.287	30-89	.337	11-15	.733	7	29	36	1.3	37	0	28	31	0	28	139	5.1
15	Sydney Watkins	27-19	380	14.1	46-144	.319	39-120	.325	3-4	.750	1	23	24	0.9	27	1	8	14	2	5	134	5.0
25	Pamela Miceus	27-12	519	19.2	43-131	.328	0-1	.000	10-16	.625	47	59	106	3.9	48	0	40	33	38	18	96	3.6
10	Sini Makela	27-5	357	13.2	27-78	.346	10-39	.256	11-11	1.000	9	36	45	1.7	21	0	10	20	8	8	75	2.8
00	Kania Pollock	11-0	62	5.6	9-34	.265	1-9	.111	3-3	1.000	4	6	10	0.9	5	0	8	8	0	3	22	2.0
24	Tuuli Menna	17-2	153	9.0	12-27	.444	1-4	.250	7-9	.778	11	25	36	2.1	14	0	6	5	1	8	32	1.9
20	Nyala Pendergrass	21-0	91	4.3	4-16	.250	0-5	.000	0-0	.000	6	9	15	0.7	8	0	3	2	0	2	8	0.4
21	Christina Katsamouri	15-0	34	2.3	2-9	.222	0-4	.000	0-0	.000	4	3	7	0.5	4	0	3	2	0	1	4	0.3
Team											62	48	110				18					
Total.....		27	5450		643-1685	.382	163-554	.294	213-310	.687	343	665	1008	37.3	408	5	375	398	93	245	1662	61.6
Opponents.....		27	5450		608-1540	.395	178-549	.324	245-363	.675	297	738	1035	38.3	359	-	382	463	78	203	1639	60.7

TEAM STATISTICS	MANW	OPP	Date	Opponent	Score	Att.
SCORING	1662	1639	11/08/19	at Stony Brook	L 54-59	719
Points per game	61.6	60.7	11/10/19	DUQUESNE	L 65-76	711
Scoring margin	+0.9	-	11/16/19	at Fairleigh Dickinson	W 62-61	193
FIELD GOALS-ATT	643-1685	608-1540	11/21/19	at Villanova	L 51-63	619
Field goal pct	.382	.395	11/26/19	at Lafayette	Lot 53-60	457
3 POINT FG-ATT	163-554	178-549	12/01/19	DARTMOUTH	W 70-58	0
3-point FG pct	.294	.324	12/05/19	FORDHAM	L 45-51	571
3-pt FG made per game	6.0	6.6	12/13/19	ARMY WEST POINT	W 86-56	397
FREE THROWS-ATT	213-310	245-363	* 12/17/19	at Monmouth	Lot 60-62	285
Free throw pct	.687	.675	12/22/19	at Nebraska	L 51-71	4025
F-Throws made per game	7.9	9.1	* 01/02/20	CANISIUS	W 68-50	571
REBOUNDS	1008	1035	* 01/04/20	NIAGARA	W 68-65	623
Rebounds per game	37.3	38.3	* 01/09/20	at Saint Peter's	W 85-52	421
Rebounding margin	-1.0	-	* 01/11/20	at Quinnipiac	L 58-70	427
ASSISTS	375	382	* 01/16/20	at Siena	W 80-50	1781
Assists per game	13.9	14.1	* 01/18/20	MARIST	L 66-71	501
TURNOVERS	398	463	* 01/23/20	at Fairfield	L 47-87	391
Turnovers per game	14.7	17.1	* 01/25/20	IONA	W 54-32	702
Turnover margin	+2.4	-	* 01/30/20	at Rider	L 53-76	786
Assist/turnover ratio	0.9	0.8	* 02/01/20	SAINT PETER'S	W 68-64	415
STEALS	245	203	* 02/06/20	SIENA	L 49-59	1638
Steals per game	9.1	7.5	* 02/08/20	at Marist	L 53-74	1848
BLOCKS	93	78	* 02/13/20	QUINNIPIAC	W 77-62	501
Blocks per game	3.4	2.9	* 02/15/20	RIDER	L 50-55	598
ATTENDANCE	7964	12928	* 02/20/20	at Canisius	W 63-56	623
Home games-Avg/Game	13-613	14-923	* 02/22/20	at Niagara	W 75-61	353
Neutral site-Avg/Game	-	0-0	* 02/29/20	FAIRFIELD	W 51-38	736

Score by Periods	1st	2nd	3rd	4th	OT	Totals
Manhattan	404	364	428	459	7	1662
Opponents	379	429	413	402	16	1639

\* - Conference game



**2019-20 Manhattan WBB**  
**Manhattan Combined Team Statistics (as of Feb 29, 2020)**  
**Conference games only**



RECORD:	OVERALL	HOME	AWAY	NEUTRAL
ALL GAMES	10-8	6-3	4-5	0-0
CONFERENCE	10-8	6-3	4-5	0-0
NON-CONFERENCE	0-0	0-0	0-0	0-0

#	Player	gp-gs	min	avg	Total		3-Point		F-Throw		Rebounds						a	to	blk	stl	pts	avg
					fg-fga	fg%	3fg-fga	3fg%	ft-fa	ft%	off	def	tot	avg	pf	dq						
11	Emily LaPointe	18-18	577	32.1	83-245	.339	37-124	.298	34-45	.756	24	42	66	3.7	25	1	39	42	3	19	237	13.2
22	Courtney Warley	18-18	641	35.6	101-186	.543	0-7	.000	28-46	.609	49	123	172	9.6	36	1	42	37	16	51	230	12.8
02	Gabby Cajou	18-13	495	27.5	67-143	.469	10-28	.357	21-32	.656	15	28	43	2.4	39	0	66	46	4	27	165	9.2
12	Julie Hoier	18-17	546	30.3	66-139	.475	10-40	.250	18-30	.600	35	101	136	7.6	44	1	44	55	9	9	160	8.9
13	Lizahya Morgan	18-0	250	13.9	34-109	.312	20-53	.377	8-12	.667	4	18	22	1.2	30	0	24	26	0	24	96	5.3
15	Sydney Watkins	18-12	226	12.6	23-84	.274	19-71	.268	2-2	1.000	0	15	15	0.8	19	1	4	7	1	4	67	3.7
10	Sini Makela	18-4	268	14.9	21-61	.344	8-32	.250	10-10	1.000	7	27	34	1.9	15	0	7	15	7	6	60	3.3
25	Pamela Miceus	18-6	347	19.3	28-86	.326	0-1	.000	3-6	.500	33	33	66	3.7	33	0	31	24	26	13	59	3.3
05	Lynette Taitt	1-0	10	10.0	1-2	.500	0-0	.000	0-0	.000	0	1	1	1.0	1	0	0	2	0	1	2	2.0
24	Tuuli Menna	16-2	150	9.4	11-26	.423	1-4	.250	7-9	.778	11	25	36	2.3	14	0	6	5	1	8	30	1.9
00	Kania Pollock	8-0	39	4.9	4-18	.222	1-6	.167	2-2	1.000	3	2	5	0.6	2	0	4	7	0	3	11	1.4
21	Christina Katsamouri	11-0	27	2.5	2-8	.250	0-3	.000	0-0	.000	3	3	6	0.5	4	0	1	1	0	1	4	0.4
20	Nyala Pendergrass	14-0	49	3.5	2-10	.200	0-3	.000	0-0	.000	1	7	8	0.6	3	0	1	1	0	0	4	0.3
Team											44	30	74					11				
Total.....		18	3625		443-1117	.397	106-372	.285	133-194	.686	229	455	684	38.0	265	4	269	279	67	166	1125	62.5
Opponents.....		18	3625		405-1022	.396	124-358	.346	150-225	.667	178	473	651	36.2	239	-	260	312	47	137	1084	60.2

TEAM STATISTICS	MANW	OPP	Date	Opponent	Score	Att.
SCORING	1125	1084	* 12/17/19	at Monmouth	Lot 60-62	285
Points per game	62.5	60.2	* 01/02/20	CANISIUS	w 68-50	571
Scoring margin	+2.3	-	* 01/04/20	NIAGARA	w 68-65	623
FIELD GOALS-ATT	443-1117	405-1022	* 01/09/20	at Saint Peter's	w 85-52	421
Field goal pct	.397	.396	* 01/11/20	at Quinnipiac	L 58-70	427
3 POINT FG-ATT	106-372	124-358	* 01/16/20	at Siena	w 80-50	1781
3-point FG pct	.285	.346	* 01/18/20	MARIST	L 66-71	501
3-pt FG made per game	5.9	6.9	* 01/23/20	at Fairfield	L 47-87	391
FREE THROWS-ATT	133-194	150-225	* 01/25/20	IONA	w 54-32	702
Free throw pct	.686	.667	* 01/30/20	at Rider	L 53-76	786
F-Throws made per game	7.4	8.3	* 02/01/20	SAINT PETER'S	w 68-64	415
REBOUNDS	684	651	* 02/06/20	SIENA	L 49-59	1638
Rebounds per game	38.0	36.2	* 02/08/20	at Marist	L 53-74	1848
Rebounding margin	+1.8	-	* 02/13/20	QUINNIPIAC	w 77-62	501
ASSISTS	269	260	* 02/15/20	RIDER	L 50-55	598
Assists per game	14.9	14.4	* 02/20/20	at Canisius	w 63-56	623
TURNOVERS	279	312	* 02/22/20	at Niagara	w 75-61	353
Turnovers per game	15.5	17.3	* 02/29/20	FAIRFIELD	w 51-38	736
Turnover margin	+1.8	-	* - Conference game			
Assist/turnover ratio	1.0	0.8				
STEALS	166	137				
Steals per game	9.2	7.6				
BLOCKS	67	47				
Blocks per game	3.7	2.6				
ATTENDANCE	6285	6915				
Home games-Avg/Game	9-698	9-768				
Neutral site-Avg/Game	-	0-0				

Score by Periods	1st	2nd	3rd	4th	OT	Totals
Manhattan	266	238	316	300	5	1125
Opponents	256	305	270	246	7	1084



Official Basketball Box Score -- Game Totals -- Final Statistics  
**Fairfield vs Manhattan**  
**02/29/20 2:00 pm at Riverdale, NY - Draddy Gymnasium**



**Fairfield 38 • 13-14,10-8 MAAC**

##	Player		Total	3-Ptr	Rebounds						PF	TP	A	TO	Blk	Stl	Min
			FG-FGA	FG-FGA	FT-FTA	Off	Def	Tot									
11	Lou Lopez-Senechal	f	4-12	1-7	4-4	1	6	7	1	13	1	1	0	1		39	
15	Katie Armstrong	f	3-13	0-5	4-6	2	4	6	1	10	0	4	0	0		37	
23	Callie Cavanaugh	f	1-3	0-0	1-2	3	1	4	3	3	0	0	0	0		20	
02	Sam Kramer	g	2-9	0-3	0-0	2	2	4	1	4	2	3	0	1		31	
22	Rachel Hakes	g	0-1	0-0	0-0	0	0	0	1	0	0	0	0	0		13	
12	Eden Nibbelink		0-0	0-0	0-0	0	0	0	0	0	0	0	0	0		1	
20	Kendra Landy		3-7	0-0	0-0	0	2	2	0	6	2	4	0	3		27	
30	Sam Lewis		1-3	0-2	0-0	0	0	0	0	2	1	0	0	1		9	
40	Molly Bauer		0-0	0-0	0-0	0	0	0	0	0	0	0	0	0		1	
41	Andrea Hernangomez		0-4	0-2	0-0	1	4	5	4	0	0	1	0	3		21	
42	Mackenzie Martin		0-0	0-0	0-0	0	0	0	0	0	0	0	0	0		1	
Team						0	2	2									
Totals			14-52	1-19	9-12	9	21	30	11	38	6	13	0	9		200	

1st - FG %: 4-12 33.3% 2nd: 6-15 40.0% 3rd: 2-11 18.2% 4th: 2-14 14.3% Game: 14-52 26.9% Deadball  
 3FG %: 1-4 25.0% 0-4 0.0% 0-5 0.0% 0-6 0.0% 1-19 5.3% Rebounds  
 FT %: 0-0 0.0% 4-4 100.0% 2-4 50.0% 3-4 75.0% 9-12 75.0% 3,1

**Manhattan 51 • 13-14,10-8 MAAC**

#	Player		Total	3-Ptr	FT-FTA	Rebounds			PF	TP	A	TO	Blk	Stl	Min
			FG-FGA	FG-FGA		Off	Def	Tot							
12	Julie Hoier	f	3-7	0-2	1-2	1	8	9	4	7	1	4	0	0	33
24	Tuuli Menna	f	1-4	0-1	2-2	2	4	6	1	4	1	2	0	2	31
25	Pamela Miceus	f	0-7	0-0	0-0	2	1	3	1	0	3	1	1	2	25
22	Courtney Warley	c	8-14	0-0	4-5	1	7	8	1	20	1	0	1	3	39
11	Emily LaPointe	g	6-14	2-6	4-4	2	4	6	3	18	3	3	0	1	35
00	Kania Pollock		0-0	0-0	0-0	0	0	0	0	0	0	1	0	0	1
02	Gabby Cajou		1-3	0-1	0-0	0	2	2	3	2	4	1	0	0	18
10	Sini Makela		0-0	0-0	0-0	0	2	2	1	0	0	0	0	0	10
13	Lizahya Morgan		0-0	0-0	0-0	0	0	0	0	0	0	2	0	1	4
15	Sydney Watkins		0-0	0-0	0-0	0	0	0	0	0	0	1	0	0	4
20	Nyala Pendergrass		0-0	0-0	0-0	0	0	0	0	0	0	0	0	0	0+
Team						2	1	3							
Totals			19-49	2-10	11-13	10	29	39	14	51	13	15	2	9	200

1st - FG %: 4-16 25.0% 2nd: 4-10 40.0% 3rd: 7-12 58.3% 4th: 4-11 36.4% Game: 19-49 38.8% Deadball  
 3FG %: 1-4 25.0% 0-2 0.0% 1-3 33.3% 0-1 0.0% 2-10 20.0% Rebounds  
 FT %: 2-2 100.0% 5-6 83.3% 2-2 100.0% 2-3 66.7% 11-13 84.6% 0

Officials: Don Cummiskey,Elizabeth Kuzmeski,Bobby Ray

Technical fouls: Fairfield-None. Manhattan-None.

Attendance: 736

2019-20 Women's Basketball. Round: 0. Fairfield vs Manhattan. Played at Draddy

Score by periods	1st	2nd	3rd	4th	Total
Fairfield	9	16	6	7	38
Manhattan	11	13	17	10	51





Official Basketball Box Score -- Game Totals -- Final Statistics

**Manhattan vs Niagara**

02/22/20 1:00 pm at Niagara, NY - Gallagher Center



**Manhattan 75 • 12-14,9-8 MAAC**

#	Player		Total		3-Ptr	FT-FTA	Rebounds			PF	TP	A	TO	Blk	Stl	Min
			FG-FGA	FG-FGA	FG-FGA		Off	Def	Tot							
12	Julie Hoier	f	2-6	1-1	3-5	5	6	11	1	8	2	6	1	0		33
25	Pamela Miceus	f	5-8	0-0	0-0	5	3	8	1	10	4	3	1	2		20
22	Courtney Warley	c	10-12	0-0	1-5	0	6	6	2	21	3	3	2	0		36
10	Sini Makela	g	0-2	0-0	0-0	0	4	4	1	0	0	3	0	0		14
11	Emily LaPointe	g	4-12	0-3	2-2	3	4	7	2	10	2	4	1	0		24
00	Kania Pollock		0-0	0-0	0-0	0	0	0	0	0	0	0	0	0		2
02	Gabby Cajou		6-13	3-4	1-2	1	1	2	3	16	7	1	1	3		34
13	Lizahya Morgan		1-1	1-1	1-2	1	1	2	2	4	3	0	0	1		20
15	Sydney Watkins		0-0	0-0	0-0	0	0	0	1	0	0	0	0	0		1
20	Nyala Pendergrass		0-0	0-0	0-0	0	0	0	0	0	0	0	0	0		0+
21	Christina Katsamouri		0-0	0-0	0-0	0	0	0	0	0	0	0	0	0		0+
24	Tuuli Menna		3-4	0-0	0-0	0	3	3	1	6	1	1	0	2		16
Team						2	3	5								
Totals			31-58	5-9	8-16	17	31	48	14	75	22	21	6	8		200

1st - FG %: 9-18 50.0% 2nd: 7-14 50.0% 3rd: 6-13 46.2% 4th: 9-13 69.2% Game: 31-58 53.4% Deadball  
 3FG %: 0-2 0.0% 2-3 66.7% 1-1 100.0% 2-3 66.7% 5-9 55.6% Rebounds  
 FT %: 3-7 42.9% 2-2 100.0% 0-0 0.0% 3-7 42.9% 8-16 50.0% 4

**Niagara 61 • 9-17,7-10 MAAC**

#	Player		Total		3-Ptr	FT-FTA	Rebounds			PF	TP	A	TO	Blk	Stl	Min
			FG-FGA	FG-FGA	FG-FGA		Off	Def	Tot							
12	Emerald Ekpiteta	f	4-5	0-0	2-3	0	4	4	2	10	2	2	0	0		32
04	Jai Moore	g	7-18	2-9	1-3	2	1	3	1	17	4	5	0	3		28
05	Claire Wanzer	g	1-3	1-3	1-2	0	0	0	0	4	1	0	0	2		15
21	Maggie McIntyre	g	2-5	1-3	0-0	0	0	0	2	5	1	0	0	0		22
24	Morgan Baughman	g	2-4	2-4	3-3	2	4	6	2	9	1	0	1	2		30
00	Valentina Pepic		0-1	0-0	0-0	1	0	1	0	0	0	0	0	1		2
01	Jordan Edwards		0-4	0-0	0-0	0	1	1	2	0	2	1	0	2		21
03	Adia Brisker		2-8	1-1	3-4	4	1	5	1	8	0	3	1	3		17
11	Angel Parker		3-10	0-0	0-0	2	1	3	2	6	1	3	0	0		13
20	Ally Haar		0-0	0-0	0-0	0	0	0	0	0	0	0	0	0		3
23	Kyra Grimshaw		0-0	0-0	0-0	0	0	0	0	0	0	0	0	0		0+
30	Sydney Faulcon		1-3	0-0	0-0	1	0	1	0	2	0	0	0	0		7
33	Dagny Davidsdottir		0-3	0-1	0-0	0	1	1	2	0	1	0	0	0		10
Team						2	1	3								
Totals			22-64	7-21	10-15	14	14	28	14	61	13	14	2	13		200

1st - FG %: 6-14 42.9% 2nd: 4-20 20.0% 3rd: 3-11 27.3% 4th: 9-19 47.4% Game: 22-64 34.4% Deadball  
 3FG %: 2-5 40.0% 2-7 28.6% 1-4 25.0% 2-5 40.0% 7-21 33.3% Rebounds  
 FT %: 2-3 66.7% 0-0 0.0% 7-9 77.8% 1-3 33.3% 10-15 66.7% 2

Officials: Gerda Gatling,Lori Deutsch,Kevin Ruland

Technical fouls: Manhattan-None. Niagara-None.

Attendance: 353

2019-20 Women's Basketball. Round: 0. Manhattan vs Niagara. Played at Gallaghe

Score by periods	1st	2nd	3rd	4th	Total
Manhattan	21	18	13	23	75
Niagara	16	10	14	21	61



Official Basketball Box Score -- Game Totals -- Final Statistics

**Manhattan vs Canisius**  
02/20/20 7:00 pm at Buffalo, NY



**Manhattan 63 • 11-14,8-8 MAAC**

#	Player		Total		3-Ptr	Rebounds			PF	TP	A	TO	Blk	Stl	Min
			FG-FGA	FG-FGA	FT-FTA	Off	Def	Tot							
12	Julie Hoier	f	8-13	0-2	0-0	2	5	7	0	16	3	3	0	0	39
25	Pamela Miceus	f	4-8	0-0	0-0	1	2	3	1	8	3	1	4	2	27
22	Courtney Warley	c	7-12	0-1	9-9	2	10	12	1	23	3	2	0	1	39
10	Sini Makela	g	0-1	0-1	0-0	0	2	2	1	0	0	0	1	1	23
11	Emily LaPointe	g	5-14	1-5	1-2	0	2	2	1	12	4	2	0	2	34
00	Kania Pollock		0-0	0-0	0-0	0	0	0	0	0	0	1	0	0	1
02	Gabby Cajou		1-2	0-1	2-2	1	1	2	2	4	2	3	0	1	14
13	Lizahya Morgan		0-4	0-1	0-0	0	1	1	2	0	1	0	0	0	8
15	Sydney Watkins		0-1	0-1	0-0	0	0	0	0	0	0	0	0	0	3
24	Tuuli Menna		0-1	0-1	0-0	0	2	2	0	0	0	0	0	0	12
Team						1	4	5				1			
Totals			25-56	1-13	12-13	7	29	36	8	63	16	13	5	7	200

1st - FG %: 9-17 52.9% 2nd: 2-12 16.7% 3rd: 9-16 56.3% 4th: 5-11 45.5% Game: 25-56 44.6% Deadball  
 3FG %: 1-5 20.0% 0-3 0.0% 0-2 0.0% 1-13 7.7% Rebounds  
 FT %: 0-0 0.0% 7-7 100.0% 0-0 0.0% 5-6 83.3% 12-13 92.3% 1

**Canisius 56 • 3-21,2-13 MAAC**

#	Player		Total		3-Ptr	Rebounds			PF	TP	A	TO	Blk	Stl	Min
			FG-FGA	FG-FGA	FT-FTA	Off	Def	Tot							
44	Danielle Sanderlin	f	2-8	0-1	0-0	1	10	11	4	4	2	2	1	0	29
00	Shaunae Brown	g	3-6	1-4	0-0	0	1	1	2	7	0	1	0	1	25
04	Anna Sweny	g	3-10	2-6	0-0	3	7	10	1	8	4	0	0	2	38
05	D'Jhai Patterson-Ri	g	6-18	2-5	0-2	1	1	2	2	14	6	4	0	2	36
21	AJ Timbers	g	5-12	5-8	1-2	2	1	3	3	16	0	4	0	0	27
02	Shayla Sweeney		0-1	0-1	0-0	0	0	0	0	0	0	2	0	0	13
22	Tiffany McGhie		1-2	0-1	0-0	0	0	0	1	2	0	0	0	0	6
33	Shannon Conely		2-4	0-0	1-2	0	3	3	2	5	0	2	0	0	26
Team						3	0	3				3			
Totals			22-61	10-26	2-6	10	23	33	15	56	12	18	1	5	200

1st - FG %: 3-14 21.4% 2nd: 9-17 52.9% 3rd: 6-16 37.5% 4th: 4-14 28.6% Game: 22-61 36.1% Deadball  
 3FG %: 2-8 25.0% 3-8 37.5% 2-4 50.0% 3-6 50.0% 10-26 38.5% Rebounds  
 FT %: 0-0 0.0% 1-2 50.0% 1-4 25.0% 0-0 0.0% 2-6 33.3% 4,1

Officials: Zoe Robbins,Robert McDow,Kathy Lonergan

Technical fouls: Manhattan-None. Canisius-None.

Attendance: 623

2019-20 Women's Basketball. Round: 0. Canisius vs Manhattan. Played at Koessle

Score by periods	1st	2nd	3rd	4th	Total
Manhattan	19	11	18	15	63
Canisius	8	22	15	11	56



Official Basketball Box Score -- Game Totals -- Final Statistics  
**Rider vs Manhattan**  
**02/15/20 2:00 pm at Riverdale, NY - Draddy Gymnasium**



**Rider 55 • 19-4,12-2 MAAC**

#	Player		Total	3-Ptr	FT-FTA	Rebounds			PF	TP	A	TO	Blk	Stl	Min
			FG-FGA	FG-FGA		Off	Def	Tot							
13	Lea Favre	f	7-14	0-0	0-0	2	2	4	3	14	3	2	0	0	40
32	Aubre Johnson	f	0-1	0-0	0-0	0	7	7	3	0	1	4	1	3	31
03	Amanda Mobley	g	1-5	1-3	0-0	1	4	5	2	3	5	2	0	0	29
04	Stella Johnson	g	11-25	3-9	2-2	2	5	7	2	27	5	3	3	4	38
31	Amari Johnson	g	4-12	1-4	0-0	3	7	10	1	9	2	0	0	3	40
11	Daija Moses		1-2	0-0	0-0	0	0	0	1	2	0	1	0	0	9
22	Lexi Stover		0-2	0-2	0-0	0	2	2	0	0	3	0	0	0	13
	Team					1	1	2							
<b>Totals</b>			<b>24-61</b>	<b>5-18</b>	<b>2-2</b>	<b>9</b>	<b>28</b>	<b>37</b>	<b>12</b>	<b>55</b>	<b>19</b>	<b>12</b>	<b>4</b>	<b>10</b>	<b>200</b>

1st - FG %: 4-16 25.0% 2nd: 6-17 35.3% 3rd: 8-14 57.1% 4th: 6-14 42.9% Game: 24-61 39.3% Deadball  
 3FG %: 2-4 50.0% 1-7 14.3% 2-4 50.0% 0-3 0.0% 5-18 27.8% Rebounds  
 FT %: 0-0 0.0% 0-0 0.0% 0-0 0.0% 2-2 100.0% 2-2 100.0% 0,1

**Manhattan 50 • 10-14,7-8 MAAC**

#	Player		Total	3-Ptr	FT-FTA	Rebounds			PF	TP	A	TO	Blk	Stl	Min
			FG-FGA	FG-FGA		Off	Def	Tot							
12	Julie Hoier	f	3-8	0-3	0-0	0	6	6	2	6	0	2	0	1	35
25	Pamela Miceus	f	0-5	0-1	2-2	1	3	4	4	2	2	0	1	0	23
22	Courtney Warley	c	6-10	0-1	0-0	6	13	19	0	12	3	3	3	3	40
10	Sini Makela	g	0-1	0-0	2-2	0	0	0	0	2	0	1	0	0	20
11	Emily LaPointe	g	3-14	2-10	0-0	0	0	0	2	8	0	2	0	0	25
00	Kania Pollock		2-5	0-0	0-0	0	1	1	0	4	0	2	0	0	9
02	Gabby Cajou		1-5	1-1	2-2	2	1	3	1	5	3	3	0	0	21
13	Lizahya Morgan		3-12	3-9	0-0	0	1	1	1	9	1	1	0	2	12
15	Sydney Watkins		0-1	0-1	0-0	0	0	0	0	0	0	0	0	0	2
21	Christina Katsamouri		0-0	0-0	0-0	0	0	0	0	0	0	0	0	0	0+
24	Tuuli Menna		0-0	0-0	2-2	1	2	3	3	2	1	0	0	0	13
	Team					4	1	5				1			
<b>Totals</b>			<b>18-61</b>	<b>6-26</b>	<b>8-8</b>	<b>14</b>	<b>28</b>	<b>42</b>	<b>13</b>	<b>50</b>	<b>10</b>	<b>15</b>	<b>4</b>	<b>6</b>	<b>200</b>

1st - FG %: 5-17 29.4% 2nd: 2-11 18.2% 3rd: 4-16 25.0% 4th: 7-17 41.2% Game: 18-61 29.5% Deadball  
 3FG %: 3-6 50.0% 0-4 0.0% 0-4 0.0% 3-12 25.0% 6-26 23.1% Rebounds  
 FT %: 0-0 0.0% 4-4 100.0% 4-4 100.0% 0-0 0.0% 8-8 100.0% 0

Officials: Ryan Nunes,Pastor Torres,Geraldine Smith

Technical fouls: Rider-None. Manhattan-None.

Attendance: 598

2019-20 Women's Basketball. Round: 0. Manhattan vs Rider. Played at Draddy Gym

Score by periods	1st	2nd	3rd	4th	Total
Rider	10	13	18	14	<b>55</b>
Manhattan	13	8	12	17	<b>50</b>



# 2019-20 Season Highs

## 0 Kania POLLOCK

Points: 7 vs. Siena (2/6/20)  
Rebounds: 4 vs. Siena (2/6/20)  
Assists: 3 at Marist (2/8/20)  
Steals: 2 vs. Siena (2/6/20)  
Blocks:  
Minutes: 16 vs. Siena (2/6/20)

## 2 Gabby CAJOU

Points: 20 at Monmouth (12/17/19)  
Rebounds: 5 at Quinnipiac (1/11/20)  
Assists: 9 vs. Niagara (1/4/20)  
Steals: 4, three times (vs. Siena, 2/6/20)  
Blocks: 1, four times (at Niagara, 2/22/20)  
Minutes: 42 at Monmouth (12/17/19)

## 5 Lynette TAITT

Points: 14 vs. Army (12/13/19)  
Rebounds: 8 at Stony Brook (11/8/19)  
Assists: 5, twice (vs. Army, 12/13/19)  
Steals: 4, twice (at Villanova, 11/21/19)  
Blocks: 1, three times (vs. Fordham, 12/5/19)  
Minutes: 34 at Stony Brook (11/8/19)

## 10 Sini MÄKELÄ

Points: 15 vs. Quinnipiac (2/13/20)  
Rebounds: 5 vs. Saint Peter's (2/1/20)  
Assists: 2, twice (vs. Quinnipiac, 2/13/20)  
Steals: 2 at Marist (2/8/20)  
Blocks: 3 vs. Saint Peter's (2/1/20)  
Minutes: 24, twice (vs. Quinnipiac, 2/13/20)

## 11 Emily LAPOINTE

Points: 25 vs. Canisius (1/2/20)  
Rebounds: 9 at Lafayette (11/26/19)  
Assists: 5 vs. Niagara (1/4/20)  
Steals: 4, twice (vs. Canisius, 1/2/20)  
Blocks: 1, five times (at Niagara, 2/22/20)  
Minutes: 41 at Lafayette (11/26/19)

## 12 Julie HØIER

Points: 16 at Canisius (2/20/20)  
Rebounds: 12 vs. Siena (2/6/20)  
Assists: 6, twice (at Quinnipiac, 1/11/20)  
Steals: 3 at Nebraska (12/22/19)  
Blocks: 2 vs. Niagara (1/4/20)  
Minutes: 39 at Canisius (2/20/20)

## 13 Lizahya MORGAN

Points: 16 at Siena (1/16/20)  
Rebounds: 4 vs. Saint Peter's (2/1/20)  
Assists: 3, four times (at Niagara, 2/22/20)  
Steals: 4, twice (at Siena, 1/16/20)  
Blocks:  
Minutes: 25 at Quinnipiac (1/11/20)

## 15 Sydney WATKINS

Points: 20 vs. Dartmouth (12/1/19)  
Rebounds: 5 vs. Saint Peter's (2/1/20)  
Assists: 2 at Fairfield (1/23/20)  
Steals: 1, five times (vs. Marist, 1/18/20)  
Blocks: 1, twice (at Siena, 1/16/20)  
Minutes: 28 vs. Dartmouth (12/1/19)

## 20 Nyala PENDERGRASS

Points: 4 vs. Army (12/13/19)  
Rebounds: 4 vs. Army (12/13/19)  
Assists: 2 vs. Army (12/13/19)  
Steals: 2 at Lafayette (11/26/19)  
Blocks:  
Minutes: 14 at Lafayette (11/26/19)

## 21 Christina KATSAMOURI

Points: 2, twice (vs. Iona, 1/25/20)  
Rebounds: 2, twice (vs. Iona, 1/25/20)  
Assists: 1, three times (at Fairfield, 1/23/20)  
Steals: 1 vs. Iona (1/25/20)  
Blocks:  
Minutes: 7 at Marist (2/8/20)

## 22 Courtney WARLEY

Points: 23 at Canisius (2/20/20)  
Rebounds: 19 vs. Rider (2/15/20)  
Assists: 4, twice (at Quinnipiac, 1/11/20)  
Steals: 5, four times (vs. Siena, 2/6/20)  
Blocks: 4 vs. Saint Peter's (2/1/20)  
Minutes: 44 at Monmouth (12/17/19)

## 24 Tuuli MENNA

Points: 6 at Niagara (2/22/20)  
Rebounds: 8 at Marist (2/8/20)  
Assists: 2 vs. Quinnipiac (2/13/20)  
Steals: 2, three times (vs. Fairfield, 2/29/20)  
Blocks: 1 vs. Iona (1/25/20)  
Minutes: 31 vs. Fairfield (2/29/20)

## 25 Pamela MICEUS

Points: 10 at Niagara (2/22/20)  
Rebounds: 11 at Villanova (11/21/19)  
Assists: 4 at Niagara (2/22/20)  
Steals: 3 vs. Canisius (1/2/20)  
Blocks: 4, twice (at Canisius, 2/20/20)  
Minutes: 27, three times (at Canisius, 2/20/20)



## Individual Career History



### Gabby Cajou

			Total		3-Point		F-Throws		Rebounds											Scoring	
Season	gp-gs	min/avg	fg-fga	pct	fg-fga	pct	ft-fta	pct	off	def	tot	avg	pf	fo	ast	to	blk	stl	pts	avg	
2016-17	30-15	723/24.1	54-142	.380	11-50	.220	29-46	.630	17	42	59	2.0	65	1	67	73	5	34	148	4.9	
2017-18	31-1	915/29.5	100-210	.476	16-54	.296	34-48	.708	19	52	71	2.3	71	0	110	72	4	66	250	8.1	
2018-19	7-7	197/28.1	21-59	.356	2-18	.111	13-18	.722	6	13	19	2.7	13	0	21	14	2	17	57	8.1	
2019-20	27-19	719/26.6	97-210	.462	15-45	.333	34-50	.680	24	38	62	2.3	58	0	92	65	4	41	243	9.0	
TOTAL	95-42	2554/26.9	272-621	.438	44-167	.263	110-162	.679	66	145	211	2.2	207	1	290	224	15	158	698	7.3	

### Julie Hoier

			Total		3-Point		F-Throws		Rebounds											Scoring	
Season	gp-gs	min/avg	fg-fga	pct	fg-fga	pct	ft-fta	pct	off	def	tot	avg	pf	fo	ast	to	blk	stl	pts	avg	
2016-17	19-12	353/18.6	21-59	.356	6-20	.300	11-18	.611	15	39	54	2.8	36	0	22	25	7	5	59	3.1	
2017-18	21-0	125/6.0	3-18	.167	1-10	.100	2-4	.500	7	13	20	1.0	10	0	2	11	4	2	9	0.4	
2018-19	31-4	651/21.0	54-143	.378	3-25	.120	34-53	.642	52	109	161	5.2	43	0	36	52	20	11	145	4.7	
2019-20	27-20	776/28.7	86-185	.465	14-53	.264	29-45	.644	50	128	178	6.6	62	1	55	71	11	14	215	8.0	
TOTAL	98-36	1905/19.4	164-405	.405	24-108	.222	76-120	.633	124	289	413	4.2	151	1	115	159	42	32	428	4.4	

### Christina Katsamouri

			Total		3-Point		F-Throws		Rebounds											Scoring	
Season	gp-gs	min/avg	fg-fga	pct	fg-fga	pct	ft-fta	pct	off	def	tot	avg	pf	fo	ast	to	blk	stl	pts	avg	
2019-20	15-0	34/2.3	2-9	.222	0-4	.000	0-0	.000	4	3	7	0.5	4	0	3	2	0	1	4	0.3	
TOTAL	15-0	34/2.3	2-9	.222	0-4	.000	0-0	.000	4	3	7	0.5	4	0	3	2	0	1	4	0.3	

### Emily LaPointe

			Total		3-Point		F-Throws		Rebounds											Scoring	
Season	gp-gs	min/avg	fg-fga	pct	fg-fga	pct	ft-fta	pct	off	def	tot	avg	pf	fo	ast	to	blk	stl	pts	avg	
2019-20	27-24	830/30.7	113-336	.336	53-170	.312	53-72	.736	41	60	101	3.7	40	1	48	60	5	30	332	12.3	
TOTAL	27-24	830/30.7	113-336	.336	53-170	.312	53-72	.736	41	60	101	3.7	40	1	48	60	5	30	332	12.3	

### Sini Makela

			Total		3-Point		F-Throws		Rebounds										Scoring	
Season	gp-gs	min/avg	fg-fga	pct	fg-fga	pct	ft-fta	pct	off	def	tot	avg	pf	fo	ast	to	blk	stl	pts	avg
2017-18	31-11	364/11.7	19-86	.221	17-77	.221	2-2	1.000	0	38	38	1.2	22	0	15	14	2	7	57	1.8
2018-19	31-1	479/15.5	20-76	.263	13-53	.245	8-9	.889	3	50	53	1.7	25	0	20	23	6	16	61	2.0
2019-20	27-5	357/13.2	27-78	.346	10-39	.256	11-11	1.000	9	36	45	1.7	21	0	10	20	8	8	75	2.8
TOTAL	89-17	1200/13.5	66-240	.275	40-169	.237	21-22	.955	12	124	136	1.5	68	0	45	57	16	31	193	2.2

### Tuuli Menna

			Total		3-Point		F-Throws		Rebounds											Scoring	
Season	gp-gs	min/avg	fg-fga	pct	fg-fga	pct	ft-fta	pct	off	def	tot	avg	pf	fo	ast	to	blk	stl	pts	avg	
2018-19	27-11	369/13.7	26-84	.310	1-8	.125	10-14	.714	38	45	83	3.1	47	2	12	27	3	9	63	2.3	
2019-20	17-2	153/9.0	12-27	.444	1-4	.250	7-9	.778	11	25	36	2.1	14	0	6	5	1	8	32	1.9	
TOTAL	44-13	522/11.9	38-111	.342	2-12	.167	17-23	.739	49	70	119	2.7	61	2	18	32	4	17	95	2.2	

### Pamela Miceus

			Total		3-Point		F-Throws		Rebounds											Scoring	
Season	gp-gs	min/avg	fg-fga	pct	fg-fga	pct	ft-fta	pct	off	def	tot	avg	pf	fo	ast	to	blk	stl	pts	avg	
2017-18	5-0	4/0.8	1-1	1.000	0-0	.000	0-0	.000	0	2	2	0.4	0	0	0	1	1	0	2	0.4	
2018-19	30-17	410/13.7	43-104	.413	0-0	.000	8-14	.571	40	67	107	3.6	55	1	17	22	27	13	94	3.1	
2019-20	27-12	519/19.2	43-131	.328	0-1	.000	10-16	.625	47	59	106	3.9	48	0	40	33	38	18	96	3.6	
TOTAL	62-29	933/15.0	87-236	.369	0-1	.000	18-30	.600	87	128	215	3.5	103	1	57	56	66	31	192	3.1	



## Individual Career History



### Lizahya Morgan

			Total		3-Point		F-Throws		Rebounds										Scoring	
Season	gp-gs	min/avg	fg-fga	pct	fg-fga	pct	ft-fta	pct	off	def	tot	avg	pf	fo	ast	to	blk	stl	pts	avg
2017-18	23-12	301/13.1	27-87	.310	9-37	.243	5-9	.556	8	21	29	1.3	26	0	34	41	0	14	68	3.0
2018-19	31-10	517/16.7	44-173	.254	24-79	.304	14-25	.560	16	23	39	1.3	45	0	39	65	0	29	126	4.1
2019-20	27-0	365/13.5	49-171	.287	30-89	.337	11-15	.733	7	29	36	1.3	37	0	28	31	0	28	139	5.1
TOTAL	81-22	1183/14.6	120-431	.278	63-205	.307	30-49	.612	31	73	104	1.3	108	0	101	137	0	71	333	4.1

### Nyala Pendergrass

			Total		3-Point		F-Throws		Rebounds											Scoring	
Season	gp-gs	min/avg	fg-fga	pct	fg-fga	pct	ft-fta	pct	off	def	tot	avg	pf	fo	ast	to	blk	stl	pts	avg	
2017-18	17-0	48/2.8	2-9	.222	0-0	.000	0-0	.000	2	5	7	0.4	3	0	0	6	0	0	4	0.2	
2018-19	20-0	59/3.0	2-10	.200	0-2	.000	1-2	.500	3	4	7	0.4	4	0	2	3	0	2	5	0.3	
2019-20	21-0	91/4.3	4-16	.250	0-5	.000	0-0	.000	6	9	15	0.7	8	0	3	2	0	2	8	0.4	
TOTAL	58-0	198/3.4	8-35	.229	0-7	.000	1-2	.500	11	18	29	0.5	15	0	5	11	0	4	17	0.3	

### Kania Pollock

			Total		3-Point		F-Throws		Rebounds											Scoring	
Season	gp-gs	min/avg	fg-fga	pct	fg-fga	pct	ft-fta	pct	off	def	tot	avg	pf	fo	ast	to	blk	stl	pts	avg	
2018-19	31-7	525/16.9	75-231	.325	12-61	.197	27-53	.509	14	62	76	2.5	54	2	30	67	4	18	189	6.1	
2019-20	11-0	62/5.6	9-34	.265	1-9	.111	3-3	1.000	4	6	10	0.9	5	0	8	8	0	3	22	2.0	
TOTAL	42-7	587/14.0	84-265	.317	13-70	.186	30-56	.536	18	68	86	2.0	59	2	38	75	4	21	211	5.0	

### Lynette Taitt

			Total		3-Point		F-Throws		Rebounds											Scoring	
Season	gp-gs	min/avg	fg-fga	pct	fg-fga	pct	ft-fta	pct	off	def	tot	avg	pf	fo	ast	to	blk	stl	pts	avg	
2017-18	24-14	276/11.5	21-58	.362	5-12	.417	0-2	.000	13	26	39	1.6	39	0	16	26	2	16	47	2.0	
2018-19	28-19	695/24.8	94-239	.393	5-27	.185	40-59	.678	33	71	104	3.7	64	1	72	74	5	52	233	8.3	
2019-20	9-7	230/25.6	25-79	.316	0-5	.000	6-11	.545	12	29	41	4.6	22	0	23	22	3	21	56	6.2	
TOTAL	61-40	1201/19.7	140-376	.372	10-44	.227	46-72	.639	58	126	184	3.0	125	1	111	122	10	89	336	5.5	

### Courtney Warley

			Total		3-Point		F-Throws		Rebounds											Scoring	
Season	gp-gs	min/avg	fg-fga	pct	fg-fga	pct	ft-fta	pct	off	def	tot	avg	pf	fo	ast	to	blk	stl	pts	avg	
2017-18	31-21	692/22.3	42-98	.429	0-1	.000	37-53	.698	54	89	143	4.6	71	1	23	43	29	21	121	3.9	
2018-19	31-31	998/32.2	104-239	.435	2-5	.400	56-91	.615	120	162	282	9.1	85	3	40	59	55	64	266	8.6	
2019-20	27-27	934/34.6	130-265	.491	0-10	.000	46-74	.622	65	172	237	8.8	62	2	51	47	21	66	306	11.3	
TOTAL	89-79	2624/29.5	276-602	.458	2-16	.125	139-218	.638	239	423	662	7.4	218	6	114	149	105	151	693	7.8	

### Sydney Watkins

			Total		3-Point		F-Throws		Rebounds											Scoring	
Season	gp-gs	min/avg	fg-fga	pct	fg-fga	pct	ft-fta	pct	off	def	tot	avg	pf	fo	ast	to	blk	stl	pts	avg	
2018-19	25-19	581/23.2	55-173	.318	44-139	.317	1-2	.500	4	34	38	1.5	27	0	11	23	1	10	155	6.2	
2019-20	27-19	380/14.1	46-144	.319	39-120	.325	3-4	.750	1	23	24	0.9	27	1	8	14	2	5	134	5.0	
TOTAL	52-38	961/18.5	101-317	.319	83-259	.320	4-6	.667	5	57	62	1.2	54	1	19	37	3	15	289	5.6	



# Career Highs

## 0 Kania POLLOCK

Points: 20 vs. Rider (1/20/19)  
Rebounds: 8 vs. Canisius (3/2/19)  
Assists: 4, twice (vs. Saint Peter's, 3/7/19)  
Steals: 3 vs. Saint Peter's (2/24/19)  
Blocks: 1, four times (vs. Saint Peter's, 3/7/19)  
Minutes: 32, vs. Marist (3/9/19)

## 2 Gabby CAJOU

Points: 28 vs. LIU Brooklyn (11/6/18)  
Rebounds: 7 vs. Rider (2/25/18)  
Assists: 11 vs. Niagara (2/8/18)  
Steals: 7 vs. Monmouth (1/28/18)  
Blocks: 2 at Rider (1/26/17)  
Minutes: 42 at Monmouth (12/17/19)

## 5 Lynette TAITT

Points: 20 at Marist (1/27/19)  
Rebounds: 8, twice (at Stony Brook, 11/8/19)  
Assists: 6, three times (at Saint Peter's, 2/9/19)  
Steals: 6 vs. Saint Peter's (2/24/19)  
Blocks: 2 at Canisius (1/3/19)  
Minutes: 36, three times (at Rider, 2/17/19)

## 10 Sini MÄKELÄ

Points: 15 vs. Quinnipiac (2/13/20)  
Rebounds: 7 vs. Fairfield (2/10/18)  
Assists: 3 at Monmouth (2/12/18)  
Steals: 3 vs. St. Francis Brooklyn (11/10/18)  
Blocks: 3 vs. Saint Peter's (2/1/20)  
Minutes: 29 vs. Saint Peter's (3/7/19)

## 11 Emily LAPOINTE

Points: 25 vs. Canisius (1/2/20)  
Rebounds: 9 at Lafayette (11/26/19)  
Assists: 5 vs. Niagara (1/4/20)  
Steals: 4, twice (vs. Canisius, 1/2/20)  
Blocks: 1, four times (vs. Saint Peter's, 2/1/20)  
Minutes: 41 at Lafayette (11/26/19)

## 12 Julie HØIER

Points: 16, twice (at Canisius, 2/20/20)  
Rebounds: 12, twice (vs. Siena, 2/6/20)  
Assists: 6, twice (at Quinnipiac, 1/11/20)  
Steals: 3 at Nebraska (12/22/19)  
Blocks: 4 vs. Niagara (1/24/19)  
Minutes: 39 at Canisius (2/20/20)

## 13 Lizahya MORGAN

Points: 16 at Siena (1/16/20)  
Rebounds: 6 vs. Wright State (12/9/18)  
Assists: 5 vs. Saint Peter's (12/28/17)  
Steals: 6 vs. LIU Brooklyn (11/6/18)  
Blocks:  
Minutes: 39 at Siena (1/11/19)

## 15 Sydney WATKINS

Points: 20 vs. Dartmouth (12/1/19)  
Rebounds: 5 vs. Saint Peter's (2/1/20)  
Assists: 2, three times (at Fairfield, 1/23/20)  
Steals: 3 at Saint Peter's (2/9/19)  
Blocks: 1, three times (at Siena, 1/16/20)  
Minutes: 37 at Siena (1/11/19)

## 20 Nyala PENDERGRASS

Points: 4 vs. Army (12/13/19)  
Rebounds: 4 vs. Army (12/13/19)  
Assists: 2 vs. Army (12/13/19)  
Steals: 2 at Lafayette (11/26/19)  
Blocks:  
Minutes: 16 vs. Stony Brook (11/17/18)

## 21 Christina KATSAMOURI

Points: 2, twice (vs. Iona, 1/25/20)  
Rebounds: 2, twice (vs. Iona, 1/25/20)  
Assists: 1, three times (at Fairfield, 1/23/20)  
Steals: 1 vs. Iona (1/25/20)  
Blocks:  
Minutes: 7 at Marist (2/8/20)

## 22 Courtney WARLEY

Points: 23 at Canisius (2/20/20)  
Rebounds: 19 vs. Rider (2/15/20)  
Assists: 4, twice (at Quinnipiac, 1/11/20)  
Steals: 7 at Iona (2/22/19)  
Blocks: 6 vs. Niagara (1/24/19)  
Minutes: 44 at Monmouth (12/17/19)

## 24 Tuuli MENNA

Points: 11 vs. Wright State (12/9/18)  
Rebounds: 13 at Niagara (1/5/19)  
Assists: 3 vs. Wright State (12/9/18)  
Steals: 2, five times (vs. Fairfield, 2/29/20)  
Blocks: 3 at UAlbany (11/14/18)  
Minutes: 37 vs. Detroit Mercy (11/14/18)

## 25 Pamela MICEUS

Points: 10, twice (at Niagara, 2/22/20)  
Rebounds: 11 at Villanova (11/21/19)  
Assists: 4 at Niagara (2/22/20)  
Steals: 3 vs. Canisius (1/2/20)  
Blocks: 4, twice (at Canisius, 2/20/20)  
Minutes: 27, three times (at Canisius, 2/20/20)

# 2019-20 Team Highs & Lows

## MANHATTAN TEAM GAME HIGHS

POINTS	86	ARMY WEST POINT (12/13/19)
	85	at Saint Peter's (01/09/20)
	80	at Siena (01/16/20)
	77	QUINNIPIAC (02/13/20)
	75	at Niagara (02/22/20)
FIELD GOALS MADE	37	ARMY WEST POINT (12/13/19)
	34	at Saint Peter's (01/09/20)
FIELD GOAL ATTEMPTS	79	SAINT PETER'S (02/01/20)
	78	ARMY WEST POINT (12/13/19)
FIELD GOAL PERCENTAGE	.557	34-61 at Saint Peter's (01/09/20)
	.552	32-58 at Siena (01/16/20)
3 PT FIELD GOALS MADE	10	DARTMOUTH (12/01/19)
	9	MARIST (01/18/20)
	9	at Siena (01/16/20)
	9	at Saint Peter's (01/09/20)
	9	NIAGARA (01/04/20)
	9	at Nebraska (12/22/19)
3 PT FG ATTEMPTS	30	CANISIUS (01/02/20)
	29	at Nebraska (12/22/19)
3 PT FG PERCENTAGE	.556	5-9 at Niagara (02/22/20)
	.500	9-18 at Siena (01/16/20)
	.500	8-16 QUINNIPIAC (02/13/20)
FREE THROWS MADE	18	at Fairleigh Dickinson (11/16/19)
	14	DARTMOUTH (12/01/19)
FREE THROW ATTEMPTS	22	at Fairleigh Dickinson (11/16/19)
	21	at Quinnipiac (01/11/20)
	21	at Lafayette (11/26/19)
FREE THROW PERCENTAGE	1.000	8-8 RIDER (02/15/20)
	.929	13-14 QUINNIPIAC (02/13/20)
REBOUNDS	58	SAINT PETER'S (02/01/20)
	48	at Niagara (02/22/20)
ASSISTS	24	at Saint Peter's (01/09/20)
	24	NIAGARA (01/04/20)
STEALS	15	SIENA (02/06/20)
	14	IONA (01/25/20)
	14	CANISIUS (01/02/20)
BLOCKED SHOTS	10	SAINT PETER'S (02/01/20)
	6	at Niagara (02/22/20)
	6	IONA (01/25/20)
	6	at Siena (01/16/20)
TURNOVERS	22	SIENA (02/06/20)
	22	IONA (01/25/20)
	22	at Stony Brook (11/08/19)
FOULS	26	DUQUESNE (11/10/19)
	23	at Quinnipiac (01/11/20)

## MANHATTAN TEAM GAME LOWS

POINTS	45	FORDHAM (12/05/19)
	47	at Fairfield (01/23/20)
	49	SIENA (02/06/20)
	50	RIDER (02/15/20)
	51	at Villanova (11/21/19)
	51	at Nebraska (12/22/19)
	51	FAIRFIELD (02/29/20)
FIELD GOALS MADE	17	FORDHAM (12/05/19)
	18	at Lafayette (11/26/19)
	18	RIDER (02/15/20)
FIELD GOAL ATTEMPTS	48	DARTMOUTH (12/01/19)
	49	FAIRFIELD (02/29/20)
FIELD GOAL PERCENTAGE	.274	17-62 FORDHAM (12/05/19)
	.294	20-68 at Fairleigh Dickinson (11/16/19)
3 PT FIELD GOALS MADE	1	at Canisius (02/20/20)
	2	FAIRFIELD (02/29/20)
3 PT FG ATTEMPTS	9	at Niagara (02/22/20)
	10	FAIRFIELD (02/29/20)
3 PT FG PERCENTAGE	.077	1-13 at Canisius (02/20/20)
	.154	4-26 at Rider (01/30/20)
FREE THROWS MADE	1	NIAGARA (01/04/20)
	1	at Fairfield (01/23/20)
FREE THROW ATTEMPTS	2	at Fairfield (01/23/20)
	3	NIAGARA (01/04/20)
FREE THROW PERCENTAGE	.286	6-21 at Quinnipiac (01/11/20)
	.333	1-3 NIAGARA (01/04/20)
REBOUNDS	27	at Stony Brook (11/08/19)
	28	at Rider (01/30/20)
ASSISTS	7	at Rider (01/30/20)
	8	at Marist (02/08/20)
STEALS	5	at Fairfield (01/23/20)
	6	DUQUESNE (11/10/19)
	6	at Rider (01/30/20)
	6	at Marist (02/08/20)
	6	RIDER (02/15/20)
BLOCKED SHOTS	0	at Quinnipiac (01/11/20)
	0	at Fairfield (01/23/20)
TURNOVERS	7	FORDHAM (12/05/19)
	8	at Fairleigh Dickinson (11/16/19)
	8	ARMY WEST POINT (12/13/19)
FOULS	8	at Stony Brook (11/08/19)
	8	at Canisius (02/20/20)



## 2019-20 Manhattan College Women's Basketball Roster

No.	Name	Pos.	Ht.	Yr.	Hometown/Last School
0	Kania Pollock	G	5-8	So.	Queens, NY/The Mary Louis Academy
1	D'yona Davis	G	5-7	So.	Bronx, NY/Truman
2	Gabby Cajou	G	5-4	Sr.	Stony Point, NY/North Rockland
4	Emma Bedeker	G	5-5	Sr.	Ottawa, IL/Ottawa Township
5	Lynette Taitt	G	5-5	Jr.	Bronx, NY/Bishop Loughlin
10	Sini Mäkelä	G	5-8	Jr.	Helsinki, Finland/Mäkelänrinne Sports High
11	Emily LaPointe	G	5-10	Fr.	Staten Island, NY/Staten Island Academy
12	Julie Høier	F	6-2	Sr.	Aabyoej, Denmark/Marselisborg Gymnasium
13	Lizahya Morgan	G	5-3	Jr.	East Hartford, CT/Capital Preparatory Magnet
15	Sydney Watkins	G	5-8	So.	Wanaque, NJ/Saddle River Day
20	Nyala Pendergrass	G/F	5-9	Jr.	Jackson, NJ/St. Rose
21	Christina Katsamouri	G/F	6-0	Fr.	Thessaloniki, Greece/Hellenic College of Thessaloniki
22	Courtney Warley	C	6-3	Jr.	West Chester, PA/Bishop Shanahan
24	Tuuli Menna	F	6-1	Sr.	Helsinki, Finland/Richmond
25	Pamela Miceus	F	6-1	Sr.	Haverstraw, NY/North Rockland

### Head Coach

Heather Vulin (Minnesota-Morris, 1999) - Fourth Year

### Assistant Coaches

Allie Bassetti (Rowan, 2013) - Fourth Year

Callan Taylor (Sacred Heart, 2012) - Fourth Year

Rena Wakama (Western Carolina, 2014) - Third Year

### Director Of Basketball Operations

Kiki Griffin (Davidson, 2018) - First Year

### Special Assistant to the Head Coach

Gabriel Gamarra (Manhattan, 2019) - First Year

### Pronunciation Guide:

Kania Pollock - Kenya POE-lock

D'yona Davis - DEE-yona (Also called DeeDee)

Gabby Cajou - Cah-JOO

Emma Bedeker - Bed-uh-cur

Sini Makela - SEE-knee MOC-ah-lah

Emily LaPointe - LUH-point

Julie Hoier - Hoyer

Lizahya Morgan - Liz-A-uh

Christina Katsamouri - Cats-uh-MAURY

Nyala Pendergrass - Nye-AL-uh

Tuuli Menna - Two-lee

Pamela Miceus - Mah-see-us

Heather Vulin - VOO-lynn