

# FAIRFIELD



Assistant Director of Communications - Video (WBB Contact): Ivey Speight | Cell: 203-912-2032 | Email: ispeight@fairfield.edu  
Website: FairfieldStags.com | Twitter: @StagsWBBall | Instagram: @FairfieldWBB | Facebook: @FairfieldWomensBasketball

## Game 12

February 17, 2021 • 4:00 p.m. • New Rochelle, N.Y. • Hynes Athletic Center (2,578)

<b>Fairfield Stags</b> <b>7-4, 6-3 MAAC</b> <b>Head Coach:</b> Joe Frager <b>Record at Fairfield:</b> 236-183 (14th) <b>Career Record:</b> 425-266 (23rd) <b>Top Scorer:</b> Lou Lopez-Senechal (17.4 ppg) <b>Top Rebounder:</b> Katie Armstrong (6.4 rpg)	 <b>VS</b> 	<b>Iona Gaels</b> <b>4-7, 3-5 MAAC</b> <b>Head Coach:</b> Billi Chambers <b>Record at Iona:</b> 102-128 (Eighth) <b>Career Record:</b> Same <b>Top Scorer:</b> Juana Camillion (11.7 ppg) <b>Top Rebounder:</b> Paulia Weekes (5.5 rpg)
--	--	---

### 2020-21 SCHEDULE

OVERALL: 7-4 MAAC: 6-3  
HOME: 2-2 AWAY: 5-2 NEUTRAL: 0-0

#### NOVEMBER

Sat. 28 Sacred Heart Canceled  
Mon. 30 at Seton Hall Canceled

#### DECEMBER

Thu. 4 UMass L, 71-50  
Sun. 6 at Hofstra W, 75-55  
Fri. 11 at Siena\* W, 68-56  
Sat. 12 at Siena\* W, 76-44

#### JANUARY

Fri. 2 at Rider\* W, 70-59  
Sat. 3 at Rider\* W, 66-45  
Fri. 15 Marist\* L, 56-38  
Sat. 16 Marist\* W, 61-58

#### FEBRUARY

Mon. 8 Saint Peter's\* W, 67-61  
Fri. 12 at Quinnipiac\* L, 67-55  
Sat. 13 at Quinnipiac\* L, 60-44  
Wed. 17 at Iona\* 4:00 PM  
Sat. 20 Monmouth\* 12:00 PM  
Sun. 21 Monmouth\* 2:00 PM  
Sat. 27 Manhattan\* 2:00 PM  
Sun. 28 Manhattan\* 2:00 PM

#### MARCH

9-13 MAAC Championships TBA  
at Atlantic City, N.J.

\*- MAAC Game

### Game Information

Promotions: N/A  
Live Stats: ICGaels.com

Watch On: ESPN3/+

### Series History

Fairfield Record:.....61-30  
At Home:.....26-10  
On Road:.....22-14  
At Neutral Site:.....4-4  
Frager Era:.....16-13  
First Meeting:.....1974  
Current Streak:.....Fairfield loss 1

#### Last Five Meetings:

Date	Result	Location
2/15/20	L, 59-52	Fairfield
1/18/20	W, 52-40	New Rochelle
2/24/19	W, 67-56	Fairfield
1/24/19	W, 55-42	New Rochelle
2/25/18	W, 59-39	Fairfield

### Projected Starters



#### 22 • RACHEL HAKES

6-0 • G • Jr. • Woodbury, Minn.

PPG	RBD	AST	BLK	STL	FG%	3FG%	FT%
6.1	3.9	7.1	0.1	1.3	.561	.533	.722

NOTABLES: Third in NCAA in assists per game (7.1)...First career double-double at Hofstra...Three games with 10+ assists...Team tri-captain.



#### 30 • SAM LEWIS

5-11 • G • Gr. • Elkridge, Md.

PPG	RBD	AST	BLK	STL	FG%	3FG%	FT%
9.6	2.9	1.1	0.5	0.7	.463	.459	1.000

NOTABLES: MAAC Player of the Week (12/14)...Fairfield single game record 39 pts at Siena (12/12)...FFD and MAAC record 11 3pters at Siena (12/12)



#### 11 • LOU LOPEZ-SENECHAL

6-1 • F • Jr. • Grenoble, France

PPG	RBD	AST	BLK	STL	FG%	3FG%	FT%
17.4	3.6	1.5	0.7	0.6	.436	.443	.800

NOTABLES: Hit 100th career 3-pointer and recorded 100th assist vs SPU...2X MAAC Player of the Week (12/7, 1/5)...MAAC Scoring Leader (17.4 per game)



#### 15 • KATIE ARMSTRONG

6-2 • G/F • Gr. • Collegeville, Pa.

PPG	RBD	AST	BLK	STL	FG%	3FG%	FT%
11.9	6.4	1.4	1.3	1.3	.411	.367	.560

NOTABLES: Had 10 rebounds in the finale at Quinnipiac...Preseason All-MAAC First Team...Reached double figures in eight games.



#### 41 • ANDREA HERNANGOMEZ


6-1 • F • Jr. • Madrid, Spain

PPG	RBD	AST	BLK	STL	FG%	3FG%	FT%
4.6	4.2	0.8	0.5	0.9	.382	.300	.500

NOTABLES: Made first start of the season on Saturday afternoon...Averaging 6.8 points and 6.0 rebounds last two games.

HEAD  
COACH

JOE  
FRAGER



14th SEASON AT FAIRFIELD | 23rd SEASON OVERALL

CAREER RECORD School (Seasons)	OVERALL			CONFERENCE		
	W	L	%	W	L	%
SCSU (9)	189	83	.696	119	69	.633
Fairfield (12)	236	183	.563	157	96	.621
OVERALL (21)	425	266	.615	276	165	.626

YEAR-BY-YEAR RECORD

	CONFERENCE		POSTSEASON
	W-L	W-L	
SOUTHERN CONNECTICUT STATE			
1998-99	18-11	9-9	ECAC Tournament
1999-00	17-11	8-8	
2000-01	10-17	7-15	
2001-02	15-12	11-11	
2002-03	22-10	14-8	NCAA Regionals
2003-04	19-10	13-9	
2004-05	25-6	18-4	NCAA Regionals
2005-06	29-4	19-3	NCAA Regionals
2006-07	34-2	20-2	NCAA Championship
FAIRFIELD			
2007-08	22-9	11-7	
2008-09	18-13	12-6	
2009-10	20-14	11-7	WBI Second Round
2010-11	17-13	10-8	
2011-12	24-9	15-3	WNIT
2012-13	18-14	11-7	WBI Second Round
2013-14	22-11	15-5	WBI Semifinals
2014-15	15-16	13-7	
2015-16	16-15	11-9	WBI
2016-17	17-14	13-7	
2017-18	13-17	10-8	
2018-19	11-20	7-11	
2019-20	16-14	12-8	
2020-21	7-4	6-3	

CAREER MILESTONE WINS

#	TEAM	OPPONENT (DATE)	SCORE
1	SCSU	Molloy (11-18-98)	83-53
50	SCSU	NYIT (1-4-02)	81-67
100	SCSU	Le Moyne (2-24-04)	65-31
150	SCSU	St. Michael's (2-18-06)	50-34
200	Fairfield	Niagara (1-12-08)	81-65
250	Fairfield	Quinnipiac (11-12-10)	65-48
300	Fairfield	Iona (1-18-13)	60-54
350	Fairfield	Harvard (12-28-15)	67-50
400	Fairfield	Saint Peter's (2-22-19)	69-61

NUMERICAL ROSTER

#	NAME	POS	HT.	CLASS	HOMETOWN	HIGH SCHOOL (PREVIOUS)
2	Mimi Rubino	G	5-7	Fr.	Pequannock, N.J.	Morris Catholic
3	Janelle Brown	G	5-6	Fr.	Middle Island, N.Y.	Longwood
11	Lou Lopez-Senechal	F	6-1	Jr.	Grenoble, France	NABA Academy
12	Eden Nibbelink	G/F	6-2	Sr.	Winona, Minn.	Winona
15	Katie Armstrong	G/F	6-2	Gr.	Collegeville, Pa.	Perikomen Valley (Saint Joseph's)
22	Rachel Hakes	G	6-0	Jr.	Woodbury, Minn.	Woodbury
23	Callie Cavanaugh	F	6-1	R-Jr.	Holyoke, Mass.	Holyoke (Florida International)
25	Mackenzie Daleba	F	5-11	Fr.	Dorchester, Mass.	Cathedral
30	Sam Lewis	G	5-11	Gr.	Elkridge, Md.	Howard
31	Meagan Morelli	F	5-10	Sr.	Nashua, N.H.	Bishop Guertin
32	Jazmine Carter	C	6-1	Jr.	Sicklerville, N.J.	Timber Creek
34	Dayna Tirado	F	6-1	Fr.	Closter, N.J.	Northern Valley Demarest
40	Molly Bauer	F	6-4	Sr.	Connellsville, Pa.	Connellsville
41	Andrea Hernangomez	F	6-1	Jr.	Madrid, Spain	Carmen Conde
42	MacKenzie Martin	G	5-10	So.	Syracuse, N.Y.	Westhill

ALPHABETICAL ROSTER

15	Katie Armstrong	G/F	6-2	Gr.	Collegeville, Pa.	Perikomen Valley (Saint Joseph's)
40	Molly Bauer	F	6-4	Sr.	Connellsville, Pa.	Connellsville
3	Janelle Brown	G	5-6	Fr.	Middle Island, N.Y.	Longwood
32	Jazmine Carter	C	6-1	Jr.	Sicklerville, N.J.	Timber Creek
23	Callie Cavanaugh	F	6-1	R-Jr.	Holyoke, Mass.	Holyoke (Florida International)
25	Mackenzie Daleba	F	5-11	Fr.	Dorchester, Mass.	Cathedral
22	Rachel Hakes	G	6-0	Jr.	Woodbury, Minn.	Woodbury
41	Andrea Hernangomez	F	6-1	Jr.	Madrid, Spain	Carmen Conde
30	Sam Lewis	G	5-11	Gr.	Elkridge, Md.	Howard
11	Lou Lopez-Senechal	F	6-1	Jr.	Grenoble, France	NABA Academy
42	MacKenzie Martin	G	5-10	So.	Syracuse, N.Y.	Westhill
31	Meagan Morelli	F	5-10	Sr.	Nashua, N.H.	Bishop Guertin
12	Eden Nibbelink	G/F	6-2	Sr.	Winona, Minn.	Winona
2	Mimi Rubino	G	5-7	Fr.	Pequannock, N.J.	Morris Catholic
34	Dayna Tirado	F	6-1	Fr.	Closter, N.J.	Northern Valley Demarest

COACHING STAFF

Head Coach:	Joe Frager	14th Season (UConn '84)
Associate Head Coach:	Laura Scinto	14th Season (Bryant '89)
Assistant Coach:	David Jollon	Fifth Season (Thomas Edison State)
Assistant Coach:	Shireyl Moore	Third Season (Fairfield '09)
Director of Operations:	Casey Smith	Third Season (Fairfield '16)

SUPPORT STAFF

Athletic Director:	Paul Schlickmann
Athletic Trainer:	Kaila Harpin
Strength and Conditioning:	Jonathan Begley
Media Relations:	Ivey Speight

PRONUNCIATION GUIDE

Eden Nibbelink	Nib a link
Lou Lopez-Senechal	Sen-a-chaul



## MAAC STANDINGS

TEAM	MAAC			OVERALL		
	W	L	PCT	W	L	PCT
Marist	12	2	.857	14	2	.875
Quinnipiac	9	3	.750	11	5	.688
Manhattan	9	3	.750	10	6	.625
Fairfield	6	3	.667	7	4	.636
Saint Peter's	6	7	.462	7	12	.368
Rider	5	13	.278	6	17	.261
Iona	3	5	.375	4	7	.364
Siena	2	4	.333	2	4	.333
Niagara	2	4	.333	2	4	.333
Monmouth	2	7	.222	2	11	.154
Canisius	0	4	.000	0	5	.000

## MAAC SCHEDULE

### 17 (Wednesday)

Siena at Quinnipiac.....1:00 p.m.

### 19 (Friday)

Manhattan at Niagara.....4:00 p.m.

## FAIRFIELD QUICK FACTS

### School Information

Location	Fairfield, Conn.
Enrollment	5,138
President	Dr. Mark Nemec
Athletic Director	Paul Schlickmann
Founded	1942
Nickname/Mascot	Stags/Lucas
Colors	Cardinal Red
Affiliation	NCAA Division I
Conference	MAAC
Home Arena	Alumni Hall
Capacity	2,479

### Women's Basketball Information

Division I Seasons	40th (1981-82)
All-Time Record (Pct.)	669-507 (.569)
NCAA Appearances	Four
MAAC Regular Season Titles	Three
MAAC Tournament Titles	Three

### Team Information

2019-20 Record	16-14
2019-20 MAAC Record (Finish)	12-8 (Third)
2019-20 Home/Road/Neutral	10-4/5-10/1-0
Letterwinners Returning/Lost	11/4
Starters Returning/Lost	4/1
Newcomers	4

## Tale of the Tape

<b>F</b>	Statistic	<b>I</b>
7-4	Overall Record	4-7
6-3	Conference Record	3-5
60.9	Points Per Game	54.0
57.5	Opp. Points Per Game	56.5
.423	Field Goal Pct.	.377
.408	3-Pt Field Goal Pct.	.269
.669	Free Throw Pct.	.654
31.8	Rebounds Per Game	31.6
-4.9	Rebounding Margin	-6.0
14.2	Assists Per Game	12.3
7.3	Steals Per Game	9.2
4.1	Blocks Per Game	3.3
14.5	Turnovers Per Game	19.9
+0.6	Turnover Margin	+1.3

### IN CASE YOU MISSED IT

- The Stags were swept in their first series of the year, falling to Quinnipiac 67-55 and 60-44. With the setbacks, the Stags fall to 7-4 overall with a 6-3 mark in conference play.
- Lou Lopez-Senechal led the Stags, averaging 18.5 points while shooting 42 percent (15-for-36) during the series. Katie Armstrong followed with a 10.0 scoring average, including a double-digit rebounding game in the finale. She also swatted a career-high seven blocks, six in the first half, in the series opener.
- Rachel Hakes had her third double-digit assist game this season with 10 on Friday night.
- Andrea Hernangomez reached double figures with 11 points in the opener and was rewarded with her first career start in the finale. She grabbed eight rebounds in each contest.

### NEW LINEUP

- The Stags changed their starting lineup for the first time this season as Andrea Hernangomez checked into the Starting Five in the series finale.
- Hernangomez is averaging 6.8 points and 6.0 rebounds while shooting 46 percent (11-for-24) over the last four games.

### BLOCK PARTY

- Redshirt senior Katie Armstrong swatted a career-high seven blocks in Fairfield's loss at Quinnipiac on Friday night. Six of those seven blocks came in the first half. She had already tied her previous season-high with three blocks in the first 3:30 of the game.
- Her seven blocks was the most by a Stag since Stephanie Geehan swatted seven at Rider on Jan. 22, 2010. It also tied for the ninth most in a game in Stags history.
- It also ties for 18th among NCAA single game highs this year.

### SHOOTING THE THREE

- The Stags have been shooting the lights out in the early season from behind the 3-point arc, averaging 8.1 3-pointers made per game and a .408 shooting percentage. Both of those numbers lead the MAAC.
- The .408 3-point shooting percentage also ranks first in the country. The 8.1 long range makes per game sits 44th in the country.
- Individually, Sam Lewis is the MAAC leader with a 45.9 3-point shooting percentage. Lou Lopez-Senechal sits second in the MAAC with a 47.4 3-pointer shooting percentage.

## MISCELLANEOUS STATS

### GAMES STARTED

Player	20-21	Career	Streak
Katie Armstrong	11	72	72
Lou Lopez-Senechal	11	63	63
Rachel Hakes	11	43	40
Callie Cavanaugh	10	38	11
Sam Lewis	11	19	11
Andrea Hernangomez	1	2	1

### GAMES SCORED IN DOUBLE FIGURES

Player	20-21	Career
Katie Armstrong	8	50
Lou Lopez-Senechal	10	49
Callie Cavanaugh	2	16
Andrea Hernangomez	3	6
Rachel Hakes	2	5
Sam Lewis	2	5
Eden Nibbelink	1	2
Janelle Brown	1	1

### 20-POINT GAMES

Player	20-21	Career
Lou Lopez-Senechal	5	16
Katie Armstrong	-	6
Sam Lewis	2	2

### 10-REBOUND GAMES

Player	20-21	Career
Katie Armstrong	2	5
Lou Lopez-Senechal	-	4
Andrea Hernangomez	-	3
Callie Cavanaugh	-	1

### 10-ASSIST GAMES

Player	20-21	Career
Rachel Hakes	3	3

### DOUBLE-DOUBLES

Player	20-21	Career
Lou Lopez-Senechal	-	4
Katie Armstrong	1	2
Andrea Hernangomez	-	2
Rachel Hakes	1	1
Callie Cavanaugh	-	1

### WINNING THE OPENING TIP

Player	20-21	Career
Katie Armstrong	6	22

### 3-POINT PLAY CONVERSIONS

Player	20-21
Andrea Hernangomez	2-3
Katie Armstrong	3-6
Janelle Brown	1-1
Lou Lopez-Senechal	0-1
Rachel Hakes	0-1
Mackenzie Martin	0-1

**TOTAL**      **FFD 6-12 (.500)**      **OPP 5-7 (.714)**

### 4-POINT PLAY CONVERSIONS

Player	20-21
<b>TOTAL</b>	<b>FFD 0-0 (.000)      OPP 0-1 (.000)</b>

### CHARGES DRAWN

Player	20-21
Andrea Hernangomez	3
Lou Lopez-Senechal	3
Callie Cavanaugh	3
Mackenzie Martin	1

## THE LOU CORNER

- Lou Lopez-Senechal enters play as the MAAC scoring leader at 17.4 points per game. She also ranks in the top-5 in 3-point percentage (.443) and fourth in free throw percentage (.800).
- She is closing in on becoming the 32nd member of the Fairfield 1,000 point club needing just 85 points for that milestone.
- Over her career, Lopez-Senechal already ranks 15th all-time in 3-pointers made with 106.

## HAKES MAKES THE GRADE

- Junior point guard Rachel Hakes is coming into the weekend series third in the nation in assists per game with 7.1. She trails Syracuse's Tiana Mangakahia (7.7) and South Florida's Elisa Pinzan (7.2).
- Her 13 assists at Rider was the most by any Stag since Marybeth Chartier recorded 13 helpers against Niagara on Feb. 10, 2002. She is tied for third in program history with those 13 assists.
- She has three double digit assist contests this season.

## KT

- Fairfield graduate student Katie Armstrong has also been a consistent force for the Stags this season, finishing in double figures in eight contests and shooting 50 percent or better in five.
- Armstrong, one of the team's three captains, ranks eighth in the MAAC in PPG (11.9), 13th in field goal pct. (.411), and 13th in rebounding (6.4).
- "KT" had a career-high 17 rebounds and her second career double-double in the loss to UMass. She is coming off her second double digit rebounding effort of the season at Quinnipiac.

## THE MAGIC NUMBER

- Seventy has been the magic number for the Stags over the last decade, holding a 37-1 record since the 2010-11 season when reaching that number.
- The lone loss for the Stags when they have reached that number came in the overtime loss to Furman, snapping a 28-game winning streak when they have reached 70.
- That streak in 2010-11 season started when Fairfield fell to Hofstra on Dec. 5, 2010

## STAGS TIED FOR SECOND

- The Stags were selected in a second place tie in the MAAC Preseason Poll, just one point shy of pre-season favorite Manhattan. Fairfield also finished second with four first place votes.
- Lou Lopez-Senechal was voted the MAAC Pre-season Player of the Year and Katie Armstrong was selected to the Preseason First Team.

### 2020-21 MAAC Preseason Poll

Manhattan	Rider
<b>Fairfield</b>	Monmouth
Quinnipiac	Saint Peter's
Marist	Niagara
Iona	Canisius
Siena	

## SUPERLATIVE TEAM STATS

### POINTS OFF TURNOVERS

TEAM	TOTAL	PER GAME
FFD	155	14.1
OPP	131	11.9

### SECOND CHANCE POINTS

TEAM	TOTAL	PER GAME
FFD	83	7.5
OPP	109	9.9

### POINTS IN THE PAINT

TEAM	TOTAL	PER GAME
FFD	202	18.4
OPP	252	22.9

### FAST BREAK POINTS

TEAM	TOTAL	PER GAME
FFD	51	4.6
OPP	64	5.8

### BENCH POINTS

TEAM	TOTAL	PER GAME
FFD	130	11.8
OPP	140	12.7

### POINTS ON FREE THROWS

TEAM	TOTAL	PER GAME
FFD	79	7.2
OPP	88	8.0

### POINTS FROM 3-POINTERS

TEAM	TOTAL	PER GAME
FFD	277	25.2
OPP	222	20.2

### POINTS FROM TWO POINTERS

TEAM	TOTAL	PER GAME
FFD	322	29.3
OPP	322	29.3

Overall	7-4
Home	2-2
Away	5-2
Neutral	0-0
Conference	6-3
Decided by 3 points or fewer	1-0
Decided by 4-6 points	1-0
Decided by 7-9 points	0-0
Decided by 10-19 points	2-3
Decided by 20 or more points	3-1
Out-rebounding opponent	2-1
Out-rebounded by opponent	5-3
Equals opponent's rebounds	0-0
Scoring first	2-1
Opponent scores first	5-3
Leading at half	5-0
Trailing at half	2-3
Tied at half	0-1
Regulation	7-4
Overtime	0-0
Leading FG%	7-1
Trailing FG%	0-3
Equals opponent FG%	0-0
FG% .500 and higher	2-0
FG% .400-.499	5-1
FG% .300-.399	0-0
FG% .299 and lower	0-3
Opponent FG% .500 and over	0-0
Opponent FG% .400-.499	1-3
Opponent FG% .300-.399	6-1
Opponent FG% .299 and lower	0-0
Leading FT%	3-2
Trailing FT%	3-2
Equals opponent FT%	1-0
Scoring 80-89 points	0-0
Scoring 70-79 points	3-0
Scoring 60-69 points	4-0
Scoring 50-59 points	0-2
Scoring fewer than 50 points	0-2
Opponent scores 80-89 points	0-0
Opponent scores 70-79 points	0-1
Opponent scores 60-69 points	1-2
Opponent scores 50-59 points	4-1
Opponent scores fewer than 50 points	2-0
Atlantic 10	0-1
Colonial Athletic Association	1-0
Northeast Conference	0-0
Patriot League	0-0
Facebook Live	0-0
Stags Sports Network	0-0
ESPN3	2-2
ESPN+	4-2
December	3-1
January	3-1
February	1-2
March	0-0
Sunday	2-0
Monday	1-0
Tuesday	0-0
Wednesday	0-0
Thursday	0-1
Friday	1-2
Saturday	3-

- The Stags will play 11 games on the George Bisacca Court at Alumni Hall this season, in what will be the final year at Alumni Hall.
- The Stags have used their home court to their advantage in their history, owning a 289-107 (.730) record all-time in the building. In the Joe Frager era, the Stags are 100-45 (.690). Fairfield went 10-4 at Alumni Hall last season and won as many as 13 during the 2013-14 season.

Year	Record	Year	Record
2020-21	2-2	2012-13	13-4
2019-20	10-4	2011-12	9-1
2018-19	4-7	2010-11	10-2
2017-18	8-4	2009-10	8-2
2016-17	8-3	2008-09	4-2
2015-16	7-6	2007-08	6-2
2014-15	5-4	<b>Total</b>	<b>100-45</b>
2013-14	7-2		

[illegible]



## The Last Time Fairfield...

### Won an overtime game

Dec. 6, 2019 - vs Hofstra W, 73-64

### Lost an overtime game

Feb. 18, 2020 - at Saint Peter's L, 66-63

### Played a double overtime game

Nov. 22, 2014 - vs Butler W, 81-77

### Scored 70-79 points

Jan. 2, 2021 - at Rider W, 70-59

### Allowed 70-79 points

Dec. 3, 2020 - vs UMass L, 71-50

### Scored 80 or more points

Jan. 23, 2020 - vs Manhattan W, 87-47

### Allowed 80 or more points

Jan. 3, 2019 - at Quinnipiac L, 81-36

### Scored less than 50 points

Feb. 13, 2021 - at Quinnipiac L, 60-44

### Allowed less than 50 points

Jan. 2, 2021 - at Rider W, 66-45

### Blocked 10 or more shots

Dec. 28, 2012 - at Saint Joseph's L, 51-38

### Had 10 or more steals

Feb. 8, 2021 - vs Saint Peter's (10)

### Had 20 or more assists

Jan. 2, 2021 - at Rider (20)

### Grabbed 50 or more rebounds

Feb. 18, 2020 - at Saint Peter's (55)

### Made 10+ 3-pointers

Jan. 2, 2021 - at Rider (10)

### Did not make a 3-Pointer

Dec. 22, 2019 - vs Brown L, 58-44

### Made 25+ free throws

Dec. 31, 2013 - at Niagara (29)

### Did not attempt a free throw

Mar. 1, 2013 - vs Loyola L, 56-48

### Did not make a free throw

Feb. 12, 2021 - at Quinnipiac L, 67-55

## The Last Time Fairfield Had...

### A player score 30 points

39, Sam Lewis at Siena (12/12/20)

### A player grab 20 rebounds

20, Khadidiatou Diouf vs Iona (2/24/19)

### A player record 10 assists

10, Rachel Hakes at Quinnipiac (2/12/21)

### A player with five steals

5, Casey Foley vs Canisius (2/7/19)

### A player with 5 or more 3-pointers

5, Lou Lopez-Senechal at Rider (1/2/21)

### A player with 10 steals

10, Christine Fryer vs George Mason  
(1/16/96)

### A player with 5 blocks

7, Katie Armstrong at Quinnipiac (2/12/21)

### A player made 10 or more free throws

10, Lou Lopez-Senechal at Quinnipiac  
(1/25/20)

### Two players record double-doubles

Khadidiatou Diouf, Lou Lopez-Senechal at  
Saint Peter's (2/22/19)

### Five players in double figures

Lopez-Senechal, Foley, Armstrong, Diouf,  
Kramer at Saint Peter's (2/22/19)

### A player who converted a 4-point play

Lou Lopez-Senechal at Niagara (2/6/20)

## BROWN OUT

• Fairfield freshman Janelle Brown has made an impact in the Fairfield lineup over the last four games, averaging 6.8 points, 3.8 rebounds, and 2.5 assists in 22.5 minutes.

• Brown had a career-high 11 points and three steals against Saint Peter's, including the game's final basket on a fast break layup after a steal.

## HISTORY

• Fairfield graduate senior Sam Lewis had the best game in the history of the Fairfield University Women's Basketball program as she set the school record with 39 points including a conference record 11 3-pointers in the win at Siena. Lewis went 11-for-13 from deep, also setting the program standard in 3pt percentage.

• For her history making performance, Lewis was named both the MAAC Player of the Week and the College Sports Madness National Mid-Major Player of the Week.

## TEAM RECORD SETTING

• The Stags set a program single game record with 17 3-pointers in their win over Hofstra, besting the previous mark of 13 which came against Canisius on Jan. 18, 2019.

• Five different Stags aided in the 3-point shooting barrage, led by six 3-pointers by Lou Lopez-Senechal. Senior guard Eden Nibbelink also had a big hand in the historic night as she swished through a career-high five 3-pointers leading to a personal best 15 points.

• As a team, the Stags shot 59 percent from deep going 17-for-29 from long range. That percentage marked the fourth best shooting night in program history.

## THE FRESHMEN

• Four freshmen will join the rotation in 2020-21 for the Stags in Mimi Rubino, Janelle Brown, Mackenzie Daleba, Dayna Tirado.

• Rubino, a guard out of Pequannock, N.J., was a 1,000 point scorer for Morris Catholic. She was an All-County First Team selection and led her squad to the Conference Championship.

• Brown, a point guard from Middle Island, N.Y., was the all-time leading scorer at Longwood High School and was named the 2020 Miss Suffolk Player of the Year by Newsday

• Daleba, a 5-11 forward from Dorchester, Mass., was a 1,000 point scorer and the Athlete of the Year at Cathedral. She was one of five Massachusetts players named

as a nominee for the McDonalds All-American game.

• Tirado averaged 20 points and 10 rebounds for Northern Valley Demarest out of Closter, N.J. She led the squad to the Long Classic Championship.

## FAMILY ACT

• Fairfield junior forward Andrea Hernangomez has grown up with basketball roots, with both of her brothers currently playing in the NBA.

• Her older brother Juan "Juancho" was a first-round selection (15th overall) by the Denver Nuggets and is now suiting up for the Minnesota Timberwolves

• Her other brother Willy was drafted by the Philadelphia 76ers before being traded to the New York Knicks, and currently plays for the Charlotte Hornets. Willy was named the NBA All-Rookie First Team as a member of the Knicks.

## In the National Rankings

Team	MAAC	NCAA	Number
Scoring Offense	3	241	60.9
Scoring Defense	5	34	57.5
Scoring Margin	3	130	+3.5
FG Pct.	1	94	42.3
FG Pct. Defense	7	82	37.9
3-pt FG Pct.	1	1	40.8
3-pt FG Pct. Def.	8	156	30.8
3-pt FG per game	1	44	8.1
FT Pct.	6	225	66.9
Rebound Offense	9	319	31.8
Rebound Margin	9	289	-4.9
Assists	2	99	14.2
Steals	8	202	7.3
Turnover Margin	6	142	+0.6
Turnovers	3	86	14.5
A-TO Ratio	2	87	0.98
Blocked Shots	5	70	4.1

### Rachel Hakes

Assists / Gm.	1	3	7.1
A-TO Ratio	2	20	2.79
Minutes / Gm.	7	123	34.5

### Lou Lopez-Senechal

3-Point FG Pct.	2	20	44.3
3-Point FG / Gm.	3	62	2.5
Points / Gm.	1	87	17.4
FT Pct.	4	131	80.0
FG Pct.	1	180	43.6

### Katie Armstrong

Points / Gm.	8	NR	11.9
Blocks / Gm.	7	138	1.3

### Sam Lewis

3-Point FG Pct.	1	10	45.9
3-Point FG / Gm.	1	50	2.6

## 2020-21 Individual Superlatives

Category	Fairfield	Opponent
Points in a Game	39, Sam Lewis, at Siena 12/12	26, Trinasia Kennedy, vs Marist 1/16
Points in a Half	20, (2H) Sam Lewis, at Siena 12/12	16, (1H) Trinasia Kennedy, vs Marist 1/16
Points in a Quarter	12, (2Q) Eden Nibbelink, at Hofstra 12/6	11, (3Q) Sydney Taylor, vs UMass 12/3
Field Goals Made	14, Sam Lewis, at Siena 12/12	8, Mikala Morris, at Quinnipiac 2/12
		8, Isis Young, at Siena 12/11
		8, Rayshel Brown, at Siena 12/12
		8, Sam Breen, vs UMass 12/3
Field Goals Attempted	18, Lou Lopez-Senechal, vs Marist 1/16	22, Isis Young, at Siena 12/11
FG Percentage (min. 5 made)	1.000 (6-6), Rachel Hakes, at Hofstra 12/6	.833 (5-6), Caitlin Weimar, vs Marist 1/15
3-Point FG Made	11, Sam Lewis, at Siena 12/12	5, Kendrea Williams, vs Saint Peter's 2/8
		5, Trinasia Kennedy, vs Marist 1/16
3-Point FG Attempted	13, Sam Lewis, at Siena 12/12	12, Makayla Firebaugh, at Rider 1/3
3-Point FG Percentage (min. 5 att.)	.846 (11-13), Sam Lewis, at Siena 12/12	.714 (5-7) Trinasia Kennedy, vs Marist 1/16
Free Throws Made	6, Lou Lopez-Senechal, at Siena 12/12	7, Trinasia Kennedy, vs Marist 1/16
Free Throws Attempted	7, Rachel Hakes, at Rider 1/3	10, Trinasia Kennedy, vs Marist 1/16
	7, Lou Lopez-Senechal, at Siena 12/12	
	7, Katie Armstrong, at Siena 12/11	
FT Percentage (min. 5 made)	.857 (6-7) Lou Lopez-Senechal, at Siena 12/12	.857 (6-7) JaKayla Brown, at Hofstra 12/6
Rebounds	17, Katie Armstrong, vs UMass 12/3	12, Mackenzie DeWees, at Quinnipiac 2/12
Assists	13, Rachel Hakes, at Rider 1/2	9, Destiny Philoxy, vs UMass 12/3
Steals	3, Janelle Brown, vs Saint Peter's 2/8	5, Mackenzie DeWees, at Quinnipiac 2/13
	3, Andrea Hernangomez, at Rider 1/2	
	3, Lou Lopez-Senechal, at Siena 12/12	
	3, Andrea Hernangomez, at Siena 12/12	
	3, Sam Lewis, vs UMass 12/3	
Blocks	7, Katie Armstrong, at Quinnipiac 2/12	3, Tobulayefa Watts, at Siena 12/11
Turnovers	6, Lou Lopez-Senechal, at Quinnipiac 2/13	8, Rayshel Brown, at Siena 12/12

## 2020-21 Team High/Low

Fairfield Highs	Fairfield Lows	Category	Opponent Lows	Opponent Highs
76, at Siena (12/12)	38, vs Marist (1/15)	<b>Points in a Game</b>	44, at Siena (12/12)	71, vs UMass (12/3)
42 (1H), at Hofstra (12/6)	17 (1H), at Quinnipiac (2/13)	<b>Points in a Half</b>	18, (1H), at Rider (1/3)	43 (2H), vs UMass (12/3)
	17 (1H), vs Marist (1/15)			
27 (2Q), at Rider (1/2)	6 (1Q), at Quinnipiac (2/13)	<b>Points in a Quarter</b>	7, (2Q), at Rider (1/3)	23 (4Q), at Quinnipiac (2/12)
	6 (1Q), vs Marist (1/15)			
28, at Siena (12/12)	14, vs Marist (1/15)	<b>Field Goals Made</b>	16, at Rider (1/3)	26, at Quinnipiac (2/12)
				26, vs UMass (12/3)
63, vs UMass (12/3)	49, vs Marist (1/15)	<b>Field Goals Attempted</b>	47, vs Marist (1/16)	64, at Quinnipiac (2/12)
.560, at Siena (12/12)	.270, vs UMass (12/3)	<b>FG Percentage</b>	.302, at Rider (1/3)	.473, vs UMass (12/3)
17, at Hofstra (12/6)	4, at Quinnipiac (2/13)	<b>3-Point FG Made</b>	3, at Hofstra (12/6)	11, at Rider (1/2)
	4, vs Marist (1/15)			
29, at Hofstra (12/6)	14, at Rider (1/3)	<b>3-Point FG Attempted</b>	12, at Hofstra (12/6)	31, at Rider (1/2)
.650, (13-20) at Siena (12/12)	.182 (4-22) at Quinnipiac (2/13)	<b>3-Point FG Percentage</b>	.185, at Rider (1/3)	.471 (8-17), vs Marist (1/16)
12, vs Saint Peter's (2/8)	0, at Quinnipiac (2/12)	<b>Free Throws Made</b>	2, vs Marist (1/15)	14, at Hofstra (12/6)
12, at Rider (1/3)				
17, at Rider (1/3)	1, at Quinnipiac (2/12)	<b>Free Throws Attempted</b>	2, vs Marist (1/15)	20, vs UMass (12/3)
.778 (7-9), vs UMass (12/3)	.000 (0-1), at Quinnipiac (2/12)	<b>FT Percentage</b>	.333 (3-9), at Siena (12/12)	1.000 (8-8), at Rider (1/3)
41, at Quinnipiac (2/13)	22, at Siena (12/12)	<b>Rebounds</b>	32, at Rider (1/2)	46, vs UMass (12/3)
22, at Siena (12/12)	6, at Quinnipiac (2/13)	<b>Assists</b>	4, at Siena (12/12)	19, at Quinnipiac (2/12)
22, at Hofstra (12/6)				
15, at Siena (12/12)	4, at Quinnipiac (2/13)	<b>Steals</b>	2, at Rider (1/3)	12, at Quinnipiac (2/13)
	4, at Quinnipiac (2/12)		2, at Siena (12/11)	
	4, at Siena (12/11)			
9, at Quinnipiac (2/12)	2, vs Marist (1/16)	<b>Blocked Shots</b>	0, vs Marist (1/16)	5, at Quinnipiac (2/13)
	2, at Rider (1/3)		0, vs Marist (1/15)	
	2, at Rider (1/2)		0, at Rider (1/2)	
26, at Quinnipiac (2/13)	6, at Siena (12/11)	<b>Turnovers</b>	6, at Siena (12/11)	25, at Siena (12/12)
18, vs Saint Peter's (2/8)	7, vs Marist (1/15)	<b>Fouls</b>	7, at Quinnipiac (2/12)	18, vs Saint Peter's (2/8)
18, at Hofstra (12/6)				18, at Hofstra (12/6)



# MIMI RUBINO

# #2

5-7 • Fr. • G • Pequannock, N.J. • Morris Catholic  
Major: Entrepreneurship

## SEASON HIGHS

Category	Season High
Points	-
Rebounds	1, at Rider (1/3)
Assists	-
Blocks	-
Steals	1, at Siena (12/12)
FG Made	-
FG Att	1, at Quinnipiac (2/13)
3PFG Made	-
3PFG Att	-
FT Made	-
FT Att	-

## CAREER HIGHS

Category	Career High
Points	-
Rebounds	1, at Rider (1/3/21)
Assists	-
Blocks	-
Steals	1, at Siena (12/12/20)
FG Made	-
FG Att	1, at Quinnipiac (2/13/21)
3PFG Made	-
3PFG Att	-
FT Made	-
FT Att	-

## STATISTICAL RANKINGS

Category	All Games
----------	-----------

## MISCELLANEOUS

Category	2020-21	Career
Double-doubles	-	-
Double-Figure points	-	-
Double-Figure rebounds	-	-
20-point games	-	-
Led team in scoring	-	-
Led team in rebounds	-	-
Led team in assists	-	-

## MIMI RUBINO'S 2020-21 GAME-BY-GAME STATISTICS

Opponent	Date	GS	MIN	FG-A	3FG-A	FT-A	Reb	A	TO	B	S	TP
UMass	12/3				DNP							
at Hofstra	12/6				DNP							
at Siena	12/11				DNP							
at Siena	12/12		3	0-0	0-0	0-0	0	0	0	0	1	0
at Rider	1/2		1	0-0	0-0	0-0	0	0	0	0	0	0
at Rider	1/3		3	0-0	0-0	0-0	1	0	0	0	0	0
Marist	1/15		1	0-0	0-0	0-0	0	0	0	0	0	0
Marist	1/16				DNP							
Saint Peter's	2/8				DNP							
at Quinnipiac	2/12				DNP							
at Quinnipiac	2/13		1	0-1	0-0	0-0	0	0	0	0	0	0
at Iona	2/17											
Monmouth	2/20											
Monmouth	2/21											
Manhattan	2/27											
Manhattan	2/28											

## Mimi Rubino's Career

Year	GP	GS	Min	Avg	FG-FGA	Pct	3FG-FGA	Pct	FT-FTA	Pct	REB	Avg	A	TO	Blk	Stl	Pts	Avg
2020-21	5	0	9	1.8	0-1	.000	0-0	.000	0-0	.000	1	0.2	0	0	0	1	0	0.0
<b>TOTAL</b>	<b>5</b>	<b>0</b>	<b>9</b>	<b>1.8</b>	<b>0-1</b>	<b>.000</b>	<b>0-0</b>	<b>.000</b>	<b>0-0</b>	<b>.000</b>	<b>1</b>	<b>0.2</b>	<b>0</b>	<b>0</b>	<b>0</b>	<b>1</b>	<b>0</b>	<b>0.0</b>





# JANELLE BROWN

# #3

5-6 • Fr. • G • Middle Island, N.Y. • Longwood  
Major: Undecided

## SEASON HIGHS

Category	Season High
Points	11, vs Saint Peter's (2/8)
Rebounds	6, at Quinnipiac (2/13)
Assists	4, vs Marist (1/16)
Blocks	-
Steals	3, vs Saint Peter's (2/8)
FG Made	4, 2X (vs Saint Peter's 2/8)
FG Att	8, vs Saint Peter's (2/8)
3PFG Made	1, 3X (at Quinnipiac 2/13)
3PFG Att	3, vs Saint Peter's (2/8)
FT Made	3, 2X (at Quinnipiac 2/13)
FT Att	5, vs Saint Peter's (2/8)

## CAREER HIGHS

Category	Career High
Points	11, vs Saint Peter's (2/8/21)
Rebounds	6, at Quinnipiac (2/13/21)
Assists	4, vs Marist (1/16/21)
Blocks	-
Steals	3, vs Saint Peter's (2/8/21)
FG Made	4, 2X (vs Saint Peter's 2/8/21)
FG Att	8, vs Saint Peter's (2/8/21)
3PFG Made	1, 3X (at Quinnipiac 2/13/21)
3PFG Att	3, vs Saint Peter's (2/8/21)
FT Made	3, 2X (at Quinnipiac 2/13/21)
FT Att	5, vs Saint Peter's (2/8/21)

## STATISTICAL RANKINGS

Category	All Games
----------	-----------

## MISCELLANEOUS

Category	2020-21	Career
Double-doubles	-	-
Double-Figure points	1	1
Double-Figure rebounds	-	-
20-point games	-	-
Led team in scoring	-	-
Led team in rebounds	-	-
Led team in assists	2	2

## JANELLE BROWN'S 2020-21 GAME-BY-GAME STATISTICS

Opponent	Date	GS	MIN	FG-A	3FG-A	FT-A	Reb	A	TO	B	S	TP
UMass	12/3				DNP							
at Hofstra	12/6				DNP							
at Siena	12/11		2	0-1	0-0	0-0	0	0	1	0	0	0
at Siena	12/12		13	1-3	0-0	0-2	1	3	1	0	1	2
at Rider	1/2		1	0-1	0-0	2-2	0	0	0	0	1	2
at Rider	1/3		8	2-4	0-0	0-0	0	0	1	0	1	4
Marist	1/15		1	1-1	0-0	0-0	0	0	0	0	1	2
Marist	1/16		16	4-5	1-2	0-0	5	4	1	0	1	9
Saint Peter's	2/8		29	4-8	0-3	3-5	2	3	3	0	3	11
at Quinnipiac	2/12		17	1-7	1-2	0-0	2	1	2	0	1	3
at Quinnipiac	2/13		26	1-3	1-2	3-4	6	2	3	0	2	6
at Iona	2/17											
Monmouth	2/20											
Monmouth	2/21											
Manhattan	2/27											
Manhattan	2/28											

## Janelle Brown's Career

Year	GP	GS	Min	Avg	FG-FGA	Pct	3FG-FGA	Pct	FT-FTA	Pct	REB	Avg	A	TO	Blk	Stl	Pts	Avg
2020-21	9	0	114	12.7	14-33	.424	3-9	.333	8-13	.615	16	1.8	13	12	0	11	39	4.3
<b>TOTAL</b>	<b>9</b>	<b>0</b>	<b>114</b>	<b>12.7</b>	<b>14-33</b>	<b>.424</b>	<b>3-9</b>	<b>.333</b>	<b>8-13</b>	<b>.615</b>	<b>16</b>	<b>1.8</b>	<b>13</b>	<b>12</b>	<b>0</b>	<b>11</b>	<b>39</b>	<b>4.3</b>



# LOU LOPEZ-SENECHAL

# #11

6-1 • Jr. • F • Grenoble, France • NABA Academy  
Major: Marketing

## SEASON HIGHS

Category	Season High
Points	27, at Rider (1/2)
Rebounds	5, 4X (vs Marist 1/16)
Assists	4, at Siena (12/11)
Blocks	3, vs Marist (1/15)
Steals	3, at Siena (12/12)
FG Made	10, at Rider (1/2)
FG Att	19, at Quinnipiac (2/13)
3PFG Made	10, 2X (at Quinnipiac 2/13)
3PFG Att	9, at Rider (1/2)
FT Made	6, at Siena (12/12)
FT Att	7, at Siena (12/12)

## CAREER HIGHS

Category	Career High
Points	27, 2X (vs Niagara 3/7/20)
Rebounds	11, 2X (vs Niagara 3/7/20)
Assists	6, at Saint Peter's (2/22/19)
Blocks	3, 3X (vs Marist 1/15/21)
Steals	4, vs Saint Peter's (1/15/19)
FG Made	11, at St. John's (12/20/19)
FG Att	22, vs Rider (2/27/20)
3PFG Made	6, 2X (at Hofstra 12/6/20)
3PFG Att	10, 2X (at Quinnipiac 2/13/21)
FT Made	10, 2X (at Quinnipiac 1/25/20)
FT Att	12, vs Rider (3/2/19)

## STATISTICAL RANKINGS

Category	All Games
3pt FG Pct.	.443 (MAAC - 2, NCAA - 20)
3pt FG /Gm.	2.5 (MAAC - 3, NCAA - 62)
Points / Gm.	17.4 (MAAC - 1, NCAA - 87)
FT Pct.	.800 (MAAC - 4, NCAA - 131)
FG Pct.	.436 (MAAC - 1, NCAA - 180)

## MISCELLANEOUS

Category	2020-21	Career
Double-doubles	-	4
Double-Figure points	10	49
Double-Figure rebounds	-	4
20-point games	5	16
Led team in scoring	8	34
Led team in rebounds	-	12
Led team in assists	-	5

## LOU LOPEZ-SENECHAL'S 2020-21 GAME-BY-GAME STATISTICS

Opponent	Date	GS	MIN	FG-A	3FG-A	FT-A	Reb	A	TO	B	S	TP
UMass	12/3	*	36	8-17	5-7	0-0	2	0	3	0	0	21
at Hofstra	12/6	*	32	8-11	6-8	1-2	2	2	2	0	0	23
at Siena	12/11	*	31	4-9	1-3	2-2	3	4	1	0	1	11
at Siena	12/12	*	31	3-8	0-1	6-7	4	2	5	0	3	12
at Rider	1/2	*	38	10-16	5-9	2-3	5	0	2	1	1	27
at Rider	1/3	*	20	4-7	2-3	5-6	5	2	0	0	0	15
Marist	1/15	*	38	3-16	0-4	3-4	5	2	1	3	1	9
Marist	1/16	*	38	6-18	1-6	3-4	5	0	3	0	0	16
Saint Peter's	2/8	*	32	7-18	2-5	4-4	4	2	2	2	0	20
at Quinnipiac	2/12	*	37	9-17	2-5	0-1	4	1	3	0	0	20
at Quinnipiac	2/13	*	34	6-19	3-10	2-2	1	1	6	1	1	17
at Iona	2/17											
Monmouth	2/20											
Monmouth	2/21											
Manhattan	2/27											
Manhattan	2/28											

## Lou Lopez-Senechal's Career

Year	GP	GS	Min	Avg	FG-FGA	Pct	3FG-FGA	Pct	FT-FTA	Pct	REB	Avg	A	TO	Blk	Stl	Pts	Avg
2018-19	22	22	676	30.7	92-222	.414	21-64	.328	54-63	.857	103	4.7	40	45	11	26	259	11.8
2019-20	30	30	1029	34.3	165-383	.431	58-148	.392	77-90	.856	171	5.7	47	68	25	30	465	15.5
2020-21	11	11	366	33.3	68-156	.436	27-61	.443	28-35	.800	40	3.6	16	28	7	7	191	17.4
<b>TOTAL</b>	<b>63</b>	<b>63</b>	<b>2071</b>	<b>32.9</b>	<b>325-761</b>	<b>.427</b>	<b>106-273</b>	<b>.388</b>	<b>159-188</b>	<b>.846</b>	<b>314</b>	<b>5.0</b>	<b>103</b>	<b>141</b>	<b>43</b>	<b>64</b>	<b>915</b>	<b>14.5</b>



# EDEN NIBBELINK

# #12

6-2 • Sr. • G/F • Winona, Minn. • Winona  
Major: Business

## SEASON HIGHS

Category	Season High
Points	15, at Hofstra (12/6)
Rebounds	4, 3X (vs Saint Peter's 2/8)
Assists	1, 5X (at Quinnipiac 2/13)
Blocks	3, at Siena (12/11)
Steals	2, at Hofstra (12/6)
FG Made	5, at Hofstra (12/6)
FG Att	11, at Hofstra (12/6)
3PFG Made	5, at Hofstra (12/6)
3PFG Att	10, at Hofstra (12/6)
FT Made	-
FT Att	-

## CAREER HIGHS

Category	Career High
Points	15, at Hofstra (12/6/20)
Rebounds	7, vs LIU Brooklyn (11/13/18)
Assists	2, 2X (vs William & Mary 12/2/18)
Blocks	3, at Siena (12/12/20)
Steals	2, 2X (at Hofstra 12/6/20)
FG Made	5, at Hofstra (12/6/20)
FG Att	11, at Hofstra (12/6/20)
3PFG Made	5, at Hofstra (12/6/20)
3PFG Att	10, at Hofstra (12/6/20)
FT Made	3, at Iona (1/24/19)
FT Att	4, at Iona (1/24/19)

## STATISTICAL RANKINGS

Category	All Games
----------	-----------

## MISCELLANEOUS

Category	2019-20	Career
Double-doubles	-	-
Double-Figure points	1	2
Double-Figure rebounds	-	-
20-point games	-	-
Led team in scoring	-	1
Led team in rebounds	-	2
Led team in assists	-	-

## EDEN NIBBELINK'S 2020-21 GAME-BY-GAME STATISTICS

Opponent	Date	GS	MIN	FG-A	3FG-A	FT-A	Reb	A	TO	B	S	TP
UMass	12/3		19	2-6	2-5	0-0	4	1	2	0	0	6
at Hofstra	12/6		18	5-11	5-10	0-0	1	0	0	0	2	15
at Siena	12/11		16	1-5	0-3	0-0	4	0	1	3	0	2
at Siena	12/12		12	2-5	0-2	0-0	1	0	0	1	0	4
at Rider	1/2		11	0-1	0-0	0-0	0	1	0	0	0	0
at Rider	1/3		22	0-2	0-2	0-0	3	1	3	1	1	0
Marist	1/15		13	1-2	1-2	0-0	1	0	2	0	0	3
Marist	1/16		2	0-0	0-0	0-0	0	1	1	1	0	0
Saint Peter's	2/8		14	1-2	1-2	0-0	4	0	1	1	1	3
at Quinnipiac	2/12		4	0-1	0-1	0-0	0	0	0	0	0	0
at Quinnipiac	2/13		10	0-2	0-2	0-0	1	1	0	0	0	0
at Iona	2/17											
Monmouth	2/20											
Monmouth	2/21											
Manhattan	2/27											
Manhattan	2/28											

## Eden Nibbelink's Career

Year	GP	GS	Min	Avg	FG-FGA	Pct	3FG-FGA	Pct	FT-FTA	Pct	REB	Avg	A	TO	Blk	Stl	Pts	Avg
2017-18	21	0	76	3.6	3-26	.115	1-18	.056	3-4	.750	15	0.7	1	7	6	1	10	0.5
2018-19	24	0	219	9.1	14-62	.226	13-58	.224	5-7	.714	39	1.6	7	13	4	6	46	1.9
2019-20	22	0	100	4.5	11-32	.344	10-29	.345	0-1	.000	17	0.8	1	6	3	3	32	1.5
2020-21	11	0	142	12.9	12-36	.333	9-29	.310	0-0	.000	19	1.7	5	10	7	4	33	3.0
<b>TOTAL</b>	<b>77</b>	<b>0</b>	<b>541</b>	<b>7.0</b>	<b>40-156</b>	<b>.256</b>	<b>33-134</b>	<b>.246</b>	<b>8-12</b>	<b>.667</b>	<b>90</b>	<b>1.2</b>	<b>14</b>	<b>36</b>	<b>20</b>	<b>14</b>	<b>121</b>	<b>1.6</b>



# KATIE ARMSTRONG

# #15

6-2 • Gr. • G/F • Collegeville, Pa. • Perkiomen Valley  
Major: Industrial/Organizational Psychology

## SEASON HIGHS

Category	Season High
Points	18, at Siena (12/11)
Rebounds	17, vs UMass (12/3)
Assists	2, 4X (vs Saint Peter's 2/8)
Blocks	7, at Quinnipiac (2/12)
Steals	2, 6X (at Quinnipiac 2/12)
FG Made	7, at Siena (12/11)
FG Att	17, vs UMass (12/3)
3PFG Made	2, 4X (at Quinnipiac 2/12)
3PFG Att	5, vs Saint Peter's (2/8)
FT Made	4, at Siena (12/11)
FT Att	7, at Siena (12/11)

## CAREER HIGHS

Category	Career High
Points	27, vs Manhattan (1/23/20)
Rebounds	17, vs UMass (12/3/20)
Assists	6, at Niagara (1/20/19)
Blocks	7, at Quinnipiac (2/13/21)
Steals	4, at St. John's (12/20/19)
FG Made	11, vs Manhattan (1/23/20)
FG Att	22, at Monmouth (2/13/20)
3PFG Made	5, vs Manhattan (1/23/20)
3PFG Att	10, at Monmouth (2/13/20)
FT Made	6, 2X (at Rider 1/28/20)
FT Att	8, at Rider (1/28/20)

## STATISTICAL RANKINGS

Category	All Games
Blocks / Gm.	1.27 (MAAC - 7, NCAA - 138)

## MISCELLANEOUS

Category	2020-21	Career
Double-doubles	1	2
Double-Figure points	8	50
Double-Figure rebounds	2	5
20-point games	-	6
Led team in scoring	1	21
Led team in rebounds	6	27
Led team in assists	-	6

## KATIE ARMSTRONG'S 2020-21 GAME-BY-GAME STATISTICS

Opponent	Date	GS	MIN	FG-A	3FG-A	FT-A	Reb	A	TO	B	S	TP
UMass	12/3	*	34	4-17	1-2	2-2	17	1	4	0	2	11
at Hofstra	12/6	*	34	2-10	2-3	1-2	6	2	4	3	2	7
at Siena	12/11	*	40	7-14	0-2	4-7	8	1	2	0	2	18
at Siena	12/12	*	27	6-11	1-2	1-1	5	2	2	1	2	14
at Rider	1/2	*	30	6-10	0-0	3-5	3	1	3	0	1	15
at Rider	1/3	*	33	4-12	0-2	1-2	7	2	1	0	2	9
Marist	1/15	*	32	5-12	2-4	1-2	3	0	0	0	0	13
Marist	1/16	*	39	4-10	2-4	3-4	5	2	2	0	0	10
Saint Peter's	2/8	*	31	6-11	1-5	1-3	6	2	2	1	1	14
at Quinnipiac	2/12	*	29	5-9	2-2	0-0	1	1	1	7	2	12
at Quinnipiac	2/13	*	33	4-13	0-4	0-1	10	1	3	2	0	8
at Iona	2/17											
Monmouth	2/20											
Monmouth	2/21											
Manhattan	2/27											
Manhattan	2/28											

## Katie Armstrong's Career

Year	GP	GS	Min	Avg	FG-FGA	Pct	3FG-FGA	Pct	FT-FTA	Pct	REB	Avg	A	TO	Blk	Stl	Pts	Avg
2016-17	17	0	102	6.0	11-32	.344	5-11	.455	0-2	.000	11	0.6	5	12	1	1	27	1.6
2018-19	31	31	1054	34.0	125-336	.372	14-55	.255	62-78	.795	145	4.7	45	71	12	27	326	10.5
2019-20	30	30	1101	36.7	164-403	.407	39-114	.342	54-75	.720	210	7.0	41	69	21	31	421	14.0
2020-21	11	11	362	32.9	53-129	.411	11-30	.367	14-25	.560	70	6.4	15	24	14	14	131	11.9
<b>TOTAL</b>	<b>88</b>	<b>71</b>	<b>2619</b>	<b>29.8</b>	<b>353-900</b>	<b>.392</b>	<b>69-210</b>	<b>.329</b>	<b>133-184</b>	<b>.723</b>	<b>437</b>	<b>5.0</b>	<b>106</b>	<b>176</b>	<b>48</b>	<b>73</b>	<b>905</b>	<b>10.3</b>



# RACHEL HAKES

# #22

6-0 • Jr. • G • Woodbury, Minn. • Woodbury  
Major: Finance

## SEASON HIGHS

Category	Season High
Points	17, at Hofstra (12/6)
Rebounds	7, 2X (vs Marist 1/15)
Assists	13, at Rider (1/2)
Blocks	1, at Siena (12/11)
Steals	3, vs UMass (12/3)
FG Made	6, at Hofstra (12/6)
FG Att	6, 2X (at Rider 1/3)
3PFG Made	2, 2X (vs Saint Peter's 2/8)
3PFG Att	4, vs Saint Peter's (2/8)
FT Made	5, at Rider (1/3)
FT Att	7, at Rider (1/3)

## CAREER HIGHS

Category	Career High
Points	17, at Hofstra (12/6/20)
Rebounds	8, at St. John's (12/20/19)
Assists	13, at Rider (1/2/21)
Blocks	1, 3X (vs Siena 3/5/20)
Steals	3, 2X (vs UMass 12/3/20)
FG Made	6, at Hofstra (12/6/20)
FG Att	7, vs Iona (2/15/20)
3PFG Made	2, 3X (vs Saint Peter's 2/8)
3PFG Att	4, vs Saint Peter's (2/8)
FT Made	6, at Temple (11/5/19)
FT Att	8, 3X (at St. John's 12/20/19)

## STATISTICAL RANKINGS

Category	All Games
Ast / Gm.	7.1 (MAAC - 1, NCAA - 3)
A/TO Ratio	2.79 (MAAC - 2, NCAA - 20)
Minutes / Gm.	34.6 (MAAC - 7, NCAA - 123)

## MISCELLANEOUS

Category	2019-20	Career
Double-doubles	1	1
Double-Figure points	2	5
Double-Figure rebounds	-	-
Double-Figure assists	3	3
20-point games	-	-
Led team in scoring	-	1
Led team in rebounds	2	3
Led team in assists	9	24


## RACHEL HAKES' 2020-21 GAME-BY-GAME STATISTICS

Opponent	Date	GS	MIN	FG-A	3FG-A	FT-A	Reb	A	TO	B	S	TP
UMass	12/3	*	37	1-5	0-2	2-2	4	9	2	0	3	4
at Hofstra	12/6	*	38	6-6	2-2	3-4	4	12	5	0	2	17
at Siena	12/11	*	38	3-4	0-0	0-1	4	5	0	1	1	6
at Siena	12/12	*	26	1-3	1-1	0-0	2	9	2	0	2	3
at Rider	1/2	*	39	3-5	1-2	0-0	7	13	2	0	0	7
at Rider	1/3	*	31	4-6	1-1	5-7	2	5	0	0	0	14
Marist	1/15	*	39	0-1	0-0	0-0	7	5	1	0	2	0
Marist	1/16	*	38	2-3	1-2	1-2	2	7	3	0	1	6
Saint Peter's	2/8	*	28	2-4	2-4	2-2	5	2	3	0	2	8
at Quinnipiac	2/12	*	38	1-2	0-0	0-0	4	10	5	0	0	2
at Quinnipiac	2/13	*	29	0-2	0-1	0-0	2	1	5	0	1	0
at Iona	2/17											
Monmouth	2/20											
Monmouth	2/21											
Manhattan	2/27											
Manhattan	2/28											

## Rachel Hakes's Career

Year	GP	GS	Min	Avg	FG-FGA	Pct	3FG-FGA	Pct	FT-FTA	Pct	REB	Avg	A	TO	Blk	Stl	Pts	Avg
2018-19	29	3	315	10.9	7-23	.306	1-6	.167	20-28	.714	31	1.1	28	33	0	7	35	1.2
2019-20	30	29	753	25.1	47-97	.485	9-25	.360	40-61	.656	84	2.8	96	48	3	21	143	4.8
2020-21	11	11	381	34.6	23-41	.561	8-15	.533	13-18	.722	43	3.9	78	28	1	14	67	6.1
<b>TOTAL</b>	<b>70</b>	<b>43</b>	<b>1449</b>	<b>20.7</b>	<b>77-161</b>	<b>.478</b>	<b>18-46</b>	<b>.391</b>	<b>73-107</b>	<b>.682</b>	<b>158</b>	<b>2.3</b>	<b>182</b>	<b>109</b>	<b>4</b>	<b>42</b>	<b>245</b>	<b>3.5</b>





# CALLIE CAVANAUGH

# #23

6-1 • R-Jr. • F • Holyoke, Mass. • Holyoke • FIU  
Major: Communications

## SEASON HIGHS

Category	Season High
Points	10, 2X (vs Marist 1/16)
Rebounds	7, at Siena (12/11)
Assists	2, at Hofstra (12/6)
Blocks	2, at Quinnipiac (2/12)
Steals	2, 2X (vs Marist 1/16)
FG Made	5, 2X (vs Marist 1/16)
FG Att	9, at Siena (12/11)
3PFG Made	-
3PFG Att	-
FT Made	2, 2X (vs Marist 1/15)
FT Att	4, vs Marist (1/15)

## CAREER HIGHS

Category	Career High
Points	17, at LIU (11/13/19)
Rebounds	13, vs UAB (1/25/18)
Assists	2, 2X (at Hofstra 12/6/20)
Blocks	4, at Siena (1/2/20)
Steals	3, 2X (at Rider 1/28/20)
FG Made	7, 2X (vs Monmouth 1/9/20)
FG Att	15, at LIU (11/13/19)
3PFG Made	1, vs Monmouth (1/9/20)
3PFG Att	1, 5X (vs Monmouth 1/9/20)
FT Made	5, at Old Dominion (2/2/18)
FT Att	6, 2X (vs Siena 3/12/20)

## STATISTICAL RANKINGS

Category	All Games
----------	-----------

## MISCELLANEOUS

Category	2019-20	Career
Double-doubles	-	3
Double-Figure points	2	15
Double-Figure rebounds	-	4
20-point games	-	-
Led team in scoring	-	2
Led team in rebounds	-	4
Led team in assists	-	1

## CALLIE CAVANAUGH'S 2020-21 GAME-BY-GAME STATISTICS

Opponent	Date	GS	MIN	FG-A	3FG-A	FT-A	Reb	A	TO	B	S	TP
UMass	12/3	*	29	0-3	0-0	2-2	3	0	3	1	1	2
at Hofstra	12/6	*	16	2-2	0-0	1-2	0	2	1	1	1	5
at Siena	12/11	*	35	5-9	0-0	0-0	7	0	1	0	0	10
at Siena	12/12	*	22	1-2	0-0	0-0	3	1	1	0	2	2
at Rider	1/2	*	16	0-3	0-0	0-0	3	1	2	0	1	0
at Rider	1/3	*	19	1-3	0-0	0-0	2	0	0	0	1	2
Marist	1/15	*	28	3-8	0-0	2-4	4	0	3	0	1	8
Marist	1/16	*	21	5-7	0-0	0-0	3	0	2	1	2	10
Saint Peter's	2/8	*	19	0-3	0-0	0-0	3	1	2	0	1	0
at Quinnipiac	2/12	*	21	0-2	0-0	0-0	2	0	0	2	0	0
at Quinnipiac	2/13		15	2-3	0-0	1-2	4	0	2	1	0	5
at Iona	2/17											
Monmouth	2/20											
Monmouth	2/21											
Manhattan	2/27											
Manhattan	2/28											

## Callie Cavanaugh's Career

Year	GP	GS	Min	Avg	FG-FGA	Pct	3FG-FGA	Pct	FT-FTA	Pct	REB	Avg	A	TO	Blk	Stl	Pts	Avg
2017-18	29	29	664	22.9	68-152	.447	0-1	.000	25-35	.714	139	4.8	9	24	13	9	161	5.6
2019-20	30	28	778	25.9	89-209	.426	1-4	.250	37-51	.725	126	4.2	20	40	12	24	216	7.2
2020-21	11	10	241	21.9	19-45	.422	0-0	.000	6-10	.600	34	3.1	5	17	6	10	44	4.0
<b>TOTAL</b>	<b>70</b>	<b>67</b>	<b>1683</b>	<b>24.0</b>	<b>176-406</b>	<b>.433</b>	<b>1-5</b>	<b>.200</b>	<b>68-96</b>	<b>.708</b>	<b>299</b>	<b>4.3</b>	<b>34</b>	<b>81</b>	<b>31</b>	<b>43</b>	<b>421</b>	<b>6.0</b>



# MACKENZIE DALEBA

# #25

5-11 • Fr. • F • Dorchester, Mass. • Cathedral  
Major: Undecided

## SEASON HIGHS

Category	Season High
Points	-
Rebounds	1, at Hofstra (12/6)
Assists	-
Blocks	-
Steals	-
FG Made	-
FG Att	1, at Hofstra (12/6)
3PFG Made	-
3PFG Att	-
FT Made	-
FT Att	-

## CAREER HIGHS

Category	Career High
Points	-
Rebounds	1, at Hofstra (12/6/20)
Assists	-
Blocks	-
Steals	-
FG Made	-
FG Att	1, at Hofstra (12/6/20)
3PFG Made	-
3PFG Att	-
FT Made	-
FT Att	-

## STATISTICAL RANKINGS

Category	All Games
----------	-----------

## MISCELLANEOUS

Category	2020-21	Career
Double-doubles	-	-
Double-Figure points	-	-
Double-Figure rebounds	-	-
20-point games	-	-
Led team in scoring	-	-
Led team in rebounds	-	-
Led team in assists	-	-

## MACKENZIE DALEBA'S 2020-21 GAME-BY-GAME STATISTICS

Opponent	Date	GS	MIN	FG-A	3FG-A	FT-A	Reb	A	TO	B	S	TP
UMass	12/3					DNP						
at Hofstra	12/6		2	0-1	0-0	0-0	1	0	0	0	0	0
at Siena	12/11					DNP						
at Siena	12/12					DNP						
at Rider	1/2					DNP						
at Rider	1/3		3	0-0	0-0	0-0	0	0	0	0	0	0
Marist	1/15					DNP						
Marist	1/16					DNP						
Saint Peter's	2/8					DNP						
at Quinnipiac	2/12					DNP						
at Quinnipiac	2/13					DNP						
at Iona	2/17											
Monmouth	2/20											
Monmouth	2/21											
Manhattan	2/27											
Manhattan	2/28											

## Mackenzie Daleba's Career

Year	GP	GS	Min	Avg	FG-FGA	Pct	3FG-FGA	Pct	FT-FTA	Pct	REB	Avg	A	TO	Blk	Stl	Pts	Avg
2020-21	2	0	5	2.5	0-1	.000	0-0	.000	0-0	.000	1	0.5	0	0	0	0	0	0.0
<b>TOTAL</b>	<b>2</b>	<b>0</b>	<b>5</b>	<b>2.5</b>	<b>0-1</b>	<b>.000</b>	<b>0-0</b>	<b>.000</b>	<b>0-0</b>	<b>.000</b>	<b>1</b>	<b>0.5</b>	<b>0</b>	<b>0</b>	<b>0</b>	<b>0</b>	<b>0</b>	<b>0.0</b>



# SAM LEWIS

# #30

5-11 • Gr. • G • Elkridge, Md. • Elkridge  
Major: Psychology

## SEASON HIGHS

Category	Season High
Points	39, at Siena (12/12)
Rebounds	8, at Hofstra (12/6)
Assists	3, at Rider (1/3)
Blocks	2, vs UMass (12/3)
Steals	2, 2X (at Rider 1/2)
FG Made	14, at Siena (12/12)
FG Att	17, at Siena (12/12)
3PTFG Made	11, at Siena (12/12)
3PTFG Att	13, at Siena (12/12)
FT Made	2, at Siena (12/11)
FT Att	2, at Siena (12/11)

## CAREER HIGHS

Category	Career High
Points	39, at Siena (12/12/20)
Rebounds	8, at Hofstra (12/6/20)
Assists	5, vs LIU Brooklyn (11/13/18)
Blocks	2, 2X (vs UMass 12/3/20)
Steals	2, 6X (at Rider 1/2/21)
FG Made	14, at Siena (12/12/20)
FG Att	17, at Siena (12/12/20)
3PTFG Made	11, at Siena (12/12/20)
3PTFG Att	13, at Siena (12/12/20)
FT Made	4, at Quinnipiac (1/3/19)
FT Att	4, at Quinnipiac (1/3/19)

## STATISTICAL RANKINGS

Category	All Games
3pt FG Pct.	.459 (MAAC - 1, NCAA - 10)
3pt FG /Gm.	2.6 (MAAC - 1, NCAA - 50)

## MISCELLANEOUS

Category	2019-20	Career
Double-doubles	-	-
Double-Figure points	2	5
Double-Figure rebounds	-	-
20-point games	2	2
Led team in scoring	2	3
Led team in rebounds	2	2
Led team in assists	-	1

## SAM LEWIS' 2020-21 GAME-BY-GAME STATISTICS

Opponent	Date	GS	MIN	FG-A	3FG-A	FT-A	Reb	A	TO	B	S	TP
UMass	12/3	*	25	1-9	1-8	0-0	1	0	0	2	1	3
at Hofstra	12/6	*	28	3-7	2-5	0-0	8	2	2	1	2	8
at Siena	12/11	*	33	7-12	5-10	2-2	3	2	0	0	0	21
at Siena	12/12	*	36	14-17	11-13	0-0	1	1	1	1	1	39
at Rider	1/2	*	30	3-7	3-5	0-0	3	2	1	0	2	9
at Rider	1/3	*	33	3-5	3-5	0-0	1	3	1	0	0	9
Marist	1/15	*	28	1-6	1-5	0-0	2	0	2	0	0	3
Marist	1/16	*	26	1-6	1-4	0-0	6	1	1	0	0	3
Saint Peter's	2/8	*	16	2-4	0-2	0-0	2	1	1	0	1	4
at Quinnipiac	2/12	*	24	2-5	1-3	0-0	4	0	2	0	1	5
at Quinnipiac	2/13	*	18	1-4	0-1	0-0	1	0	4	1	0	2
at Iona	2/17											
Monmouth	2/20											
Monmouth	2/21											
Manhattan	2/27											
Manhattan	2/28											

## Sam Lewis' Career

Year	GP	GS	Min	Avg	FG-FGA	Pct	3FG-FGA	Pct	FT-FTA	Pct	REB	Avg	A	TO	Blk	Stl	Pts	Avg
2017-18	26	0	207	8.0	20-71	.282	15-56	.268	2-8	.250	36	1.4	6	11	7	6	57	2.2
2018-19	27	8	285	10.6	26-87	.299	16-56	.286	7-7	1.000	47	1.7	14	26	5	9	75	2.8
2019-20	24	0	121	5.0	11-43	.256	6-33	.182	3-4	.750	18	0.8	5	4	1	4	31	1.3
2020-21	11	11	297	27.0	38-82	.463	28-61	.459	2-2	1.000	32	2.9	12	15	5	8	106	9.6
<b>TOTAL</b>	<b>88</b>	<b>19</b>	<b>910</b>	<b>10.3</b>	<b>95-283</b>	<b>.336</b>	<b>65-206</b>	<b>.316</b>	<b>14-21</b>	<b>.667</b>	<b>133</b>	<b>1.5</b>	<b>37</b>	<b>56</b>	<b>18</b>	<b>27</b>	<b>269</b>	<b>3.1</b>



# MEAGAN MORELLI

# #31

5-10 • Jr. • F • Nashua, N.H. • Bishop Guertin  
Major: English

## SEASON HIGHS

Category	Season High
Points	-
Rebounds	1, at Hofstra (12/6)
Assists	-
Blocks	-
Steals	-
FG Made	-
FG Att	1, at Hofstra (12/6)
3PFG Made	-
3PFG Att	1, at Hofstra (12/6)
FT Made	-
FT Att	-

## CAREER HIGHS

Category	Career High
Points	1, vs Niagara (3/7/20)
Rebounds	1, 2X (at Hofstra 12/6/20)
Assists	1, 2X (vs Saint Peter's 1/11/20)
Blocks	-
Steals	-
FG Made	-
FG Att	1, 3X (at Hofstra 12/6/20)
3PFG Made	-
3PFG Att	1, 2X (at Hofstra 12/6/20)
FT Made	1, vs Niagara (3/7/20)
FT Att	2, vs Niagara (3/7/20)

## STATISTICAL RANKINGS

Category	All Games
----------	-----------

## MISCELLANEOUS

Category	2020-21	Career
Double-doubles	-	-
Double-Figure points	-	-
Double-Figure rebounds	-	-
20-point games	-	-
Led team in scoring	-	-
Led team in rebounds	-	-
Led team in assists	-	-

## MEAGAN MORELLI'S 2019-20 GAME-BY-GAME STATISTICS

Opponent	Date	GS	MIN	FG-A	3FG-A	FT-A	Reb	A	TO	B	S	TP
UMass	12/3		3	0-0	0-0	0-0	0	0	0	0	0	0
at Hofstra	12/6		2	0-1	0-1	0-0	1	0	0	0	0	0
at Siena	12/11					DNP						
at Siena	12/12					DNP						
at Rider	1/2					DNP						
at Rider	1/3		2	0-0	0-0	0-0	0	0	0	0	0	0
Marist	1/15					DNP						
Marist	1/16					DNP						
Saint Peter's	2/8					DNP						
at Quinnipiac	2/12					DNP						
at Quinnipiac	2/13					DNP						
at Iona	2/17											
Monmouth	2/20											
Monmouth	2/21											
Manhattan	2/27											
Manhattan	2/28											

## Meagan Morelli's Career

Year	GP	GS	Min	Avg	FG-FGA	Pct	3FG-FGA	Pct	FT-FTA	Pct	REB	Avg	A	TO	Blk	Stl	Pts	Avg
2017-18	3	0	5	1.7	0-0	.000	0-0	.000	0-0	.000	0	0.0	1	1	0	0	0	0.0
2018-19	3	0	6	2.0	0-0	.000	0-0	.000	0-0	.000	0	0.0	0	0	0	0	0	0.0
2019-20	8	0	10	1.3	0-2	.000	0-1	.000	1-2	.500	1	0.1	1	2	0	0	1	0.1
2020-21	3	0	7	2.3	0-1	.000	0-1	.000	0-0	.000	1	0.3	0	0	0	0	0	0.0
<b>TOTAL</b>	<b>17</b>	<b>0</b>	<b>28</b>	<b>1.6</b>	<b>0-3</b>	<b>.000</b>	<b>0-2</b>	<b>.000</b>	<b>1-2</b>	<b>.500</b>	<b>2</b>	<b>0.1</b>	<b>2</b>	<b>3</b>	<b>0</b>	<b>0</b>	<b>1</b>	<b>0.1</b>



# JAZMINE CARTER

# #32

6-1 • Jr. • C • Sicklerville, N.J. • Timber Creek  
Major: Information Systems

## SEASON HIGHS

Category	Season High
Points	-
Rebounds	1, at Hofstra (12/6)
Assists	-
Blocks	-
Steals	-
FG Made	-
FG Att	1, at Hofstra (12/6)
3PFG Made	-
3PFG Att	-
FT Made	-
FT Att	-

## CAREER HIGHS

Category	Career High
Points	-
Rebounds	1, at Hofstra (12/6/20)
Assists	-
Blocks	-
Steals	-
FG Made	-
FG Att	1, at Hofstra (12/6/20)
3PFG Made	-
3PFG Att	-
FT Made	-
FT Att	-

## STATISTICAL RANKINGS

Category	All Games
----------	-----------

## MISCELLANEOUS

Category	2020-21	Career
Double-doubles	-	-
Double-Figure points	-	-
Double-Figure rebounds	-	-
20-point games	-	-
Led team in scoring	-	-
Led team in rebounds	-	-
Led team in assists	-	-

## JAZMINE CARTER'S 2020-21 GAME-BY-GAME STATISTICS

Opponent	Date	GS	MIN	FG-A	3FG-A	FT-A	Reb	A	TO	B	S	TP
UMass	12/3					DNP						
at Hofstra	12/6		2	0-1	0-0	0-0	1	0	0	0	0	0
at Siena	12/11					DNP						
at Siena	12/12		1	0-0	0-0	0-0	0	0	0	0	0	0
at Rider	1/2					DNP						
at Rider	1/3					DNP						
Marist	1/15					DNP						
Marist	1/16					DNP						
Saint Peter's	2/8					DNP						
at Quinnipiac	2/12					DNP						
at Quinnipiac	2/13					DNP						
at Iona	2/17											
Monmouth	2/20											
Monmouth	2/21											
Manhattan	2/27											
Manhattan	2/28											

## Jazmine Carter's Career

Year	GP	GS	Min	Avg	FG-FGA	Pct	3FG-FGA	Pct	FT-FTA	Pct	REB	Avg	A	TO	Blk	Stl	Pts	Avg
2018-19	2	0	4	2.0	0-0	.000	0-0	.000	0-0	.000	0	0.0	0	0	0	0	0	0.0
2019-20	2	0	2	1.0	0-0	.000	0-0	.000	0-0	.000	0	0.0	0	1	0	0	0	0.0
2020-21	2	0	3	1.5	0-1	.000	0-0	.000	0-0	.000	1	1.0	0	0	0	0	0	0.0
<b>TOTAL</b>	<b>6</b>	<b>0</b>	<b>9</b>	<b>1.5</b>	<b>0-1</b>	<b>.000</b>	<b>0-0</b>	<b>.000</b>	<b>0-0</b>	<b>.000</b>	<b>1</b>	<b>0.2</b>	<b>0</b>	<b>1</b>	<b>0</b>	<b>0</b>	<b>0</b>	<b>0.0</b>



Year	GP	GS	Min	Avg	FG-FGA	Pct	3FG-FGA	Pct	FT-FTA	Pct	REB	Avg	A	TO	Blk	Stl	Pts	Avg
2020-21	1	0	1	1.0	0-0	.000	0-0	.000	0-0	.000	0	0.0	0	0	0	0	0	0.0
TOTAL	1	0	1	1.0	0-0	.000	0-0	.000	0-0	.000	0	0.0	0	0	0	0	0	0.0



# MOLLY BAUER

# #40

6-4 • Sr. • F • Connellsville, Pa. • Connellsville  
Major: Biology

## SEASON HIGHS

Category	Season High
Points	-
Rebounds	1, 2X (at Siena 12/12)
Assists	1, at Hofstra (12/6)
Blocks	-
Steals	-
FG Made	-
FG Att	2, at Hofstra (12/6)
3PFG Made	-
3PFG Att	-
FT Made	-
FT Att	-

## CAREER HIGHS

Category	Career High
Points	3, at Temple (11/5/19)
Rebounds	3, 3X (at Seton Hall 11/9/19)
Assists	1, 2X (at Hofstra 12/6/20)
Blocks	2, at Marist (2/19/19)
Steals	1, at Siena (1/2/20)
FG Made	1, 5X (vs Saint Peter's 1/11/20)
FG Att	4, at Marist (2/19/19)
3PFG Made	-
3PFG Att	-
FT Made	2, vs Manhattan (1/23/20)
FT Att	2, 8X (vs Manhattan 1/23/20)

## STATISTICAL RANKINGS

Category	All Games
----------	-----------

## MISCELLANEOUS

Category	2020-21	Career
Double-doubles	-	-
Double-Figure points	-	-
Double-Figure rebounds	-	-
20-point games	-	-
Led team in scoring	-	-
Led team in rebounds	-	-
Led team in assists	-	-

## MOLLY BAUER'S 2020-21 GAME-BY-GAME STATISTICS

Opponent	Date	GS	MIN	FG-A	3FG-A	FT-A	Reb	A	TO	B	S	TP
UMass	12/3		1	0-0	0-0	0-0	0	0	0	0	0	0
at Hofstra	12/6		5	0-2	0-0	0-0	1	1	0	0	0	0
at Siena	12/11					DNP						
at Siena	12/12		5	0-0	0-0	0-0	1	0	0	0	0	0
at Rider	1/2		1	0-0	0-0	0-0	0	0	0	0	0	0
at Rider	1/3		3	0-1	0-0	0-0	0	0	0	0	0	0
Marist	1/15		0+	0-0	0-0	0-0	0	0	0	0	0	0
Marist	1/16					DNP						
Saint Peter's	2/8					DNP						
at Quinnipiac	2/12					DNP						
at Quinnipiac	2/13					DNP						
at Iona	2/17											
Monmouth	2/20											
Monmouth	2/21											
Manhattan	2/27											
Manhattan	2/28											

## Molly Bauer's Career

Year	GP	GS	Min	Avg	FG-FGA	Pct	3FG-FGA	Pct	FT-FTA	Pct	REB	Avg	A	TO	Blk	Stl	Pts	Avg
2017-18	4	0	10	2.5	0-2	.000	0-0	.000	0-0	.000	2	0.5	0	0	0	0	0	0.0
2018-19	15	0	61	4.1	2-13	.154	0-0	.000	2-6	.333	14	0.9	1	3	7	0	6	0.4
2019-20	22	0	75	3.4	2-16	.125	0-0	.000	7-14	.500	16	0.7	0	4	5	1	11	0.5
2020-21	6	0	15	2.5	0-3	.000	0-0	.000	0-0	.000	2	0.3	1	0	0	0	0	0.0
<b>TOTAL</b>	<b>47</b>	<b>0</b>	<b>161</b>	<b>3.4</b>	<b>4-34</b>	<b>.118</b>	<b>0-0</b>	<b>.000</b>	<b>9-20</b>	<b>.450</b>	<b>34</b>	<b>0.7</b>	<b>2</b>	<b>7</b>	<b>12</b>	<b>1</b>	<b>17</b>	<b>0.4</b>



# ANDREA HERNANGOMEZ

# #41

6-1 • Jr. • F • Madrid, Spain • Carmen Conde  
Major: Marketing

## SEASON HIGHS

Category	Season High
Points	13, at Rider (1/3)
Rebounds	8, 2X (at Quinnipiac 2/13)
Assists	2, 3X (vs Saint Peter's 2/8)
Blocks	2, at Quinnipiac (2/13)
Steals	3, 2X (at Rider 1/2)
FG Made	6, at Rider (1/3)
FG Att	10, 2X (at Rider 1/3)
3PFG Made	1, 3X (at Quinnipiac 2/12)
3PFG Att	2, at Quinnipiac (2/12)
FT Made	2, at Quinnipiac (2/13)
FT Att	5, vs Marist (1/16)

## CAREER HIGHS

Category	Career High
Points	13, at Rider (1/3/21)
Rebounds	14, at Saint Peter's (2/18/20)
Assists	3, 2X (at Saint Peter's 2/18/20)
Blocks	3, vs Manhattan (1/23/20)
Steals	4, at Rider (1/28/20)
FG Made	6, at Rider (1/3/21)
FG Att	12, vs Quinnipiac (2/22/20)
3PFG Made	2, 2X (at Quinnipiac 1/25/20)
3PFG Att	4, vs Navy (12/4/19)
FT Made	3, at St. John's (12/20/19)
FT Att	6, at Marist (2/19/19)

## STATISTICAL RANKINGS

Category	All Games
----------	-----------

## MISCELLANEOUS

Category	2020-21	Career
Double-doubles	-	2
Double-Figure points	3	6
Double-Figure rebounds	-	3
20-point games	-	-
Led team in scoring	-	-
Led team in rebounds	1	6
Led team in assists	-	1

## ANDREA HERNANGOMEZ'S 2020-21 GAME-BY-GAME STATISTICS

Opponent	Date	GS	MIN	FG-A	3FG-A	FT-A	Reb	A	TO	B	S	TP
UMass	12/3		12	0-4	0-1	1-2	3	1	0	0	0	1
at Hofstra	12/6		17	0-1	0-0	0-0	4	1	3	0	0	0
at Siena	12/11		5	0-2	0-1	0-0	2	0	0	0	0	0
at Siena	12/12		12	0-1	0-1	0-0	2	2	3	1	3	0
at Rider	1/2		23	4-10	1-1	1-1	5	2	1	1	3	10
at Rider	1/3		18	6-10	0-1	1-2	3	0	0	1	1	13
Marist	1/15		15	0-3	0-0	0-0	3	1	1	0	0	0
Marist	1/16		20	3-6	0-1	1-5	3	0	0	0	2	7
Saint Peter's	2/8		22	1-5	1-1	0-0	5	2	0	0	1	3
at Quinnipiac	2/12		22	5-9	1-2	0-0	8	0	2	0	0	11
at Quinnipiac	2/13	*	25	2-4	0-1	2-2	8	0	1	2	0	6
at Iona	2/17											
Monmouth	2/20											
Monmouth	2/21											
Manhattan	2/27											
Manhattan	2/28											

## Andrea Hernangomez's Career

Year	GP	GS	Min	Avg	FG-FGA	Pct	3FG-FGA	Pct	FT-FTA	Pct	REB	Avg	A	TO	Blk	Stl	Pts	Avg
2018-19	31	0	356	11.5	37-93	.398	5-13	.385	8-17	.471	79	2.5	13	30	7	12	87	2.8
2019-20	29	1	421	14.5	50-153	.327	6-37	.162	13-21	.619	129	4.4	25	40	15	16	119	4.1
2020-21	11	1	191	17.4	21-55	.382	3-10	.300	6-12	.500	46	4.2	9	11	5	10	51	4.6
<b>TOTAL</b>	<b>71</b>	<b>2</b>	<b>968</b>	<b>13.6</b>	<b>108-301</b>	<b>.359</b>	<b>14-60</b>	<b>.233</b>	<b>27-50</b>	<b>.540</b>	<b>254</b>	<b>3.6</b>	<b>47</b>	<b>81</b>	<b>27</b>	<b>38</b>	<b>257</b>	<b>3.6</b>



# MACKENZIE MARTIN

# #42

5-10 • So. • G • Syracuse, N.Y. • Westhill  
Major: Marketing

## SEASON HIGHS

Category	Season High
Points	4, vs Saint Peter's (2/8)
Rebounds	3, vs Saint Peter's (2/8)
Assists	2, at Siena (12/12)
Blocks	-
Steals	1, at Hofstra (12/6)
FG Made	1, 3X (at Quinnipiac 2/12)
FG Att	3, at Quinnipiac (2/13)
3PFG Made	-
3PFG Att	1, 2X (at Quinnipiac 2/13)
FT Made	2, vs Saint Peter's (2/8)
FT Att	2, vs Saint Peter's (2/8)

## CAREER HIGHS

Category	Career High
Points	4, vs Saint Peter's (2/8/21)
Rebounds	3, 2X (vs Saint Peter's 2/8/21)
Assists	2, 2X (at Siena 12/12/20)
Blocks	-
Steals	1, 2X (at Hofstra (12/6/20)
FG Made	1, 6X (at Quinnipiac 2/12/21)
FG Att	3, at Quinnipiac (2/13)
3PFG Made	-
3PFG Att	1, 3X (at Quinnipiac 2/13)
FT Made	2, vs Saint Peter's (2/8/21)
FT Att	2, vs Saint Peter's (2/8/21)

## STATISTICAL RANKINGS

Category	All Games
----------	-----------

## MISCELLANEOUS

Category	2020-21	Career
Double-doubles	-	-
Double-Figure points	-	-
Double-Figure rebounds	-	-
20-point games	-	-
Led team in scoring	-	-
Led team in rebounds	-	-
Led team in assists	-	-

## MACKENZIE MARTIN'S 2020-21 GAME-BY-GAME STATISTICS

Opponent	Date	GS	MIN	FG-A	3FG-A	FT-A	Reb	A	TO	B	S	TP
UMass	12/3		4	1-2	0-0	0-1	0	0	0	0	0	2
at Hofstra	12/6		6	0-0	0-0	0-0	1	0	0	0	1	0
at Siena	12/11		0+	0-0	0-0	0-0	0	0	0	0	0	0
at Siena	12/12		12	0-0	0-0	0-0	1	2	2	0	0	0
at Rider	1/2		10	0-0	0-0	0-0	1	0	0	0	0	0
at Rider	1/3		5	0-1	0-0	0-0	1	0	0	0	0	0
Marist	1/15		5	0-0	0-0	0-0	0	0	0	0	0	0
Marist	1/16					DNP						
Saint Peter's	2/8		8	1-2	0-1	2-2	3	0	1	0	0	4
at Quinnipiac	2/12		8	1-1	0-0	0-0	0	0	2	0	0	2
at Quinnipiac	2/13		8	0-3	0-1	0-0	2	0	1	0	0	0
at Iona	2/17											
Monmouth	2/20											
Monmouth	2/21											
Manhattan	2/27											
Manhattan	2/28											

## MacKenzie Martin's Career

Year	GP	GS	Min	Avg	FG-FGA	Pct	3FG-FGA	Pct	FT-FTA	Pct	REB	Avg	A	TO	Blk	Stl	Pts	Avg
2019-20	16	0	44	2.8	3-6	.500	0-1	.000	0-0	.000	8	0.5	2	5	0	1	6	0.4
2020-21	10	0	66	6.6	3-9	.333	0-2	.000	2-3	.667	9	0.9	2	6	0	1	8	0.8
<b>TOTAL</b>	<b>26</b>	<b>0</b>	<b>110</b>	<b>4.2</b>	<b>6-15</b>	<b>.400</b>	<b>0-3</b>	<b>.000</b>	<b>2-3</b>	<b>.667</b>	<b>17</b>	<b>0.7</b>	<b>4</b>	<b>11</b>	<b>0</b>	<b>2</b>	<b>14</b>	<b>0.5</b>



# **2020-21 Fairfield Women's Basketball** **Fairfield Combined Team Statistics (as of Feb 16, 2021)** **All games**



<b>RECORD:</b>	<b>OVERALL</b>	<b>HOME</b>	<b>AWAY</b>	<b>NEUTRAL</b>
ALL GAMES	7-4	2-2	5-2	0-0
CONFERENCE	6-3	2-1	4-2	0-0
NON-CONFERENCE	1-1	0-1	1-0	0-0

#	Player	gp-gs	min	avg	Total		3-Point		F-Throw		Rebounds											
					fg-fga	fg%	3fg-fga	3fg%	ft-fa	ft%	off	def	tot	avg	pf	dq	a	to	blk	stl	pts	avg
11	Lopez-Senechal, Lou	11-11	366	33.3	68-156	.436	27-61	.443	28-35	.800	9	31	40	3.6	19	0	16	28	7	7	191	17.4
15	Armstrong, Katie	11-11	362	32.9	53-129	.411	11-30	.367	14-25	.560	21	49	70	6.4	22	0	15	24	14	14	131	11.9
30	Lewis, Sam	11-11	297	27.0	38-82	.463	28-61	.459	2-2	1.000	2	30	32	2.9	10	0	12	15	5	8	106	9.6
22	Hakes, Rachel	11-11	381	34.6	23-41	.561	8-15	.533	13-18	.722	9	34	43	3.9	20	0	78	28	1	14	67	6.1
41	Hernangomez, Andrea	11-1	191	17.4	21-55	.382	3-10	.300	6-12	.500	20	26	46	4.2	20	0	9	11	5	10	51	4.6
03	Janelle Brown	9-0	114	12.7	14-33	.424	3-9	.333	8-13	.615	2	14	16	1.8	20	1	13	12	0	11	39	4.3
23	Cavanaugh, Callie	11-10	241	21.9	19-45	.422	0-0	.000	6-10	.600	18	16	34	3.1	23	0	5	17	6	10	44	4.0
12	Nibbelink, Eden	11-0	142	12.9	12-36	.333	9-29	.310	0-0	.000	6	13	19	1.7	10	0	5	10	7	4	33	3.0
42	Martin, Mackenzie	10-0	66	6.6	3-9	.333	0-2	.000	2-3	.667	2	7	9	0.9	5	0	2	8	0	1	8	0.8
32	Carter, Jazmine	2-0	3	1.5	0-1	.000	0-0	.000	0-0	.000	1	0	1	0.5	0	0	0	0	0	0	0	0.0
02	Mimi Rubino	5-0	9	1.8	0-1	.000	0-0	.000	0-0	.000	0	1	1	0.2	0	0	0	0	0	1	0	0.0
25	Daleba, Mackenzie	2-0	5	2.5	0-1	.000	0-0	.000	0-0	.000	0	1	1	0.5	0	0	0	0	0	0	0	0.0
40	Bauer, Molly	5-0	15	3.0	0-3	.000	0-0	.000	0-0	.000	1	1	2	0.4	2	0	1	0	0	0	0	0.0
31	Morelli, Meagan	3-0	7	2.3	0-1	.000	0-1	.000	0-0	.000	0	1	1	0.3	0	0	0	1	0	0	0	0.0
34	Tirado, Dayna	1-0	1	1.0	0-0	.000	0-0	.000	0-0	.000	0	0	0	0.0	0	0	0	0	0	0	0	0.0
Team											8	27	35				5					
Total.....		11	2200		251-593	.423	89-218	.408	79-118	.669	99	251	350	31.8	151	1	156	159	45	80	670	60.9
Opponents.....		11	2200		235-620	.379	74-240	.308	88-131	.672	149	255	404	36.7	141	-	130	166	21	72	632	57.5

TEAM STATISTICS	FFD	OPP	Date	Opponent	Score	Att.
SCORING	670	632	12/03/20	MASSACHUSETTS	L 50-71	0
Points per game	60.9	57.5	12/06/20	at Hofstra	W 75-55	0
Scoring margin	+3.5	-	* 12/11/20	at Siena	W 68-56	0
FIELD GOALS-ATT	251-593	235-620	* 12/12/20	at Siena	W 76-44	0
Field goal pct	.423	.379	* 01/02/21	at Rider	W 70-59	0
3 POINT FG-ATT	89-218	74-240	* 01/03/21	at Rider	W 66-45	0
3-point FG pct	.408	.308	* 01/15/21	MARIST	L 38-56	0
3-pt FG made per game	8.1	6.7	* 01/16/21	MARIST	W 61-58	0
FREE THROWS-ATT	79-118	88-131	* 02/08/21	SAINT PETER'S	W 67-61	0
Free throw pct	.669	.672	* 02/12/21	at Quinnipiac	L 55-67	0
F-Throws made per game	7.2	8.0	* 02/13/21	at Quinnipiac	L 44-60	0
REBOUNDS	350	404	* - MAAC game			
Rebounds per game	31.8	36.7				
Rebounding margin	-4.9	-				
ASSISTS	156	130				
Assists per game	14.2	11.8				
TURNOVERS	159	166				
Turnovers per game	14.5	15.1				
Turnover margin	+0.6	-				
Assist/turnover ratio	1.0	0.8				
STEALS	80	72				
Steals per game	7.3	6.5				
BLOCKS	45	21				
Blocks per game	4.1	1.9				
ATTENDANCE	0	0				
Home games-Avg/Game	4-0	7-0				
Neutral site-Avg/Game	-	0-0				

Score by Periods	1st	2nd	3rd	4th	Totals
Fairfield	151	159	181	179	670
Opponents	140	155	179	158	632





**2020-21 Fairfield Women's Basketball**  
**Fairfield Combined Team Statistics (as of Feb 16, 2021)**  
**MAAC games only**




<b>RECORD:</b>	<b>OVERALL</b>	<b>HOME</b>	<b>AWAY</b>	<b>NEUTRAL</b>
ALL GAMES	6-3	2-1	4-2	0-0
CONFERENCE	6-3	2-1	4-2	0-0
NON-CONFERENCE	0-0	0-0	0-0	0-0

#	Player	gp-gs	min	avg	Total		3-Point		F-Throw		Rebounds				pf	dq	a	to	blk	stl	pts	avg
					fg-fga	fg%	3fg-fga	3fg%	ft-fa	ft%	off	def	tot	avg								
11	Lopez-Senechal, Lou	9-9	298	33.1	52-128	.406	16-46	.348	27-33	.818	8	28	36	4.0	14	0	14	23	7	7	147	16.3
15	Armstrong, Katie	9-9	294	32.7	47-102	.461	8-25	.320	11-21	.524	14	33	47	5.2	15	0	12	16	11	10	113	12.6
30	Lewis, Sam	9-9	244	27.1	34-66	.515	25-48	.521	2-2	1.000	1	22	23	2.6	10	0	10	13	2	5	95	10.6
41	Hernangomez, Andrea	9-1	162	18.0	21-50	.420	3-9	.333	5-10	.500	16	23	39	4.3	17	0	7	8	5	10	50	5.6
22	Hakes, Rachel	9-9	306	34.0	16-30	.533	6-11	.545	8-12	.667	5	30	35	3.9	17	0	57	21	1	9	46	5.1
03	Janelle Brown	9-0	114	12.7	14-33	.424	3-9	.333	8-13	.615	2	14	16	1.8	20	1	13	12	0	11	39	4.3
23	Cavanaugh, Callie	9-8	196	21.8	17-40	.425	0-0	.000	3-6	.500	17	14	31	3.4	19	0	3	13	4	8	37	4.1
12	Nibbelink, Eden	9-0	105	11.7	5-19	.263	2-14	.143	0-0	.000	4	10	14	1.6	5	0	4	8	7	2	12	1.3
42	Martin, Mackenzie	8-0	56	7.0	2-7	.286	0-2	.000	2-2	1.000	2	6	8	1.0	4	0	2	6	0	0	6	0.8
34	Tirado, Dayna	1-0	1	1.0	0-0	.000	0-0	.000	0-0	.000	0	0	0	0.0	0	0	0	0	0	0	0	0.0
02	Mimi Rubino	5-0	9	1.8	0-1	.000	0-0	.000	0-0	.000	0	1	1	0.2	0	0	0	0	0	1	0	0.0
32	Carter, Jazmine	1-0	1	1.0	0-0	.000	0-0	.000	0-0	.000	0	0	0	0.0	0	0	0	0	0	0	0	0.0
40	Bauer, Molly	3-0	9	3.0	0-1	.000	0-0	.000	0-0	.000	0	1	1	0.3	0	0	0	0	0	0	0	0.0
25	Daleba, Mackenzie	1-0	3	3.0	0-0	.000	0-0	.000	0-0	.000	0	0	0	0.0	0	0	0	0	0	0	0	0.0
31	Morelli, Meagan	1-0	2	2.0	0-0	.000	0-0	.000	0-0	.000	0	0	0	0.0	0	0	0	0	0	0	0	0.0
Team											6	24	30				4					
Total.....		9	1800		208-477	.436	63-164	.384	66-99	.667	75	206	281	31.2	121	1	122	124	37	63	545	60.6
Opponents.....		9	1800		190-507	.375	64-212	.302	62-92	.674	120	205	325	36.1	114	-	104	133	15	56	506	56.2

TEAM STATISTICS	FFD	OPP	Date	Opponent	Score	Att.
SCORING	545	506	* 12/11/20	at Siena	w 68-56	0
Points per game	60.6	56.2	* 12/12/20	at Siena	w 76-44	0
Scoring margin	+4.3	-	* 01/02/21	at Rider	w 70-59	0
FIELD GOALS-ATT	208-477	190-507	* 01/03/21	at Rider	w 66-45	0
Field goal pct	.436	.375	* 01/15/21	MARIST	L 38-56	0
3 POINT FG-ATT	63-164	64-212	* 01/16/21	MARIST	w 61-58	0
3-point FG pct	.384	.302	* 02/08/21	SAINT PETER'S	w 67-61	0
3-pt FG made per game	7.0	7.1	* 02/12/21	at Quinnipiac	L 55-67	0
FREE THROWS-ATT	66-99	62-92	* 02/13/21	at Quinnipiac	L 44-60	0
Free throw pct	.667	.674	* - MAAC game			
F-Throws made per game	7.3	6.9				
REBOUNDS	281	325				
Rebounds per game	31.2	36.1				
Rebounding margin	-4.9	-				
ASSISTS	122	104				
Assists per game	13.6	11.6				
TURNOVERS	124	133				
Turnovers per game	13.8	14.8				
Turnover margin	+1.0	-				
Assist/turnover ratio	1.0	0.8				
STEALS	63	56				
Steals per game	7.0	6.2				
BLOCKS	37	15				
Blocks per game	4.1	1.7				
ATTENDANCE	0	0				
Home games-Avg/Game	3-0	6-0				
Neutral site-Avg/Game	-	0-0				

Score by Periods	1st	2nd	3rd	4th	Totals
Fairfield	121	125	146	153	545
Opponents	118	123	144	121	506



GAME 1

DECEMBER 3, 2020

Fairfield50

UMass71

Alumni Hall  
Fairfield, Conn.

Massachusetts 71 • 2-1,0-0 Atlantic														
#	Player	Total		3-Ptr		Rebounds		PF	TP	A	To	Bk	Stl	Min
		FG	FGA	FG	FGA	FT	FTA							
25	Maddie Sims	f	0-4	0-0	0-0	2	2	4	0	0	2	0	2	17
34	Sam Breen		8-14	1-2	4-5	0	5	5	1	20	0	3	1	38
01	Sydney Taylor	g	6-12	4-9	4-5	1	5	6	1	20	0	2	0	29
03	Destiny Philox	g	2-4	0-1	2-4	0	7	7	2	6	9	5	1	36
23	Ber Nyah Mayo	g	1-4	1-2	0-0	2	3	5	0	3	1	1	0	17
05	Makenah White		5-9	0-0	2-6	4	7	11	2	12	2	1	0	22
13	Desiree Oliver		3-6	0-1	0-0	0	2	3	3	5	0	0	0	28
30	Angelique Ngakulon		0-0	0-0	0	0	0	0	0	0	0	0	0	2
32	Madison Lowery		1-2	1-1	0-0	0	1	0	3	0	0	0	0	11
Team						3	2	5			1			
Totals			26-55	7-16	12-20	12	34	46	9	71	17	15	2	6
1st - FG %:		5-15	33.3%	2nd - 7-17	41.2%	3rd - 8-15	53.3%	4th - 6-8	75.0%	Game: 26-55	47.3%	Deadball		
3FG %:		0-5	0.0%	3-5	60.0%	3-4	75.0%	1-2	50.0%	7-16	43.8%	Rebounds		
FT %:		1-2	50.0%	0-0	0.0%	2-4	50.0%	9-14	64.3%	12-20	60.0%	3		

Fairfield 50 • 0-1,0-0 MAAC														
#	Player	Total		3-Ptr		Rebounds		PF	TP	A	To	Bk	Stl	Min
		FG	FGA	FG	FGA	FT	FTA							
11	Lopez-Senechal, Lou	f	8-17	5-7	0-0	1	1	2	1	21	0	3	0	36
15	Armstrong, Katie	f	4-17	1-2	2-2	5	12	17	4	11	1	4	0	2
23	Cavanaugh, Callie	f	0-3	0-0	2-2	1	2	3	1	2	0	3	1	29
22	Hakes, Rachel		1-5	0-2	2-2	3	1	4	4	9	2	0	3	37
30	Lewis, Sam	g	1-9	1-8	0-0	1	1	0	1	3	0	2	1	25
12	Nibbelink, Eden		2-6	2-5	0-0	1	3	4	3	6	1	2	0	0
01	Morelli, Meagan		0-0	0-0	0-0	0	0	0	0	0	0	0	0	3
40	Bauer, Molly		0-0	0-0	0-0	0	0	0	0	0	0	0	0	1
41	Hernanomez, Andrea		0-4	0-1	1-2	1	2	3	1	1	0	0	0	12
42	Martin, Mackenzie		1-2	0-0	0-1	0	0	0	1	2	0	0	0	4
Team						0	0	0		1				
Totals			17-63	9-25	7-9	13	21	34	12	50	12	15	3	7
1st - FG %:		5-17	29.4%	2nd - 3-14	21.4%	3rd - 4-13	30.8%	4th - 5-19	26.3%	Game: 17-63	27.0%	Deadball		
3FG %:		2-4	50.0%	2-4	50.0%	1-4	25.0%	4-11	36.4%	9-25	36.0%	Rebounds		
FT %:		0-0	0.0%	2-2	100.0%	5-6	83.3%	0-1	0.0%	7-9	77.8%	1,1		

Officials: Ronnie Stephenson,Zoe Robbins,Ashley Goode  
Technical fouls: Massachusetts-None. Fairfield-None.  
Attendance:  
2020-21 Women's Basketball. Round: 0. Fairfield vs Massachusetts. Played at Al

Score by periods					
	1st	2nd	3rd	4th	Total
Massachusetts	11	17	21	22	71
Fairfield	12	10	14	14	50



GAME 4

DECEMBER 12, 2020

Fairfield76

Sienna44

Alumni Recreation Center  
Loudonville, N.Y..

Fairfield 76 • 3-1,2-0 MAAC														
#	Player	Total		3-Ptr		Rebounds		PF	TP	A	To	Bk	Stl	Min
		FG	FGA	FG	FGA	FT	FTA							
11	Lopez-Senechal, Lou	f	3-8	0-1	6-7	1	3	4	1	12	2	5	0	31
15	Armstrong, Katie	f	6-11	1-2	1-1	4	5	1	14	2	2	1	2	27
23	Cavanaugh, Callie	f	1-2	0-0	0-0	1	2	3	4	2	1	1	0	22
22	Hakes, Rachel	g	1-3	1-1	0-0	0	2	2	2	3	9	2	0	26
30	Lewis, Sam	g	14-17	11-13	0-0	0	1	1	39	1	1	1	1	36
02	Mimi Rubino		0-0	0-0	0-0	0	0	0	0	0	0	0	0	1
03	Janelle Brown		1-3	0-0	0-2	0	1	2	2	3	0	1	0	13
12	Nibbelink, Eden		2-5	0-2	0-0	0	1	1	0	4	0	0	1	12
32	Carter, Jazmine		0-0	0-0	0-0	0	0	0	0	0	0	0	0	1
40	Bauer, Molly		0-0	0-0	0-0	0	1	1	0	0	0	0	0	5
41	Hernanomez, Andrea		0-1	0-1	0-0	1	1	2	3	0	2	3	1	12
42	Martin, Mackenzie		0-0	0-0	0-0	0	1	1	1	0	2	2	0	12
Team						0	1	1						
Totals			28-50	13-20	7-10	4	18	22	15	76	22	17	4	15
1st - FG %:		7-15	46.7%	2nd - 6-10	60.0%	3rd - 10-14	71.4%	4th - 5-11	45.5%	Game: 28-50	56.0%	Deadball		
3FG %:		2-3	66.7%	4-5	80.0%	4-7	57.1%	3-5	60.0%	13-20	65.0%	Rebounds		
FT %:		4-4	100.0%	0-0	0.0%	1-1	100.0%	2-5	40.0%	7-10	70.0%	1,2		

Sienna 44 • 0-2,0-2 MAAC														
#	Player	Total		3-Ptr		Rebounds		PF	TP	A	To	Bk	Stl	Min
		FG	FGA	FG	FGA	FT	FTA							
12	Marilena Gerostergio	f	0-1	0-1	0-2	0	1	1	2	0	0	0	2	24
21	Tobulayefa Watts	c	2-3	0-0	0	3	7	10	4	4	0	5	3	38
01	Ahniysha Jackson		1-6	1-6	0-0	1	1	1	3	1	2	0	0	26
20	Margo Peterson		5-5	1-4	2-4	2	4	6	2	7	0	3	0	30
23	Isis Young	g	2-16	3-7	0-0	0	1	1	2	13	2	6	0	1
03	Rayshel Brown		8-16	0-0	1-3	5	4	9	2	17	1	8	0	4
44	Seval Istanbuluoglu		0-5	0-4	0-0	0	0	0	1	0	1	0	0	16
Team						6	2	8						
Totals			18-52	5-22	3-9	17	19	36	14	44	4	25	3	11
1st - FG %:		5-12	41.7%	2nd - 4-12	33.3%	3rd - 6-17	35.3%	4th - 3-11	27.3%	Game: 18-52	34.6%	Deadball		
3FG %:		2-6	33.3%	0-4	0.0%	1-5	20.0%	2-7	28.6%	5-22	22.7%	Rebounds		
FT %:		0-0	0.0%	2-4	50.0%	0-0	0.0%	1-5	20.0%	3-9	33.3%	3,1		

Officials: Scott Berkins,Karen Presto,Pastor Torres  
Technical fouls: Fairfield-None. Sienna-Isis Young.  
Attendance:  
2020-21 Women's Basketball. Round: 0. Fairfield vs Sienna. Played at Alumni Rec

Score by periods					
	1st	2nd	3rd	4th	Total
Fairfield	20	16	25	15	76
Sienna	12	10	13	9	44



GAME 2

DECEMBER 6, 2020


Fairfield75

Hofstra55

Mack Sports Complex  
Hempstead, N.Y..

Fairfield 75 • 1-1,0-0 MAAC														
#	Player	Total		3-Ptr		Rebounds		PF	TP	A	To	Bk	Stl	Min
		FG	FGA	FG	FGA	FT	FTA							
11	Lopez-Senechal, Lou	f	8-11	6-8	1-2	0	2	2	4	23	2	2	0	32
15	Armstrong, Katie	f	2-10	2-3	1-2	2	4	6	3	7	2	4	3	2
23	Cavanaugh, Callie	f	2-2	0-0	1-2	0	0	0	3	5	2	1	1	16
22	Hakes, Rachel		6-6	2-2	3-4	1	3	4	2	17	12	5	0	2
30	Lewis, Sam	g	3-7	2-5	0-0	0	8	8	0	8	2	2	1	28
12	Nibbelink, Eden		5-11	5-10	0-0	1	0	1	2	15	0	0	0	2
25	Daleb, Mackenzie		0-1	0-0	0-0	0	1	1	0	0	0	0	0	18
01	Morelli, Meagan		0-1	0-1	0-0	0	1	1	0	0	0	1	0	2
32	Carter, Jazmine		0-1	0-0	0-0	0	1	0	1	0	0	0	0	2
40	Bauer, Molly		0-2	0-0	0-0	1	0	1	2	0	1	0	0	5
41	Hernanomez, Andrea		0-1	0-0	0-0	3	1	4	2	0	1	3	0	17
42	Martin, Mackenzie		0-0	0-0	0-0	0	1	1	0	0	0	2	0	1
Team						2	3	5						
Totals			26-53	17-29	6-10	11	24	35	18	75	22	20	5	10
1st - FG %:		6-14	42.9%	2nd - 8-14	57.1%	3rd - 9-13	69.2%	4th - 3-12	25.0%	Game: 26-53	49.1%	Deadball		
3FG %:		4-8	50.0%	6-11	54.5%	3-5	60.0%	2-5	40.0%	17-29	58.6%	Rebounds		
FT %:		2-4	50.0%	0-0	0.0%	0-0	0.0%	4-4	100.0%	4-6	66.7%	6		

1st- FG: 6-14 42.9% 2nd- 8-14 57.1% 3rd- 9-13 69.2% 4th- 3-12 25.0% Game: 26-53 49.1% Deadball																
3pt- FG: 4-8 50.0% 2nd- 11 72.7% 4th- 2-5 40.0% 17-29 58.6% Rebounds																
FF: 2-4 50.0% 0-0 0.0% 0-0 0.0% 4-6 66.7% 6-10 60.0% 3,1																
Hofstra 55 • 1-2,0-0 CAA																
## Player		Total		3-Ptr		Rebounds										
		FG	FGA	FG	FGA	FT	FTA	Off	Def	PF	TP	A	To	Bk	Stl	Min
11	Jaylen Hines	f	6-10	0-0	3-4	2	2	4	3	1	0	0	1	1	1	23
22	Jaalaa Henry	f	0-2	0-0	3-3	5	5	10	2	15	1	1	2	1	2	37
2	Jakaya Brown	g	4-17	0-1	6-7	2	1	3	5	14	1	4	0	3	3	38
04	Rosi Nicholson	g	1-6	0-3	0-0	2	3	5	1	2	3	5	0	3	3	33
10	Jahsny Knight	g	3-10	2-4	2-3	0	1	1	5	10	3	5	0	1	1	28
01	Selma Markicic	g	1-4	1-4	0-0	0	0	0	1	3	0	0	0	0	1	17
13	Zyheema Swint	g	3-6	0-0	2	2	2	4	1	6	0	1	0	0	0	15
21	Mikyah Crowskey	g	1-3	0-0	0-0	4	1	1	0	2	1	1	0	1	0	9
Team						4	1	5								
Totals			19-58	3-12	14-19	17	16	33	18	55	9	18	4	10	200	
1st- FG: 4-17 23.5% 2nd- 6-15 40.0% 3rd- 5-15 33.3% 4th- 4-11 36.4% Game: 19-58 32.8% Deadball																
3pt- FG: 0-2 0.0% 2nd- 2-5 40.0% 1-1 100.0% 0-4 0.0% 3-12 25.0% Rebounds																
FF: 3-3 100.0% 3-3 100.0% 4-4 100.0% 4-10 40.0% 6-10 60.0% 3,1																



# GAME 7

JANUARY 15, 2021

Fairfield 38  
Marist 56


Alumni Hall  
Fairfield, Conn.

Marist 56 • 8-1,6-1 MAAC														
#	Player	Total	3-Ptr	Rebounds	PF	TP	A	To	Bk	Stl	Min			
		FG-FGA	FG-FGA	FT-FTA	Off Def Tot									
10	Caitlin Weimar	f	5-6	0-0	2-2	3	5	4	12	0	1	0	1	22
11	Willow Duffell	f	4-11	0-0	0	3	8	11	0	8	6	3	0	35
02	Allie Best	g	4-11	3-8	0-0	0	0	0	2	11	4	1	0	36
05	Trinasia Kennedy	g	2-10	2-8	0-0	0	7	7	1	6	3	2	0	34
33	Kendall Krick	g	3-8	1-3	0-0	1	3	4	1	7	3	1	0	27
04	Emma Wax	g	0-2	0-2	0-0	0	0	0	0	0	0	0	0	5
13	Juliana Bonilla	2-5	1-3	0-0	0	2	2	0	5	2	2	0	0	16
20	Zaria Demember-Shaze	3-6	1-1	0-0	1	5	6	0	7	0	1	0	1	19
22	Anabel Ellison	0-0	0-0	0-0	0	1	1	0	0	0	0	0	0	2
32	Samantha Bailey	0-0	0-0	0-0	0	0	0	0	0	0	0	0	0	4
Team														
Totals		23-60	8-25	2-2	11	29	40	8	56	18	11	0	4	200
1st - FG %: 31.9 15.8% 2nd: 63.6% 3rd: 71.1 63.6% 4th: 71.3 51.8% Game: 23-60 38.3% Deadball Rebounds 0														
3FG %: 1-4 16.7% 1-7 14.3% 3-5 60.0% 3-7 42.9% 8-25 32.0% 2-2 100.0%														
FT %: 2-2 100.0% 0-0 0.0%														

Fairfield 38 • 5-2,4-1 MAAC														
#	Player	Total	3-Ptr	Rebounds	PF	TP	A	To	Bk	Stl	Min			
		FG-FGA	FG-FGA	FT-FTA	Off Def Tot									
11	Lopez-Senechal, Lou	f	3-16	0-4	3-4	1	4	5	1	9	2	1	3	38
15	Armstrong, Katie	f	5-12	2-4	1-2	0	3	3	1	13	0	0	0	32
23	Cavanaugh, Callie	f	3-8	0-0	2-4	2	2	4	2	8	0	3	0	28
22	Hakes, Rachel	g	0-1	0-0	0	0	7	7	0	5	1	0	2	39
30	Lewis, Sam	g	1-6	1-5	0-0	0	2	2	1	3	0	2	0	28
02	Mimi Rubino	0-0	0-0	0-0	0	0	0	0	0	0	0	0	0	1
03	Janelle Brown	1-1	0-0	0-0	0	0	0	0	0	2	0	0	0	1
12	Nibbelink, Eden	1-2	1-2	0-0	1	0	1	0	3	0	2	0	0	13
41	Hernangomez, Andrea	0-3	0-0	0	1	2	3	2	0	1	1	0	0	15
42	Martin, Mackenzie	0-0	0-0	0-0	0	0	0	0	0	0	0	0	0	5
Team														
Totals		14-49	4-15	6-10	6	24	30	7	38	8	11	3	5	200
1st - FG %: 31.4 21.4% 2nd: 31.2 25.0% 3rd: 51.3 38.5% 4th: 31.0 30.0% Game: 14-49 28.6% Deadball Rebounds 0														
3FG %: 0-4 0.0% 2-6 33.3% 1-4 25.0% 1-1 100.0% 4-15 26.7% 6-10 60.0%														
FT %: 0-0 0.0% 3-4 75.0%														

Officials: Anthony Reddin,Elizabeth Kuzmeski,Geraldine Smith  
Technical fouls: Marist-None. Fairfield-None.  
Attendance:  
2020-21 Women's Basketball. Round: 0. Fairfield vs Marist. Played at Alumni Ha

Score by periods	1st	2nd	3rd	4th	Total
Marist	9	13	17	17	56
Fairfield	6	11	13	8	38



# GAME 10

FEBRUARY 12, 2021

Fairfield 55  
Quinnipiac 67


People's United Center  
Hamden, Conn.

Fairfield 55 • 7-3,6-2 MAAC														
#	Player	Total	3-Ptr	Rebounds	PF	TP	A	To	Bk	Stl	Min			
		FG-FGA	FG-FGA	FT-FTA	Off Def Tot									
11	Lopez-Senechal, Lou	f	9-17	2-5	0-1	0	4	0	0	20	1	3	0	37
15	Armstrong, Katie	f	5-9	2-2	0-0	1	1	1	12	1	1	7	2	29
23	Cavanaugh, Callie	f	0-2	0-0	0-0	1	1	2	0	0	0	2	0	21
22	Hakes, Rachel	g	1-2	0-0	0	2	4	2	0	10	5	0	0	38
30	Lewis, Sam	g	2-5	1-3	0-0	0	4	4	3	5	0	2	0	14
03	Janelle Brown	1-7	1-2	0-0	1	2	3	3	1	2	0	0	0	17
12	Nibbelink, Eden	0-1	0-1	0-0	0	0	0	0	0	0	0	0	0	4
41	Hernangomez, Andrea	5-9	1-2	0-0	4	4	8	1	11	0	2	0	0	22
42	Martin, Mackenzie	1-1	0-0	0-0	0	0	0	2	2	0	2	0	0	8
Team														
Totals		24-53	7-15	0-1	9	20	29	12	55	13	18	9	4	200
1st - FG %: 61.5 53.3% 2nd: 3-8 37.5% 3rd: 51.8 27.8% 4th: 8-14 57.1% Game: 24-53 45.3% Deadball Rebounds 0														
3FG %: 2-4 50.0% 1-3 33.3% 2-5 40.0% 2-3 66.7% 7-15 46.7%														
FT %: 0-0 0.0% 0-0 0.0%														

Quinnipiac 67 • 10-5,8-3 MAAC														
#	Player	Total	3-Ptr	Rebounds	PF	TP	A	To	Bk	Stl	Min			
		FG-FGA	FG-FGA	FT-FTA	Off Def Tot									
30	Mikala Morris	f	8-15	0-0	3-3	5	4	9	2	19	7	3	1	23
12	Rose Caverly	g	6-9	4-6	2-2	0	3	3	2	18	7	2	0	38
14	Jillian Casey	g	0-7	0-7	0-0	1	1	2	0	0	0	0	0	17
22	Mackenzie DeWees	g	6-13	0-0	5-8	7	5	12	0	17	2	1	0	31
24	Amani Free	g	1-7	0-0	0	1	0	1	2	2	1	1	0	16
00	Tiera White	0-1	0-0	0-0	0	0	0	0	0	0	0	0	0	6
01	Vanessa Udofji	1-2	0-1	0-0	1	0	1	1	2	1	2	0	0	12
03	Halee Smith	0-0	0-0	0-0	0	0	0	0	0	0	0	0	0	1
15	CurTiera Haywood	1-5	0-1	0-0	1	2	3	0	2	0	2	0	1	24
23	Sajada Bonner	3-5	1-2	0-0	1	0	1	1	7	0	0	0	0	21
33	Chiara Bacchini	0-0	0-0	0-0	0	0	0	0	0	0	0	0	0	1
Team														
Totals		26-64	5-17	10-13	20	21	41	7	67	19	23	2	7	200
1st - FG %: 52.1 23.8% 2nd: 61.7 35.3% 3rd: 71.2 38.3% 4th: 81.4 57.1% Game: 26-64 40.6% Deadball Rebounds 1														
3FG %: 0-6 0.0% 3-4 75.0% 1-2 50.0% 5-17 29.4%														
FT %: 2-2 100.0% 0-0 0.0%														

Officials: Brandon Appel,Corey Pothier,Shawn Goode  
Technical fouls: Fairfield-None. Quinnipiac-None.  
Attendance:  
2020-21 Women's Basketball. Round: 0. Fairfield vs Quinnipiac. Played at Peopl

Score by periods	1st	2nd	3rd	4th	Total
Fairfield	18	7	12	18	55
Quinnipiac	12	13	19	23	67



# GAME 8

JANUARY 16, 2021

Fairfield 61  
Marist 58

Alumni Hall  
Fairfield, Conn.

Marist 58 • 8-2,6-2 MAAC														
#	Player	Total	3-Ptr	Rebounds	PF	TP	A	To	Bk	Stl	Min			
		FG-FGA	FG-FGA	FT-FTA	Off Def Tot									
10	Caitlin Weimar	f	3-7	0-0	1-2	4	3	7	0	7	0	3	0	30
11	Willow Duffell	f	1-5	0-1	4-4	2	7	9	3	6	3	4	0	37
02	Allie Best	g	4-9	3-7	0-0	0	3	3	11	7	3	0	4	37
05	Trinasia Kennedy	g	7-14	5-7	7-10	2	2	4	1	26	1	3	0	38
33	Kendall Krick	g	3-6	0-2	0-0	1	3	4	2	6	1	3	0	31
04	Emma Wax	0-0	0-0	0-0	0	0	0	0	0	0	0	0	0	5
13	Juliana Bonilla	0-1	0-0	0-0	0	1	1	1	0	0	2	0	0	8
20	Zaria Demember-Shaze	1-5	0-0	0-0	2	3	5	2	2	0	0	0	1	12
22	Anabel Ellison	0-0	0-0	0-0	0	0	0	0	0	0	0	0	0	1
32	Samantha Bailey	0-0	0-0	0-0	0	0	0	0	0	0	0	0	0	1
Team														
Totals		19-47	8-17	12-16	12	22	34	12	58	12	18	0	8	200
1st - FG %: 61.1 54.5% 2nd: 61.4 42.9% 3rd: 51.5 33.3% 4th: 2-7 28.6% Game: 19-47 40.4% Deadball Rebounds 2														
3FG %: 3-4 75.0% 3-6 50.0% 2-6 33.3% 8-17 47.1%														
FT %: 2-2 100.0% 5-6 83.3% 1-2 50.0%														

Fairfield 61 • 6-2,5-1 MAAC															
FT%: 2-2 100.0% 5-6 83.3% 1-2 50.0% 4-6 66.7% 12-16 75.0% 2															
		FG-TOTAL		3-Ptr		Rebounds									
#	Player	FG	FTA	FG	FTA	OFF	DEF	Tot	PF	TP	A	TO	Bk	Stl	Min
11	Lopez-Senechal, Lou	6-18	1-6	3-4	2-3	5	2	16	0	3	0	0	0	0	38
13	Armstrong, Katie	4-10	2-4	0-0	2	2	4	3	1	0	2	2	0	0	39
23	Cavanaugh, Callie	5-7	0-0	0-0	3	0	3	1	10	0	2	1	2	1	21
22	Hakes, Rachel	5-12	1-2	1-2	0	2	2	3	6	7	3	0	1	1	38
30	Lewis, Sam	2-3	1-4	0-0	0	6	1	7	3	1	1	0	0	0	26
63	Janelle Brown	4-5	1-2	0-0	1	4	5	4	9	4	1	0	1	0	16
12	Nibbelink, Eden	0-0	0-0	0-0	0	0	0	0	0	1	1	1	0	0	2
41	Hernangomez, Andrea	3-5	0-1	1-5	3	0	3	2	7	0	0	0	0	2	20
Team		25-65	6-19	5-11	11	17	28	16	61	15	13	2	6	200	
Totals		3-6	0-19	5-11	11	17	28	16	61	15	13	2	6	200	
1st: FG: 7-14 50.0% 2nd: 6-16 37.5% 3rd: 4-12 33.3% 4th: 8-13 61.5% Game: 25-65 45.5% Deadball: 3-10 30.0%															