FAIRFIELD

Assistant Director of Communications - Video (WBB Contact): Ivey Speight | **Cell:** 203-912-2032 | **Email:** ispeight@fairfield.edu
Website: FairfieldStags.com | **Twitter:** @StagsWBball | **Instagram:** @FairfieldWBB | **Facebook:** @FairfieldWomensBasketball

Game #11

December 19, 2022 • 7:00 p.m. • Fairfield, Conn. • Leo D. Mahoney Arena (3,500)

Fairfield
Stags
5-5, 1-0 MAAC

Head Coach: Carly Thibault-DuDonis
Record at Fairfield: 4-5 (First)
Career Record: Same
Top Scorer: Callie Cavanaugh - 18.8 PPG
Top Rebound: Andrea Hernangomez - 6.6 RPG

VS

Iona
Gaels
6-4, 1-0 MAAC

Head Coach: Billi Chambers
Record at Iona: 121-150 (10th)
Career Record: Same
Top Scorer: Juana Camillion - 13.8 PPG
Top Rebounder: Ketsia Athias - 7.3 RPG

2022-23 SCHEDULE

OVERALL: 5-5 **MAAC:** 1-0
HOME: 1-2 **AWAY:** 4-3 **NEUTRAL:** 0-0

NOVEMBER			
Mon.	7	at Brown	W, 62-52
Fri.	11	at Penn St.	L, 77-49
Mon.	14	at Yale	L, 68-61
Fri.	18	Stonehill	W, 77-53
Sun.	20	Michigan	L, 69-53
Wed.	30	at Fordham	W, 82-75 OT
DECEMBER			
Sat.	3	at Binghamton	L, 77-72
Wed.	7	at Dayton	W, 90-83
Sun.	11	Sacred Heart	L, 69-58
Sat.	17	at Saint Peter's*	W, 76-49
Mon.	19	Iona*	7:00 PM
Thu.	29	at Mount St. Mary's*	1:00 PM
JANUARY			
Thu.	5	at Siena*	11:00 AM
Sat.	7	Manhattan*	2:00 PM
Thu.	12	Niagara*	11:00 AM
Sat.	14	at Marist*	7:00 PM
Thu.	19	Siena*	7:00 PM
Sat.	21	at Rider*	2:00 PM
Thu.	26	Mount St. Mary's*	7:00 PM
Sat.	28	Canisius*	2:00 PM
FEBRUARY			
Thu.	2	at Manhattan*	7:00 PM
Sat.	4	Rider*	2:00 PM
Thu.	9	at Iona*	7:00 PM
Sat.	11	Quinnipiac*	2:00 PM
Fri.	17	at Canisius*	7:00 PM
Sun.	19	at Niagara*	2:00 PM
Thu.	23	Marist*	7:00 PM
MARCH			
Thu.	2	Saint Peter's*	5:00 PM
Sat.	4	at Quinnipiac*	2:00 PM
Tue./ Sat.	7-11	MAAC Championship^	TBA

*- MAAC Game
^ - MAAC Championships - Atlantic City, N.J.

Game Information

Game: Al's Angels Toy Drive
Live Stats: FairfieldStags.com

Watch On: ESPN3

Series History

Fairfield Record:.....65-30
At Home:.....27-10
On Road:.....24-14
At Neutral Site:.....6-1
Thibault-DuDonis Era:.....0-0
First Meeting:.....1974
Current Streak:.....Fairfield win 4

Last Five Meetings:

Date	Result	Location
3/9/22	W, 69-56	Atlantic City
2/10/22	W, 54-29	New Rochelle
12/30/21	W, 69-52	Bridgeport
2/17/21	W, 63-56	New Rochelle
2/15/20	L, 59-52	Fairfield

Projected Starters

3 • JANELLE BROWN

5-6 • G • Jr. • Middle Island, N.Y.

PPG	RBD	AST	BLK	STL	FG%	3FG%	FT%
9.3	5.6	2.7	0.3	2.7	.389	.364	.645

NOTABLES: Had first career double-double with 18 pts, and personal best 15 rebs at Fordham...Ranks 2nd in MAAC and 42nd in nation with 2.7 steals per game

15 • LAUREN BEACH

6-1 • F • So. • Medway, Mass.

PPG	RBD	AST	BLK	STL	FG%	3FG%	FT%
3.7	3.6	0.7	0.4	1.0	.400	.211	.500

NOTABLES: Started last three games...Dished out career-high three assists at Saint Peter's...Averaging 2.0 steals in last four games

10 • IZABELA NICOLETTI-LEITE

5-10 • G • R-Jr. • Americana, Sao Paulo, Brazil

PPG	RBD	AST	BLK	STL	FG%	3FG%	FT%
13.6	4.1	3.0	0.2	1.6	.381	.474	.657

NOTABLES: MAAC Player of the Week (12/13)...Shooting 54 percent from deep (20-37) last four games...1st in MAAC; 31st in NCAA in 3PT Pct.

23 • CALLIE CAVANAUGH

6-2 • F • Gr. • Holyoke, Mass.

PPG	RBD	AST	BLK	STL	FG%	3FG%	FT%
18.8	4.6	1.9	0.1	0.6	.503	.500	.700

NOTABLES: 2X MAAC Player of the Week....36 points shy of 1000 career...Leads MAAC and 33rd nationally in PPG...Drawn 11 charges this season



41 • ANDREA HERNANGOMEZ

6-1 • F • Gr. • Madrid, Spain

PPG	RBD	AST	BLK	STL	FG%	3FG%	FT%
7.5	6.6	3.1	0.1	1.6	.391	.467	.667

NOTABLES: Had career-high 22 points at Dayton...Averaging 7.5 rebounds and 3.8 assists in last four games...Grabbed 600th rebound at Saint Peter's.

HEAD COACH

CARLY THIBAULT-DuDONIS

FIRST SEASON AT FAIRFIELD | FIRST SEASON OVERALL

CAREER RECORD*	OVERALL			CONFERENCE		
School (Seasons)	**W**	**L**	**%**	**W**	**L**	**%**
Florida State (1)*	23	11	.676	7	9	.438
Eastern Michigan (2)*	46	25	.648	21	15	.583
Mississippi St. (2)*	71	7	.910	29	3	.906
Minnesota (4)*	60	57	.513	28	44	.389
Fairfield	5	5	.500	1	0	1.000
OVERALL (10)	**205**	**105**	**.661**	**86**	**77**	**.528**

YEAR-BY-YEAR RECORD (as assistant)

	W-L	CONFERENCE W-L	POSTSEASON
FLORIDA STATE			
2013-14	23-11	7-9	
EASTERN MICHIGAN			
2014-15	24-13	11-7	WNIT
2015-16	22-12	10-8	WNIT
MISSISSIPPI STATE			
2016-17	34-5	13-3	NCAA Finals
2017-18	37-2	16-0	NCAA Finals
MINNESOTA			
2018-19	21-11	9-9	WNIT
2019-20	16-15	5-13	
2020-21	8-13	7-11	
2021-22	15-18	7-11	WNIT
FAIRFIELD (HEAD COACH)			
2022-23	5-5	1-0	

NUMERICAL ROSTER

#	NAME	POS	HT.	CLASS	HOMETOWN	HIGH SCHOOL (PREVIOUS)
1	Anna Eng	G	5-5	So.	Croton, N.Y.	Croton-Harmon
2	Mimi Rubino	G	5-7	Jr.	Pequannock, N.J.	Morris Catholic
3	Janelle Brown	G	5-6	Jr.	Middle Island, N.Y.	Longwood
10	Izabela Nicoletti-Leite	G	5-10	R-Jr.	Sao Paulo, Brazil	Neuse Christian Acad. (Florida St.)
12	Kate Peek	G	5-9	Fr.	Poughkeepsie, N.Y.	The Millbrook School
15	Lauren Beach	F	6-1	So.	Medway, Mass.	Medway
22	Jocelyn Polansky	G	5-10	Sr.	Wallingford, Conn.	Choate Rosemary Hall (Utah St.)
23	Callie Cavanaugh	F	6-1	Gr.	Holyoke, Mass.	Holyoke (Florida International)
25	Mackenzie Daleba	F	5-11	Jr.	Dorchester, Mass.	Cathedral
33	Brooke Tatarian	G	5-10	So.	Yonkers, N.Y.	The Masters School
34	Dayna Tirado	F	6-1	Jr.	Closter, N.J.	Northern Valley Demarest
41	Andrea Hernangomez	F	6-1	Gr.	Madrid, Spain	Carmen Conde
42	MacKenzie Martin	G	5-10	Sr.	Syracuse, N.Y.	Westhill

ALPHABETICAL ROSTER

15	Lauren Beach	F	6-1	So.	Medway, Mass.	Medway
3	Janelle Brown	G	5-6	Jr.	Middle Island, N.Y.	Longwood
23	Callie Cavanaugh	F	6-1	Gr.	Holyoke, Mass.	Holyoke (Florida International)
25	Mackenzie Daleba	F	5-11	Jr.	Dorchester, Mass.	Cathedral
1	Anna Eng	G	5-5	So.	Croton, N.Y.	Croton-Harmon
41	Andrea Hernangomez	F	6-1	Gr.	Madrid, Spain	Carmen Conde
42	MacKenzie Martin	G	5-10	Sr.	Syracuse, N.Y.	Westhill
10	Izabela Nicoletti-Leite	G	5-10	R-Jr.	Sao Paulo, Brazil	Neuse Christian Acad. (Florida St.)
12	Kate Peek	G	5-9	Fr.	Poughkeepsie, N.Y.	The Millbrook School
22	Jocelyn Polansky	G	5-10	Sr.	Wallingford, Conn.	Choate Rosemary Hall (Utah St.)
2	Mimi Rubino	G	5-7	Jr.	Pequannock, N.J.	Morris Catholic
33	Brooke Tatarian	G	5-10	So.	Yonkers, N.Y.	The Masters School
34	Dayna Tirado	F	6-1	Jr.	Closter, N.J.	Northern Valley Demarest

COACHING STAFF

Head Coach: Carly Thibault-DuDonis — First Season (Monmouth '13)
Assistant Coach: Erik Johnson — First Season (California - San Diego '94)
Assistant Coach: Erika Brown — First Season (Delaware '17)
Assistant Coach: Blake DuDonis — First Season (Gardner Webb '11)
Director of Operations: Alex McKinnon — First Season (Montclair State '20)

SUPPORT STAFF

Athletic Director: Paul Schlickmann
Athletic Trainer: Kaila Harpin
Strength and Conditioning: Jonathan Begley
Media Relations: Ivey Speight

PRONUNCIATION GUIDE

Nicoletti-**Leite**	Lay-tay
Andrea Hernangomez	On-drey-ah
Mackenzie **Daleba**	Dah-lee-ba
Brooke **Tatarian**	Ta-tear-ian
Carly **Thibault-DuDonis**	Tebow Doo-Don-nis

MAAC STANDINGS

	MAAC			OVERALL		
TEAM	**W**	**L**	**PCT**	**W**	**L**	**PCT**
Iona	1	0	1.000	6	4	.600
Fairfield	**1**	**0**	**1.000**	**5**	**5**	**.500**
Marist	1	0	1.000	5	5	.500
Canisius	1	0	1.000	4	6	.400
Manhattan	1	0	1.000	3	6	.333
Siena	0	0	.000	6	4	.600
Quinnipiac	0	1	.000	5	5	.500
Mount St Mary's	0	1	.000	4	5	.444
Rider	0	1	.000	3	7	.300
Niagara	0	1	.000	1	8	.111
Saint Peter's	0	1	.000	0	9	.000

MAAC SCHEDULE

Monday (19)

Marist at Canisius.....1:00 pm
Rider at Niagara.....6:00 pm
Manhattan at Quinnipiac.....6:00 pm
Siena at Mount St. Mary's.....7:00 pm

Wednesday (21)

Saint Peter's at UMass.....2:00 pm
Siena at Fairleigh Dickinson.....4:00 pm

Thursday (22)

LIU at Manhattan.....2:00 pm
Mount St. Mary's at ETSU.....7:30 pm

FAIRFIELD QUICK FACTS

School Information

Location	Fairfield, Conn.
Enrollment	5,138
President	Dr. Mark Nemec
Athletic Director	Paul Schlickmann
Founded	1942
Nickname/Mascot	Stags/Lucas
Colors	Cardinal Red
Affiliation	NCAA Division I
Conference	MAAC
Home Arena	Leo D. Mahoney Arena
Capacity	3,500

Women's Basketball Information

Division I Seasons	42nd (1981-82)
All-Time Record (Pct.)	703-520 (.575)
NCAA Appearances	Five
MAAC Regular Season Titles	Four
MAAC Tournament Titles	Four

Team Information

2021-22 Record	25-7
2021-22 MAAC Record (Finish)	19-1 (First)
2021-22 Home/Road/Neutral	11-1/10-5/4-1
Letterwinners Returning/Lost	11/5
Starters Returning/Lost	2/3
Newcomers	2

Tale of the Tape

	Statistic	
5-5	Overall Record	6-4
1-0	Conference Record	1-0
68.0	Points Per Game	61.9
67.2	Opp. Points Per Game	58.8
.417	Field Goal Pct.	.478
.366	3-Pt Field Goal Pct.	.367
.623	Free Throw Pct.	.678
34.8	Rebounds Per Game	30.4
-2.7	Rebounding Margin	-1.0
14.9	Assists Per Game	14.3
8.7	Steals Per Game	7.5
1.5	Blocks Per Game	2.5
18.0	Turnovers Per Game	20.6
+1.0	Turnover Margin	-2.5

LAST TIME OUT

• The Stags are coming off a MAAC opening 76-49 victory over Saint Peter's, their fourth-straight MAAC opening victory.
• Nine different Stags got into the scoring column led by Callie Cavanaugh who recorded a game-high 21 points, her fourth 20-point effort this season. Fairfield also tallied 33 bench points led by Mimi Rubino's 12 and a career-high 10 point effort from Brooke Tatarian.
• Thirteen Stags also grabbed a rebound led by Mackenzie Daleba who hauled in nine caroms in just 10 minutes.

HOME COOKIN'

• For just the second time in 29 days, the Stags will be playing in front of their home fans in the Leo D. Mahoney Arena.
• Fairfield is shooting 43 percent from the floor through their first three home games while connecting on 39 percent of their long-range shots. On the road, Fairfield has a .411 field goal percentage and a .355 clip.

COMPLETE TEAM WIN

• The Stags had one of their best performances off the bench as they tallied 33 points and 23 rebounds from the reserves.
• Nine different players got into the scoring column, the third time this season they have had at least nine players score in a game.
• The 33 bench points is the most that Fairfield has had this year, eclipsing the 22-point outburst against Stonehill in the home opener.

CARLY'S FIRST SEASON

• The Carly Thibault-DuDonis era officially began when the Stags opened up their season at Brown. Thibault-DuDonis is the third head coach in Fairfield's Division I history and their first new hire since 2007.
• Thibault-DuDonis brings experience from every level of collegiate coaching after being a part of two Final Fours as an assistant coach at Mississippi State. Thibault-DuDonis has also had coaching stops at Eastern Michigan, Florida State, and most recently serving as the Associate Head Coach under Lindsey Whalen at Minnesota.
• As the recruiting coordinator at Minnesota, she brought three nationally-ranked recruiting classes to Williams Arena including the most recent class who was ranked 10th in the nation. She also helped bring in the first two five-star recruits in program history.
• She was also the team's defensive coordinator and assumed the role of Interim Head Coach in 2022 while Whalen was on medical leave.

MISCELLANEOUS STATS

GAMES STARTED

Player	22-23	Career	Streak
Callie Cavanaugh	10	84	46
Andrea Hernangomez	10	48	35
Izabela Nicoletti-Leite	10	10	10
Mimi Rubino	9	9	-
Janelle Brown	8	8	1
Lauren Beach	3	3	3

GAMES SCORED IN DOUBLE FIGURES

Player	22-23	Career
Callie Cavanaugh	9	43
Andrea Hernangomez	2	21
Izabela Nicoletti-Leite	6	6
Janelle Brown	2	4
Mimi Rubino	3	3
Brooke Tatarian	1	1

20+ POINT GAMES

Player	22-23	Career
Callie Cavanaugh	4	5
Izabela Nicoletti-Leite	4	4
Andrea Hernangomez	2	3
Janelle Brown	1	1

10-REBOUND GAMES

Player	22-23	Career
Andrea Hernangomez	1	15
Callie Cavanaugh	-	3
Izabela Nicoletti-Leite	1	1
Janelle Brown	1	1

10-ASSIST GAMES

Player	22-23	Career

DOUBLE-DOUBLES

Player	22-23	Career
Andrea Hernangomez	-	7
Callie Cavanaugh	-	3
Izabela Nicoletti-Leite	1	1
Janelle Brown	1	1

WINNING THE OPENING TIP

Player	22-23	Career
Andrea Hernangomez	8	28
Callie Cavanaugh	-	-

3-POINT PLAY CONVERSIONS

Player	22-23
Callie Cavanaugh	3-4
Janelle Brown	2-4
Lauren Beach	1-4
Brooke Tatarian	0-2
Mimi Rubino	0-2
Mackenzie Daleba	0-2
Andrea Hernangomez	0-1

TOTAL **FFD 7-19 (.368)** **OPP 7-13 (.538)**

CHARGES DRAWN

Player	22-23
Callie Cavanaugh	11
Andrea Hernangomez	3
Janelle Brown	1

FREE THROWS

• The Stags have made it a point this season to drive to the hoop aggressively and it has resulted in a MAAC best 19.9 free throws per game, the 72nd most in the country.

• The 19.9 free throws is the most by any Fairfield team since the 1999-2000 season where they averaged 21.1 attempts per game.

FOR THREE!

• The Stags enter the game as the second team in the MAAC in 3-point shooting percentage with a .366 clip.

• Fairfield has connected on at least five 3-pointers in seven-straight games. Izabela Nicoletti Leite leads the MAAC and 31st nationally with a .474 shooting clip. She also places third in the conference with 2.7 made 3-pointers per game.

• The .366 clip would be the fourth-highest in program history with the 2000-01 club leading the group with a .383 mark from distance.

THE MAGIC NUMBER

• Seventy has been the magic number for the Stags over the last decade, holding a 51-2 record since the 2010-11 season when reaching that number.

• The 77-72 loss at Binghamton snapped Fairfield's 21-game winning streak when scoring 70 or more points.

• That streak in 2010-11 season started when Fairfield fell to Hofstra on Dec. 5, 2010

FOURTH QUARTER

• The Stags have found success in the fourth quarters this season, averaging 20.1 points in the fourth quarter this season. They are also shooting .436 in the final period (68-for-156).

• The 28 points the Stags scored in the fourth quarter against Stonehill was the most in the final period since the MAAC Semifinals against Niagara (3/11/22).

CALLIE SCORING

• After tallying just one 20-point game in her previous 107 games, graduate student Callie Cavanaugh has reached 20 or more points four times in 10 games this year.

• She is also closing in on at the 1,000 career point club and enters the game with 964.

• For her success, she has been named the MAAC Player of the Week twice this season.

SUPERLATIVE TEAM STATS

POINTS OFF TURNOVERS

TEAM	TOTAL	PER GAME
FFD	175	17.5
OPP	189	18.9

SECOND CHANCE POINTS

TEAM	TOTAL	PER GAME
FFD	112	11.2
OPP	99	9.9

POINTS IN THE PAINT

TEAM	TOTAL	PER GAME
FFD	290	29.0
OPP	286	28.6

FAST BREAK POINTS

TEAM	TOTAL	PER GAME
FFD	82	8.2
OPP	114	11.4

BENCH POINTS

TEAM	TOTAL	PER GAME
FFD	126	12.6
OPP	171	17.1

POINTS ON FREE THROWS

TEAM	TOTAL	PER GAME
FFD	124	12.4
OPP	113	11.3

POINTS FROM 3-POINTERS

TEAM	TOTAL	PER GAME
FFD	192	19.2
OPP	189	18.9

POINTS FROM TWO POINTERS

TEAM	TOTAL	PER GAME
FFD	364	36.4
OPP	370	37.0

2022-23 RECORD WHEN.....

Overall	5-5
Home	1-2
Away	4-3
Neutral	0-0
Conference	0-0
Decided by 3 points or fewer	0-0
Decided by 4-6 points	0-1
Decided by 7-9 points	2-1
Decided by 10-19 points	1-2
Decided by 20 or more points	2-1
Out-rebounding opponent	2-2
Out-rebounded by opponent	3-3
Equals opponent's rebounds	0-0
Scoring first	3-3
Opponent scores first	2-2
Leading at half	3-0
Trailing at half	2-5
Tied at half	0-0
Regulation	4-5
Overtime	1-0
Leading FG%	5-1
Trailing FG%	0-4
Equals opponent FG%	0-0
FG% .500 and higher	2-0
FG% .400-.499	2-0
FG% .300-.399	1-5
FG% .299 and lower	0-0
Opponent FG% .500 and over	0-2
Opponent FG% .400-.499	2-2
Opponent FG% .300-.399	2-1
Opponent FG% .299 and lower	1-0
Leading FT%	2-3
Trailing FT%	2-2
Equals opponent FT%	1-0
Scoring 80+ points	2-0
Scoring 70-79 points	2-1
Scoring 60-69 points	1-1
Scoring 50-59 points	0-2
Scoring fewer than 50 points	0-1
Opponent scores 80+ points	1-0
Opponent scores 70-79 points	1-2
Opponent scores 60-69 points	0-3
Opponent scores 50-59 points	2-0
Opponent scores fewer than 50 points	1-0
America East	0-1
Atlantic 10	2-0
Big Ten	0-2
Colonial Athletic Association	0-0
Ivy League	1-1
Northeast Conference	1-1
Facebook Live	0-0
Stags Sports Network	0-0
ESPN3	0-1
ESPN+	5-3
November	3-3
December	2-2
January	0-0
February	0-0
March	0-0
Sunday	0-2
Monday	1-1
Tuesday	0-0
Wednesday	2-0
Thursday	0-0
Friday	1-1
Saturday	1-1

OUR NEW HOME

• The Stags opened up their brand new on-campus Leo D. Mahoney Arena this season on Nov. 18.

• The 3,500 seat arena is the new home for Fairfield Men's and Women's Basketball and Volleyball. It is 85,000 square feet and cost $51 million to build.

• A leadership gift by Fairfield University Board of Trustee Shelagh Mahoney-McNamee '87 is the single largest by an alumna in the University's history.

Firsts at Leo D.Mahoney Arena

First	Player	First	Player
Point	Callie Cavanaugh	3-Point FG Made	Izabela Nicoletti-Leite
Assist	Andrea Hernangomez	3-Point FG Att.	Izabela Nicoletti-Leite
FG Made	Callie Cavanaugh	Block	Callie Cavanaugh
FG Att.	Callie Cavanaugh	Steal	Andrea Hernangomez
Rebound	Andrea Hernangomez		

Stags Starting Lineups

Opp.	1	2	3	4	5
@ Brown	Brown	Rubino	Nicoletti-Leite	Cavanaugh	Hernangomez
@ Penn St.	Brown	Rubino	Nicoletti-Leite	Cavanaugh	Hernangomez
@ Yale	Brown	Rubino	Nicoletti-Leite	Cavanaugh	Hernangomez
Stonehill	Brown	Rubino	Nicoletti-Leite	Cavanaugh	Hernangomez
Michigan	Brown	Rubino	Nicoletti-Leite	Cavanaugh	Hernangomez
@ Fordham	Brown	Rubino	Nicoletti-Leite	Cavanaugh	Hernangomez
@ Binghamton	Brown	Rubino	Nicoletti-Leite	Cavanaugh	Hernangomez
@ Dayton	Beach	Rubino	Nicoletti-Leite	Cavanaugh	Hernangomez
Sacred Heart	Beach	Rubino	Nicoletti-Leite	Cavanaugh	Hernangomez
@ Saint Peter's	Brown	Beach	Nicoletti-Leite	Cavanaugh	Hernangomez
Iona					
@ Mount					
@ Siena					
Manhattan					
Niagara					
@ Marist					
Siena					
@ Rider					
Mount					
Canisius					
@ Manhattan					
Rider					
@ Iona					
Quinnipiac					
@ Canisius					
@ Niagara					
Marist					
Saint Peter's					
@ Quinnipiac					

The Last Time Fairfield...

Won an overtime game
Nov. 30, 2022 - at Fordham W, 82-75
Lost an overtime game
Feb. 18, 2020 - at Saint Peter's L, 66-63
Played a double overtime game
Nov. 22, 2014 - vs Butler W, 81-77
Scored 70-79 points
Dec. 17, 2022 - at Saint Peter's W, 76-49
Allowed 70-79 points
Dec. 3, 2022 - at Binghamton L, 77-72
Scored 80 or more points
Dec. 7, 2022 - at Dayton W, 90-83
Allowed 80 or more points
Dec. 7, 2022 - at Dayton W, 90-83
Scored less than 50 points
Nov. 11, 2022 - at Penn St. L, 77-49
Allowed less than 50 points
Dec. 17, 2022 - at Saint Peter's W, 76-49
Blocked 10 or more shots
Mar. 5, 2022 - at Saint Peter's (10)
Had 10 or more steals
Dec. 17, 2022 - at Saint Peter's (14)
Had 20 or more assists
Dec. 17, 2022 - at Saint Peter's (21)
Grabbed 50 or more rebounds
Dec. 17, 2022 - at Saint Peter's (50)
Made 10+ 3-pointers
Dec. 7, 2022 - at Dayton (10)
Did not make a 3-Pointer
Dec. 22, 2019 - vs Brown L, 58-44
Made 25+ free throws
Dec. 7, 2022 - at Dayton (26)
Did not attempt a free throw
Mar. 1, 2013 - vs Loyola L, 56-48
Did not make a free throw
Feb. 12, 2021 - at Quinnipiac L, 67-55

The Last Time Fairfield Had...

A player score 30 points
30, Callie Cavanaugh at Fordham (11/30/22)
A player grab 20 rebounds
20, Khadidiatou Diouf vs Iona (2/24/19)
A player record 10 assists
11, Rachel Hakes vs Manhattan (3/12/22)
A player with five steals
5, Janelle Brown vs Stonehill (11/18/22)
5, Andrea Hernangomez vs Stonehill (11/18)
A player with 5 or more 3-pointers
5, Izabela Nicoletti-Leite vs Sacred Heart (12/11/22)
A player with 10 steals
10, Christine Fryer vs George Mason (1/16/96)
A player with 5 blocks
7, Katie Armstrong at Quinnipiac (2/12/21)
A player made 10 or more free throws
10, Lou Lopez-Senechal at Quinnipiac (1/25/20)
Two players record double-doubles
Khadidiatou Diouf, Lou Lopez-Senechal at Saint Peter's (2/22/19)
Five players in double figures
Lopez-Senechal, Lowery, Lewis, Cavanaugh, Hakes vs Niagara (2/3/22)

PRESEASON ALL-MAAC

• The Stags had two players who were selected to the Preseason All-MAAC teams. Callie Cavanaugh was named to the Preseason All-MAAC Second Team while Andrea Hernangomez was picked to the Third Team.
• Cavanaugh returns as the Stags' leading scorer after averaging a career-high 9.6 points per game. She recorded a .456 field goal percentage, ranking fourth in the MAAC. She was also a team leader on the defensive end with a team-high 23 blocks and 26 charges drawn.
• Hernangomez returns as the team leader on the boards after hauling down 8.1 rebounds per game, placing sixth in the MAAC. She also finished third on the team with 1.6 assists per game and third with 1.2 steals per contest.

36!

• Graduate forward Callie Cavanaugh led the Stags with a career-high 36 points in the victory at Brown, including 19 in the fourth quarter. Coming into the game, Cavanaugh's personal best in a game was 20.
• The 36 points tied Sabra Wrice (2007) for second most in a single game in program history. It was also tied for the most in the nation in this year's season openers.
• The 14 field goals was tied for the third most made in a game and the most since Sam Lewis had 14 as part of a 39-point performance in 2021.

WELCOME

• One freshman and one transfer will join the Stags' ranks this season.
• Izabela Nicoletti-Leite is a transfer from Florida State after appearing in 21 games for the Seminoles. She missed two years with an injury. She netted 20 points with 16 rebounds, 16 assists, and seven steals. She posted a career-high six points and two steals in her second collegiate game against Virginia (12/13/20).
• Kate Peek is the lone freshman added to the team coming out of The Millbrook School. She set the school's single-season record with 75 3-pointers in her sophomore season and helping the team to set a program record for wins. She also tallied eight 3-pointers in a game in 2021.

WHAT WE LOST

• With graduation and transfers, the Stags have lost 65 percent of their scoring from last season.
• Most notably, the 2021-22 MAAC Player of the Year Lou Lopez-Senechal transfered to UConn after scoring 604 points last year, the fourth most in program history. She also ranked in the top-10 for the Stags in career points with 1,598.
• Fairfield also lost 63 percent of their assists with point guard Rachel Hakes going to Tulane after graduating with the Stags. Hakes tallied 187 assists, the second most in program history.
• Fairfield also loses 91 percent of their 3-point shooting headlined by the MAAC Sixth Player of the Year Sam Lewis who hit 61 3-pointers.

FAMILY ACT

• Fairfield graduate forward Andrea Hernangomez has grown up with basketball roots, with both of her brothers currently playing in the NBA.
• Her older brother Juan "Juancho" was a first-round selection (15th overall) by the Denver Nuggets and is now suiting up for the Toronto Raptors
• Her other brother Willy was drafted by the Philadelphia 76ers before being traded to the New York Knicks, and currently plays for the New Orleans Pelicans. Willy was named the NBA All-Rookie First Team as a member of the Knicks.

In the National Rankings

Team	MAAC	NCAA	Number
Scoring Offense	1	151	68.0
Scoring Defense	7	240	67.2
Scoring Margin	3	196	-0.8
FG Pct.	3	137	41.7
FG Pct. Defense	7	267	42.0
3-pt FG Pct.	2	30	36.6
3-pt FG Pct. Def.	9	224	31.7
3-pt FG per game	4	152	6.4
FT Pct.	11	320	62.3
Rebound Offense	4	258	34.8
Rebound Margin	5	249	-2.7
Assists	1	101	14.9
Steals	3	134	8.7
Turnover Margin	3	162	+1.0
Turnovers	8	261	18.0
A-TO Ratio	1	159	0.83
Blocked Shots	11	331	1.5
Callie Cavanaugh			
Field Goals	1	28	76
Points / Gm.	1	33	18.8
Field Goal Att.	1	69	151
Field Goal Pct.	4	86	.503
Free Throw Att.	1	95	50
Free Throws	2	132	35
Janelle Brown			
Steals / Gm.	2	42	2.7
Izabela Nicoletti-Leite			
3-Point Pct.	1	31	.474
3-Point / Gm.	3	47	2.7
Minutes / Gm.	4	126	33.6

2022-23 Individual Superlatives

Category	Fairfield	Opponent
Points in a Game	36, Callie Cavanuagh at Brown 11/7	27, Ny'Ceara Pryor vs Sacred Heart 12/11
Points in a Half	19, (2H) Callie Cavanaugh at Brown 11/7	19, (2H) Kiley Capstraw at Yale 11/14
Points in a Quarter	16, (4Q) Callie Cavanaugh at Brown 11/7	14, (4Q) Kiley Capstraw at Yale 11/14
Field Goals Made	14, Callie Cavanaugh at Brown 11/7	10, Kya Jones at Brown 11/7
Field Goals Attempted	22, Callie Cavanaugh at Fordham 11/30	23, Asiah Dingle at Fordham 11/30
	22, Callie Cavanaugh at Brown 11/7	
FG Percentage (min. 5 made)	.778 (7-9) Andrea Hernangomez vs Stonehill 11/18	.714 (5-7) Emily Kiser vs Michigan 11/20
3-Point FG Made	6, Izabela Nicoletti-Leite at Binghamton 12/3	7, Kaitlyn Downey at Fordham 11/30
3-Point FG Attempted	10, Izabela Nicoletti-Leite at Binghamton 12/3	12, Kaitlyn Downey at Fordham 11/30
3-Point FG Percentage (min. 5 att.)	.667 (4-6) Izabela Nicoletti-Leite at Dayton 12/7	.667 (6-9) Ella Wanzer at Binghamton 12/3
Free Throws Made	9, Callie Cavanaugh at Binghamton 12/3	11, Ny'Ceara Pryor vs Sacred Heart 12/11
Free Throws Attempted	13, Callie Cavanaugh at Binghamton 12/3	14, Ny'Ceara Pryor vs Sacred Heart 12/11
FT Percentage (min. 5 made)	1.000 (6-6), Andrea Hernangomez at Dayton 12/7	1.000 (6-6), Mariah Perez at Dayton 12/7
	1.000 (7-7), Janelle Brown at Yale 11/14	
Rebounds	15, Janelle Brown at Fordham 11/30	17, Kaitlyn Downey at Fordham 11/30
Assists	7, Andrea Hernangomez vs Stonehill 11/18	10, Makenna Marisa at Penn St. 11/11
Steals	6, Janelle Brown at Yale 11/14	9, Leilani Kapinus at Penn St. 11/11
Blocks	2, Janelle Brown at Binghamton 12/3	4, Kaitlyn Downey at Fordham 11/30
	2, Lauren Beach at Brown 11/7	4, Mya Murray at Brown 11/7
Turnovers	8, Janelle Brown at Saint Peter's 12/17	7, Kaylynn Asberry at Saint Peter's 12/17
		7, Emily Kiser vs Michigan 11/20
		7, Emily Bramanti vs Stonehill 11/18

2022-23 Team High/Low

Fairfield Highs	Fairfield Lows	Category	Opponent Lows	Opponent Highs
90, at Dayton (12/7)	49, at Penn State (11/11)	**Points in a Game**	49, at Saint Peter's (12/17)	83, at Dayton (12/7)
52 (2H), at Dayton (12/7)	21 (1H), at Penn State (11/11)	**Points in a Half**	21 (1H), at Brown (11/7)	42 (1H), at Dayton (12/7)
28 (4Q), vs Stonehill (11/18)	6 (1Q), at Yale (11/14)	**Points in a Quarter**	7 (1Q), at Brown (11/7)	28 (4Q), at Dayton (12/7)
				28 (2Q), at Dayton (12/7)
32, at Saint Peter's (12/17)	19, vs Michigan (11/20)	**Field Goals Made**	16, at Saint Peter's (12/17)	33, at Dayton (12/7)
32, at Fordham (11/30)	19, at Yale (11/14)			
	19, at Penn State (11/11)			
75, at Saint Peter's (12/17)	48, vs Michigan (11/20)	**Field Goals Attempted**	45, vs Stonehill (11/18)	79, at Fordham (11/30)
.525, vs Stonehill (11/18)	.352, at Yale (11/14)	**FG Percentage**	.276, at Saint Peter's (12/17)	.569, at Binghamton (12/4)
11, at Binghamton (12/4)	2, at Brown (11/7)	**3-Point FG Made**	3, at Brown (11/7)	13, at Fordham (11/30)
26, at Binghamton (12/4)	8, at Brown (11/7)	**3-Point FG Attempted**	11, vs Stonehill (11/18)	36, at Fordham (11/30)
.476, at Dayton (12/7)	.235, at Penn State (11/11)	**3-Point FG Percentage**	.150, at Brown (11/7)	.615, at Binghamton (12/4)
26, at Dayton (12/7)	5, at Saint Peter's (12/17)	**Free Throws Made**	3, at Brown (11/7)	23, vs Sacred Heart (12/11)
39, at Dayton (12/7)	11, at Saint Peter's (12/17)	**Free Throws Attempted**	7, at Fordham (11/30)	30, vs Sacred Heart (12/11)
.826, at Yale (11/14)	.455, at Saint Peter's (12/17)	**FT Percentage**	.273, at Brown (11/7)	.929, at Saint Peter's (12/17)
50, at Saint Peter's (12/17)	22, vs Stonehill (11/18)	**Rebounds**	32, at Binghamton (12/4)	47, at Brown (11/7)
			32, vs Michigan (11/20)	
21, at Saint Peter's (12/17)	7, at Yale (11/14)	**Assists**	8, at Saint Peter's (12/17)	20, at Fordham (11/30)
16, vs Stonehill (11/18)	4, at Fordham (11/30)	**Steals**	2, vs Stonehill (11/18)	17, at Penn State (11/11)
	4, vs Michigan (11/20)			
5, at Brown (11/7)	0, at Dayton (12/7)	**Blocked Shots**	1, at Binghamton (12/4)	7, at Fordham (11/30)
	0, at Fordham (11/30)		1, vs Michigan (11/20)	
	0, vs Michigan (11/20)		1, at Penn State (11/11)	
	0, at Yale (11/14)			
27, at Penn State (11/11)	9, vs Stonehill (11/18)	Turnovers	16, vs Sacred Heart (12/11)	26, vs Stonehill (11/18)
			16, at Dayton (12/7)	
23, vs Sacred Heart (12/11)	11, at Dayton (12/7)	Fouls	14, at Saint Peter's (12/17)	28, at Dayton (12/7)

ANNA ENG

#1

5-5 • So. • G • Croton, N.Y. • Croton-Harmon
Major: Undecided

SEASON HIGHS

Category	Season High
Points	3, at Dayton (12/7)
Rebounds	5, at Saint Peter's (12/17)
Assists	2, at Saint Peter's (12/17)
Blocks	1, at Brown (11/8)
Steals	2, vs Stonehill (11/18)
FG Made	1, 2X (at Dayton 12/7)
FG Att	2, 2X (at Saint Peter's 12/17)
3PFG Made	1, 2X (at Dayton 12/7)
3PFG Att	2, at Saint Peter's (12/17)
FT Made	2, vs Stonehill (11/18)
FT Att	2, vs Stonehill (11/18)

CAREER HIGHS

Category	Career High
Points	3, at Dayton (12/7/22)
Rebounds	5, at Saint Peter's (12/17/22)
Assists	2, at Saint Peter's (12/17/22)
Blocks	1, at Brown (11/8/22)
Steals	2, vs Stonehill (11/18/22)
FG Made	1, 2X (at Dayton 12/7/22)
FG Att	2, 2X (at Saint Peter's 12/17/22)
3PFG Made	1, 2X (at Dayton 12/7/22)
3PFG Att	2, at Saint Peter's (12/17/22)
FT Made	2, vs Stonehill (11/18/22)
FT Att	2, vs Stonehill (11/18/22)

STATISTICAL RANKINGS

Category	All Games

MISCELLANEOUS

Category	2022-23	Career
Double-doubles	-	-
Double-Figure points	-	-
Double-Figure rebounds	-	-
20-point games	-	-
Led team in scoring	-	-
Led team in rebounds	-	-
Led team in assists	-	-

ANNA ENG'S 2022-23 GAME-BY-GAME STATISTICS

Opponent	Date	GS	MIN	FG-A	3FG-A	FT-A	Reb	A	TO	B	S	TP
Brown	11/7		7	0-0	0-0	0-0	0	0	1	1	0	0
at Penn St.	11/11		7	0-0	0-0	0-0	1	0	3	0	0	0
at Yale	11/14					DNP						
Stonehill	11/18		3	0-0	0-0	0-0	0	0	0	0	2	2
Michigan	11/20		7	1-2	1-1	0-0	1	0	1	0	0	3
at Fordham	11/30		3	0-0	0-0	0-0	1	0	0	0	0	0
at Binghamton	12/3					DNP						
at Dayton	12/7		3	1-1	1-1	0-0	0	0	0	0	0	3
Sacred Heart	12/11		1	0-1	0-1	0-0	0	0	0	0	0	0
at Saint Peter's	12/17		11	0-2	0-2	0-0	5	2	0	0	1	0
Iona	12/19											
at Mount	12/29											
at Siena	1/5											
Manhattan	1/7											
Niagara	1/12											
at Marist	1/14											
Siena	1/19											
at Rider	1/21											
Mount St. Marys	1/26											
Canisius	1/28											
at Manhattan	2/2											
Rider	2/4											
at Iona	2/9											
Quinnipiac	2/11											
at Canisius	2/17											
at Niagara	2/19											
Marist	2/23											
Saint Peter's	3/2											
Quinnipiac	3/4											

Anna Eng's Career

Year	GP	GS	Min	Avg	FG-FGA	Pct	3FG-FGA	Pct	FT-FTA	Pct	REB	Avg	A	TO	Blk	Stl	Pts	Avg
2022-23	8	0	41	5.1	2-6	.333	2-5	.400	0-0	.000	9	1.1	2	5	1	3	8	1.0
TOTAL	**8**	**0**	**31**	**5.1**	**2-6**	**.333**	**2-5**	**.400**	**0-0**	**.000**	**9**	**1.1**	**2**	**5**	**1**	**3**	**8**	**1.0**

MIMI RUBINO

#2

5-7 • Jr. • G • Pequannock, N.J. • Morris Catholic
Major: Entrepreneurship

SEASON HIGHS

Category	Season High
Points	17, at Dayton (12/7)
Rebounds	5, at Brown (11/8)
Assists	5, at Binghamton (12/3)
Blocks	1, at Brown (11/8)
Steals	1, 6X (at Saint Peter's 12/17)
FG Made	5, 2X (at Saint Peter's 12/17)
FG Att	10, 3X (vs Sacred Heart 12/11)
3PFG Made	2, 2X (at Saint Peter's 12/17)
3PFG Att	5, at Dayton (12/7)
FT Made	5, at Dayton (12/7)
FT Att	9, at Dayton (12/7)

CAREER HIGHS

Category	Career High
Points	17, at Dayton (12/7/22)
Rebounds	5, 2X (at Brown 11/8/22)
Assists	5, at Binghamton (12/3/22)
Blocks	1, 3X (at Brown 11/8/22)
Steals	1, 11X (at Saint Peter's (2/17/22)
FG Made	5, 2X (at Saint Peter's 12/17/22)
FG Att	10, 3X (vs Sacred Heart 12/11/22)
3PFG Made	2, 2X (at Saint Peter's 12/17/22)
3PFG Att	5, at Dayton (12/7/22)
FT Made	5, at Dayton (12/7/22)
FT Att	9, at Dayton (12/7/22)

STATISTICAL RANKINGS

Category	All Games

MISCELLANEOUS

Category	2022-23	Career
Double-doubles	-	-
Double-Figure points	3	3
Double-Figure rebounds	-	-
20-point games	-	-
Led team in scoring	-	-
Led team in rebounds	-	-
Led team in assists	2	2

MIMI RUBINO'S 2022-23 GAME-BY-GAME STATISTICS

Opponent	Date	GS	MIN	FG-A	3FG-A	FT-A	Reb	A	TO	B	S	TP
Brown	11/7	*	26	2-10	0-4	0-0	5	3	0	1	1	4
at Penn St.	11/11	*	34	0-10	0-4	2-4	3	4	3	0	1	2
at Yale	11/14	*	24	3-8	1-4	0-0	1	1	3	0	0	7
Stonehill	11/18	*	26	4-9	1-3	0-0	0	2	0	0	0	9
Michigan	11/20	*	26	3-8	1-4	1-2	3	1	5	0	1	8
at Fordham	11/30	*	20	1-4	1-2	0-0	2	2	2	0	0	3
at Binghamton	12/3	*	32	1-7	0-3	0-0	3	5	4	0	1	2
at Dayton	12/7	*	32	5-9	2-5	5-9	4	4	4	0	1	17
Sacred Heart	12/11	*	25	4-10	1-3	2-6	4	0	2	0	0	11
at Saint Peter's	12/17		14	5-8	2-4	0-1	2	0	0	0	1	12
Iona	12/19											
at Mount	12/29											
at Siena	1/5											
Manhattan	1/7											
Niagara	1/12											
at Marist	1/14											
Siena	1/19											
at Rider	1/21											
Mount St. Marys	1/26											
Canisius	1/28											
at Manhattan	2/2											
Rider	2/4											
at Iona	2/9											
Quinnipiac	2/11											
at Canisius	2/17											
at Niagara	2/19											
Marist	2/23											
Saint Peter's	3/2											
Quinnipiac	3/4											

Mimi Rubino's Career

Year	GP	GS	Min	Avg	FG-FGA	Pct	3FG-FGA	Pct	FT-FTA	Pct	REB	Avg	A	TO	Blk	Stl	Pts	Avg
2020-21	9	0	62	6.9	4-13	.308	2-8	.250	2-3	.667	8	0.9	4	1	0	3	12	1.3
2021-22	22	0	75	3.4	7-13	.538	1-5	.200	4-4	1.000	6	0.3	9	6	2	2	19	0.9
2022-23	10	9	258	25.8	28-83	.337	9-36	.250	10-22	.454	27	2.7	22	23	1	6	75	7.5
TOTAL	**41**	**9**	**395**	**9.6**	**39-109**	**.358**	**12-49**	**.245**	**16-29**	**.552**	**41**	**1.0**	**35**	**30**	**3**	**11**	**106**	**2.6**

JANELLE BROWN

#3

5-6 • Jr. • G • Middle Island, N.Y. • Longwood
Major: Sports Media

SEASON HIGHS

Category	Season High
Points	21, at Yale (11/14)
Rebounds	15, at Fordham (11/30)
Assists	6, at Brown (11/8)
Blocks	2, at Binghamton (12/3)
Steals	6, at Yale (11/14)
FG Made	6, 2X (at Fordham 11/30)
FG Att	17, at Yale (11/14)
3PFG Made	2, 2X (at Yale 11/14)
3PFG Att	5, 2X (at Fordham 11/30)
FT Made	7, at Yale (11/14)
FT Att	11, at Fordham (11/30)

CAREER HIGHS

Category	Career High
Points	21, at Yale (11/14/22)
Rebounds	15, at Fordham (11/30/22)
Assists	6, at Brown (11/8/22)
Blocks	2, 2X (at Binghamton 12/3/22)
Steals	6, at Yale (11/14/22)
FG Made	6, 2X (at Fordham 11/30/22)
FG Att	17, at Yale (11/14/22)
3PFG Made	2, 2X (at Yale 11/14/22)
3PFG Att	5, 2X (at Fordham 11/30/22)
FT Made	7, 3X (at Yale 11/14/22)
FT Att	11, at Fordham (11/30/22)

STATISTICAL RANKINGS

Category	All Games
Steals / Gm.	3.0 (MAAC - 2, NCAA - 24)

MISCELLANEOUS

Category	2022-23	Career
Double-doubles	1	1
Double-Figure points	4	4
Double-Figure rebounds	1	1
20-point games	1	1
Led team in scoring	1	1
Led team in rebounds	2	3
Led team in assists	3	11

JANELLE BROWN'S 2022-23 GAME-BY-GAME STATISTICS

Opponent	Date	GS	MIN	FG-A	3FG-A	FT-A	Reb	A	TO	B	S	TP
Brown	11/7	*	19	1-2	1-1	4-4	5	6	1	0	1	7
at Penn St.	11/11	*	15	3-7	2-5	0-0	2	2	6	0	4	8
at Yale	11/14	*	35	6-17	2-3	7-7	4	2	3	0	6	21
Stonehill	11/18	*	29	4-7	1-2	0-0	2	1	2	1	5	9
Michigan	11/20	*	19	3-7	0-3	1-3	4	2	2	0	0	7
at Fordham	11/30	*	30	6-14	1-5	5-11	15	3	2	0	3	18
at Binghamton	12/3	*	21	2-8	1-3	2-3	9	3	7	2	2	7
at Dayton	12/7					DNP						
Sacred Heart	12/11		15	1-5	0-0	1-3	1	3	2	0	1	3
at Saint Peter's	12/17	*	20	2-5	0-0	0-0	8	2	8	0	2	4
Iona	12/19											
at Mount	12/29											
at Siena	1/5											
Manhattan	1/7											
Niagara	1/12											
at Marist	1/14											
Siena	1/19											
at Rider	1/21											
Mount St. Marys	1/26											
Canisius	1/28											
at Manhattan	2/2											
Rider	2/4											
at Iona	2/9											
Quinnipiac	2/11											
at Canisius	2/17											
at Niagara	2/19											
Marist	2/23											
Saint Peter's	3/2											
Quinnipiac	3/4											

Janelle Brown's Career

Year	GP	GS	Min	Avg	FG-FGA	Pct	3FG-FGA	Pct	FT-FTA	Pct	REB	Avg	A	TO	Blk	Stl	Pts	Avg
2020-21	12	0	150	12.5	18-41	.439	4-12	.333	10-15	.667	23	1.9	16	18	1	14	50	4.2
2021-22	31	0	358	11.5	36-84	.429	4-21	.190	35-50	.700	47	1.5	60	37	5	40	111	3.6
2022-23	9	8	204	22.7	28-72	.389	8-22	.364	20-31	.645	50	5.6	24	33	3	24	84	9.3
TOTAL	**52**	**8**	**712**	**13.7**	**82-197**	**.416**	**16-55**	**.291**	**65-96**	**.677**	**120**	**2.3**	**100**	**88**	**9**	**78**	**245**	**4.7**

IZABELA NICOLETTI-LEITE

#10

5-10 • R-Jr. • G • Sao Paulo, Brazil • Florida State
Major: Marketing

SEASON HIGHS

Category	Season High
Points	24, at Binghamton (12/3)
Rebounds	11, vs Sacred Heart (12/11)
Assists	6, at Saint Peter's (12/17)
Blocks	1, 2X (vs Sacred Heart 12/11)
Steals	3, at Saint Peter's (12/17)
FG Made	8, at Binghamton (12/3)
FG Att	20, at Binghamton (12/3)
3PFG Made	6, at Binghamton (12/3)
3PFG Att	10, at Binghamton (12/3)
FT Made	8, at Dayton (12/7)
FT Att	12, at Dayton (12/7)

CAREER HIGHS

Category	Career High
Points	24, at Binghamton (12/3/22)
Rebounds	11, vs Sacred Heart (12/11/22)
Assists	6, at Saint Peter's (12/17/22)
Blocks	1, 4X (vs Sacred Heart 12/11/22)
Steals	3, at Saint Peter's (12/17/22)
FG Made	8, at Binghamton (12/3/22)
FG Att	20, at Binghamton (12/3/22)
3PFG Made	6, at Binghamton (12/3/22)
3PFG Att	10, at Binghamton (12/3/22)
FT Made	8, at Dayton (12/7/22)
FT Att	12, at Dayton (12/7/22)

STATISTICAL RANKINGS

Category	All Games
3-Point Pct.	.490 (MAAC - 1, NCAA - 23)
3-Point / Gm.	2.8 (MAAC - 3, NCAA - 38)
Minutes / Gm.	34.9 (MAAC - 1, NCAA - 73)

MISCELLANEOUS

Category	2022-23	Career
Double-doubles	1	1
Double-Figure points	6	6
Double-Figure rebounds	1	1
20-point games	4	4
Led team in scoring	2	2
Led team in rebounds	1	1
Led team in assists	3	5

IZABELA NICOLETTI LEITE'S 2022-23 GAME-BY-GAME STATISTICS

Opponent	Date	GS	MIN	FG-A	3FG-A	FT-A	Reb	A	TO	B	S	TP
Brown	11/7	*	37	2-9	1-2	3-4	4	5	0	0	2	8
at Penn St.	11/11	*	30	5-12	1-6	3-4	5	3	5	1	1	14
at Yale	11/14	*	29	1-7	1-4	0-0	2	0	6	0	2	3
Stonehill	11/18	*	30	3-8	2-3	0-0	3	1	3	0	1	8
Michigan	11/20	*	34	3-7	2-5	2-4	1	1	2	0	0	10
at Fordham	11/30	*	42	7-18	3-6	3-4	7	3	2	0	1	20
at Binghamton	12/3	*	36	8-20	6-10	2-4	2	5	5	0	2	24
at Dayton	12/7	*	38	4-8	4-6	8-12	3	5	1	0	2	20
Sacred Heart	12/11	*	39	7-15	5-9	2-3	11	1	6	1	2	21
at Saint Peter's	12/17	*	22	3-9	2-6	0-0	3	6	2	0	3	8
Iona	12/19											
at Mount	12/29											
at Siena	1/5											
Manhattan	1/7											
Niagara	1/12											
at Marist	1/14											
Siena	1/19											
at Rider	1/21											
Mount St. Marys	1/26											
Canisius	1/28											
at Manhattan	2/2											
Rider	2/4											
at Iona	2/9											
Quinnipiac	2/11											
at Canisius	2/17											
at Niagara	2/19											
Marist	2/23											
Saint Peter's	3/2											
Quinnipiac	3/4											

Izabela Nicolleti Leite's Career

Year	GP	GS	Min	Avg	FG-FGA	Pct	3FG-FGA	Pct	FT-FTA	Pct	REB	Avg	A	TO	Blk	Stl	Pts	Avg
2020-21	10	0	118	11.8	3-20	.150	3-16	.188	1-2	.500	10	1.0	10	11	2	4	10	1.0
2021-22	11	0	68	6.2	4-11	.364	2-8	.250	0-0	.000	6	0.5	6	7	0	3	10	0.9
2022-23	10	10	337	33.7	43-113	.381	27-57	.474	23-35	.657	41	4.1	30	32	2	16	136	13.6
TOTAL	**31**	**10**	**503**	**16.2**	**50-144**	**.347**	**32-81**	**.395**	**24-37**	**.649**	**57**	**1.8**	**46**	**50**	**4**	**23**	**156**	**5.0**



KATE PEEK

#12

5-9 • Fr. • G • Poughkeepsie, N.Y. • The Millbrook School
Major: Finance

SEASON HIGHS

Category	Season High
Points	3, at Saint Peter's (12/17)
Rebounds	2, at Saint Peter's (12/17)
Assists	-
Blocks	-
Steals	-
FG Made	1, 2X (at Saint Peter's 12/17)
FG Att	4, at Saint Peter's (12/17)
3PFG Made	1, at Saint Peter's (12/17)
3PFG Att	3, at Saint Peter's (12/17)
FT Made	-
FT Att	-

CAREER HIGHS

Category	Career High
Points	3, at Saint Peter's (12/17/22)
Rebounds	2, at Saint Peter's (12/17/22)
Assists	-
Blocks	-
Steals	-
FG Made	1, 2X (at Saint Peter's 12/17/22)
FG Att	4, at Saint Peter's (12/17/22)
3PFG Made	1, at Saint Peter's (12/17/22)
3PFG Att	3, at Saint Peter's (12/17/22)
FT Made	-
FT Att	-

STATISTICAL RANKINGS

Category	All Games

MISCELLANEOUS

Category	2022-23	Career
Double-doubles	-	-
Double-Figure points	-	-
Double-Figure rebounds	-	-
20-point games	-	-
Led team in scoring	-	-
Led team in rebounds	-	-
Led team in assists	-	-

KATE PEEKS' 2022-23 GAME-BY-GAME STATISTICS

Opponent	Date	GS	MIN	FG-A	3FG-A	FT-A	Reb	A	TO	B	S	TP
Brown	11/7					DNP						
at Penn St.	11/11		1	0-0	0-0	0-0	0	0	0	0	0	0
at Yale	11/14					DNP						
Stonehill	11/18		3	1-2	0-1	0-0	0	0	0	0	0	2
Michigan	11/20					DNP						
at Fordham	11/30					DNP						
at Binghamton	12/3					DNP						
at Dayton	12/7					DNP						
Sacred Heart	12/11					DNP						
at Saint Peter's	12/17		5	1-4	1-3	0-0	2	0	0	0	0	3
Iona	12/19											
at Mount	12/29											
at Siena	1/5											
Manhattan	1/7											
Niagara	1/12											
at Marist	1/14											
Siena	1/19											
at Rider	1/21											
Mount St. Marys	1/26											
Canisius	1/28											
at Manhattan	2/2											
Rider	2/4											
at Iona	2/9											
Quinnipiac	2/11											
at Canisius	2/17											
at Niagara	2/19											
Marist	2/23											
Saint Peter's	3/2											
Quinnipiac	3/4											

Kate Peek's Career

Year	GP	GS	Min	Avg	FG-FGA	Pct	3FG-FGA	Pct	FT-FTA	Pct	REB	Avg	A	TO	Blk	Stl	Pts	Avg
2022-23	3	0	9	3.0	2-6	.333	1-4	.250	0-0	.000	2	0.7	0	0	0	0	5	1.7
TOTAL	**3**	**0**	**9**	**3.0**	**2-6**	**.333**	**1-4**	**.250**	**0-0**	**.000**	**2**	**0.7**	**0**	**0**	**0**	**0**	**5**	**1.7**

LAUREN BEACH

#15

6-1 • So. • G/F • Medway, Mass. • Medway
Major: Nursing

SEASON HIGHS

Category	Season High
Points	7, vs Stonehill (11/18)
Rebounds	9, at Fordham (11/30)
Assists	3, at Saint Peter's (12/17)
Blocks	2, at Brown (11/8)
Steals	3, at Binghamton (12/3)
FG Made	3, vs Stonehill (11/18)
FG Att	6, at Saint Peter's (12/17)
3PFG Made	1, 4X (vs Sacred Heart 12/11)
3PFG Att	5, at Binghamton (12/3)
FT Made	2, at Dayton (12/7)
FT Att	3, at Dayton (12/7)

CAREER HIGHS

Category	Career High
Points	7, vs Stonehill (11/18/22)
Rebounds	9, at Fordham (11/30/22)
Assists	3, at Saint Peter's (12/17/22)
Blocks	2, at Brown (11/8/22)
Steals	3, at Binghamton (12/3/22)
FG Made	3, vs Stonehill (11/18/22)
FG Att	6, at Saint Peter's (12/17/22)
3PFG Made	1, 4X (vs Sacred Heart 12/11/22)
3PFG Att	5, at Binghamton (12/3/22)
FT Made	2, at Dayton (12/7/22)
FT Att	3, at Dayton (12/7/22)

STATISTICAL RANKINGS

Category	All Games

MISCELLANEOUS

Category	2022-23	Career
Double-doubles	-	-
Double-Figure points	-	-
Double-Figure rebounds	-	-
20-point games	-	-
Led team in scoring	-	-
Led team in rebounds	-	-
Led team in assists	-	-

LAUREN BEACH'S 2022-23 GAME-BY-GAME STATISTICS

Opponent	Date	GS	MIN	FG-A	3FG-A	FT-A	Reb	A	TO	B	S	TP
Brown	11/7		33	0-2	0-1	0-0	5	0	2	2	0	0
at Penn St.	11/11		29	2-4	1-2	0-1	1	1	2	0	0	5
at Yale	11/14		15	1-2	0-1	0-0	2	0	0	0	0	2
Stonehill	11/18		17	3-4	0-1	1-2	1	0	1	1	1	7
Michigan	11/20		24	1-2	1-2	0-0	2	0	1	0	1	3
at Fordham	11/30		35	2-4	0-1	1-2	9	0	2	0	0	5
at Binghamton	12/3		28	1-5	1-5	0-0	5	1	1	0	3	3
at Dayton	12/7	*	29	2-3	0-1	2-3	4	1	3	0	1	6
Sacred Heart	12/11	*	25	1-3	1-1	1-2	4	1	1	0	2	4
at Saint Peter's	12/17	*	25	1-6	0-4	0-0	3	3	0	1	2	2
Iona	12/19											
at Mount	12/29											
at Siena	1/5											
Manhattan	1/7											
Niagara	1/12											
at Marist	1/14											
Siena	1/19											
at Rider	1/21											
Mount St. Marys	1/26											
Canisius	1/28											
at Manhattan	2/2											
Rider	2/4											
at Iona	2/9											
Quinnipiac	2/11											
at Canisius	2/17											
at Niagara	2/19											
Marist	2/23											
Saint Peter's	3/2											
Quinnipiac	3/4											

Lauren Beach's Career

Year	GP	GS	Min	Avg	FG-FGA	Pct	3FG-FGA	Pct	FT-FTA	Pct	REB	Avg	A	TO	Blk	Stl	Pts	Avg
2022-23	10	3	259	25.9	14-35	.400	4-19	.211	5-10	.500	36	3.6	7	13	4	10	37	3.7
TOTAL	**10**	**3**	**259**	**25.9**	**14-35**	**.400**	**4-19**	**.211**	**5-10**	**.500**	**36**	**3.6**	**7**	**13**	**4**	**10**	**37**	**3.7**

JOCELYN POLANSKY

#22

5-10 • Sr. • G • Wallingford, Conn. • Utah State
Major: Sociology

SEASON HIGHS

Category	Season High
Points	-
Rebounds	1, at Saint Peter's (12/17)
Assists	-
Blocks	-
Steals	-
FG Made	-
FG Att	2, at Saint Peter's (12/17)
3PFG Made	-
3PFG Att	2, at Saint Peter's (12/17)
FT Made	-
FT Att	-

CAREER HIGHS

Category	Career High
Points	3, 4X (at BYU 11/26/19)
Rebounds	2, at Cal St. Fullerton (11/20/19)
Assists	1, 5X (vs Niagara 3/11/22)
Blocks	-
Steals	2, 3X (at Canisius 1/15/22)
FG Made	1, 4X (at BYU 11/26/19)
FG Att	5, at Cal St. Fullerton (11/20/19)
3PFG Made	1, 4X (at BYU 11/26/19)
3PFG Att	5, at Cal St. Fullerton (11/20/19)
FT Made	-
FT Att	-

STATISTICAL RANKINGS

Category	All Games

MISCELLANEOUS

Category	2022-23	Career
Double-doubles	-	-
Double-Figure points	-	-
Double-Figure rebounds	-	-
20-point games	-	-
Led team in scoring	-	-
Led team in rebounds	-	-
Led team in assists	-	-

JOCELYN POLANSKY'S 2022-23 GAME-BY-GAME STATISTICS

Opponent	Date	GS	MIN	FG-A	3FG-A	FT-A	Reb	A	TO	B	S	TP
Brown	11/7					DNP						
at Penn St.	11/11		3	0-1	0-0	0-0	0	0	0	0	0	0
at Yale	11/14					DNP						
Stonehill	11/18		3	0-1	0-1	0-0	0	0	0	0	0	0
Michigan	11/20					DNP						
at Fordham	11/30					DNP						
at Binghamton	12/3					DNP						
at Dayton	12/7					DNP						
Sacred Heart	12/11					DNP						
at Saint Peter's	12/17		5	0-2	0-2	0-0	1	0	2	0	0	0
Iona	12/19											
at Mount	12/29											
at Siena	1/5											
Manhattan	1/7											
Niagara	1/12											
at Marist	1/14											
Siena	1/19											
at Rider	1/21											
Mount St. Marys	1/26											
Canisius	1/28											
at Manhattan	2/2											
Rider	2/4											
at Iona	2/9											
Quinnipiac	2/11											
at Canisius	2/17											
at Niagara	2/19											
Marist	2/23											
Saint Peter's	3/2											
Quinnipiac	3/4											

Jocelyn Polansky's Career

Year	GP	GS	Min	Avg	FG-FGA	Pct	3FG-FGA	Pct	FT-FTA	Pct	REB	Avg	A	TO	Blk	Stl	Pts	Avg
2019-20	18	0	73	4.1	4-20	.200	4-16	.250	0-0	.000	4	0.2	4	8	0	7	12	0.7
2020-21	5	0	14	2.8	0-2	.000	0-2	.000	0-0	.000	1	0.2	0	0	0	1	0	0.0
2021-22	9	0	21	2.3	0-2	.000	0-1	.000	0-0	.000	2	0.2	1	2	0	2	0	0.0
2022-23	3	0	11	3.7	0-4	.000	0-3	.000	0-0	.000	1	0.3	0	2	0	0	0	0.0
TOTAL	**35**	**0**	**119**	**3.4**	**4-28**	**.143**	**4-22**	**.182**	**0-0**	**.000**	**8**	**0.2**	**5**	**12**	**0**	**10**	**12**	**0.3**



CALLIE CAVANAUGH

#23

6-1 • Gr. • F • Holyoke, Mass. • Holyoke • FIU
Major: Communications

SEASON HIGHS

Category	Season High
Points	36, at Brown (11/8)
Rebounds	8, vs Sacred Heart (12/11)
Assists	5, vs Sacred Heart (12/11)
Blocks	-
Steals	2, at Yale (11/14)
FG Made	14, at Brown (11/8)
FG Att	22, 2X (at Fordham 11/30)
3PFG Made	1, at Fordham (11/30)
3PFG Att	1, 2X (at Fordham 11/30)
FT Made	9, at Binghamton (12/3)
FT Att	13, at Binghamton (12/3)

CAREER HIGHS

Category	Career High
Points	36, at Brown (11/8/22)
Rebounds	14, vs Monmouth (2/21/21)
Assists	5, vs Sacred Heart (12/11/22)
Blocks	4, at Siena (1/2/20)
Steals	3, 4X (at Rider 1/8/22)
FG Made	14, at Brown (11/8/22)
FG Att	22, 2X (at Fordham 11/30/22)
3PFG Made	1, 3X (at Fordham 11/30/22)
3PFG Att	3, vs Yale (11/28/21)
FT Made	9, at Binghamton (12/3/22)
FT Att	13, at Binghamton (12/3/22)

STATISTICAL RANKINGS

Category	All Games
Pts / Gm.	18.6 (MAAC - 1, NCAA - 40)
Field Goals	67 (MAAC - 1, NCAA - 44)
FG Pct.	.496 (MAAC - 4, NCAA - 94)

MISCELLANEOUS

Category	2022-23	Career
Double-doubles	-	5
Double-Figure points	9	43
Double-Figure rebounds	-	6
20-point games	4	5
Led team in scoring	4	12
Led team in rebounds	1	11
Led team in assists	3	4

CALLIE CAVANAUGH'S 2022-23 GAME-BY-GAME STATISTICS

Opponent	Date	GS	MIN	FG-A	3FG-A	FT-A	Reb	A	TO	B	S	TP
Brown	11/7	*	35	14-22	0-0	8-12	7	0	4	0	0	36
at Penn St.	11/11	*	31	6-10	0-0	1-2	3	2	3	0	1	13
at Yale	11/14	*	37	6-14	0-0	2-4	3	1	2	0	2	14
Stonehill	11/18	*	24	4-12	0-1	1-2	2	2	1	1	1	9
Michigan	11/20	*	30	5-14	0-0	2-2	6	2	3	0	1	12
at Fordham	11/30	*	40	13-22	1-1	3-4	6	4	1	0	0	30
at Binghamton	12/3	*	32	8-15	0-0	9-13	6	0	2	0	0	25
at Dayton	12/7	*	27	5-10	0-0	3-4	2	1	0	0	0	13
Sacred Heart	12/11	*	36	6-16	0-0	3-3	8	5	4	0	0	15
at Saint Peter's	12/17	*	26	9-16	0-0	3-4	3	2	2	0	1	21
Iona	12/19											
at Mount	12/29											
at Siena	1/5											
Manhattan	1/7											
Niagara	1/12											
at Marist	1/14											
Siena	1/19											
at Rider	1/21											
Mount St. Marys	1/26											
Canisius	1/28											
at Manhattan	2/2											
Rider	2/4											
at Iona	2/9											
Quinnipiac	2/11											
at Canisius	2/17											
at Niagara	2/19											
Marist	2/23											
Saint Peter's	3/2											
Quinnipiac	3/4											

Callie Cavanaugh's Career

Year	GP	GS	Min	Avg	FG-FGA	Pct	3FG-FGA	Pct	FT-FTA	Pct	REB	Avg	A	TO	Blk	Stl	Pts	Avg
2017-18	29	29	664	22.9	68-152	.447	0-1	.000	25-35	.714	139	4.8	9	24	13	9	161	5.6
2019-20	30	28	778	25.9	89-209	.426	1-4	.250	37-51	.725	126	4.2	20	40	12	24	216	7.2
2020-21	16	14	370	23.1	39-87	.448	0-3	.000	14-23	.609	63	3.9	8	23	10	11	92	5.8
2021-22	32	32	1042	32.6	134-294	.456	1-18	.056	38-54	.704	136	4.3	41	45	23	22	307	9.6
2022-23	10	10	317	31.7	76-151	.503	1-2	.500	35-50	.700	46	4.6	19	22	1	6	188	18.8
TOTAL	**117**	**113**	**3171**	**27.1**	**406-893**	**.455**	**3-28**	**.107**	**149-213**	**.700**	**510**	**4.4**	**97**	**157**	**59**	**72**	**964**	**8.2**

MACKENZIE DALEBA

#25

5-11 • Jr. • F • Dorchester, Mass. • Cathedral
Major: Communications

SEASON HIGHS

Category	Season High
Points	8, at Saint Peter's (12/17)
Rebounds	9, at Saint Peter's (12/17)
Assists	1, 2X (at Fordham 11/30)
Blocks	1, at Saint Peter's (12/17)
Steals	-
FG Made	4, at Saint Peter's (12/17)
FG Att	8, at Saint Peter's (12/17)
3PFG Made	-
3PFG Att	-
FT Made	2, vs Michigan (11/20)
FT Att	4, at Penn State (11/11)

CAREER HIGHS

Category	Career High
Points	8, at Saint Peter's (12/17/22)
Rebounds	9, at Saint Peter's (12/17/22)
Assists	1, 3X (at Fordham 11/30/22)
Blocks	1, at Saint Peter's (12/17/22)
Steals	2, at Saint Peter's (3/5/22)
FG Made	4, at Saint Peter's (12/17/22)
FG Att	8, at Saint Peter's (12/17/22)
3PFG Made	-
3PFG Att	1, at Rutgers (11/14/21)
FT Made	2, vs Michigan (11/20/22)
FT Att	4, 2X (at Penn State 11/11)

STATISTICAL RANKINGS

Category	All Games

MISCELLANEOUS

Category	2021-22	Career
Double-doubles	-	-
Double-Figure points	-	-
Double-Figure rebounds	-	-
20-point games	-	-
Led team in scoring	-	-
Led team in rebounds	1	1
Led team in assists	-	-

MACKENZIE DALEBA'S 2022-23 GAME-BY-GAME STATISTICS

Opponent	Date	GS	MIN	FG-A	3FG-A	FT-A	Reb	A	TO	B	S	TP
Brown	11/7					DNP						
at Penn St.	11/11		3	0-1	0-0	1-4	2	0	0	0	0	1
at Yale	11/14					DNP						
Stonehill	11/18		5	3-4	0-0	0-0	2	0	0	0	0	6
Michigan	11/20		5	1-1	0-0	2-3	1	1	3	0	0	4
at Fordham	11/30		8	1-4	0-0	0-0	1	1	0	0	0	2
at Binghamton	12/3		0+	0-0	0-0	0-0	0	0	0	0	0	0
at Dayton	12/7					DNP						
Sacred Heart	12/11					DNP						
at Saint Peter's	12/17		10	4-8	0-0	0-1	9	0	0	1	0	8
Iona	12/19											
at Mount	12/29											
at Siena	1/5											
Manhattan	1/7											
Niagara	1/12											
at Marist	1/14											
Siena	1/19											
at Rider	1/21											
Mount St. Marys	1/26											
Canisius	1/28											
at Manhattan	2/2											
Rider	2/4											
at Iona	2/9											
Quinnipiac	2/11											
at Canisius	2/17											
at Niagara	2/19											
Marist	2/23											
Saint Peter's	3/2											
Quinnipiac	3/4											

Mackenzie Daleba's Career

Year	GP	GS	Min	Avg	FG-FGA	Pct	3FG-FGA	Pct	FT-FTA	Pct	REB	Avg	A	TO	Blk	Stl	Pts	Avg
2020-21	2	0	5	2.5	0-1	.000	0-0	.000	0-0	.000	1	0.5	0	0	0	0	0	0.0
2021-22	18	0	37	2.1	5-15	.333	0-1	.000	1-6	.167	14	0.8	1	3	0	3	11	0.6
2022-23	6	0	30	5.0	9-18	.500	0-0	.000	3-8	.375	15	2.5	2	3	1	0	21	3.5
TOTAL	**26**	**0**	**72**	**2.8**	**14-34**	**.412**	**0-1**	**.000**	**4-14**	**.286**	**30**	**1.2**	**3**	**6**	**1**	**3**	**32**	**1.2**

BROOKE TATARIAN

#33

5-10 • So. • G • Yonkers, N.Y. • The Masters School
Major: Undecided

SEASON HIGHS

Category	Season High
Points	10, at Saint Peter's (12/17)
Rebounds	4, 2X (at Saint Peter's 12/17)
Assists	2, at Dayton (12/7)
Blocks	-
Steals	1, 2X (at Dayton 12/7)
FG Made	4, at Saint Peter's (12/17)
FG Att	6, at Saint Peter's (12/17)
3PFG Made	2, at Saint Peter's (12/17)
3PFG Att	2, 2X (at Saint Peter's (12/17)
FT Made	6, at Yale (11/14)
FT Att	6, at Yale (11/14)

CAREER HIGHS

Category	Career High
Points	10, at Saint Peter's (12/17/22)
Rebounds	4, 2X (at Saint Peter's 12/17/22)
Assists	2, at Dayton (12/7/22)
Blocks	1, vs Manhattan (1/20/22)
Steals	1, 2X (at Dayton 12/7/22)
FG Made	4, at Saint Peter's (12/17/22)
FG Att	6, at Saint Peter's (12/17/22)
3PFG Made	2, at Saint Peter's (12/17/22)
3PFG Att	2, 2X (at Saint Peter's 12/17/22)
FT Made	6, at Yale (11/14/22)
FT Att	6, at Yale (11/14/22)

STATISTICAL RANKINGS

Category	All Games

MISCELLANEOUS

Category	2022-23	Career
Double-doubles	-	-
Double-Figure points	1	1
Double-Figure rebounds	-	-
20-point games	-	-
Led team in scoring	-	-
Led team in rebounds	-	-
Led team in assists	-	-

BROOKE TATARIAN'S 2022-23 GAME-BY-GAME STATISTICS

Opponent	Date	GS	MIN	FG-A	3FG-A	FT-A	Reb	A	TO	B	S	TP
Brown	11/7					DNP						
at Penn St.	11/11		3	0-0	0-0	0-0	0	0	0	0	1	0
at Yale	11/14		18	1-1	0-0	6-6	2	1	0	0	0	8
Stonehill	11/18		14	2-3	1-2	0-0	1	0	0	0	0	5
Michigan	11/20		10	0-1	0-0	0-0	0	0	0	0	0	0
at Fordham	11/30		14	2-2	0-0	0-0	4	0	1	0	0	4
at Binghamton	12/3		15	1-3	1-1	0-0	2	0	0	0	0	3
at Dayton	12/7		25	2-3	0-1	2-5	2	2	1	0	1	6
Sacred Heart	12/11		17	1-3	0-1	0-0	1	1	0	0	0	2
at Saint Peter's	12/17		19	4-6	2-2	0-1	4	0	0	0	0	10
Iona	12/19											
at Mount	12/29											
at Siena	1/5											
Manhattan	1/7											
Niagara	1/12											
at Marist	1/14											
Siena	1/19											
at Rider	1/21											
Mount St. Marys	1/26											
Canisius	1/28											
at Manhattan	2/2											
Rider	2/4											
at Iona	2/9											
Quinnipiac	2/11											
at Canisius	2/17											
at Niagara	2/19											
Marist	2/23											
Saint Peter's	3/2											
Quinnipiac	3/4											

Brooke Tatarians's Career

Year	GP	GS	Min	Avg	FG-FGA	Pct	3FG-FGA	Pct	FT-FTA	Pct	REB	Avg	A	TO	Blk	Stl	Pts	Avg
2021-22	13	0	22	1.7	0-2	.000	0-0	.000	1-2	.500	5	0.4	0	1	1	0	1	0.1
2022-23	9	0	135	15.0	13-22	.591	4-7	.571	8-12	.667	16	1.8	4	2	0	2	38	4.2
TOTAL	**22**	**0**	**157**	**7.1**	**13-24**	**.542**	**4-7**	**.571**	**9-14**	**.643**	**21**	**1.0**	**4**	**3**	**1**	**2**	**39**	**1.8**



DAYNA TIRADO

#34

6-1 • So. • F • Closter, N.J. • Northern Valley Demarest
Major: Biology

SEASON HIGHS

Category	Season High
Points	-
Rebounds	-
Assists	-
Blocks	1, at Saint Peter's (12/17)
Steals	-
FG Made	-
FG Att	3, at Saint Peter's (12/17)
3PFG Made	-
3PFG Att	-
FT Made	-
FT Att	2, vs Stonehill (11/18)

CAREER HIGHS

Category	Career High
Points	2, 2X (at Canisius 1/15/22)
Rebounds	2, at Saint Peter's (3/5/22)
Assists	-
Blocks	1, 2X (at Saint Peter's 12/17/22)
Steals	-
FG Made	1, 2X (at Canisius 1/15/22)
FG Att	3, at Saint Peter's (12/17/22)
3PFG Made	-
3PFG Att	1, at Saint Peter's (3/5/22)
FT Made	-
FT Att	2, vs Stonehill (11/18/22)

STATISTICAL RANKINGS

Category	All Games

MISCELLANEOUS

Category	2022-23	Career
Double-doubles	-	-
Double-Figure points	-	-
Double-Figure rebounds	-	-
20-point games	-	-
Led team in scoring	-	-
Led team in rebounds	-	-
Led team in assists	-	-

DAYNA TIRADO'S 2022-23 GAME-BY-GAME STATISTICS

Opponent	Date	GS	MIN	FG-A	3FG-A	FT-A	Reb	A	TO	B	S	TP
Brown	11/7					DNP						
at Penn St.	11/11		3	0-0	0-0	0-0	0	0	0	0	0	0
at Yale	11/14					DNP						
Stonehill	11/18		4	0-0	0-0	0-2	0	0	0	0	0	0
Michigan	11/20					DNP						
at Fordham	11/30					DNP						
at Binghamton	12/3					DNP						
at Dayton	12/7					DNP						
Sacred Heart	12/11					DNP						
at Saint Peter's	12/17		5	0-3	0-0	0-0	0	0	0	1	0	0
Iona	12/19											
at Mount	12/29											
at Siena	1/5											
Manhattan	1/7											
Niagara	1/12											
at Marist	1/14											
Siena	1/19											
at Rider	1/21											
Mount St. Marys	1/26											
Canisius	1/28											
at Manhattan	2/2											
Rider	2/4											
at Iona	2/9											
Quinnipiac	2/11											
at Canisius	2/17											
at Niagara	2/19											
Marist	2/23											
Saint Peter's	3/2											
Quinnipiac	3/4											

Dayna Tirado's Career

Year	GP	GS	Min	Avg	FG-FGA	Pct	3FG-FGA	Pct	FT-FTA	Pct	REB	Avg	A	TO	Blk	Stl	Pts	Avg
2020-21	2	0	4	2.0	0-0	.000	0-0	.000	0-0	.000	0	0.0	0	2	0	0	0	0.0
2021-22	6	0	10	1.7	2-7	.286	0-1	.000	0-0	.000	2	0.3	0	0	1	0	4	0.8
2022-23	3	0	12	4.0	0-3	.000	0-0	.000	0-2	.000	0	0.0	0	0	1	0	0	0.0
TOTAL	**11**	**0**	**26**	**2.4**	**2-10**	**.200**	**0-1**	**.000**	**0-0**	**.000**	**2**	**0.2**	**0**	**2**	**2**	**0**	**4**	**0.4**

ANDREA HERNANGOMEZ

#41

6-1 • Gr. • F • Madrid, Spain • Carmen Conde
Major: Marketing

SEASON HIGHS

Category	Season High
Points	22, at Dayton (12/7)
Rebounds	10, at Brown (11/8)
Assists	7, vs Stonehill (11/18)
Blocks	1, at Brown (11/8)
Steals	5, vs Stonehill (11/18)
FG Made	7, 2X (at Dayton 12/7)
FG Att	15, at Dayton (12/7)
3PFG Made	3, vs Stonehill (11/18)
3PFG Att	5, vs Stonehill (11/18)
FT Made	6, at Dayton (12/7)
FT Att	6, 2X (at Dayton 12/7)

CAREER HIGHS

Category	Career High
Points	22, at Dayton (12/7/22)
Rebounds	18, vs Stetson (11/19/21)
Assists	7, 2X (vs Stonehill 11/18/22)
Blocks	3, vs Manhattan (1/23/20)
Steals	5, 2X (vs Stonehill 11/18/22)
FG Made	10, at Canisius (1/15/22)
FG Att	17, vs Monmouth (2/20/21)
3PFG Made	3, 2X (vs Stonehill 11/18/22)
3PFG Att	5, vs Stonehill (11/18/22)
FT Made	6, at Dayton (12/7/22)
FT Att	6, 3X (at Dayton 12/7/22)

STATISTICAL RANKINGS

Category	All Games

MISCELLANEOUS

Category	2022-23	Career
Double-doubles	-	7
Double-Figure points	2	21
Double-Figure rebounds	1	15
20-point games	2	3
Led team in scoring	2	6
Led team in rebounds	5	30
Led team in assists	3	8

ANDREA HERNANGOMEZ'S 2022-23 GAME-BY-GAME STATISTICS

Opponent	Date	GS	MIN	FG-A	3FG-A	FT-A	Reb	A	TO	B	S	TP
Brown	11/7	*	32	2-10	0-0	1-2	10	2	4	1	0	5
at Penn St.	11/11	*	31	1-5	0-0	0-0	6	0	2	0	1	2
at Yale	11/14	*	38	1-5	0-0	4-6	6	2	6	0	2	6
Stonehill	11/18	*	28	7-9	3-4	3-5	7	7	0	0	5	20
Michigan	11/20	*	33	0-3	0-1	2-2	5	1	4	0	1	2
at Fordham	11/30	*	27	0-1	0-0	0-0	2	4	4	0	0	0
at Binghamton	12/3	*	31	3-7	2-4	0-2	7	4	4	0	1	8
at Dayton	12/7	*	35	7-15	2-4	6-6	9	5	3	0	1	22
Sacred Heart	12/11	*	27	1-4	0-1	0-0	6	3	6	0	1	2
at Saint Peter's	12/17	*	24	3-5	0-1	2-4	8	3	2	0	4	8
Iona	12/19											
at Mount	12/29											
at Siena	1/5											
Manhattan	1/7											
Niagara	1/12											
at Marist	1/14											
Siena	1/19											
at Rider	1/21											
Mount St. Marys	1/26											
Canisius	1/28											
at Manhattan	2/2											
Rider	2/4											
at Iona	2/9											
Quinnipiac	2/11											
at Canisius	2/17											
at Niagara	2/19											
Marist	2/23											
Saint Peter's	3/2											
Quinnipiac	3/4											

Andrea Hernangomez's Career

Year	GP	GS	Min	Avg	FG-FGA	Pct	3FG-FGA	Pct	FT-FTA	Pct	REB	Avg	A	TO	Blk	Stl	Pts	Avg
2018-19	31	0	356	11.5	37-93	.398	5-13	.385	8-17	.471	79	2.5	13	30	7	12	87	2.8
2019-20	29	1	421	14.5	50-153	.327	6-37	.162	13-21	.619	129	4.4	25	40	15	16	119	4.1
2020-21	16	6	329	20.6	37-99	.374	8-21	.381	10-16	.625	80	5.0	22	19	6	17	92	5.8
2021-22	31	31	968	31.2	108-267	.404	9-52	.173	22-38	.579	252	8.1	50	61	10	38	247	8.0
2022-23	10	10	305	30.5	25-64	.391	7-15	.467	18-27	.667	66	6.6	31	35	1	16	75	7.5
TOTAL	**117**	**48**	**2379**	**20.3**	**257-676**	**.380**	**35-138**	**.254**	**71-119**	**.597**	**605**	**5.2**	**141**	**185**	**39**	**99**	**618**	**5.3**

MACKENZIE MARTIN

#42

5-10 • Sr. • G • Syracuse, N.Y. • Westhill
Major: Marketing

SEASON HIGHS

Category	Season High
Points	4, 2X (vs Michigan 11/20)
Rebounds	2, 3X (vs Sacred Heart 12/11)
Assists	3, at Saint Peter's (12/17)
Blocks	-
Steals	1, 4X (vs Sacred Heart 12/11)
FG Made	2, 2X (vs Michigan 11/20)
FG Att	3, 3X (at Dayton 12/7)
3PFG Made	1, at Dayton (12/7)
3PFG Att	3, at Dayton (12/7)
FT Made	-
FT Att	-

CAREER HIGHS

Category	Career High
Points	6, at Canisius (1/15/22)
Rebounds	8, vs Brown (11/9/21)
Assists	3, at Saint Peter's (12/17/22)
Blocks	1, at Saint Peter's (3/5/22)
Steals	1, 8X (vs Sacred Heart 12/11/22)
FG Made	3, at Canisius (1/15/22)
FG Att	4, 2X (at Canisius 1/15/22)
3PFG Made	1, 3X (at Dayton 12/7/22)
3PFG Att	3, at Dayton (12/7/22)
FT Made	2, vs Saint Peter's (2/8/21)
FT Att	2, 2X (at Saint Peter's 3/5/22)

STATISTICAL RANKINGS

Category	All Games

MISCELLANEOUS

Category	2022-23	Career
Double-doubles	-	-
Double-Figure points	-	-
Double-Figure rebounds	-	-
20-point games	-	-
Led team in scoring	-	-
Led team in rebounds	-	1
Led team in assists	-	-

MACKENZIE MARTIN'S 2022-23 GAME-BY-GAME STATISTICS

Opponent	Date	GS	MIN	FG-A	3FG-A	FT-A	Reb	A	TO	B	S	TP
Brown	11/7		11	1-2	0-0	0-0	2	1	0	0	1	2
at Penn St.	11/11		10	2-3	0-0	0-0	1	0	2	0	0	4
at Yale	11/14		4	0-0	0-0	0-0	0	0	0	0	0	0
Stonehill	11/18		18	0-0	0-0	0-0	0	1	1	0	1	0
Michigan	11/20		12	2-3	0-1	0-0	2	0	1	0	0	4
at Fordham	11/30		6	0-1	0-1	0-0	0	1	0	0	0	0
at Binghamton	12/3		5	0-0	0-0	0-0	0	0	0	0	0	0
at Dayton	12/7		12	1-3	1-3	0-0	1	2	0	0	1	3
Sacred Heart	12/11		15	0-0	0-0	0-0	2	0	0	0	1	0
at Saint Peter's	12/17		14	0-1	0-0	0-0	1	3	1	0	0	0
Iona	12/19											
at Mount	12/29											
at Siena	1/5											
Manhattan	1/7											
Niagara	1/12											
at Marist	1/14											
Siena	1/19											
at Rider	1/21											
Mount St. Marys	1/26											
Canisius	1/28											
at Manhattan	2/2											
Rider	2/4											
at Iona	2/9											
Quinnipiac	2/11											
at Canisius	2/17											
at Niagara	2/19											
Marist	2/23											
Saint Peter's	3/2											
Quinnipiac	3/4											

MacKenzie Martin's Career

Year	GP	GS	Min	Avg	FG-FGA	Pct	3FG-FGA	Pct	FT-FTA	Pct	REB	Avg	A	TO	Blk	Stl	Pts	Avg
2019-20	16	0	44	2.8	3-6	.500	0-1	.000	0-0	.000	8	0.5	2	5	0	1	6	0.4
2020-21	14	0	96	6.9	5-14	.357	0-4	.000	2-3	.667	13	0.9	2	10	0	1	12	0.9
2021-22	28	0	182	6.5	8-25	.320	2-4	.500	0-2	.000	39	1.4	5	9	1	2	18	0.6
2022-23	10	0	107	10.7	6-13	.462	1-5	.200	0-0	.000	9	0.9	8	5	0	4	13	1.3
TOTAL	**68**	**0**	**429**	**6.5**	**22-58**	**.379**	**3-14**	**.214**	**2-5**	**.400**	**69**	**1.0**	**17**	**29**	**1**	**8**	**49**	**0.7**

2022-23 Fairfield Women's Basketball
Combined Team Statistics
All games

as of Dec 18, 2022

Game Records

Record	Overall	Home	Away	Neutral
ALL GAMES	5-5	1-2	4-3	0-0
CONFERENCE	1-0	0-0	1-0	0-0
NON-CONFERENCE	4-5	1-2	3-3	0-0

Score by Periods

Team	1st	2nd	3rd	4th	OT	TOT
Fairfield	146	131	187	199	17	680
Opponents	155	157	167	183	10	672

Team Box Score

No.	Player				Total		3-Point		F-Throw		Rebounds											
		GP-GS	MIN	AVG	FG-FGA	FG%	3FG-3FGA	3FG%	FT-FTA	FT%	OFF	DEF	TOT	AVG	PF	DQ	A	TO	BLK	STL	PTS	AVG
23	CAVANAUGH, Callie	10-10	316:09	31.6	76-151	.503	1-2	.500	35-50	.700	26	20	46	4.6	31	1	19	22	1	6	188	18.8
10	NICOLETTI-LEITE, Izabela	10-10	336:10	33.6	43-113	.381	27-57	.474	23-35	.657	2	39	41	4.1	23	0	30	32	2	16	136	13.6
3	BROWN, Janelle	9-8	202:46	22.5	28-72	.389	8-22	.364	20-31	.645	11	39	50	5.6	32	2	24	33	3	24	84	9.3
41	HERNANGOMEZ, Andrea	10-10	304:14	30.4	25-64	.391	7-15	.467	18-27	.667	22	44	66	6.6	22	0	31	35	1	16	75	7.5
2	RUBINO, Mimi	10-9	260:35	26.1	28-83	.337	9-36	.250	10-22	.455	9	18	27	2.7	21	1	22	23	1	6	75	7.5
33	TATARIAN, Brooke	9-0	136:58	15.2	13-22	.591	4-7	.571	8-12	.667	6	10	16	1.8	12	0	4	2	0	2	38	4.2
15	BEACH, Lauren	10-3	256:31	25.7	14-35	.400	4-19	.211	5-10	.500	10	26	36	3.6	19	0	7	13	4	10	37	3.7
25	DALEBA, Mackenzie	6-0	30:59	5.2	9-18	.500	0-0	.000	3-8	.375	9	6	15	2.5	5	0	2	3	1	0	21	3.5
12	PEEK, Kate	3-0	08:24	2.8	2-6	.333	1-4	.250	0-0	.000	0	2	2	0.7	1	0	0	0	0	0	5	1.7
42	MARTIN, Mackenzie	10-0	109:44	11.0	6-13	.462	1-5	.200	0-0	.000	5	4	9	0.9	7	0	8	5	0	4	13	1.3
1	ENG, Anna	8-0	40:16	5.0	2-6	.333	2-5	.400	2-2	1.000	2	7	9	1.1	3	0	2	5	1	3	8	1.0
34	TIRADO, Dayna	3-0	11:45	3.9	0-3	.000	0-0	.000	0-2	.000	0	0	0	0.0	1	0	0	0	1	0	0	0.0
22	POLANSKY, Jocelyn	3-0	10:29	3.5	0-4	.000	0-3	.000	0-0	.000	0	1	1	0.3	1	0	0	2	0	0	0	0.0
Team											18	12	30					5				
Total		**10**	**2025**		**246-590**	**.417**	**64-175**	**.366**	**124-199**	**.623**	**120**	**228**	**348**	**34.8**	**178**	**4**	**149**	**180**	**15**	**87**	**680**	**68.0**
Opponents		**10**	**2035**		**248-590**	**.420**	**63-199**	**.317**	**113-157**	**.720**	**121**	**254**	**375**	**37.5**	**196**	**2**	**136**	**190**	**32**	**95**	**672**	**67.2**

Team Statistics

	FAIRF	OPP
Scoring	**680**	**672**
Points per game	68.0	67.2
Scoring margin	+0.8	-
Field goals-att	**246-590**	**248-590**
Field goal pct	.417	.420
3 point fg-att	**64-175**	**63-199**
3-point FG pct	.366	.317
3-pt FG made per game	6.4	6.3
Free throws-att	**124-199**	**113-157**
Free throw pct	.623	.720
F-Throws made per game	12.4	11.3
Rebounds	**348**	**375**
Rebounds per game	34.8	37.5
Rebounding margin	-2.7	-
Assists	**149**	**136**
Assists per game	14.9	13.6
Turnovers	**180**	**190**
Turnovers per game	18.0	19.0
Turnover margin	+1.0	-
Assist/turnover ratio	0.8	0.7
Steals	**87**	**95**
Steals per game	8.7	9.5
Blocks	**15**	**32**
Blocks per game	1.5	3.2
Winning streak	**1**	**-**
Home win streak	0	-
Attendance	**4777**	**6452**
Home games-Avg/Game	3-1592	7-922
Neutral site-Avg/Game	-	0-0

Team Results

Date	Opponent		Score	Att.
11/07/2022	at Brown	W	62-52	638
11/11/2022	at Penn St.	L	49-77	1959
11/14/2022	at Yale	L	61-68	0
11/18/2022	Stonehill	W	77-53	2440
11/20/2022	Michigan	L	53-69	1026
11/30/2022	at Fordham	Wot	82-75	398
12/03/2022	at Binghamton	L	72-77	1600
12/07/2022	at Dayton	W	90-83	1547
12/11/2022	Sacred Heart	L	58-69	1311
12/17/2022	at Saint Peter's	W	76-49	310

GAME 1

NOVEMBER 7, 2022

Fairfield	62
Monmouth	52

Pizzitola Sports Complex
Providence, R.I.

Official Basketball Box Score - Final
Fairfield at Brown
11/07/22 Pizzitola Sports Center, Providence
2022-23 Women's Basketball

Game Time: 7:00 PM
Game Duration: 1:54
Attendance: 638

Officials: Jessica Smith, Persio Reyes, Kevin George

Fairfield - 62 Record: 1-0

NO.	Name		Min	FG M-A	3P M-A	FT M-A	Reb OR	Reb DR	Reb TOT	Fouls PF	Fouls FD	TP	AS	TO	ST	Blocks BS	Blocks BA	+/-
23	Callie Cavanaugh	F	35:19	14-22	0-0	8-12	3	4	7	4	8	36	0	4	0	0	3	6
41	Andrea Hernangomez	F	32:14	2-10	0-0	1-2	1	9	10	1	6	5	2	4	0	1	0	14
2	Mimi Rubino	G	26:20	2-10	0-4	0-0	0	5	5	0	1	4	3	0	1	1	2	-13
3	Janelle Brown	G	18:59	1-2	1-1	4-4	0	5	5	4	2	7	6	1	1	0	0	18
10	Izabela Nicoletti-Leite	G	37:11	2-9	1-2	3-4	0	4	4	2	4	8	5	0	2	0	0	15
15	Lauren Beach		32:45	0-2	0-1	0-0	2	3	5	2	0	0	0	2	0	2	0	8
42	Mackenzie Martin		10:31	1-2	0-0	0-0	1	1	2	1	0	2	1	0	1	0	0	-3
1	Anna Eng		06:41	0-0	0-0	0-0	0	0	0	1	0	0	0	1	0	1	0	5
	Team						2	1	3			0		0				
	Totals			22-57	2-8	16-22	9	32	41	15	21	62	17	12	5	5	5	10

Technical Fouls::NONE

Shooting By Period			
1st	FG%	8-18	44.4%
	3PT%	1-2	50.0%
	FT%	2-2	100%
2nd	FG%	3-11	27.3%
	3PT%	0-3	0.0%
	FT%	3-6	50%
3rd	FG%	4-15	26.7%
	3PT%	1-3	33.3%
	FT%	1-2	50%
4th	FG%	7-13	53.8%
	3PT%	0-0	0.0%
	FT%	10-12	83.3%
GM	FG%	22-57	38.6%
	3PT%	2-8	25.0%
	FT%	16-22	72.7%

Dead Ball Rebounds: 5, 1

Brown - 52 Record: 0-1

NO.	Name		Min	FG M-A	3P M-A	FT M-A	Reb OR	Reb DR	Reb TOT	Fouls PF	Fouls FD	TP	AS	TO	ST	Blocks BS	Blocks BA	+/-
25	Gianna Aiello	C	20:19	1-6	0-0	0-0	5	4	9	3	1	2	0	2	1	0	0	-23
2	Kyla Jones	G	38:14	10-19	0-0	1-5	4	1	5	2	5	21	1	6	0	0	1	-7
4	Isabella Mauricio	G	21:09	0-11	0-8	0-0	0	0	0	0	1	0	0	3	0	0	1	-11
13	Charlotte Jewell	G	13:58	0-2	0-0	0-2	1	2	3	0	3	0	0	3	0	0	1	-7
33	Page Greenburg	G	14:44	2-6	0-2	0-0	0	1	1	1	1	4	1	0	1	0	0	-11
0	Mya Murray		19:41	0-1	0-0	0-0	0	7	7	5	0	0	1	0	0	4	0	13
20	Elizabeth Nelson		21:29	2-5	0-1	1-2	2	2	4	4	2	5	1	0	1	0	1	-9
22	Mackenzie Leahy		23:08	1-5	1-2	0-0	2	3	5	2	1	3	4	0	0	1	0	4
44	Amanda Latkany		06:19	2-2	2-2	0-0	0	1	1	0	0	6	0	0	0	0	0	3
21	Grace Arnolie		20:59	5-14	0-5	1-2	3	0	3	4	1	11	2	3	2	0	1	-2
	Team						3	6	9			0		0				
	Totals			23-71	3-20	3-11	20	27	47	21	15	52	10	17	5	5	5	-10

Technical Fouls::NONE

Shooting By Period			
1st	FG%	3-17	17.6%
	3PT%	0-4	0.0%
	FT%	1-2	50%
2nd	FG%	6-18	33.3%
	3PT%	2-5	40.0%
	FT%	0-2	0%
3rd	FG%	9-19	47.4%
	3PT%	0-4	0.0%
	FT%	2-7	28.6%
4th	FG%	5-17	29.4%
	3PT%	1-7	14.3%
	FT%	0-0	0%
GM	FG%	23-71	32.4%
	3PT%	3-20	15.0%
	FT%	3-11	27.3%

Dead Ball Rebounds: 3, 0

	FAIR	BROWN
Biggest lead	13 (1st 0:34)	5 (4th 9:02)
Best Scoring Run	11(1st 0:34)	12(3rd 3:08)
Lead Changes	2	
Times Tied	2	
Time with Lead	31:40	05:31

Points from	FAIR	BROWN
Turnovers	23	12
Paint	26	28
Second Chance	7	7
Fast Breaks	9	12
Bench	2	25

Period by Period Scoring	1st	2nd	3rd	4th	TOT
FAIR	19	9	10	24	62
BROWN	7	14	20	11	52

GAME 2

NOVEMBER 11, 2022

Fairfield	49
Monmouth	77

Bryce Jordan Center
University Park, Pa.

Official Basketball Box Score - Final
Fairfield at Penn St.
11/11/22 Bryce Jordan Center, State College
2022-23 Women's Basketball

Game Time: 7:00 PM
Game Duration: 1:51
Attendance: 1,959

Officials: Brian Garland, Kalei Enterline, Kylie Galloway

Fairfield - 49 Record: 1-1

NO.	Name		Min	FG M-A	3P M-A	FT M-A	Reb OR	Reb DR	Reb TOT	Fouls PF	Fouls FD	TP	AS	TO	ST	Blocks BS	Blocks BA	+/-
23	Callie Cavanaugh	F	30:41	6-10	0-0	1-2	3	0	3	3	3	13	2	3	1	0	1	-23
41	Andrea Hernangomez	F	30:39	1-5	0-0	0-0	2	4	6	3	2	2	0	2	1	0	0	-15
2	Mimi Rubino	G	34:26	0-10	0-4	2-4	1	2	3	0	3	2	4	3	1	0	0	-22
3	Janelle Brown	G	16:06	3-7	2-5	0-0	0	2	2	4	2	8	2	6	4	0	0	-16
10	Izabela Nicoletti-Leite	G	28:44	5-12	1-6	3-4	2	3	5	3	3	14	3	5	1	1	0	-18
15	Lauren Beach		28:34	2-4	1-2	0-1	0	1	1	1	1	5	1	2	0	0	0	-29
42	Mackenzie Martin		10:28	2-3	0-0	0-0	1	0	1	1	3	4	0	2	0	0	0	-15
1	Anna Eng		07:27	0-0	0-0	0-0	0	1	1	0	1	0	0	3	0	0	0	-5
33	Brooke Tatarian		03:34	0-0	0-0	0-0	0	0	0	0	0	0	0	0	1	0	0	2
34	Dayna Tirado		03:16	0-0	0-0	0-0	0	0	0	0	0	0	0	0	0	0	0	2
22	Jocelyn Polansky		02:40	0-1	0-0	0-0	0	0	0	0	0	0	0	0	0	0	0	-1
25	Mackenzie Daleba		02:40	0-1	0-0	1-4	1	1	2	1	2	1	0	0	0	0	0	-1
12	Kate Peek		00:45	0-0	0-0	0-0	0	0	0	0	0	0	0	0	0	0	0	1
	Team						2	0	2			0		1				
	Totals			19-53	4-17	7-15	12	14	26	16	20	49	12	27	9	1	1	-28

Technical Fouls::NONE

Shooting By Period			
1st	FG%	4-11	36.4%
	3PT%	0-4	0.0%
	FT%	0-1	0%
2nd	FG%	5-15	33.3%
	3PT%	2-4	50.0%
	FT%	1-2	50%
3rd	FG%	6-14	42.9%
	3PT%	2-6	33.3%
	FT%	4-6	66.7%
4th	FG%	4-13	30.8%
	3PT%	0-3	0.0%
	FT%	2-6	33.3%
GM	FG%	19-53	35.8%
	3PT%	4-17	23.5%
	FT%	7-15	46.7%

Dead Ball Rebounds: 7, 1

Penn St. - 77 Record: 2-0

NO.	Name		Min	FG M-A	3P M-A	FT M-A	Reb OR	Reb DR	Reb TOT	Fouls PF	Fouls FD	TP	AS	TO	ST	Blocks BS	Blocks BA	+/-
11	Anna Camden	F	18:59	0-1	0-0	0-0	1	1	2	1	0	0	0	2	1	0	0	16
24	Alexa Williamson	F	21:07	7-10	0-0	2-3	1	0	1	2	3	16	1	2	0	0	0	15
4	Shay Ciezki	G	22:15	3-10	1-7	0-0	2	2	4	2	0	7	0	2	2	0	0	2
5	Leilani Kapinus	G	28:18	5-8	0-0	1-1	2	6	8	1	2	11	2	3	9	1	0	29
20	Makenna Marisa	G	33:39	5-10	0-0	4-5	1	3	4	2	5	14	10	5	3	0	1	32
23	Taniyah Thompson		18:57	2-5	0-0	2-2	1	3	4	3	1	6	0	2	1	0	0	5
33	Johnasia Cash		08:38	2-2	0-0	0-1	0	3	3	3	2	4	1	0	1	0	0	8
22	Alli Campbell		19:13	5-7	3-5	0-0	0	1	1	1	1	13	1	1	0	0	0	22
1	Ali Brigham		13:57	2-4	0-0	0-0	2	1	3	4	1	4	2	2	0	0	0	9
10	Chanaya Pinto		10:05	0-1	0-0	2-2	2	0	2	0	1	2	1	2	0	0	0	5
2	Aicha Dia		02:00	0-1	0-0	0-0	1	0	1	0	0	0	0	0	0	0	0	-1
12	Kayla Thomas		01:31	0-0	0-0	0-0	0	0	0	1	0	0	0	0	0	0	0	-1
0	Ivane Tensaie		01:21	0-0	0-0	0-0	0	0	0	0	0	0	0	0	0	0	0	-1
	Team						0	2	2			0		1				
	Totals			31-59	4-12	11-14	13	22	35	20	16	77	18	22	17	1	1	28

Technical Fouls::NONE

Shooting By Period			
1st	FG%	8-14	57.1%
	3PT%	1-3	33.3%
	FT%	4-4	100%
2nd	FG%	5-13	38.5%
	3PT%	1-3	33.3%
	FT%	1-2	50%
3rd	FG%	9-17	52.9%
	3PT%	0-3	0.0%
	FT%	2-4	50%
4th	FG%	9-15	60.0%
	3PT%	2-3	66.7%
	FT%	4-4	100%
GM	FG%	31-59	52.5%
	3PT%	4-12	33.3%
	FT%	11-14	78.6%

Dead Ball Rebounds: 3, 1

	FF	PSU
Biggest lead	0 (1st 10:00)	30 (4th 3:36)
Best Scoring Run	7(2nd 2:56)	15(4th 4:23)
Lead Changes	0	
Times Tied	0	
Time with Lead	00:00	39:46

Points from	FF	PSU
Turnovers	9	33
Paint	20	48
Second Chance	7	11
Fast Breaks	7	18
Bench	10	29

Period by Period Scoring	1st	2nd	3rd	4th	TOT
FF	8	13	18	10	49
PSU	21	12	20	24	77

GAME 3

NOVEMBER 14, 2022

Fairfield	61
Yale	68

Bryce Jordan Center
University Park, Pa.

Official Basketball Box Score - Final
Fairfield at Yale
11/14/22 John J. Lee Amphitheater, New Haven
2022-23 Women's Basketball

Game Time: 7:00 PM
Game Duration: 2:19

Officials: Scott Berkins, Krystle Apellaniz, Kaz Beverley

Fairfield - 61 Record: 1-2

NO.	Name		Min	FG M-A	3P M-A	FT M-A	Reb OR	Reb DR	Reb TOT	Fouls PF	Fouls FD	TP	AS	TO	ST	Blocks BS	Blocks BA	+/-
23	Callie Cavanaugh	F	36:45	6-14	0-0	2-4	1	2	3	4	5	14	1	2	2	0	1	-13
41	Andrea Hernangomez	F	38:17	1-5	0-0	4-6	0	6	6	2	4	6	2	6	2	0	0	0
2	Mimi Rubino	G	25:14	3-8	1-4	0-0	0	1	1	5	0	7	1	3	0	0	2	1
3	Janelle Brown	G	35:06	6-17	2-3	7-7	1	3	4	3	9	21	2	3	6	0	1	-5
10	Izabela Nicoletti-Leite	G	28:34	1-7	1-4	0-0	0	2	2	3	1	3	0	6	2	0	0	-16
15	Lauren Beach		14:19	1-2	0-1	0-0	0	2	2	2	1	2	0	0	0	0	0	-15
42	Mackenzie Martin		03:41	0-0	0-0	0-0	0	0	0	0	0	0	0	0	0	0	0	2
33	Brooke Tatarian		18:04	1-1	0-0	6-6	2	0	2	2	3	8	1	0	0	0	0	11
	Team						3	7	10			0		0				
	Totals			19-54	4-12	19-23	7	23	30	21	23	61	7	20	12	0	4	-7

Technical Fouls::NONE

Shooting By Period			
1st	FG%	2-15	13.3%
	3PT%	0-0	0.0%
	FT%	2-2	100%
2nd	FG%	4-11	36.4%
	3PT%	0-1	0.0%
	FT%	8-10	80%
3rd	FG%	6-13	46.2%
	3PT%	2-6	33.3%
	FT%	3-4	75%
4th	FG%	7-15	46.7%
	3PT%	2-5	40.0%
	FT%	6-7	85.7%
GM	FG%	19-54	35.2%
	3PT%	4-12	33.3%
	FT%	19-23	82.6%

Dead Ball Rebounds: 2, 1

Yale - 68 Record: 1-2

NO.	Name		Min	FG M-A	3P M-A	FT M-A	Reb OR	Reb DR	Reb TOT	Fouls PF	Fouls FD	TP	AS	TO	ST	Blocks BS	Blocks BA	+/-
20	Grace Thybulle	F	20:56	2-6	0-0	0-0	2	3	5	4	0	4	1	4	3	1	0	6
1	Jenna Clark	G	37:33	4-12	1-5	4-6	0	6	6	4	7	13	5	5	4	2	0	5
14	Elles van der Maas	G	33:03	5-9	3-7	0-0	0	5	5	4	1	13	1	1	2	1	0	13
24	Mackenzie Egger	G	26:50	2-5	1-2	1-2	1	2	3	3	2	6	1	3	4	0	0	2
30	Nyla McGill	G	29:57	2-3	0-0	0-0	3	5	8	2	6	4	2	5	0	0	0	12
10	Avery Lee		19:15	1-4	0-3	0-0	1	2	3	1	0	2	0	2	0	0	0	-2
21	Kiley Capstraw		35:16	6-13	2-4	10-12	0	3	3	3	4	24	1	0	2	0	0	6
13	Haley Sabol		03:54	0-1	0-1	2-2	0	0	0	2	1	2	0	0	0	0	0	-2
11	Klara Astrom		03:24	0-0	0-0	0-0	0	0	0	0	0	0	0	0	0	0	0	-2
22	Brenna McDonald		01:37	0-0	0-0	0-0	0	0	0	0	0	0	0	0	0	0	0	-3
	Team						1	3	4			0		0				
	Totals			22-53	7-22	17-22	8	29	37	23	21	68	11	20	15	4	0	7

Technical Fouls::NONE

Shooting By Period			
1st	FG%	5-17	29.4%
	3PT%	3-8	37.5%
	FT%	0-0	0%
2nd	FG%	6-14	42.9%
	3PT%	0-5	0.0%
	FT%	3-4	75%
3rd	FG%	5-12	41.7%
	3PT%	3-6	50.0%
	FT%	2-2	100%
4th	FG%	6-10	60.0%
	3PT%	1-3	33.3%
	FT%	12-16	75%
GM	FG%	22-53	41.5%
	3PT%	7-22	31.8%
	FT%	17-22	77.3%

Dead Ball Rebounds: 4, 1

	Frfld	YALE
Biggest lead	2 (1st 9:03)	13 (2nd 4:14)
Best Scoring Run	6(2nd 1:14)	10(1st 2:34)
Lead Changes	3	
Times Tied	0	
Time with Lead	03:07	35:56

Points from	Frfld	YALE
Turnovers	7	21
Paint	29	22
Second Chance	4	5
Fast Breaks	12	10
Bench	10	28

Period by Period Scoring	1st	2nd	3rd	4th	TOT
Frfld	6	16	17	22	61
YALE	13	15	15	25	68

GAME 4

NOVEMBER 18, 2022

Fairfield	77
Stonehill	53

Leo D. Mahoney Arena
Fairfield, Conn.

Official Basketball Box Score - Final
Stonehill at Fairfield
11/18/22 Leo D. Mahoney Arena, Fairfield, Conn.
2022-23 Women's Basketball

Game Time: 7:00 PM
Game Duration: 1:55
Attendance: 2,440

Officials: Jeffrey Smith, Cynthia Do, Eric Pethtel

Stonehill - 53 Record: 0-4

NO.	Name		Min	FG M-A	3P M-A	FT M-A	Reb OR	Reb DR	Reb TOT	Fouls PF	Fouls FD	TP	AS	TO	ST	Blocks BS	Blocks BA	+/-
25	Sophie Glidden	F	27:48	3-6	0-1	1-2	0	1	1	4	2	7	4	3	0	1	1	-27
44	Maureen Stapleton	F	17:06	2-2	1-1	0-2	1	3	4	2	2	5	2	1	0	0	0	-9
1	Maddie Loder	G	30:48	3-10	1-7	0-0	0	3	3	0	2	7	2	0	0	0	0	-14
3	Mia Kelly	G	16:48	0-1	0-0	0-0	2	0	2	2	0	0	0	3	0	0	1	-17
21	Emily Bramanti	G	31:13	3-4	0-0	0-0	1	6	7	1	2	6	1	7	0	0	0	-22
2	Jada Thornton		19:00	2-5	1-1	2-4	2	0	2	2	2	7	0	4	0	0	0	-13
4	Cameron Ward		13:43	3-7	0-0	0-0	1	2	3	3	1	6	0	2	1	0	1	-7
5	Chelsea Graiver		18:33	3-5	0-0	0-1	0	4	4	1	2	6	2	5	1	0	0	-6
12	Colleen McCullagh		17:45	1-2	0-0	2-2	1	2	3	1	3	4	1	1	0	1	0	-5
10	Sharn Hayward		03:38	1-2	1-1	0-0	0	0	0	0	1	3	1	0	0	0	0	0
22	Melissa Whitmore		03:38	1-1	0-0	0-0	0	0	0	1	0	2	0	0	0	0	0	0
	Team						1	4	5			0		0				
	Totals			22-45	4-11	5-11	9	25	34	17	17	53	13	26	2	2	3	-24

Technical Fouls::NONE

Shooting By Period			
1st	FG%	5-7	71.4%
	3PT%	0-0	0.0%
	FT%	1-3	33.3%
2nd	FG%	6-13	46.2%
	3PT%	2-6	33.3%
	FT%	0-0	0%
3rd	FG%	6-15	40.0%
	3PT%	1-3	33.3%
	FT%	1-4	25%
4th	FG%	5-10	50.0%
	3PT%	1-2	50.0%
	FT%	3-4	75%
GM	FG%	22-45	48.9%
	3PT%	4-11	36.4%
	FT%	5-11	45.5%

Dead Ball Rebounds: 4, 0

Fairfield - 77 Record: 2-2

NO.	Name		Min	FG M-A	3P M-A	FT M-A	Reb OR	Reb DR	Reb TOT	Fouls PF	Fouls FD	TP	AS	TO	ST	Blocks BS	Blocks BA	+/-
23	Callie Cavanaugh	F	23:24	4-12	0-1	1-2	0	2	2	4	7	9	2	1	1	1	2	17
41	Andrea Hernangomez	F	27:50	7-9	3-4	3-5	3	4	7	2	3	20	7	0	5	0	0	18
2	Mimi Rubino	G	25:27	4-9	1-3	0-0	0	0	0	1	0	9	2	0	0	0	0	16
3	Janelle Brown	G	28:12	4-7	1-2	0-0	0	2	2	0	1	9	1	2	5	1	0	21
10	Izabela Nicoletti-Leite	G	29:18	3-8	2-3	0-0	0	3	3	2	0	8	1	3	1	0	0	11
15	Lauren Beach		16:46	3-4	0-1	1-2	0	1	1	4	2	7	0	1	1	1	0	15
42	Mackenzie Martin		18:02	0-0	0-0	0-0	0	0	0	0	0	0	1	1	1	0	0	6
25	Mackenzie Daleba		04:40	3-4	0-0	0-0	1	1	2	0	0	6	0	0	0	0	0	0
33	Brooke Tatarian		14:19	2-3	1-2	0-0	0	1	1	1	2	5	0	0	0	0	0	16
34	Dayna Tirado		03:38	0-0	0-0	0-2	0	0	0	1	1	0	0	0	0	0	0	0
1	Anna Eng		02:48	0-0	0-0	2-2	0	0	0	0	1	2	0	0	2	0	0	0
12	Kate Peek		02:48	1-2	0-1	0-0	0	0	0	1	0	2	0	0	0	0	0	0
22	Jocelyn Polansky		02:48	0-1	0-1	0-0	0	0	0	1	0	0	0	0	0	0	0	0
	Team						2	2	4			0		1				
	Totals			31-59	8-18	7-13	6	16	22	17	17	77	14	9	16	3	2	24

Technical Fouls::NONE

Shooting By Period			
1st	FG%	6-15	40.0%
	3PT%	2-2	100.0%
	FT%	1-3	33.3%
2nd	FG%	6-12	50.0%
	3PT%	2-4	50.0%
	FT%	0-0	0%
3rd	FG%	7-14	50.0%
	3PT%	3-6	50.0%
	FT%	3-4	75%
4th	FG%	12-18	66.7%
	3PT%	1-6	16.7%
	FT%	3-6	50%
GM	FG%	31-59	52.5%
	3PT%	8-18	44.4%
	FT%	7-13	53.8%

Dead Ball Rebounds: 3, 0

	STO	FFD
Biggest lead	0 (1st 10:00)	30 (4th 1:28)
Best Scoring Run	7(2nd 1:51)	9(4th 6:42)
Lead Changes	0	
Times Tied	2	
Time with Lead	00:00	38:01

Points from	STO	FFD
Turnovers	11	35
Paint	30	42
Second Chance	5	6
Fast Breaks	4	17
Bench	28	22

Period by Period Scoring	1st	2nd	3rd	4th	TOT
STO	11	14	14	14	53
FFD	15	14	20	28	77

GAME 5

NOVEMBER 20, 2022

Fairfield	53
#8 Michigan	69

Leo D. Mahoney Arena
Fairfield, Conn.

Official Basketball Box Score - Final
Michigan at Fairfield
11/20/22 Leo D. Mahoney Arena, Fairfield, Conn.
2022-23 Women's Basketball

Game Time: 2:00 PM
Game Duration: 1:53
Attendance: 1,026

Officials: Pastor Torres, Joi Jefferson, Ryan Nunes

Michigan - 69 Record: 4-0

NO.	Name		Min	FG M-A	3P M-A	FT M-A	Reb OR	Reb DR	Reb TOT	Fouls PF	Fouls FD	TP	AS	TO	ST	Blocks BS	Blocks BA	+/-
33	Emily Kiser	F	36:46	5-7	0-0	10-12	1	1	2	2	5	20	0	7	3	1	0	22
44	Cameron Williams	F	12:14	0-2	0-0	0-0	1	3	4	2	0	0	0	3	0	0	0	-8
3	Maddie Nolan	G	36:14	3-8	3-6	0-0	1	2	3	1	0	9	4	0	2	0	0	9
5	Laila Phelia	G	37:26	7-15	1-5	2-2	2	1	3	3	2	17	3	4	2	0	0	20
32	Leigha Brown	G	26:47	6-13	1-4	4-4	3	4	7	1	10	17	6	2	1	0	0	7
30	Elise Stuck		09:02	1-1	0-0	0-0	1	2	3	3	1	2	0	0	0	0	0	10
11	Greta Kampschroeder		14:33	1-1	0-0	0-0	0	5	5	1	1	2	1	2	1	0	0	14
20	Alyssa Crockett		21:58	1-1	0-0	0-0	0	1	1	2	2	2	1	1	0	0	0	8
10	Jordan Hobbs		03:48	0-1	0-1	0-0	0	1	1	0	0	0	1	0	0	0	0	0
12	Ari Wiggins		00:35	0-0	0-0	0-0	0	0	0	0	0	0	0	0	0	0	0	-2
13	Kate Clarke		00:37	0-0	0-0	0-0	0	0	0	0	0	0	0	0	0	0	0	0
	Team						1	2	3			0		0				
	Totals			24-49	5-16	16-18	10	22	32	15	21	69	16	19	9	1	0	16

Technical Fouls::NONE

Shooting By Period			
1st	FG%	6-12	50.0%
	3PT%	4-8	50.0%
	FT%	2-2	100%
2nd	FG%	7-17	41.2%
	3PT%	0-3	0.0%
	FT%	2-2	100%
3rd	FG%	7-11	63.6%
	3PT%	1-2	50.0%
	FT%	4-4	100%
4th	FG%	4-9	44.4%
	3PT%	0-3	0.0%
	FT%	8-10	80%
GM	FG%	24-49	49.0%
	3PT%	5-16	31.3%
	FT%	16-18	88.9%

Dead Ball Rebounds: 1, 0

Fairfield - 53 Record: 2-3

NO.	Name		Min	FG M-A	3P M-A	FT M-A	Reb OR	Reb DR	Reb TOT	Fouls PF	Fouls FD	TP	AS	TO	ST	Blocks BS	Blocks BA	+/-
23	Callie Cavanaugh	F	30:00	5-14	0-0	2-2	5	1	6	5	3	12	2	3	1	0	1	-8
41	Andrea Hernangomez	F	32:11	0-3	0-1	2-2	1	4	5	3	3	2	1	4	1	0	0	-9
2	Mimi Rubino	G	25:48	3-8	1-4	1-2	0	3	3	2	2	8	1	5	1	0	0	-28
3	Janelle Brown	G	19:01	3-7	0-3	1-3	2	2	4	5	2	7	2	2	0	0	0	5
10	Izabela Nicoletti-Leite	G	34:53	3-7	2-5	2-4	0	1	1	1	3	10	1	2	0	0	0	-8
15	Lauren Beach		23:52	1-2	1-2	0-0	0	2	2	1	0	3	0	1	1	0	0	-4
42	Mackenzie Martin		12:25	2-3	0-1	0-0	1	1	2	1	0	4	0	1	0	0	0	-13
25	Mackenzie Daleba		05:24	1-1	0-0	2-3	1	0	1	2	2	4	1	3	0	0	0	-2
33	Brooke Tatarian		09:43	0-1	0-0	0-0	0	0	0	0	0	0	0	0	0	0	0	-11
1	Anna Eng		06:43	1-2	1-1	0-0	1	1	2	1	0	3	0	1	0	0	0	-2
	Team						0	1	1			0		2				
	Totals			19-48	5-17	10-16	11	16	27	21	15	53	8	24	4	0	1	-16

Technical Fouls::NONE

Shooting By Period			
1st	FG%	6-15	40.0%
	3PT%	1-6	16.7%
	FT%	0-1	0%
2nd	FG%	5-11	45.5%
	3PT%	2-6	33.3%
	FT%	0-0	0%
3rd	FG%	4-7	57.1%
	3PT%	1-2	50.0%
	FT%	3-6	50%
4th	FG%	4-15	26.7%
	3PT%	1-3	33.3%
	FT%	7-9	77.8%
GM	FG%	19-48	39.6%
	3PT%	5-17	29.4%
	FT%	10-16	62.5%

Dead Ball Rebounds: 2, 0

	MICH	FFD
Biggest lead	21 (4th 7:59)	5 (1st 7:55)
Best Scoring Run	10(3rd 9:02)	7(4th 5:42)
Lead Changes	5	
Times Tied	0	
Time with Lead	32:02	07:28

Points from	MICH	FFD
Turnovers	31	23
Paint	30	24
Second Chance	13	8
Fast Breaks	10	1
Bench	6	14

Period by Period Scoring	1st	2nd	3rd	4th	TOT
MICH	18	16	19	16	69
FFD	13	12	12	16	53

GAME 6

NOVEMBER 30, 2022

Fairfield	82
Fordham	75 (OT)

Rose Hill Gym
Bronx, N.Y.

Fairfield at Fordham
11/30/22 Rose Hill Gym, Bronx, N.Y.
2022-23 Women's Basketball

Game Duration: 2:05
Attendance: 398

Officials: Karen Preato, John Capolino, Gerda Gatling

Fairfield - 82 Record: 3-3

NO.	Name		Min	FG M-A	3P M-A	FT M-A	Reb OR	Reb DR	Reb TOT	Fouls PF	Fouls FD	TP	AS	TO	ST	Blocks BS	Blocks BA	+/-
23	Callie Cavanaugh	F	39:36	13-22	1-1	3-4	3	3	6	1	4	30	4	1	0	0	2	8
41	Andrea Hernangomez	F	27:15	0-1	0-0	0-0	1	1	2	1	1	0	4	4	0	0	0	-2
2	Mimi Rubino	G	19:38	1-4	1-2	0-0	0	2	2	3	1	3	2	2	0	0	1	-9
3	Janelle Brown	G	30:16	6-14	1-5	5-11	3	12	15	4	7	18	3	2	3	0	1	8
10	Izabela Nicoletti-Leite	G	42:01	7-18	3-6	3-4	0	7	7	1	2	20	3	2	1	0	2	8
15	Lauren Beach		34:52	2-4	0-1	1-2	1	8	9	1	2	5	0	2	0	0	0	14
42	Mackenzie Martin		06:26	0-1	0-1	0-0	0	0	0	0	0	0	1	0	0	0	0	-1
25	Mackenzie Daleba		07:47	1-4	0-0	0-0	0	1	1	1	1	2	1	0	0	0	1	6
33	Brooke Tatarian		14:20	2-2	0-0	0-0	1	3	4	2	0	4	0	1	0	0	0	5
1	Anna Eng		02:49	0-0	0-0	0-0	0	1	1	0	0	0	0	0	0	0	0	-2
	Team						0	0	0			0		0				
	Totals			32-70	6-16	12-21	9	38	47	14	18	82	18	14	4	0	7	7

Technical Fouls::NONE

Shooting By Period			
1st	FG%	5-15	33.3%
	3PT%	2-4	50.0%
	FT%	0-0	0%
2nd	FG%	8-16	50.0%
	3PT%	0-2	0.0%
	FT%	0-0	0%
3rd	FG%	8-18	44.4%
	3PT%	2-4	50.0%
	FT%	1-2	50%
4th	FG%	8-16	50.0%
	3PT%	1-4	25.0%
	FT%	1-3	33.3%
:OT	FG%	3-5	60.0%
	3PT%	1-2	50.0%
	FT%	10-16	62.5%
GM	FG%	32-70	45.7%
	3PT%	6-16	37.5%
	FT%	12-21	57.1%

Dead Ball Rebounds: 4, 1

Fordham - 75 Record: 4-4

NO.	Name		Min	FG M-A	3P M-A	FT M-A	Reb OR	Reb DR	Reb TOT	Fouls PF	Fouls FD	TP	AS	TO	ST	Blocks BS	Blocks BA	+/-
24	Kaitlyn Downey	F	33:00	9-19	7-12	0-0	1	16	17	1	1	25	2	4	1	4	0	-6
43	Megan Jonassen	F	32:10	3-3	1-1	2-2	3	3	6	4	1	9	0	1	1	1	0	-9
2	Anna DeWolfe	G	45:00	4-21	1-11	0-0	0	1	1	4	4	9	6	4	3	1	0	-7
3	Asiah Dingle	G	38:35	8-23	3-9	2-2	2	3	5	4	5	21	5	2	2	0	0	-11
13	Sarah Karpell	G	35:44	4-8	1-2	0-1	0	1	1	4	2	9	4	2	0	0	0	-9
21	Jada Dapaa		24:50	1-2	0-0	0-0	1	6	7	1	0	2	2	0	1	1	0	1
1	Matilda Flood		15:41	0-3	0-1	0-2	1	2	3	0	1	0	1	0	1	0	0	6
	Team						0	0	0			0		0				
	Totals			29-79	13-36	4-7	8	32	40	18	14	75	20	13	9	7	0	-7

Technical Fouls::NONE

Shooting By Period			
1st	FG%	6-16	37.5%
	3PT%	3-7	42.9%
	FT%	2-2	100%
2nd	FG%	7-15	46.7%
	3PT%	3-6	50.0%
	FT%	0-3	0%
3rd	FG%	7-17	41.2%
	3PT%	1-6	16.7%
	FT%	0-0	0%
4th	FG%	6-16	37.5%
	3PT%	4-8	50.0%
	FT%	0-0	0%
:OT	FG%	3-15	20.0%
	3PT%	2-9	22.2%
	FT%	2-2	100%
GM	FG%	29-79	36.7%
	3PT%	13-36	36.1%
	FT%	4-7	57.1%

Dead Ball Rebounds: 6, 2

	FAI	FOR
Biggest lead	9 (1st OT 0:20)	8 (3rd 8:39)
Best Scoring Run	13(1st OT 1:48)	7(3rd 8:39)
Lead Changes	7	
Times Tied	2	
Time with Lead	05:15	37:29

Points from	FAI	FOR
Turnovers	13	12
Paint	38	28
Second Chance	16	8
Fast Breaks	11	13
Bench	11	2

Period by Period Scoring	1st	2nd	3rd	4th	OT1	TOT
FAI	12	16	19	18	17	82
FOR	17	17	15	16	10	75

GAME 7

DECEMBER 3, 2022

Fairfield 72

Binghamton 77

Events Center

Vestal, N.Y.

12/03/22 Events Center, Vestal
2022-23 Women's Basketball

Officials: Frank Steratore, Kenya Kirkland, Timothy Resch

Fairfield - 72 Record: 3-4

NO.	Name		Min	FG M-A	3P M-A	FT M-A	Reb OR	Reb DR	Reb TOT	Fouls PF	Fouls FD	TP	AS	TO	ST	Blocks BS	Blocks BA	+/-
23	Callie Cavanaugh	F	31:30	8-15	0-0	9-13	3	3	6	4	12	25	0	2	0	0	0	-1
41	Andrea Hernangomez	F	31:04	3-7	2-4	0-2	5	2	7	3	5	8	4	4	1	0	0	-6
2	Mimi Rubino	G	32:26	1-7	0-3	0-0	3	0	3	3	0	2	5	4	1	0	0	-4
3	Janelle Brown	G	21:18	2-8	1-3	2-3	2	7	9	3	3	7	3	7	2	2	0	-11
10	Izabela Nicoletti-Leite	G	36:24	8-20	6-10	2-4	0	2	2	3	2	24	5	5	2	0	1	0
15	Lauren Beach		27:33	1-5	1-5	0-0	3	2	5	3	0	3	1	1	3	0	0	6
42	Mackenzie Martin		05:17	0-0	0-0	0-0	0	0	0	0	0	0	0	0	0	0	0	-6
33	Brooke Tatarian		14:00	1-3	1-1	0-0	1	1	2	3	1	3	0	0	0	0	0	0
25	Mackenzie Daleba		00:28	0-0	0-0	0-0	0	0	0	0	0	0	0	0	0	0	0	-3
	Team						4	0	4			0		0				
	Totals			24-65	11-26	13-22	21	17	38	22	23	72	18	23	9	2	1	-5

Technical Fouls::NONE

Shooting By Period			
1st	FG%	6-16	37.5%
	3PT%	1-4	25.0%
	FT%	0-0	0%
2nd	FG%	2-14	14.3%
	3PT%	1-6	16.7%
	FT%	7-10	70%
3rd	FG%	8-18	44.4%
	3PT%	5-9	55.6%
	FT%	1-4	25%
4th	FG%	8-17	47.1%
	3PT%	4-7	57.1%
	FT%	5-8	62.5%
GM	FG%	24-65	36.9%
	3PT%	11-26	42.3%
	FT%	13-22	59.1%

Dead Ball Rebounds: 4, 0

Binghamton - 77 Record: 5-4

NO.	Name		Min	FG M-A	3P M-A	FT M-A	Reb OR	Reb DR	Reb TOT	Fouls PF	Fouls FD	TP	AS	TO	ST	Blocks BS	Blocks BA	+/-
44	Genevieve Coleman	F	23:57	7-11	1-1	4-4	0	4	4	4	5	19	1	0	1	0	1	7
1	Denai Bowman	G	38:06	6-11	0-0	5-9	1	3	4	3	8	17	2	2	2	0	1	6
3	Ella Wanzer	G	29:32	7-13	6-9	0-0	0	2	2	1	1	20	3	3	1	0	0	4
12	Clare Traeger	G	21:00	2-3	0-0	0-0	1	5	6	4	0	4	0	3	1	0	0	9
24	Jadyn Weltz	G	35:29	4-6	1-3	0-2	0	1	1	1	3	9	6	5	4	0	0	-3
10	Camryn Fauria		12:01	0-0	0-0	1-2	0	1	1	1	1	1	0	3	1	0	0	-3
23	Shannon O'Connor		15:19	1-3	0-0	0-0	2	3	5	3	0	2	1	0	1	0	0	0
21	Elena Delicado		08:43	0-0	0-0	0-0	0	2	2	4	2	0	0	1	0	0	0	6
5	Meghan Casey		04:27	0-0	0-0	0-0	0	0	0	0	1	0	0	0	0	0	0	8
25	Kaelonn Wilson		04:03	1-2	0-0	0-0	1	0	1	1	0	2	0	0	0	1	0	-9
22	Ella Okubasu		03:17	0-1	0-0	0-0	0	0	0	1	0	0	0	0	1	0	0	1
11	Khoryn Bannis		01:54	0-0	0-0	0-0	0	1	1	0	0	0	0	0	0	0	0	-1
2	Anna Long		02:12	1-1	0-0	1-2	0	1	1	0	1	3	0	0	0	0	0	0
	Team						2	2	4			0		3				
	Totals			29-51	8-13	11-19	7	25	32	23	22	77	13	20	12	1	2	5

Technical Fouls::NONE

Shooting By Period			
1st	FG%	9-15	60.0%
	3PT%	3-3	100.0%
	FT%	2-2	100%
2nd	FG%	6-11	54.5%
	3PT%	0-2	0.0%
	FT%	4-7	57.1%
3rd	FG%	8-15	53.3%
	3PT%	3-4	75.0%
	FT%	0-0	0%
4th	FG%	6-10	60.0%
	3PT%	2-4	50.0%
	FT%	5-10	50%
GM	FG%	29-51	56.9%
	3PT%	8-13	61.5%
	FT%	11-19	57.9%

Dead Ball Rebounds: 6, 0

	FAIR	BING
Biggest lead	2 (1st 8:32)	22 (3rd 7:26)
Best Scoring Run	6(3rd 2:56)	16(2nd 6:29)
Lead Changes	2	
Times Tied	3	
Time with Lead	00:41	37:42

Points from	FAIR	BING
Turnovers	14	19
Paint	22	24
Second Chance	18	10
Fast Breaks	1	7
Bench	6	8

Period by Period Scoring	1st	2nd	3rd	4th	TOT
FAIR	13	12	22	25	72
BING	23	16	19	19	77

GAME 8

DECEMBER 7, 2022

Fairfield 90

Dayton 83

UD Arena

Dayton, Ohio

12/07/22 University of Dayton Arena, Dayton, Ohio
2022-23 Women's Basketball

Officials: Ivan Fulton, Linda Miles, Aaron Brooks

FAIRFIELD - 90 Record: 4-4

NO.	Name		Min	FG M-A	3P M-A	FT M-A	Reb OR	Reb DR	Reb TOT	Fouls PF	Fouls FD	TP	AS	TO	ST	Blocks BS	Blocks BA	+/-
15	Lauren Beach	F	28:33	2-3	0-1	2-3	2	2	4	1	2	6	1	3	1	0	0	-1
23	Callie Cavanaugh	F	26:54	5-10	0-0	3-4	1	1	2	1	5	13	1	0	0	0	1	-3
41	Andrea Hernangomez	F	34:37	7-15	2-4	6-6	5	4	9	3	4	22	5	3	1	0	0	10
2	Mimi Rubino	G	31:48	5-9	2-5	5-9	3	1	4	1	7	17	4	4	1	0	1	10
10	Izabela Nicoletti-Leite	G	37:59	4-8	4-6	8-12	0	3	3	1	6	20	5	1	2	0	0	5
33	Brooke Tatarian		25:31	2-3	0-1	2-5	0	2	2	3	3	6	2	1	1	0	0	9
42	Mackenzie Martin		12:37	1-3	1-3	0-0	0	1	1	1	0	3	2	0	1	0	0	3
1	Anna Eng		02:01	1-1	1-1	0-0	0	0	0	0	0	3	0	0	0	0	0	2
	Team						2	0	2			0		1				
	Totals			27-52	10-21	26-39	13	14	27	11	27	90	20	13	7	0	2	7

Technical Fouls::NONE

Shooting By Period			
1st	FG%	9-17	52.9%
	3PT%	3-7	42.9%
	FT%	5-6	83.3%
2nd	FG%	2-12	16.7%
	3PT%	1-6	16.7%
	FT%	7-8	87.5%
3rd	FG%	10-13	76.9%
	3PT%	4-4	100.0%
	FT%	3-8	37.5%
4th	FG%	6-10	60.0%
	3PT%	2-4	50.0%
	FT%	11-17	64.7%
GM	FG%	27-52	51.9%
	3PT%	10-21	47.6%
	FT%	26-39	66.7%

Dead Ball Rebounds: 8, 0

DAYTON - 83 Record: 0-9

NO.	Name		Min	FG M-A	3P M-A	FT M-A	Reb OR	Reb DR	Reb TOT	Fouls PF	Fouls FD	TP	AS	TO	ST	Blocks BS	Blocks BA	+/-
13	Shannon Wheeler	F	33:08	6-8	0-0	0-0	5	1	6	5	2	12	2	2	2	0	0	-5
23	Mariah Perez	F	26:18	9-17	0-1	6-6	7	3	10	3	3	24	0	2	2	2	0	-6
1	Nayo Lear	G	26:39	7-15	0-0	0-0	1	1	2	3	0	14	2	4	1	0	0	17
2	Taisiya Kozlova	G	24:26	3-7	3-7	0-0	1	3	4	3	0	9	0	1	0	0	0	-21
33	Destiny Bohanon	G	28:51	2-9	1-6	1-1	2	2	4	4	1	6	7	1	1	0	0	-7
11	Sydney Freeman		32:20	4-9	3-6	0-0	1	3	4	4	2	11	7	3	0	0	0	-1
24	Maliya Perry		19:56	2-5	0-0	2-2	5	1	6	4	2	6	1	2	0	0	0	-2
3	Anyssa Jones		08:22	0-3	0-0	1-2	2	2	4	2	1	1	0	0	0	0	0	-10
	Team						2	1	3			0		1				
	Totals			33-73	7-20	10-11	26	17	43	28	11	83	19	16	6	2	0	-7

Technical Fouls: Perez 3rd 6:30

Shooting By Period			
1st	FG%	7-17	41.2%
	3PT%	0-4	0.0%
	FT%	0-0	0%
2nd	FG%	13-18	72.2%
	3PT%	2-3	66.7%
	FT%	0-0	0%
3rd	FG%	3-20	15.0%
	3PT%	2-6	33.3%
	FT%	5-6	83.3%
4th	FG%	10-18	55.6%
	3PT%	3-7	42.9%
	FT%	5-5	100%
GM	FG%	33-73	45.2%
	3PT%	7-20	35.0%
	FT%	10-11	90.9%

Dead Ball Rebounds: 1, 0

	FFD	DAY
Biggest lead	13 (4th 7:09)	6 (2nd 0:27)
Best Scoring Run	6(1st 3:01)	10(2nd 4:40)
Lead Changes	7	
Times Tied	3	
Time with Lead	30:37	07:20

Points from	FFD	DAY
Turnovers	22	22
Paint	28	38
Second Chance	21	19
Fast Breaks	6	19
Bench	12	18

Period by Period Scoring	1st	2nd	3rd	4th	TOT
FFD	26	12	27	25	90
DAY	14	28	13	28	83

GAME 9

DECEMBER 11, 2022

Fairfield 58

Sacred Heart 69

Leo D. Mahoney Arena

Fairfield, Conn.

12/11/22 Leo D. Mahoney Arena, Fairfield, Conn.
2022-23 Women's Basketball

Officials: Don Cumminsky, Gina Catanzoriti, Luis Torres

Sacred Heart - 69 Record: 2-8

NO.	Name		Min	FG M-A	3P M-A	FT M-A	Reb OR	Reb DR	Reb TOT	Fouls PF	Fouls FD	TP	AS	TO	ST	Blocks BS	Blocks BA	+/-
13	Carly Stroemel	F	21:25	1-3	0-0	1-4	1	4	5	2	3	3	1	1	1	3	0	5
1	Ny'Ceara Pryor	G	37:47	8-15	0-3	11-14	1	7	8	3	10	27	4	2	5	0	0	10
23	Sajada Bonner	G	37:24	4-14	4-9	2-2	2	4	6	2	3	14	0	2	1	0	1	5
24	Sierra Johnson	G	29:47	1-6	1-3	2-2	0	0	0	2	1	5	2	4	1	0	0	5
30	Olivia Tucker	G	30:28	1-7	0-4	0-0	0	3	3	1	0	2	0	3	1	1	0	7
34	Kelsey Wood		14:25	0-0	0-0	0-0	0	4	4	2	0	0	1	2	2	1	0	5
3	Amelia Wood		16:08	3-5	2-3	5-6	2	3	5	3	4	13	1	1	2	0	0	9
5	Wil'lisha Jackson		08:26	1-1	1-1	2-2	0	0	0	0	2	5	0	0	1	0	0	8
22	Ciara Brannon		04:10	0-1	0-0	0-0	0	0	0	2	0	0	0	0	0	0	0	1
	Team						2	4	6			0		1				
	Totals			19-52	8-23	23-30	8	29	37	17	23	69	9	16	14	5	1	11

Technical Fouls::NONE

Shooting By Period			
1st	FG%	5-12	41.7%
	3PT%	2-5	40.0%
	FT%	4-4	100%
2nd	FG%	5-15	33.3%
	3PT%	1-5	20.0%
	FT%	6-8	75%
3rd	FG%	6-14	42.9%
	3PT%	3-9	33.3%
	FT%	2-2	100%
4th	FG%	3-11	27.3%
	3PT%	2-4	50.0%
	FT%	11-16	68.8%
GM	FG%	19-52	36.5%
	3PT%	8-23	34.8%
	FT%	23-30	76.7%

Dead Ball Rebounds: 3, 0

Fairfield - 58 Record: 4-5

NO.	Name		Min	FG M-A	3P M-A	FT M-A	Reb OR	Reb DR	Reb TOT	Fouls PF	Fouls FD	TP	AS	TO	ST	Blocks BS	Blocks BA	+/-
15	Lauren Beach	F	24:16	1-3	1-1	1-2	0	4	4	3	1	4	1	1	2	0	0	-5
23	Callie Cavanaugh	F	35:26	6-16	0-0	3-3	5	3	8	4	5	15	5	4	0	0	3	-7
41	Andrea Hernangomez	F	26:50	1-4	0-1	0-0	2	4	6	2	1	2	3	6	1	0	1	-7
2	Mimi Rubino	G	25:38	4-10	1-3	2-6	1	3	4	4	3	11	0	2	0	0	0	-7
10	Izabela Nicoletti-Leite	G	38:57	7-15	5-9	2-3	0	11	11	4	2	21	1	6	2	1	0	-8
3	Janelle Brown		14:22	1-5	0-0	1-3	0	1	1	5	4	3	3	2	1	0	1	-4
33	Brooke Tatarian		18:07	1-3	0-1	0-0	0	1	1	0	0	2	1	0	0	0	0	-12
42	Mackenzie Martin		15:23	0-0	0-0	0-0	1	1	2	1	1	0	0	0	1	0	0	-5
1	Anna Eng		01:01	0-1	0-1	0-0	0	0	0	0	0	0	0	0	0	0	0	0
	Team						2	1	3			0		0				
	Totals			21-57	7-16	9-17	11	29	40	23	17	58	14	21	7	1	5	-11

Technical Fouls::NONE

Shooting By Period			
1st	FG%	4-15	26.7%
	3PT%	2-6	33.3%
	FT%	3-4	75%
2nd	FG%	5-16	31.3%
	3PT%	0-3	0.0%
	FT%	0-2	0%
3rd	FG%	6-11	54.5%
	3PT%	2-2	100.0%
	FT%	4-5	80%
4th	FG%	6-15	40.0%
	3PT%	3-5	60.0%
	FT%	2-6	33.3%
GM	FG%	21-57	36.8%
	3PT%	7-16	43.8%
	FT%	9-17	52.9%

Dead Ball Rebounds: 4, 0

	SHU	FFD
Biggest lead	17 (4th 1:01)	3 (1st 7:19)
Best Scoring Run	9(3rd 9:23)	5(1st 1:03)
Lead Changes	3	
Times Tied	3	
Time with Lead	33:18	03:33

Points from	SHU	FFD
Turnovers	19	5
Paint	20	22
Second Chance	7	10
Fast Breaks	17	10
Bench	18	5

Period by Period Scoring	1st	2nd	3rd	4th	TOT
SHU	16	17	17	19	69
FFD	13	10	18	17	58

GAME 10

DECEMBER 17, 2022

Fairfield 76

Saint Peter's 49

Run Baby Run Arena

Jersey City, N.J.

12/17/22 Yanitelli Center, Jersey City
2022-23 Women's Basketball

Officials: Joseph Vaszily, John Capolino, Ashley Rivera

Fairfield - 76 Record: 5-5 (1-0)

NO.	Name		Min	FG M-A	3P M-A	FT M-A	Reb OR	Reb DR	Reb TOT	Fouls PF	Fouls FD	TP	AS	TO	ST	Blocks BS	Blocks BA	+/-
15	Lauren Beach	F	25:01	1-6	0-4	0-0	2	1	3	1	0	2	3	0	2	1	0	19
23	Callie Cavanaugh	F	26:34	9-16	0-0	3-4	2	1	3	1	4	21	2	2	1	0	1	20
41	Andrea Hernangomez	F	23:18	3-5	0-1	2-4	2	6	8	2	4	8	3	2	4	0	0	17
3	Janelle Brown	G	19:27	2-5	0-0	0-0	3	5	8	4	1	4	2	8	2	0	0	9
10	Izabela Nicoletti-Leite	G	22:09	3-9	2-6	0-0	0	3	3	3	0	8	6	2	3	0	0	18
2	Mimi Rubino		13:49	5-8	2-4	0-1	1	1	2	2	1	12	0	0	1	0	0	15
42	Mackenzie Martin		14:54	0-1	0-0	0-0	1	0	1	2	0	0	3	1	0	0	1	8
33	Brooke Tatarian		19:18	4-6	2-2	0-1	2	2	4	1	1	10	0	0	0	0	0	11
1	Anna Eng		10:47	0-2	0-2	0-0	1	4	5	1	0	0	2	0	1	0	0	5
25	Mackenzie Daleba		10:00	4-8	0-0	0-1	6	3	9	1	3	8	0	0	0	1	1	3
22	Jocelyn Polansky		05:01	0-2	0-2	0-0	0	1	1	0	0	0	0	2	0	0	0	2
12	Kate Peek		04:51	1-4	1-3	0-0	0	2	2	0	0	3	0	0	0	0	0	4
34	Dayna Tirado		04:51	0-3	0-0	0-0	0	0	0	0	0	0	0	0	0	1	1	4
	Team						1	0	1			0		0				
	Totals			32-75	7-24	5-11	21	29	50	18	14	76	21	17	14	3	4	27

Technical Fouls::NONE

Shooting By Period			
1st	FG%	9-14	64.3%
	3PT%	2-3	66.7%
	FT%	1-3	33.3%
2nd	FG%	7-18	38.9%
	3PT%	1-6	16.7%
	FT%	2-5	40%
3rd	FG%	10-19	52.6%
	3PT%	2-7	28.6%
	FT%	2-2	100%
4th	FG%	6-24	25.0%
	3PT%	2-8	25.0%
	FT%	0-1	0%
GM	FG%	32-75	42.7%
	3PT%	7-24	29.2%
	FT%	5-11	45.5%

Dead Ball Rebounds: 2, 2

Saint Peter's - 49 Record: 0-9 (0-1)

NO.	Name		Min	FG M-A	3P M-A	FT M-A	Reb OR	Reb DR	Reb TOT	Fouls PF	Fouls FD	TP	AS	TO	ST	Blocks BS	Blocks BA	+/-
22	Jada Williams	F	30:52	5-8	0-0	5-6	5	9	14	1	4	15	1	1	0	2	1	-22
14	Jazmine Carter	C	13:43	0-1	0-1	0-0	0	1	1	3	2	0	0	2	0	2	0	-9
0	Kaylynn Asberry	G	34:09	4-9	0-3	2-2	0	3	3	1	2	10	1	7	1	0	0	-20
3	Jada Leonard	G	30:09	4-16	1-7	4-4	0	3	3	0	5	13	1	1	3	0	1	-19
11	Rachel Kuhl	G	20:29	0-5	0-4	0-0	0	0	0	2	0	0	2	1	0	0	0	-16
4	Tiara Bellamy		19:17	0-3	0-0	0-0	1	2	3	3	0	0	1	2	1	0	0	-3
20	Amaris Mills		29:15	2-10	2-9	0-0	1	4	5	1	2	6	1	5	1	0	0	-15
10	Erin Harris		05:26	0-2	0-0	0-0	1	0	1	1	0	0	0	1	0	0	1	-12
32	Imani Felix		14:23	1-4	1-2	2-2	0	1	1	2	3	5	1	1	0	0	0	-16
15	Cristina Rojas Acevedo		02:17	0-0	0-0	0-0	0	0	0	0	0	0	0	0	0	0	0	-3
	Team						4	3	7			0		0				
	Totals			16-58	4-26	13-14	12	26	38	14	18	49	8	21	6	4	3	-27

Technical Fouls::NONE

Shooting By Period			
1st	FG%	4-11	36.4%
	3PT%	1-4	25.0%
	FT%	6-7	85.7%
2nd	FG%	4-14	28.6%
	3PT%	0-4	0.0%
	FT%	0-0	0%
3rd	FG%	4-16	25.0%
	3PT%	1-8	12.5%
	FT%	6-6	100%
4th	FG%	4-17	23.5%
	3PT%	2-10	20.0%
	FT%	1-1	100%
GM	FG%	16-58	27.6%
	3PT%	4-26	15.4%
	FT%	13-14	92.9%

Dead Ball Rebounds: 0, 0

	FAIR	SPU
Biggest lead	28 (4th 6:03)	1 (1st 7:09)
Best Scoring Run	9(2nd 1:45)	5(1st 7:09)
Lead Changes	2	
Times Tied	0	
Time with Lead	38:38	01:01

Points from	FAIR	SPU
Turnovers	24	9
Paint	42	18
Second Chance	15	14
Fast Breaks	8	4
Bench	33	11

Period by Period Scoring	1st	2nd	3rd	4th	TOT
FAIR	21	17	24	14	76
SPU	15	8	15	11	49