

# 2011 CollegeInsider.com Post Season Tournament Quarterfinal

## Hynes Athletics Center (2,611) - New Rochelle, NY - March 22, 2011

### General Information

Location.....	New Rochelle, NY 10801-1890
Founded .....	1940
Enrollment .....	3,322
Nickname .....	Gaels
Colors .....	Maroon & Gold
Affiliation .....	NCAA Division I
Conference.....	Metro Atlantic Athletic Conference (MAAC)
Home Court (Capacity) .....	Hynes Athletics Center (2,611)
President.....	Br. James A. Liguori (Iona '65)
Athletics Director .....	Patrick Lyons (Iona '96, '99 MS '04 MBA)
Sr. Associate AD/SWA/Compliance .....	Jamie Fogarty
Associate AD/Internal Affairs .....	Matt Glovaski
Associate AD/Athletic Communications .....	Brian Beyrer
Assistant AD/Operations.....	Tyler Cardinal
Assistant AD/Development .....	William Montanaro
Assistant AD/Marketing Tickets .....	Elizabeth Faia
Assistant AD/Compliance.....	Jay Judge
Strength and Conditioning Coach .....	Conor Hughes
Head Athletic Trainer .....	Sam DeRosa
Team Physician .....	Dr. Riley Williams
Assistant to the Athletic Director .....	Kelly O'Neil
Athletics Phone.....	(914) 633-2654

### Basketball Information

Head Coach.....	Tim Cluess (Hofstra '83)
Record at Iona/Seasons.....	23-11 (.676)/First Year
Career Record/Seasons.....	120-34 (.781)/Fifth Year
Basketball Office Phone .....	(914) 633-2304
Assistant Coaches.....	Jared Grasso (Quinnipiac '02)
.....	Mark Calzonetti (Bentley '85)
.....	Garee Bryant (C.W. Post '99)
Director of Basketball Operations .....	Bob Paul (Boston College '96)
Recruiting Coordinator.....	Zak Boisvert (Fordham '10)
2010-11 Record .....	22-11
2010-11 Conference Record/Finish .....	13-5/T-2nd
NCAA Appearances Eight (1979, 1980, 1984, 1985, 1998, 2000, 2001, 2006)	
NIT Appearances.....	Four (1982, 1983, 1996, 1997)
CIT Appearances .....	One (2011)

### Athletic Communications

Associate AD/Athletic Communications/	
Men's Basketball Contact .....	Brian Beyrer (Iona '01)
Office Phone/Cell Phone .....	(914) 633-2334/(914) 497-3136
E-Mail/Droid .....	bbeyrer@iona.edu
Sports Information Fax .....	(914) 633-2072
Iona Web Page.....	www.ICGaels.com
Facebook.....	www.facebook.com/ICGaels
Twitter.....	www.twitter.com/ICGaels
YouTube.....	www.YouTube.com/ICGaelsdotcom

## Iona College Men's Basketball

### MAAC Regular Season Champions

1982-83, 1984-85, 1995-96,  
1996-97, 1997-98, 2000-01

### MAAC Tournament Champions

1982, 1984, 1985,  
1998, 2000, 2001, 2006

*Iona Administrators can be  
reached at the:*

**Hynes Athletics Center**  
715 North Avenue  
New Rochelle, NY 10801  
(914) 497-3136



**ICGaels.com**



# Head Coach

## Tim CLUESS

Iona College Director of Athletics **Patrick Lyons** announced the appointment of **Tim Cluess** as the 12th head coach of the men's basketball program on April 8, 2010. Cluess comes to New Rochelle with an impressive 20-year coaching resume after spending the last four seasons as head coach at C.W. Post in Brookville, NY.

"Tim possesses all of the qualities that I was looking for in the search process for our next head coach," said Lyons. "He is a proven winner at every level that he has coached and a New York native that will push the program forward with our goals. We're ecstatic to have him on board."

One thing that can be said about Cluess: he is a winner. After spending 14 years as head coach at St. Mary's High School in Manhasset, NY, Cluess spent the last five in the college ranks at Suffolk Community College and C.W. Post. He amassed a 120-33 record in those five years and had unprecedented success at both schools. When combining his high school record, Cluess has won more than 77 percent of his games coached.

"I'm extremely grateful to have the opportunity to come to Iona and lead this program," said Cluess. "We are going to get to work right away and build on the great tradition at Iona. Competing in a league as good as the MAAC will be a challenge that I greatly look forward to."

In his last season at C.W. Post, Cluess' Pioneers earned a 23-6 overall record, earning victories in 19 of their last 21 contests. The squad earned its fourth straight berth in the East Coast Conference championship game. Cluess was named the ECC Co-Coach of the Year, his third straight honor.

In 2008-09, C.W. Post had its finest season in history, setting a school record with 30 victories. Standing among the top 10 teams in the nation from January through March in 2009, the Pioneers were ranked as high as No. 2 at one point in the year. The squad posted an undefeated regular season, winning all 24 games for the first time in school history. C.W. Post won its second straight ECC regular season and tournament championship titles and defeated Bentley in overtime in front of thousands on their home court to win the NCAA East Region Championship title and advance to the Elite Eight Tournament in Springfield, Mass. The second-ranked C.W. Post squad met top-seeded Findlay University in the semifinal round and lost a heartbreaker to the eventual National Champions, 89-79, in overtime. In the final Division II national rankings, C.W. Post was ranked first in scoring margin (22.4) and second in assists per game (20.3).

For his outstanding efforts, Cluess was named the Basketball Times Division II Co-Coach of the Year as well as Metropolitan Basketball Writers Association Division II Coach of the Year for the second straight season.

The 2007-08 season saw Cluess' squad post a 26-5 overall record, including an 18-2 clip in the conference. C.W. Post claimed its first regular season and conference titles since the 2003-04 season with a 60-57 win to advance to the NCAA Northeast Regional at Bentley College. He was voted the ECC Coach of the Year by his peers, and was named the MWBA Division II Coach of the Year.

In 2006-07, his first year at the helm, Cluess guided the Pioneers to a 19-11 record and an appearance in the ECC Championship game. He improved the team's win total by six from the season before he took over the program.

Cluess was named the eighth head men's basketball coach in the 50-year history of the Pioneers' program in April of 2006, after spending the 2005-06 campaign as the head men's basketball coach at Suffolk Community College in Brentwood, NY. He led a team of eight players to a 22-10 record overall, as well as a Region XV championship and a fourth-place finish in the NJCAA Division III Tournament. The trip to the national tournament was the first in the Longhorns' history, and Cluess was tabbed the District 5 Coach of the Year.

Prior to his ascent to the college ranks, Cluess was a standout head coach at St. Mary's High School in Manhasset, NY from 1991-05, where the Gaels went a remarkable 264-78 (.772) during his tenure. St. Mary's won a record eight consecutive Nassau-Suffolk Catholic High School Athletic Association league championships from 1997-98 to 2004-05. In that final season with Cluess as their mentor, the Gaels went 25-1 and finished the season ranked in the Top 20 nationally after holding the No. 1 ranking for eight weeks of the campaign.

Cluess helped develop more than 50 players who moved on to the collegiate and professional ranks at St. Mary's including former North Carolina standout and current Cleveland Cavalier Danny Green. He won four state titles and two Federation championships at the Manhasset school. Cluess was a seven-time coach of the year in the high school ranks and earned tournament wins in national tournaments such as the Beach Ball Classic and the Las Vegas Prep Classic.

Cluess played professional basketball in Europe and Australia after a collegiate career at both St. John's and Hofstra. He attended St. John's from 1978-81, before completing his coursework at Hofstra from 1982-83. Cluess, who holds a bachelor's degree in Accounting from Hofstra, currently resides in Floral Park, N.Y. with his wife, Karen, and their two children - Kevin, 14 and T.J., 12.

### THE CLUESS FILE

<b>Year at Iona:</b>	First Season
<b>Birth Date:</b>	March 9, 1959
<b>Age:</b>	51
<b>Hometown:</b>	West Hempstead, N.Y.
<b>Wife:</b>	Karen
<b>Children:</b>	Kevin (14), T.J. (12)
<b>High School:</b>	St. Agnes HS
	Rockville Centre, N.Y.
<b>College:</b>	BA, Hofstra University, 1983

### ATHLETIC PLAYING BACKGROUND

St. Agnes High School  
Rockville Centre, N.Y.

St. John's University  
Jamaica, N.Y.

Hofstra University  
Hempstead, N.Y.

Professional Basketball  
Europe and Australia

### BASKETBALL COACHING EXPERIENCE

1991-2005

Head Coach

St. Mary's High School, Manhasset, NY

2005-2006

Head Coach

Suffolk Community College

2006-2010

Head Coach

Long Island University - C.W. Post

2010-present

Head Coach

Iona College

### COACHING RECORD

Year	School	Position	W-L	Postseason
1991-05	St. Mary's	Head Coach	265-78	
2005-06	Suffolk CC	Head Coach	22-10	NJCAA D-III
2006-07	C.W. Post	Head Coach	19-11	
2007-08	C.W. Post	Head Coach	26-5	NCAA D-II
2008-09	C.W. Post	Head Coach	30-1	NCAA D-II
2009-10	C.W. Post	Head Coach	23-6	
2010-11	Iona	Head Coach	22-11	
HC, 4-yr institutions		Fifth year	121-34 (.781)	
Career Head Coach		20th year	408-122 (.770)	



# 2010-11 Iona Gaels Basketball

Athletic Communications • 715 North Avenue • New Rochelle, NY 10801 • 914-633-2334 • Fax: 914-633-2072

## MEN'S BASKETBALL GAME NOTES

MBB Contact: Brian Beyrer, Associate AD/Athletic Communications (e-mail: BBeyrer@iona.edu)

March 22, 2011

### QUICK FACTS

Location ..... New Rochelle, NY, 10801  
 President..... Br. James A. Liguori  
 Athletics Director..... Patrick Lyons  
 Head Coach ..... Tim Cluess (Hofstra '83)  
 Record at Iona ..... 23-11 (.676)/first season  
 Overall Record ..... 121-34 (.781)/fifth season  
 Web Site: ..... ICGaels.com

### 2010-11 SCHEDULE/RESULTS

Overall: 23-11 H: 11-2 A: 10-6 N: 2-3 MAAC: 13-5

Date Opponent Time/Result

#### World Vision Classic

11/12/10 vs. Kent State L, 72-73  
 11/13/10 at Cleveland State L, 68-78  
 11/14/10 vs. Bryant L, 72-74

11/18/10 RICHMOND W, 81-77 TOT  
 11/23/10 at Albany W, 86-65  
 11/30/10 at Norfolk State W, 73-64  
 12/3/10 CANISIUS\* W, 94-85  
 12/5/10 NIAGARA\* W, 82-58  
 12/8/10 at Long Island W, 88-82  
 12/11/10 FAIRLEIGH DICKINSON W, 87-66  
 12/18/10 at No. 5 Syracuse (SNY) L, 77-83  
 12/22/10 VERMONT L, 79-84  
 12/29/10 HOFSTRA W, 87-62  
 1/3/11 at Siena\* L, 67-73  
 1/7/11 SAINT PETER'S\* W, 70-52  
 1/9/11 LOYOLA (MD.)\* W, 86-68  
 1/14/11 at Rider\* W, 100-96 OT  
 1/16/11 MARIST\* W, 79-41  
 1/21/11 at Niagara\* W, 72-66  
 1/23/11 at Canisius\* L, 73-75  
 1/27/11 RIDER\* L, 59-61  
 1/30/11 at Loyola (Md.)\* L, 85-88 OT  
 2/4/11 at Fairfield\* (ESPN) L, 71-75  
 2/7/11 MANHATTAN\* (MSG-TV) W, 85-67  
 2/11/11 SIENA\* (ESPN) W, 69-65  
 2/13/11 at Marist\* W, 85-70  
 2/16/11 at Manhattan\* W, 102-65  
 2/19/11 at Liberty (ESPN, Sears Bracketbusters) W, 77-57  
 2/25/11 at Saint Peter's\* (ESPN) W, 73-59  
 2/27/11 FAIRFIELD\* W, 74-69

#### 2011 Spark MAAC Championship (No. 2 Seed)

3/5/11 vs. #7 Siena (MSG+) W, 94-64  
 3/6/11 vs. #3 Rider (MSG2) W, 83-59  
 3/7/11 vs. #4 Saint Peter's (ESPN2) L, 57-62

#### 2011 CollegeInsider.com Post Season Tournament

3/16/11 at Valparaiso (FCS Broadband) W, 85-77  
 3/22/11 BUFFALO (FCS Broadband) 7:30 pm

Home events in CAPS and BOLD; MAAC Games noted by an asterisk

ICGaels.com

LISTEN LIVE - www.ICGaels.com/insider - Gary Stanley and Vin Parise

WATCH LIVE - Fox College Sports Broadband



## Gaels host Buffalo in CIT Quarterfinal Round

The Iona College men's basketball team (23-11, 13-5 MAAC) will host Buffalo (20-13, 8-8 MAC) in the quarterfinal round of the 2011 CollegeInsider.com Postseason Tournament at the Hynes Center. The Gaels earned a bye through the second round after beating Valparaiso last Wednesday night. The Maroon & Gold will play at the Hynes Athletics Center for the first time in nearly a month. It's the first time the Gaels will host a postseason tournament contest since Mar. 14, 1996 in an NIT game vs. Saint Joseph's (PA).

### INSIDE THE COLLEGEINSIDER.COM POSTSEASON TOURNAMENT FORMAT

Eight teams remain in the CollegeInsider.com Postseason Tournament. The winner of tonight's game will face the winner of Ohio University and East Tennessee State University on Friday or Saturday in the CIT semifinal round. Other quarterfinal matchups include Southern Methodist at Northern Iowa and Santa Clara at San Francisco.

### IONA VS. BUFFALO - SERIES HISTORY

The two teams will meet for the eighth time in history. Buffalo holds a 4-3 series lead after winning the last meeting at the beginning of the 2006-07 campaign. The Gaels and Bulls are deadlocked at 2-2 in New Rochelle. Iona took the last meeting at the Hynes Center, winning its 20th game of the year on Feb. 18, 2006 in a convincing 93-75 fashion in the ESPN Bracketbusters matchup.

### SCOUTING BUFFALO

Buffalo earned its 20th win of the season with its win at Western Michigan in the second round of the CIT on Saturday. They enter the contest with a 20-13 overall record and 8-8 in MAC play, tied for fifth place in the East Division. Three performers have averaged double-digits for the Bulls prior to Saturday's game. Junior guard Zach Filzen leads the team with a 15.7 ppg average. The teams leading deep threat, he has converted 109 three-pointers. Senior point guard Byron Mulkey averages 13.2 points and a team-best 4.6 assists per game. The 6-0 guard has converted 47 three-pointers and recorded a team-high 81 steals. Freshman forward Javon McCrea has posted 11.6 ppg and a team-leading 6.3 rpg. He also is tops on the squad with a 63.0 FG%.

### IONA VERSUS THE MID-AMERICAN CONFERENCE

The Gaels fell to 8-12 all-time vs. current Mid-American Conference foes after dropping its 2010-11 season opener to Kent State at the World Vision Classic in Cleveland, OH back in November. Prior to the meeting with the Golden Flashes, Iona split a home-and-home with Western

#### Iona vs. Buffalo

Overall: 3-4 (0.429)  
 Home: 2-2  
 Away: 1-2  
 Neutral: 0-0

#### ALL-TIME MEETINGS

Date	W-L	Score	Site
1/18/74	W	81-79	A
1/22/75	L	58-75	H
12/19/75	L	76-85	A
12/5/77	W	109-79	H
12/29/94	L	78-81	H
2/18/06	W	93-75	H
11/21/06	L	54-65	A

7 games

Iona	549 pts	78.4 ppg
UB	539 pts	77.0 ppg

#### Iona vs. Mid-American Conf.

Team	W-L	Last Meet
Akron	0-4	2002
Buffalo	3-4	2006
Central Michigan	2-0	1994
Eastern Michigan	1-0	2000
Kent State*	0-3	2010
Miami OH	1-0	2001
Western Michigan	1-1	2008

TOTALS 8-12  
 \*. 2010-11 opponent

#### GAELS VS MAC OPPONENTS

NAME	GP	MIN	PTS	REB	AST
Glover	1	27.0	16.0	3.0	0.0
Jenkins	2	28.5	13.0	1.0	1.5
Machado	2	32.0	10.5	6.0	6.5
Dezouvre	1	19.0	10.0	6.0	3.0
Rodriguez	3	19.0	8.0	4.0	0.3
Smyth	1	27.0	8.0	0.0	0.0
Dwight	3	20.7	4.3	3.0	0.7
Fields	2	9.5	3.5	0.0	0.0
Armand	1	7.0	3.0	1.0	1.0
Kesic	1	2.0	0.0	0.0	0.0
Pelcher	1	3.0	0.0	0.0	0.0

## 2010-11 Iona College Gaels at a Glance

No.	Name	Cl.	Pos.	Ht.	Wt.	PPG	RPG	Of Note
<b>Probable Starters</b>								
1	Mike Glover	Jr.	F	6-7	215	18.2	10.2	First Iona player in 31 years to average more than 10 rebounds per game (Ruland, 1979-80)
3	Scott Machado	Jr.	G	6-1	180	13.5	3.9	Nine double-doubles... No. 8 in MAAC in scoring... Leads MAAC and No. 3 in NCAA with 7.5 apg
5	Rashon Dwight	Sr.	G	6-3	185	8.7	2.8	Averaging 10.8 ppg in last 24 games... Had his first double-double vs. SPC
21	Alejo Rodriguez	Sr.	F	6-8	235	6.7	6.7	Has eight double-digit point scoring efforts this season... No. 2 rebounder on the team
22	Sean Armand	Fr.	G	6-3	190	5.6	1.2	Earned first collegiate start at Valpo and scored 14 points in win
<b>Off the Bench</b>								
10	Jermel Jenkins	Jr.	G	5-11	185	9.4	2.5	No. 5 all-time in three-point FGs at Iona... Led Gaels with 20 points in MAAC semifinal
11	Trinity Fields	Jr.	G	6-2	175	2.3	0.7	Scored a career-high 16 points in CIT First Round win over Valparaiso
23	Randy Dezouvre	Jr.	G-F	6-5	210	3.2	1.3	High energy performer off the bench... Scored 10 points vs. Siena in MAAC QF
24	Aleksandar Kesic	Fr.	F	6-8	210	0.0	0.6	Will not dress and apply for a hardship waiver to maintain freshman eligibility next season
32	Kristian Duravcevic	Fr.	F	6-8	215	--	--	First-year walk-on... Dressed for the first time at SYR after returning from preseason injury
33	Kyle Smyth	So.	G	6-4	185	10.1	2.3	Did not play at Valparaiso, snapping a 64-game appearance streak with an injury
35	Jayon James	Fr.	G-F	6-6	225	0.5	0.8	Made his first collegiate appearance vs. RID... Posted three assists in four min vs. SIE
44	Chris Pelcher	So.	F-C	6-10	240	3.0	1.9	Had career-high 13 pts at MAN... Has scored 38 points in last 10 games.





## 2010-11 MAAC STANDINGS

SCHOOL	MAAC			OVERALL		
	W	L	PCT.	W	L	PCT.
(1) Fairfield	15	3	.833	25	8	.758
<b>(2) IONA COLLEGE</b>	<b>13</b>	<b>5</b>	<b>.722</b>	<b>23</b>	<b>11</b>	<b>.676</b>
(3) Rider	13	5	.722	23	11	.676
(4) Saint Peter's	11	7	.611	20	14	.588
(5) Loyola	10	8	.556	15	15	.500
(6) Canisius	9	9	.500	15	14	.517
(7) Siena	8	10	.444	13	18	.419
(8) Niagara	5	13	.278	9	23	.281
(9) Marist	3	15	.167	6	27	.182
(10) Manhattan	3	15	.167	6	25	.194

## THIS WEEK'S MAAC ACTION

### CollegeInsider.com Post Season Tournament

**Tuesday, March 15, 2011 - Cedar Falls, IA**

NORTHERN IOWA 84, Rider 50

**Wednesday, March 16, 2011 - Valparaiso, IN**

Iona College 85, VALPARAISO 77

**Tuesday, March 22, 2011 - New Rochelle, NY**

BUFFALO AT IONA COLLEGE ..... 7:30 PM

**Friday/Saturday, March 25/26, 2011 - TBA**

Buffalo/Iona vs. Ohio/East Tennessee State ..... TBA

### National Invitation Tournament

**Tuesday, March 15, 2011 - Ft. Collins, CO**

COLORADO STATE 62, Fairfield 60

**Sunday, March 20, 2011 - Bridgeport, CT**

Kent State 72, FAIRFIELD 68

### NCAA Championship

**Friday, March 18, 2011 - Chicago, IL**

Purdue 65, Saint Peter's 43



## DIRECTIONS TO IONA COLLEGE

**From Hutchison River Parkway Southbound:** Exit 18E, Mill Road. Right on Mill Road to light, then right on North Avenue. Follow North Avenue 2 miles to gates of College on your left

**From Hutchison River Parkway Northbound:** Exit 14, turn right at the light off the exit. Turn left on Eastchester Road to the end, then right on North Avenue to second traffic light and left onto campus.

**From I-95 North and Southbound:** Exit 16. Follow signs to North Avenue. Right onto North Avenue, proceed 1 mile to gates of the College on your right.

**From I-87 North and Southbound:** Exit at Cross County Parkway East, proceed east to Exit 10, New Rochelle Road, Eastchester. Turn right and proceed to fourth traffic light. Turn left on Eastchester Road to the end, then right on North Avenue to second traffic light and left onto campus.

Michigan in 2007 and 2008. The University of Buffalo represents the most frequent MAC opponent with the two teams squaring off on seven occasions. Iona split with the Bulls in a Bracketbusters series in Feb. and Nov. 2006. The Gaels hold a series advantage with both Eastern Michigan and Miami (Oh.) taking the lone contest against each opponent.

### THIS DAY IN IONA HISTORY

The Gaels play on Mar. 22 for the first time in history. The date marks the fourth latest date Iona has appeared on in the calendar year.

### HOME COOKIN'

Iona improved to 11-2 at home this season with its win over Fairfield in the regular season finale on Feb. 27. The squad has won 20 of its last 23 contests at the Hynes Center. The three losses during the last 23 games came against Rider on Jan. 27, Vermont on Dec. 22 and the Jaspers last season, all decided by six points or less.

### GLOVER, MACHADO NAMED ALL-MAAC, ALL-TOURNAMENT, NABC ALL-DISTRICT

Junior forward **Mike Glover** and point guard **Scott Machado** were honored by the league's 10 coaches for their performances this season. Both performers earned All-MAAC First Team prior to the conference championship. It marks the sixth time since the inception of the MAAC in 1981-82 that Iona had multiple First Team performers. Kashif Hameed and John McDonald were the last pair to earn the honor in the same season during the 1997-98 campaign. The duo were also named to the MAAC All-Tournament team and to NABC Division I District 1 Teams. Glover was a First Team honoree while Machado was named to the Second Team. Glover was also named CollegeInsider.com MAAC Player of the Year.

### BIG LIGHTS WILL INSPIRE YOU

With its 23-11 record in 2010-11, the Gaels clinched both the second highest win total and win percentage of the 14 New York City Metropolitan Area Division I basketball programs within 30 miles of the center of NY College basketball, Madison Square Garden. The mark comes after a 2009-10 campaign that saw the squad hold the highest number in both categories. Eight of the top 10 teams in terms of winning percentage in 2010-11 boast first-year coaches in St. John's, Rutgers, Hofstra, Columbia, Wagner, St. Francis and Iona. In the last 15+ seasons, Iona is second to the Pride in both wins and win percentage. Hofstra took over the lead after Iona's devastating 2-28 season in 2006-07.

### MACHADO RANKS NO. 3 IN THE NCAA IN ASSISTS

Junior **Scott Machado** sits behind UAB's Aaron Johnson and Ohio's D.J. Cooper on the NCAA assist leaderboard entering tonight's CIT quarterfinal match up. Machado is one of four players in NCAA Div. I to average more than seven assists per game. Machado has averaged a MAAC best 7.47 dimes per game, more than one assist better than Iona's record of 6.5 apg set by **Glenn Grant** in 1988-89. He became the second player (**Marvin McCullough**) at Iona to record 100 or more assists in his first three seasons at Iona. With four assists vs. Manhattan he became the first Iona player and first player in the NCAA this year to record more than 200 assists in a season. Against Marist, he passed Grant's 194 assists in 1988-89 for the single-season school record. Iona's junior guard has nine double-doubles this season, the third highest MAAC total (behind **Glover** and Siena's Ryan Rossiter) and 10 in his career, all of the points-assists variety. He ranks seventh in the MAAC in scoring and first in assists.

### TAKING CARE OF THE ROCK

Iona has committed an average of 12.76 turnovers per game. The mark stands as the lowest total in school history since the stat has been recorded in the 1980-81 season. The standard was set last season at 13.55 per contest. Prior to last year, the previous record stood at 14.21 per game in 1995-96. Iona's assist-to-turnover ratio is also over 1.0 (1.359) nearly .30 more than the previous school record set in 2002-03. This season marks just the seventh time in the last 30 seasons Iona has posted more assists than turnovers.

### CHASING HISTORY

With 15 points vs. Saint Peter's in the MAAC Championship game, junior **Scott Machado** passed Nakiea Miller for 23rd. He will not likely get a chance to move up the ladder again until next season as he stands 97 points behind No. 22 Tony Hargraves on Iona's all-time scoring list. Against Manhattan on Feb. 7, Machado became the ninth junior in school history\* to eclipse 1,000 points and the first since **Steve Burtt** in 2004-05. In the win over Loyola on Jan. 10, Machado also became the ninth player in school history to reach the 400-assist mark. With 520 for

### GAELS IN POSTSEASON PLAY

Team	Opponent	Result	Tourney
3/16/11	Valparaiso	W, 85-77	CIT
3/16/06	LSU	L, 64-80	NCAA
3/16/01	Ole Miss	L, 70-72	NCAA
3/16/00	Maryland	L, 59-74	NCAA
3/13/98	Syracuse	L, 61-63	NCAA
3/12/97	UConn	L, 66-71	NIT
3/14/96	St. Joseph's	L, 78-82	NIT
3/14/85	Loyola (Ill.)	L, 58-59	NCAA
3/15/84	Virginia	L, 57-58	NCAA
3/21/83	Nebraska	L, 73-85	NIT
3/16/83	St. Bona.	W, 90-76	NIT
3/11/82	Rutgers	L, 51-55	NIT
3/9/80	Georgetown	L, 71-74	NCAA
3/6/80	Holy Cross	W, 84-78	NCAA
3/9/79	Penn	L, 69-73	NCAA

### TOP NY METRO TEAMS IN 2010-11

Team	2010-11			1995-2010		
	W-L	Pct		W-L	Pct	
Long Island	27-6	.818		211-253	.455	
<b>IONA</b>	<b>23-11</b>	<b>.676</b>		<b>277-217</b>	<b>.561</b>	
St. John's	21-12	.636		262-230	.533	
Hofstra	21-12	.636		293-201	.593	
Saint Peter's	20-14	.588		180-286	.386	
Columbia	15-13	.536		173-262	.398	
St. Francis	15-15	.500		214-244	.467	

### NCAA DIV. I ASSIST LEADERS

Player	Team	APG
Aaron Johnson	UAB	7.71
D.J. Cooper	Ohio	7.59
Scott Machado	Iona	7.47
Hank Thorns	TCU	7.03
Darius Morris	Michigan	6.65

### FEWEST TURNOVERS SINCE 1980-81

Year	TO/g
2010-11	12.76
2009-10	13.55
1995-96	14.21
1990-91	14.83
1984-85	14.87

### IONA CAREER POINTS LEADERS

##	Player	Points
20.	Warren Isaac	1,331
21.	Kashif Hameed	1,276
22.	Tony Hargraves	1,232
<b>23.</b>	<b>SCOTT MACHADO</b>	<b>1,135</b>
24.	Nakiea Miller	1,122

### IONA CAREER ASSISTS LEADERS

##	Player	Assists
1.	Rory Grimes	558
2.	Tony Hargraves	539
<b>3.</b>	<b>SCOTT MACHADO</b>	<b>526</b>
4.	Glenn Grant	484
5.	Marvin McCullough	481

## Individual Career Totals

Player	G	Pts	Reb	Ast	Blk	Stl
Scott Machado	96	1,135	337	526	10	130
Rashon Dwight	122	819	351	285	52	143
Alejo Rodriguez	116	775	701	85	97	83
Jermel Jenkins	95	691	208	235	1	97
Mike Glover	34	619	348	32	29	26
Kyle Smyth	65	590	172	81	12	73
Trinity Fields	89	296	97	77	2	37
Sean Armand	34	191	43	11	2	10
Chris Pelcher	52	133	91	13	16	9
Randy Dezouvre	29	93	36	12	4	8
Jayon James	11	6	9	6	2	4
Aleksandar Kestic	7	0	4	0	0	0

his career, he also stands behind Hargraves' 539 dimes in third place on the all-time list. (\*-three sophomores Ruland, Springer and Burt are not included)

### 20/20 VISION

Earning its 20th win in the regular season finale vs. Fairfield, Iona earned its second straight and 15th all-time 20+ win season in the 70-year history of the program. In his first season at the helm of the Gaels, **Tim Cluess** becomes the second (of 12 all-time) head coach in school history to earn 20 wins in his inaugural season in New Rochelle. Former head man **Tim Welsh** posted a 21-8 rookie campaign for the Gaels in 1995-96 en route to an NIT appearance that season. With 23 wins this season, Iona has matched the fifth highest win total in school history.

### IONA IS NO. 6 TEAM IN ASSISTS

The Gaels have recorded 13 20+ assist efforts this season after matching a season-high with 26 vs. Rider in the MAAC semifinal round. They stand at No. 6 on the NCAA leader board averaging 17.32 assists per game. Iona is No. 2 Mid-Major\* program on the chart, behind the Southland's Sam Houston State. In terms of sheer number of assists, the Gaels' 589 helpers are the fifth highest in the country behind Kansas, Louisville, Pittsburgh and Washington. Iona is also No. 14 in the nation in assist-to-turnover ratio. \*-defined as a member of one of the 22 conferences eligible for CollegeInsider.com's Mid-Major Poll

#### 20+ WIN SEASONS

1949-50 (21), 1978-79 (23), 1979-80 (29), 1981-82 (24), 1982-83 (22), 1983-84 (23), 1984-85 (26), 1995-96 (21), 1996-97 (22), 1997-98 (27), 1999-00 (20), 2000-01 (22), 2005-06 (23), 2009-10 (21), 2010-11 (23)

#### NCAA ASSIST LEADERS

Player	APG
Kansas	17.91
Duquesne	17.81
Pittsburgh	17.50
Louisville	17.37
S. Houston St.	17.35
IONA	17.32

## Fun With Numbers

### Tim Cluess' record by month...

	2010-11	Total
Nov.	3-3	3-3
Dec.	5-2	5-2
Jan.	5-4	5-4
Feb.	7-1	7-1
Mar.	3-1	3-1
<b>Total</b>	<b>23-11</b>	<b>23-11</b>

### All-Time Win-Loss Records - 1,786 games played

All-Time (1940-present) - 1,014-772 (.568)  
 Home (1948-present) - 474-168 (.738)  
 Away (1948-present) - 292-388 (.429)  
 Neutral (1948-present) - 171-177 (.491)  
 Overtime games (1947-present) - 47-44 (.516)  
 \*\*Home, Away Neutral not available 1940-47\*\*

### MAAC Records (1981-present) - 474 games played

MAAC All-Time - 277-197 (.584)  
 MAAC Home - 159-74 (.682)  
 MAAC Away - 112-121 (.481)  
 MAAC Neutral - 6-2 (.750)  
 MAAC Tournament - 36-23 (.610)

### Hynes Athletics Center Records (1974-present) - 453 games played

Overall - 328-125 (.724)  
 Non-Conference Games - 170-51 (.769)  
 MAAC Games - 159-74 (.682)

### SCHOOL RECORD #1 - ASSISTS

With 21 assists vs. Siena in the MAAC Quarterfinal, Iona set a new standard for assists in the season. They now stand at 589. The Maroon & Gold's 17.32 assists per game stands as the second-highest single season mark behind 17.78 apg in 1992-93.

### SCHOOL RECORD #2 - THREE POINT FIELD GOALS

Iona surpassed its single-season record of 227 three-point field goals at Liberty and have now hit 45 more than its recording setting season a year ago. The Maroon & Gold has also eclipsed its record 619 three-point attempts from 2009-10. Iona has shot 272-for-732 (37.2%) from beyond the arc, better than last season's 36.7%.

### SINGLE-SEASON ASSISTS

Year	Assists
<b>2010-11</b>	<b>589</b>
1999-00	529
1998-99	512
1997-98	511
2000-01	481

### SINGLE-SEASON 3PT-FG

Year	3-pt FG
<b>2010-11</b>	<b>272</b>
2009-10	227
1997-98	210
2005-06	196
2007-08	183

## Gaels' Stat Breakdown: Double-Digit Dynamics

Games with:	2010-11	2009-10	Career	Team Record
<b>at least 10 points</b>				
Glover	27	-	27	17-10
Machado	26	21	63	43-20
Jenkins	15	7	26	15-11
Dwight	14	7	30	20-10
Smyth	14	11	25	17-8
Rodriguez	8	13	31	18-13
Armand	8	-	8	6-2
Fields	2	2	9	7-2
Dezouvre	2	-	2	1-1
Pelcher	2	-	2	2-0
<b>at least 20 points</b>				
Glover	14	-	14	10-4
Machado	4	3	7	5-2
Smyth	2	1	3	2-1
Armand	1	-	1	1-0
Jenkins	1	0	1	1-0
<b>at least 30 points</b>				
Glover	2	-	2	2-0
<b>at least 10 rebounds</b>				
Glover	20	-	20	16-4
Rodriguez	7	10	22	14-8
Dwight	0	0	1	1-0
<b>at least 10 assists</b>				
Machado	9	0	11	10-1

Games with:	2010-11	2009-10	Career	Team Record
<b>Double-Doubles</b>				
Glover	19	-	19	14-5
Machado	9	0	11	10-1
Rodriguez	2	6	11	6-5
<b>Leading Scorer (including ties)</b>				
Glover	17	-	17	11-6
Machado	9	15	32	19-13
Smyth	4	6	10	7-3
Armand	2	-	2	2-0
Rodriguez	0	3	6	3-3
Jenkins	0	3	5	3-2
Dwight	0	1	1	1-0
<b>Leading Rebounder (including ties)</b>				
Glover	25	-	25	18-7
Rodriguez	7	21	39	22-17
Machado	2	2	10	2-8
Dwight	0	2	6	1-5
Smyth	0	2	2	2-0
Jenkins	0	0	2	2-0
<b>Leading Assists (including ties)</b>				
Machado	28	20	68	41-27
Jenkins	6	10	19	11-8
Dwight	1	6	22	11-11
Fields	0	2	2	1-1
Smyth	0	2	2	2-0
Rodriguez	0	0	1	0-1

**MORE RECORDS IN THE HISTORICAL 2010-11 CAMPAIGN**

In addition to assists, three-point field goals and attempts, turnovers per game and assist to turnover record, Iona will play a 35th game for the first time in school history tonight. The Gaels have also set program records this year in for field goals made (964) and points scored (2,692). The Maroon & Gold stand two field goal attempts and 33 rebounds shy of their all-time single season mark.

**GETTING OFFENSIVE**

Averaging 79.2 points per game this season, the Gaels have maintained the largest scoring improvement from one season to the next in school history, posting 13.1 ppg more than 2009-10. The next highest improvement came from 1989-90 to 1990-91 where the program saw a 11.4 points per game increase.

SCORING IMPROVEMENTS	
Year	PPG inc.
2010-11	+13.07
1990-91	+11.36
2005-06	+8.19
1976-77	+7.95
2007-08	+6.99

**MORE OFFENSIVE NUMBERS**

Iona's 13.07 ppg improvement from last season is the third highest in NCAA Division I this season. The mark stands behind a reclassifying team and 2010-11 opponent in the NEC's Bryant (+16.60) and the Southland's Lamar University (+13.35). The Gaels stand just ahead of Long Island University (+12.96) on the chart. Iona is 14th in Division I in scoring this season, a 227 spot improvement from its 241st ranking last season. The Gaels are also 215 places higher on the field goal percentage chart (+5.4%) and 115 higher on both the assists per game (+3.7) and assist-to-turnover lists (+0.4).

**GLOVER AT NO. 7 IN FIELD GOAL PERCENTAGE**

Junior **Mike Glover** is seventh on the NCAA Field Goal Percentage shooting 60.8% for the season. After shooting 26-for-38 (68.4%) at the MAAC Championship, Glover was 8-for-10 (80.0%) in the CIT First Round at Valparaiso. The percentage has been helped by a team-high 66 dunks on the season.

**IONA'S RECORD WHEN...**

Iona's record when: Leading at the half, 23-4... Trailing at the half, 0-7... After a win, 18-3... On Tuesday, 2-0... Scoring more than 79 points, 15-1... Less than 79, 8-10... Allowing less than 70 points, 17-2... Allowing 70 or more, 6-9... Shooting higher than 50%, 14-0... 45% or higher, 18-2... Less than 45%, 4-9... Out rebounding opponent, 17-3... Records more assists, 19-3... Machado records a double-double, 8-1... Glover records a double-double, 14-5... Smyth hits four or more three-pointers, 7-1... Armand has more than one three-pointer, 10-2... Machado has eight or more assists, 15-2... Seven or less, 8-9... When Rodriguez has nine or more rebounds, 8-1... Glover has 12 or more field goal attempts, 13-5... Less than 12 FGA, 10-6... Leader in FGA: Glover 10-4; Machado 9-5; Jenkins 4-1; Smyth 1-3; Dwight 2-0; Armand 2-0.

**EVEN MORE IONA RECORD WHEN...**

Eight or more three-pointers made, 11-4... 25 or more three-point attempts, 8-4... 25 or less attempts, 15-7... 30 or more field goals made, 15-0... 67 or more field goal attempts, 5-0... 72.0% or higher free throw percentage, 5-6... 56.0% or lower free throw percentage, 7-0... Record 12 or more offensive rebounds, 16-4... Record 39 or more total rebounds, 9-0... Commit 18 or less fouls, 16-4... Dish out 16 or more assists, 18-1... Dish out less than 16, 5-10... Commit 10 or less turnovers, 5-4... Commit 15 or more, 5-2... Hold opponent to less than 36.0% three-point FG%, 14-4... Hold opponent under 14 free throws made, 17-3... Hold opponent under 20 free throw attempts, 18-4... Allow 13 or more offensive rebounds, 5-5... Allow less than 13, 18-5... Allow 36 or more rebounds, 5-8... Hold opponent to under 36, 18-3... Hold opponent under 13 assists, 16-3... Allow opponent 13 or more assists, 7-8... Hold opponent under 24 field goals, 15-3... Allow 25 or more field goals, 8-8... Allow 55 or more field goal attempts, 14-4... Allow 51-55 FGA, 8-6... Hold opponent under 50 FGA, 6-2... Hold opponent to less than 46.0% from the field, 18-5... Allow opponent to shoot 46.0% or better, 5-6.

**WE'RE GOING STREAKING...**

With its ninth straight win in the MAAC semifinal vs. Rider, the Gaels matched the sixth longest winning streak in history. Iona has recorded three streaks of at least five games this season. The feat marks the third time in school history that the Maroon & Gold has done so, matching the accomplishment in both 1984-85 and 1999-00. The last time Iona won nine in a row was during the 1999-00 season. The streak matches the longest at the end of the season when the Gaels rattled off nine straight at the end of the 1978-79. The last time Iona won 10 in a row was during a 15-game winning streak in 1997-98.

**ALEJO IS KEY AND THE KEY TO ALEJO**

Over the last 12 contests, senior **Alejo Rodriguez** has played a key role in Iona's success averaging 7.9 points and 7.4 rebounds per game while shooting 77.4% from the field and leading the Gaels to a 10-2 record. An analysis of Rodriguez' stats shows when he records four or more fouls in a contest, the senior forward averaged just 4.4 points and 6.6 rebounds per game. With three or less fouls

and discounting the games he was limited to less than 20 minutes due to injury, Rodriguez average jumped to 8.7 ppg and 7.7 rpg. Overall, Iona is 18-6 when he records less than four fouls (5-4 when he does). The Gaels are also 8-1 when Rodriguez records nine or more rebounds. Rodriguez has posted eight double-digit point and seven double-digit rebounding efforts this season to go along with two double-doubles. He has converted his last 29 of his last 35 field goal attempts in the last nine games.

**SENIOR LEADERSHIP**

Senior **Rashon Dwight** has emerged as one of Iona's top

performers over his last 22 appearances averaging 10.7 points, 3.5 rebounds and 2.1 assists while shooting 46.0% from beyond the arc (29-for-63). He has vaulted to No. 1 on the team with his career-best 41.5% three-point conversion rate. During the 22-game stretch Dwight has recorded 14 of his career-high 15 double-digit point efforts on the season. The Gaels are 16-7 since Dwight's surge.

**INSTANT OFFENSE**

Rookie **Sean Armand** recorded his eighth double-digit point effort of the season, with 14 points vs. Valparaiso last Wednesday. In the last 17 games, Armand has averaged 8.3 ppg, scoring 141 points in 229 minutes played. Though his season scoring total has raised to just 5.6 ppg, Armand is No. 2 in the MAAC in points per 40 minutes at a 22.40 pts/40 clip. No. 1 on the list is fellow rookie Justin Drummond from Loyola (23.50). The two freshmen are followed by **Mike Glover** (21.18) and Canisius' Greg Logins (20.09).

**GAELS HONORED EIGHT TIMES WITH MAAC WEEKLY HONORS**

Four different Iona players have been honored eight times this season with a MAAC Player or Rookie of the Week honor. Junior **Mike Glover** has led the charge being named Player of the Week on four different occasions and is one shy of **Mindaugas Timinskas'** school record five in a season set in 1996-97. Junior **Scott Machado** and sophomore **Kyle Smyth** earned their first career MAAC Player of the Week honors while freshman

**Sean Armand** earned a Rookie of the Week honor on Jan. 17. With seven team Players of the Week awards, the Maroon & Gold matched of its total from 1996-97 and 1997-98. The seven in those two seasons is tied for the MAAC record with La Salle (1997-98), Siena (1993-94) Manhattan (2002-03), Niagara (2007-08), and Rider (2007-08). Prior to this season, the last Gael earning MAAC Player of the Week was **Steve Burt** on Jan. 23, 2006.

**RARELY CHARTERED WATERS**

Iona is averaging 79.2 points per game, currently the fifth-highest single-season total in school history. The Gaels have averaged 79 or more points in just four seasons in their history: 1977-78 (83.2/g), 1976-77 (80.7/g), 1997-98 (80.4/g) and 2005-06 (79.8/g). With the exception of the top two performances, Iona has reached the postseason in the next five high scoring seasons (1998, 2006, 2000, 1979 and 1984).

**HITTING THE CENTURY MARK**

With their second 100-point effort of the season at Manhattan on Feb. 16, the Gaels improved to 43-2 all-time when reaching triple-digits. Prior to this year, Iona last scored 100 points in win over Marist in the 2006 MAAC Championship semifinal and snapped its second-longest stretch in program history between 100 point efforts. The recent 143-game drought was only surpassed by the 163 contests between the 2000-01 and 2005-06 seasons when Iona scored 101 points in a win at Loyola on Feb. 8, 2006. Iona reached the NCAA Tournament in the last three seasons that it reached 100 points in a game (1998, 2000 and 2006).

**LIGHTING UP THE SCOREBOARD**

The Gaels hit 90 on the scoreboard vs. Canisius on Dec. 3 for the first time since Dec. 7, 2007 in a 92-68 win over Loyola. Iona is 138-12 all-time when scoring 90 or more points and 375-92 when scoring 80 or more points including 14-1 this season.

**TALE OF THE TAPE**

Iona		Buffalo
23-11	Overall Record	20-13
9-1	Last 10 Games	5-5
67 of 347	RPI*	135 of 347
79.2	Scoring Offense	70.8
69.4	Scoring Defense	64.2
+9.8	Scoring Margin	+6.6
.477	FG%	.472
.372	3-pt FG%	.375
.654	FT%	.652
.442	Opponent FG%	.415
.352	Opponent 3-pt FG%	.359
.688	Opponent FT%	.666
36.4-33.6	Rebounding Difference	35.5-32.1
+2.8	Rebound Margin	+3.4
17.3	Assists/game	14.1
12.8	Turnovers/game	15.3
7.5	Steals/game	7.9
3.2	Blocks/games	5.4
*from RealtimeRPI.com (3/20/11)		

**IONA'S MAAC WEEKLY AWARDS IN 2010-11**

Player (P/R)	Date
Sean Armand (R)	1/17/11
Mike Glover (P)	1/10/11
Scott Machado (P)	1/3/11
Mike Glover (P)	12/20/10
Mike Glover (P)	12/13/10
Mike Glover (P)	12/6/10
Kyle Smyth (P)	11/29/10



**MAMBA AND MEL**

Junior **Jermel Jenkins** and sophomore **Kyle Smyth** have formed a lethal 1-2 punch for the Gaels beyond the arc this season. Smyth has posted 75 three-pointers while Jenkins has drained 68. The totals are the third and fourth highest single-season efforts in school history. Last season, Smyth set an Iona rookie record with 51 trifectas.

**Steve Burtt** holds the record with 96 trifectas in 2005-06 and the second most with 80 in 2004-05. All-time, Jenkins leads Smyth by three trifectas as they stand No. 5 and No. 7 on the program's leader board.

IONA ALL-TIME 3-FG LEADERS		
No.	Player	3FG
2.	Ricky Soliver	153
3.	Milan Prodanovic	142
4.	Maceo Wofford	139
5.	<b>JERMEI JENKINS</b>	<b>131</b>
	Sean Green	131
7.	<b>KYLE SMYTH</b>	<b>128</b>

**ROAD WARRIORS**

After topping Valparaiso last Wednesday, Iona improved to 10-6 in its opponent's building, matching the third highest win total on a foe's home floor in school history. The Maroon & Gold went 12-3 in 1997-98 and 11-2 in 2005-06, including an 8-1 record in MAAC play. After going 10-38 on the road from that point through the end of the 2008-09 campaign, Iona is 19-10 in its opponents buildings over the last two seasons.

MOST ROAD WINS		
Wins	Year	
12	1997-98	
11	2005-06	
10	1996-97, 2010-11	
9	1995-96, 1979-80	
	2009-10, 1998-99	

**MR. 400**

**Tim Cluess** won his 400th game as a head basketball coach in the win over Siena Friday night. Cluess is in his 20th year as a head coach after 14 seasons at St. Mary's High School in Manhasset, NY, one year at Suffolk Community College and four at Long Island University-CW Post before coming to New Rochelle last April. Earlier this season Cluess earned his 100th NCAA win, which counts his tenure at both C.W. Post and Iona.

**THE NEW LONG BALL KING**

Sophomore **Kyle Smyth** recorded a career-high 29 points in Iona's win at Albany and connected on a school record eight three pointers. His seven threes in the first half alone broke the previous record of six in a full-game shared by seven different Iona players. **Steve Burtt** was the last to hit the mark in the regular season finale in the Gaels' MAAC Championship season of 2005-06. Smyth followed up the effort with five more three-pointers in the win at Norfolk State.

SINGLE GAME 3-PT FGS	
Player (Yr)	3-pt
Kyle Smyth (2010)	8
Jermel Jenkins (2010)	7
Sean Armand (2011)	6*
Jermel Jenkins (2011)	6
Seven others	6
*Iona Rookie Record	

SINGLE GAME ASSISTS		
Player (Yr)	Ast	
Danny Doyle (1994)	17	
Glenn Grant (1989)	16	
Scott Machado (2010)	15	
Glenn Vickers (1978)	15	
Scott Machado (2010)	13	
Tom Burke (1967)	13	
Marvin McCullough (2004)	13	

**SCOTT THE PLAYMAKER**

Junior **Scott Machado** posted a career-high 15 assists in Iona's 86-65 win at Albany, matching the third highest total in school history. Only **Danny Doyle** in 1994 and **Glenn Grant** in 1989 have

recorded higher assist totals in a game for the Gaels. It was the eighth double-digit assist game for an Iona player and third for Machado since the 2001-02 season. Former Iona point guard **Marvin McCullough** recorded the other five including his career-high of 13 on Feb. 27, 2004.

**IONA THE RAINMAKERS**

With 18 total three-point field goals at Albany on Nov. 23, the Gaels shattered their previous mark of 13 set two seasons ago at Rider on Jan. 11, 2009. Iona also broke its Hynes Center record with 13 three pointers in a win over Marist on Jan. 16. Prior to 2008-09 the single-game makes mark was 12, reached five times. The Gaels hit 12 trifectas on four occasions.

**RARE OCCASION**

Junior **Mike Glover** second player in school history to record back-to-back double-doubles with 30 or more points with his performances vs. Canisius and Niagara this past weekend. **Jeff Ruland** accomplished the feat with back-to-back 30+ point, 10+ rebound efforts on Feb. 25 and Mar. 2, 1978.

**GAELS GET A GRAND**

The Iona men's basketball program picked up its 1,000th win in a 70-52 victory over Saint Peter's on Jan. 7. The victory comes nearly seven years after the 900th victory, a win over Canisius on Jan. 13, 2004.

**IONA INSIDER**

Now in its fourth year, Iona is proud to present live video streaming of all of its non-televised home games at the Hynes Athletics Center. Log on to [www.ICGaels.com/insider](http://www.ICGaels.com/insider) for more details.

**MAROON & GOLD ON FACEBOOK AND TWITTER**

Follow Iona on Facebook and Twitter by logging on to [facebook.com/ICGaels](http://facebook.com/ICGaels) or [twitter.com/ICGaels](http://twitter.com/ICGaels) and receive immediate updates on the Gaels. A number of members of the Iona coaching staff are also on Twitter. Follow assistant coaches **Jared Grasso** (@JGras11) and **Garee Bryant** (@GB\_22), Director of Basketball Operations **Bob Paul** (@rjpaul1130) and Recruiting Coordinator **Zak Boisvert** (@ZakBoisvert).

**TUNE INTO THE GAELS**

Fans of Iona basketball can hear live broadcasts of every home and away contest on ICGaels.com. **Gary Stanley** returns for his 25th year as "the Voice of the Gaels". He will joined by veteran color commentator **Ed Ingles** and former Iona assistant **Vin Parise**.

**ON TAP FOR THE GAELS**

The winner of tonight's game advances to the semifinal round of the 2011 CollegeInsider.com Post Season Tournament to face the winner of Ohio University and East Tennessee State University. The semifinal contest will take place on either Friday (Mar. 25) or Saturday (Mar. 26)

# Last time vs. Buffalo

Game 3 Buffalo 65, Iona College 54  
(0-3) Non-Conference Game  
Buffalo, NY - Alumni Arena  
December 18, 2008

AMHERST, N.Y. (AP) -- Greg Gamble had 15 points and 10 rebounds as Buffalo defeated Iona 65-54 Tuesday.

Gamble posted a season high in points and tied a season high in rebounds as Buffalo (4-2) posted four players in double figures. Eric Moore also scored 15 points while grabbing six rebounds. Yassin Idbihi scored 13 points with eight rebounds, while Parnell Smith had 10 points and seven boards.

Iona's (0-3) third straight loss saw the Gaels shoot over 40 percent for the first time this season. The Gaels were 21-of-50 from the floor (42 percent) but were 5-fo-20 from beyond the 3-point arc and 7-for-16 from the foul line.

Buffalo was 20 for 55 from the field (36.4 percent) for the game but 21-of-28 from the foul line.

Anthony Bruin led Iona with 13 points and eight

rebounds while Milan Prodanovic had 10 points while Kyle Camper had 9 assists and 7 points.

Buffalo held as much as a 20-point lead, 53-33 with nine minutes left before a 17-2 run brought Iona back to within five with 1:21 to go. Then Gamble and Idbihi each converted two-shot attempts at the foul line, sealing the win.

Early on, Buffalo had the look of a fatigued team. Playing their fourth game in five nights, the Bulls converted just one of their first nine from the field and were out-rebounded in the first half 20-13.

But a four-minute, 14-2 Bulls run built a seven-point lead while the Gaels committed 20 turnovers and were a dismal 9-for-22 from the floor as Buffalo took a 12-point advantage, 34-22 to the locker room at halftime.

**VISITORS: Iona College 0-3**

##	Player Name	M	FG-A	3FG-A	FT-A	REB	PF	A	B	S	TO	TP
30	Bruin, Anthony	f	36	6-10	0-0	1-8	8	1	1	5	3	1 13
32	Marshall, Justin	f	29	2-6	0-2	4-6	6	4	1	3	4	2 8
5	Griffin, De'Shaune	g	27	2-7	1-4	0-0	4	2	2	6	0	2 5
10	Camper, Kyle	g	31	3-9	1-6	0-0	5	3	9	8	1	1 7
11	Prodanovic, Milan	g	36	3-9	2-6	2-2	3	2	0	2	0	0 10
00	Kelly, John		14	1-3	0-0	0-0	1	2	0	1	0	0 2
21	Rodriguez, Alejo		11	3-4	0-0	0-0	3	1	0	0	0	1 6
22	Harris, Mike		9	1-1	1-1	0-0	1	5	0	1	0	0 3
33	Hassett, Kevin		7	0-1	0-1	0-0	1	1	0	0	0	0 0

TEAM		3		1			
Totals	200	21-50	5-20	7-16	35	23	14 27 8 7 54
TOTAL FG%	1st: 9-22	40.9%	2nd: 12-28	42.9%	Game: 42.0%	DEADB	
3-PT FG%	1st: 3-7	42.9%	2nd: 2-13	15.4%	Game: 25.0%	REBS	
F Throw %	1st: 1-3	33.3%	2nd: 6-13	46.2%	Game: 43.8%		5


**HOME TEAM: Buffalo 4-2**

##	Player Name	M	FG-A	3FG-A	FT-A	REB	PF	A	B	S	TO	TP
32	Smith, Parnell	f	26	3-10	0-0	4-5	7	5	2	3	1	1 10
34	Gamble, Greg	f	37	4-8	1-3	6-7	10	3	2	5	0	1 15
45	Idbihi, Yassin	f	36	4-12	1-1	4-4	8	1	3	2	1	0 13
1	Robinson, Andy	g	35	3-6	0-2	1-2	1	2	0	1	1	3 7
5	Moore, Eric	g	35	5-12	2-7	3-4	6	1	2	5	0	4 15
3	Smiley, Sean		2	0-1	0-1	0-0	0	0	0	0	0	0 0
15	Fedotov, Vadim		18	0-0	0-0	0-0	1	0	2	1	0	0 2
22	Boyer, John		3	0-1	0-1	1-2	1	3	1	0	0	0 1
25	Betts, Calvin		8	1-5	0-3	0-0	1	3	1	2	0	1 2

TEAM		2		1			
Totals	200	20-55	4-18	21-38	37	18	13 20 3 1 0 65
TOTAL FG%	1st: 14-32	43.8%	2nd: 6-23	26.1%	Game: 36.4%	DEADB	
3-PT FG%	1st: 2-9	22.2%	2nd: 2-9	22.2%	Game: 22.2%	REBS	
F Throw %	1st: 4-6	66.7%	2nd: 17-22	77.3%	Game: 75.0%		3

Officials: Mike Kitts, Jeffrey Anderson, Willie Pulliam  
Technical fouls: Iona College-None. Buffalo-None.  
Attendance: 2484

Score by Periods			
	1st	2nd	Total
Iona College	22	32	54
Buffalo	34	31	65



# 1 • MIKE GLOVER

JUNIOR • FORWARD • 6-7 • 215 • BRONX, NY

18.2 PPG, 10.2 RPG, 0.9 APG, 60.8 FG%, 61.8 FT%

Made his long-awaited NCAA Division I debut for the Maroon & Gold this year after spending last season at the College of Eastern Utah in Price, UT in 2009-10... Retains junior eligibility at Iona after earning an associate's degree from CEU... Has made an immediate impact in the Gaels' front court earning All-MAAC First Team, MAAC All-Tournament Team and NABC All-District First Team honors in his inaugural campaign... Extremely strong performer that also possesses great quickness in the post... Has excellent leaping ability and touch around the basket... Earned the nickname "Optimus Prime" for his NYC street ball prowess during the summers at the Hoops In The Sun Tournament at Orchard Beach... Originally attended Seton Hall University but did not meet NCAA initial eligibility requirements... Brother Anthony was a standout performer for St. John's University in the early 2000s... Is the lone player to appear in and start all 34 games this season... Recorded a team-high 29 games with 10 or more points, 16 with 20 or more and three games with 30 or more including a career-best 39 vs. Canisius on Dec. 3... Leads the Gaels and No. 2 in the MAAC with an 18.2 ppg average... Leads the MAAC and is No. 7 in the nation, shooting 60.8% from the field and No. 2 in the conference with 10.2 rebounds per game... Ranks 57th in the nation in scoring, 18th in rebounding, seventh in FG%, 15th in field goals made and seventh in double-doubles... Has won four MAAC Player of the Week honors this season.

## Season/Career Highs

Points .....	39, vs. Canisius (12/3/10)
Rebounds .....	17, three times (at Niagara - 1/21/11)
Field Goals .....	15, vs. Canisius (12/3/10)
3-Pt. FG .....	0
Free Throws .....	12, at Cleveland State (11/13/10)
Assists .....	3, twice (vs. Rider - 3/6/11)
Blocks .....	4, vs. Bryant (11/14/10)
Steals .....	4, vs. Siena (2/11/11)
Minutes .....	44, vs. Richmond (11/18/10)

## AS A JUNIOR (2010-11)

Began his Maroon & Gold career 16 points on 4-of-8 shooting from the field and 8-of-15 from the line vs. Kent State on Nov. 12... Poured in a season-high 28 points and nine rebounds vs. Cleveland State the next night... Converted 12-of-15 free throw attempts vs. the Vikings in the loss... Scored all 12 of his points in the second half vs. Bryant going 3-for-4 from the field and 6-for-8 from the line... Also recorded a season-best four blocks vs. the Bulldogs on Nov. 14... Recorded his first double-double in Maroon & Gold with 21 points and 17 rebounds in double OT win over Richmond at home on Nov. 18... Posted seven points and six rebounds in the second half after missing most of the first due to foul trouble at Albany on Nov. 23... Had his second "20&10" and second double-double of the year with 20 points and 13 rebounds at Norfolk State on Nov. 30... Was ESPN.com's

Top Player with 39 points and 14 rebounds in win over Canisius on Dec. 3... Shot 15-for-23 from the field and 9-for-11 from the line in the contest... Became the sixth player to record back-to-back 30+ point efforts with 30 points vs. Niagara on Nov. 5... Added 11 rebounds and was the second player (Jeff Ruland) to post back-to-back 30+ point, 10+ rebound efforts in school history... Missed out on becoming the first player with three straight 30+ point games with 28 points at LIU on Nov. 8... Added 10 rebounds in the win... Recorded 20 points and 12 boards vs. Fairleigh Dickinson on Dec. 11... Had 25 points on 9-for-11 shooting and became the first player since Nakeia Miller in 2000 to record six-straight double-doubles with 16 rebounds at No. 5 Syracuse on Dec. 18... Posted 14 points and 13 rebounds before fouling out vs. Vermont on Dec. 22... Snapped a six-game stretch with 20 or more points... Had his eighth-straight double-double with 16 points and 12 rebounds vs. Hofstra on Dec. 29... Shot 7-for-7 and had eight rebounds at Siena on Jan. 3... Had a game-high 23 points and seven rebounds vs. Saint Peter's on Jan. 7... Converted first 11 field goals before snapping a streak of 18 straight with a miss on his final shot attempt... Scored a team-high 25 points with 10 rebounds in win over Saint Peter's on Jan. 9... Had 24 points while matching his season-high with 17 rebounds in a 100-96 overtime win at Rider on Jan. 14... Held to a season-low six points and just five field goal attempts vs. Marist on Jan. 16... Posted back-to-back double-doubles at Niagara (Jan. 21) and Canisius (Jan. 23)... Grabbed 13 boards and did not record a free throw attempt for the first time this season vs. Rider on Jan. 27... Had 22 points in overtime loss at Loyola on Jan. 30... Had 18 points and seven rebounds at Fairfield on Feb. 4... Had 20 points and 10 boards for his 14th double-double of the year vs. Manhattan on Feb. 7... Added 22 points and six boards with four steals vs. Siena on Feb. 11... Had 15 points at Marist on Feb. 13... Posted 12 points and 11 boards at Liberty on Feb. 19... Had nine points and 11 boards at Saint Peter's on Feb. 25... Ended the regular season with 10 points and 13 boards vs. Fairfield on Feb. 27... Posted 31 points and 11 rebounds shooting 12-for-18 from the field vs. Siena in the MAAC quarterfinal round on Mar. 5... Added 12 points, eight rebounds and three assists vs. Rider in the semifinal round on Mar. 6... Posted a team-high 23 points and completed his 18th double-double of the year with 11 rebounds, shooting 9-for-12 from the field in the championship game vs. Saint Peter's on Mar. 7... Named to the All-Tournament team after averaging 22.0 points and 10.0 rebounds in the three games at the MAAC Championship... Posted 17 points and 11 rebounds and shot 8-for-10 from the field in the Gaels' win at Valparaiso in the first round of the CollegelInsider.com Postseason Tournament on Mar. 16.



# 1 • MIKE GLOVER

## 2010-11 GAME-BY-GAME STATISTICS


Opponent	Date	gs	min	Total		3-Pointers		Free throws		Rebounds				pf	a	t/o	blk	stl	pts	avg	
				fg-fga	pct	3fg-fga	pct	ft-fa	pct	off	def	tot	avg								
vs Kent State	11/12/10	*	27	4-8	.500	0-0	.000	8-15	.533	0	3	3	3.0	5	0	2	0	0	16	16.0	
at Cleveland State	11/13/10	*	38	8-18	.444	0-1	.000	12-15	.800	5	4	9	6.0	3	0	0	2	1	28	22.0	
vs Bryant	11/14/10	*	19	3-4	.750	0-0	.000	6-8	.750	0	1	1	4.3	3	2	2	4	1	12	18.7	
RICHMOND	11/18/10	*	44	9-12	.750	0-0	.000	3-8	.375	6	11	17	7.5	5	1	6	0	0	21	19.3	
at Albany	11/23/10	*	28	3-8	.375	0-0	.000	1-5	.200	3	3	6	7.2	2	0	3	1	2	7	16.8	
at Norfolk State	11/30/10	*	37	6-12	.500	0-0	.000	8-12	.667	6	7	13	8.2	2	3	0	0	1	20	17.3	
CANISIUS	12/03/10	*	33	15-23	.652	0-0	.000	9-11	.818	4	10	14	9.0	2	1	3	1	1	39	20.4	
NIAGARA	12/05/10	*	34	14-17	.824	0-0	.000	2-3	.667	3	8	11	9.3	1	0	3	0	0	30	21.6	
at Long Island	12/08/10	*	32	12-15	.800	0-0	.000	4-7	.571	8	2	10	9.3	3	1	4	1	1	28	22.3	
FAIRLEIGH DICKINSON	12/11/10	*	34	8-14	.571	0-0	.000	4-7	.571	4	8	12	9.6	2	1	3	2	1	20	22.1	
at Syracuse	12/18/10	*	39	9-11	.818	0-0	.000	7-12	.583	5	11	16	10.2	3	1	3	1	1	25	22.4	
VERMONT	12/22/10	*	33	6-11	.545	0-0	.000	2-6	.333	2	11	13	10.4	5	1	2	2	0	14	21.7	
HOFSTRA	12/29/10	*	34	5-10	.500	0-1	.000	6-8	.750	3	9	12	10.5	3	0	2	0	0	16	21.2	
at Siena	01/03/11	*	40	7-7	1.000	0-0	.000	4-4	1.000	3	5	8	10.4	3	1	1	1	0	18	21.0	
SAINT PETER'S	01/07/11	*	36	11-12	.917	0-0	.000	1-3	.333	1	6	7	10.1	0	2	3	3	0	23	21.1	
LOYOLA	01/09/11	*	34	11-15	.733	0-0	.000	3-9	.333	4	6	10	10.1	2	0	3	0	0	25	21.4	
at Rider	01/14/11	*	41	8-12	.667	0-0	.000	8-10	.800	5	12	17	10.5	4	0	1	0	1	24	21.5	
MARIST	01/16/11	*	30	2-5	.400	0-0	.000	2-4	.500	4	5	9	10.4	5	0	1	1	0	6	20.7	
at Niagara	01/21/11	*	38	2-5	.400	0-0	.000	6-8	.750	3	14	17	10.8	0	0	2	1	0	10	20.1	
at Canisius	01/23/11	*	39	4-11	.364	0-0	.000	3-6	.500	6	4	10	10.8	3	0	1	0	1	11	19.7	
RIDER	01/27/11	*	33	3-12	.250	0-0	.000	0-0	.000	5	8	13	10.9	4	1	5	1	0	6	19.0	
at Loyola	01/30/11	*	41	7-12	.583	0-0	.000	8-10	.800	3	5	8	10.7	4	1	3	1	0	22	19.1	
at Fairfield	02/04/11	*	36	7-12	.583	0-0	.000	4-5	.800	6	1	7	10.6	3	2	2	0	2	18	19.1	
MANHATTAN	02/07/11	*	39	8-12	.667	0-0	.000	4-7	.571	2	8	10	10.5	1	2	3	3	1	20	19.1	
SIENA	02/11/11	*	39	8-18	.444	0-0	.000	6-7	.857	4	2	6	10.4	1	2	1	0	4	22	19.2	
at Marist	02/13/11	*	24	4-8	.500	0-0	.000	7-12	.583	1	5	6	10.2	3	0	1	1	1	15	19.1	
at Manhattan	02/16/11	*	27	4-4	1.000	0-0	.000	1-1	1.000	1	6	7	10.1	3	2	2	0	0	9	18.7	
at Liberty	02/19/11	*	38	6-12	.500	0-0	.000	0-5	.000	5	6	11	10.1	1	1	1	0	0	12	18.5	
at Saint Peter's	02/25/11	*	28	4-10	.400	0-1	.000	1-4	.250	5	6	11	10.1	3	0	4	1	0	9	18.1	
FAIRFIELD	02/27/11	*	32	4-10	.400	0-0	.000	2-5	.400	3	10	13	10.2	4	1	4	1	4	10	17.9	
vs Siena	03/05/11	*	35	12-18	.667	0-0	.000	7-9	.778	5	6	11	10.3	2	1	3	0	0	31	18.3	
vs Rider	03/06/11	*	35	5-8	.625	0-0	.000	2-3	.667	1	7	8	10.2	2	3	2	1	1	12	18.1	
vs Saint Peter's	03/07/11	*	38	9-12	.750	0-0	.000	5-7	.714	9	2	11	10.2	2	0	1	0	1	23	18.2	
at Valparaiso	03/16/11	*	34	8-10	.800	0-0	.000	1-2	.500	2	9	11	10.2	3	2	2	0	1	17	18.2	
Totals			34	1169	236-388	.608	0-3	.000	147-238	.618	127	221	348	10.2	92	32	79	29	26	619	18.2

Games played: 34  
 Minutes/game: 34.4  
 Points/game: 18.2  
 FG Pct: 60.8  
 3FG Pct: 0.0  
 FT Pct: 61.8

Rebounds/game: 10.2  
 Assists/game: 0.9  
 Turnovers/game: 2.3  
 Assist/turnover ratio: 0.4  
 Steals/game: 0.8  
 Blocks/game: 0.9

## CAREER STATISTICS

			Total		3-Point		F-Throws		Rebounds											Scoring	
Season	gp-gs	min/avg	fg-fga	pct	fg-fga	pct	ft-fa	pct	off	def	tot	avg	pf	fo	ast	to	blk	stl	pts	avg	
2010-11	34-34	1169/34.4	236-388	.608	0-3	.000	147-238	.618	127	221	348	10.2	92	4	32	79	29	26	619	18.2	
TOTAL	34-34	1169/34.4	236-388	.608	0-3	.000	147-238	.618	127	221	348	10.2	92	4	32	79	29	26	619	18.2	



# 3 • SCOTT MACHADO

JUNIOR • GUARD • 6-1 • 180 • QUEENS, NY

13.5 PPG, 3.9 RPG, 7.5 APG, 41.9 FG%, 66.7 FT%

*Third-year point guard was named to the All-MAAC First Team and MAAC All-Tournament team for his performance as a junior... Named All-MAAC Second Team as a sophomore and MAAC Rookie of the Year honors as a freshman... Became the second player in school history (Marvin McCullough) to record 100 or more assists in his first three seasons at Iona... Set the school rookie record with 150 assists in 2008-09 and holds the school record with 248 assists this season... Started all but one contest this year and is one of four players to appear in all 34 games in 2010-11... Recorded 27 games with 10 or more points, and four with 20 or more including a career-high 28 points vs. Richmond on Nov. 18... No. 2 on the Gaels and eighth in the MAAC at 13.5 ppg, leads the MAAC and No. 3 in the nation with 7.5 assists per game... Ranks No. 3 on the team with 133 rebounds (3.9/g)... Controls the game without having to score... Tremendous passer with a great understanding of the game... Pure point guard that looks to get his teammates involved... Was a freshman on current Iona head coach Tim Cluess' varsity squad at St. Mary's HS in Manhasset, NY in 2004-05 before Cluess departure to Suffolk CC.*

## Career Highs

Points ..... 28, vs. Richmond (11/18/10)  
Rebounds ..... 9, vs. Hofstra (12/29/10)  
Field Goals ..... 9, at Siena (1/3/11)  
3-Pt. FG ..... 6, at Manhattan (2/16/11)  
Free Throws ..... 11, at Rider (1/9/10)  
Assists ..... 15, at Albany (11/23/10)  
Blocks ..... 1, nine times (at Liberty, 2/19/11)  
Steals ..... 5, vs. Albany (12/17/09)  
Minutes ..... 45, vs. Richmond (11/18/10)

## Season Highs

Points ..... 28, vs. Richmond (11/18/10)  
Rebounds ..... 9, vs. Hofstra (12/29/10)  
Field Goals ..... 9, at Siena (1/3/11)  
3-Pt. FG ..... 6, at Manhattan (2/16/11)  
Free Throws ..... 10, at Loyola (1/30/11)  
Assists ..... 15, at Albany (11/23/10)  
Blocks ..... 1, five times (at Liberty, 2/19/11)  
Steals ..... 4, vs. Canisius (12/3/10)  
Minutes ..... 45, vs. Richmond (11/18/10)

## AS A JUNIOR (2010-11)

Had 11 points and a team-high eight assists and seven rebounds vs. Kent State on Nov. 12... Recorded a team-best 16 points with seven rebounds and six assists vs. Bryant on Nov. 14... Set a career-high with 28 points and 45 minutes and matched his career-best with eight total field goals and three three-pointers in a double OT win over Richmond at home on Nov. 18... Netted 14 points and a career-high 15 assists in win at Albany on Nov. 23... The assist total was the third-highest single-game total in school history and was his third career points-assists double-double... Tallied eight points and three assists for the game, but six and two in crunch time in Iona's win at Norfolk State on Nov. 23... Had his second double-double of the year with 18 points and 11 assists with just one turnover vs. Canisius on Dec. 3... Tallied nine points and 11 assists vs. Niagara on Nov. 5, and had back-to-back 10+ assist efforts for the first time in his career. Had 13 points and 10 assists at Long Island on Dec. 8 and missed a triple-double by just three rebounds... Posted 13 points with eight assists and seven rebounds vs. Fairleigh Dickinson on Dec. 11... Named StatSheet's MAAC

Player of the Week based purely on his statistical performances vs. LIU and FDU... Tallied 11 points and 13 assists at No. 5 Syracuse on Dec. 18... Recorded a team-high 17 points with four assists and four rebounds vs. Vermont on Dec. 22... Shot a season-best 8-for-9 from the free throw line... Had a team-high 17 points and 11 assists vs. Hofstra on Dec. 29... Missed a triple-double by just one rebound in his career-high nine... Led the Gaels with 21 points and had seven assists and six rebounds at Siena on Jan. 3... Had 10 points and eight assists in 70-52 win over Saint Peter's on Jan. 7... Had 18 points and 11 assists in win vs. Loyola on Jan. 9... Posted 18 points and nine assists in 100-96 overtime win at Rider on Jan. 14... Had nine assists vs. Marist on Jan. 16... Recorded 13 points at Niagara on Jan. 21... Posted a team-high 17 points at Canisius on Jan. 23... Had 12 points and seven assists vs. Rider on Jan. 27... Had team-high 19 points shooting 10-for-13 from the free throw line with six assists at Loyola on Jan. 30... Netted 14 points and dished out 10 assists vs. Manhattan on Feb. 7... Came off the bench for the first time on the season and held to a season-low four points in 20 minutes... Rebounded with a 22-point, 11 assist game, his first 20&10 effort of his career at Marist on Feb. 13... Had 20 points with a career-high six three-pointers at Manhattan on Feb. 16... Netted 10 points and dished out 11 assists with his ninth double-double of the season... Had 10 points, seven boards and five assists at Saint Peter's on Feb. 25... Had a team-high 15 points with the help of a 7-for-10 performance from the free throw line in the regular season finale vs. Fairfield on Feb. 27... Had 15 points and eight assists in the MAAC quarterfinal round vs. Siena on Mar. 5... Had seven points, 12 assists and five rebounds in the semifinal round vs. Rider on Mar. 6... Posted 15 points and six assists in the championship game vs. Saint Peter's on Mar. 7... Played 23 minutes due to foul trouble, scoring 11 points (nine in the second half) and dished out six assists in the win at Valparaiso in the first round of the CollegeInsider.com Postseason Tournament on Mar. 16.

# 3 • SCOTT MACHADO

## 2010-11 GAME-BY-GAME STATISTICS

Opponent	Date	gs	min	Total		3-Pointers		Free throws		Rebounds				pf	a	t/o	blk	stl	pts	avg	
				fg-fga	pct	3fg-fga	pct	ft-fa	pct	off	def	tot	avg								
vs Kent State	11/12/10	*	35	3-8	.375	1-2	.500	4-7	.571	1	6	7	7.0	3	8	7	0	3	11	11.0	
at Cleveland State	11/13/10	*	35	3-7	.429	0-2	.000	1-2	.500	0	3	3	5.0	4	2	5	0	2	7	9.0	
vs Bryant	11/14/10	*	39	7-15	.467	2-6	.333	0-0	.000	3	4	7	5.7	2	6	5	0	3	16	11.3	
RICHMOND	11/18/10	*	45	8-20	.400	3-6	.500	9-11	.818	1	4	5	5.5	3	6	1	0	3	28	15.5	
at Albany	11/23/10	*	38	5-8	.625	2-4	.500	2-2	1.000	2	2	4	5.2	3	15	3	0	1	14	15.2	
at Norfolk State	11/30/10	*	28	4-12	.333	0-4	.000	0-1	.000	0	3	3	4.8	3	3	6	0	2	8	14.0	
CANISIUS	12/03/10	*	37	7-17	.412	1-3	.333	3-9	.333	1	1	2	4.4	1	11	1	0	4	18	14.6	
NIAGARA	12/05/10	*	34	3-6	.500	0-2	.000	3-6	.500	0	7	7	4.8	3	11	4	0	1	9	13.9	
at Long Island	12/08/10	*	37	4-13	.308	0-5	.000	5-7	.714	1	6	7	5.0	1	10	4	0	2	13	13.8	
FAIRLEIGH DICKINSON	12/11/10	*	35	5-10	.500	1-2	.500	2-3	.667	3	4	7	5.2	2	8	4	0	3	13	13.7	
at Syracuse	12/18/10	*	38	3-9	.333	3-6	.500	2-2	1.000	1	0	1	4.8	4	13	6	0	1	11	13.5	
VERMONT	12/22/10	*	33	4-14	.286	1-4	.250	8-9	.889	1	4	5	4.8	4	4	2	0	0	17	13.8	
HOFSTRA	12/29/10	*	35	7-16	.438	0-4	.000	3-4	.750	0	9	9	5.2	3	11	4	0	1	17	14.0	
at Siena	01/03/11	*	39	9-20	.450	2-9	.222	1-3	.333	0	6	6	5.2	1	7	3	1	1	21	14.5	
SAINT PETER'S	01/07/11	*	39	3-9	.333	1-4	.250	3-5	.600	1	3	4	5.1	2	8	2	0	2	10	14.2	
LOYOLA	01/09/11	*	36	3-8	.375	0-0	.000	7-8	.875	1	3	4	5.1	2	11	2	0	0	13	14.1	
at Rider	01/14/11	*	43	8-14	.571	1-1	1.000	1-1	1.000	1	2	3	4.9	5	9	4	0	2	18	14.4	
MARIST	01/16/11	*	19	2-4	.500	0-1	.000	2-3	.667	0	1	1	4.7	3	8	2	0	0	6	13.9	
at Niagara	01/21/11	*	37	5-12	.417	1-5	.200	2-4	.500	0	0	0	4.5	2	3	4	1	0	13	13.8	
at Canisius	01/23/11	*	33	6-13	.462	2-3	.667	3-4	.750	0	2	2	4.4	2	5	3	0	3	17	14.0	
RIDER	01/27/11	*	38	5-10	.500	1-4	.250	1-2	.500	0	1	1	4.2	1	7	1	1	1	12	13.9	
at Loyola	01/30/11	*	37	4-9	.444	1-4	.250	10-13	.769	1	3	4	4.2	4	6	3	0	0	19	14.1	
at Fairfield	02/04/11	*	28	2-10	.200	1-3	.333	0-1	.000	1	4	5	4.2	5	1	1	0	0	5	13.7	
MANHATTAN	02/07/11	*	35	6-12	.500	1-3	.333	1-1	1.000	1	1	2	4.1	2	10	3	0	0	14	13.8	
SIENA	02/11/11		20	1-4	.250	0-2	.000	2-7	.286	2	0	2	4.0	1	5	3	0	1	4	13.4	
at Marist	02/13/11	*	38	7-13	.538	1-2	.500	7-9	.778	1	3	4	4.0	2	11	1	0	2	22	13.7	
at Manhattan	02/16/11	*	26	7-9	.778	6-8	.750	0-0	.000	1	1	2	4.0	2	4	5	1	0	20	13.9	
at Liberty	02/19/11	*	35	4-10	.400	0-1	.000	2-2	1.000	1	2	3	3.9	3	11	7	1	0	10	13.8	
at Saint Peter's	02/25/11	*	32	4-10	.400	0-2	.000	2-5	.400	4	3	7	4.0	3	5	5	0	1	10	13.7	
FAIRFIELD	02/27/11	*	29	3-11	.273	2-4	.500	7-10	.700	0	2	2	4.0	2	3	5	0	0	15	13.7	
vs Siena	03/05/11	*	31	6-11	.545	2-4	.500	1-2	.500	0	3	3	3.9	2	8	3	0	1	15	13.7	
vs Rider	03/06/11	*	33	3-10	.300	1-2	.500	0-0	.000	0	5	5	4.0	2	12	5	0	1	7	13.5	
vs Saint Peter's	03/07/11	*	33	4-17	.235	1-5	.200	6-8	.750	1	2	3	3.9	1	6	4	1	0	15	13.6	
at Valparaiso	03/16/11	*	23	2-4	.500	1-1	1.000	6-8	.750	2	1	3	3.9	2	6	4	0	0	11	13.5	
Totals			33	1153	157-375	.419	39-118	.331	106-159	.667	32	101	133	3.9	85	254	122	6	41	459	13.5


Games played: 34  
 Minutes/game: 33.9  
 Points/game: 13.5  
 FG Pct: 41.9  
 3FG Pct: 33.1  
 FT Pct: 66.7

Rebounds/game: 3.9  
 Assists/game: 7.5  
 Turnovers/game: 3.6  
 Assist/turnover ratio: 2.1  
 Steals/game: 1.2  
 Blocks/game: 0.2

## CAREER STATISTICS

			Total		3-Point		F-Throws		Rebounds										Scoring	
Season	gp-gs	min/avg	fg-fga	pct	fg-fga	pct	ft-fa	pct	off	def	tot	avg	pf	fo	ast	to	blk	stl	pts	avg
2008-09	31-27	836/27.0	90-222	.405	15-54	.278	93-134	.694	25	79	104	3.4	71	0	150	104	2	40	288	9.3
2009-10	31-29	872/28.1	117-290	.403	28-82	.341	126-159	.792	18	82	100	3.2	69	1	122	97	2	49	388	12.5
2010-11	34-33	1153/33.9	157-375	.419	39-118	.331	106-159	.667	32	101	133	3.9	85	2	254	122	6	41	459	13.5
TOTAL	96-89	2861/29.8	364-887	.410	82-254	.323	325-452	.719	75	262	337	3.5	225	3	526	323	10	130	1135	11.8





# 5 • RASHON DWIGHT

SENIOR • GUARD • 6-3 • 185 • NEWARK, NJ

8.7 PPG, 2.8 RPG, 2.2 APG, 40.6 FG%, 79.2 FT%

*Fourth-year guard that served as team captain during his sophomore and junior campaigns... Appeared in 32 games with 21 starts including 19 of his last 20 appearances with the Gaels holding an 13-6 mark in those contests... Was No. 1 on the team with a 42.3% on three-point attempts with a career-best 33 made... Also shot a career-high 40.8% from the field... Held over a 1.0 assist-to-turnover ratio for the fourth straight year... Averaged a career-best 8.7 points and was third on the team with 73 assists and first with 47 steals... Recorded a career-high 15 double-digit point efforts with his second career double-double in the MAAC Championship game vs. Saint Peter's on Mar. 7... Outstanding defender and solid playmaker with solid outside game... Possesses good size and can play all three guard positions... Does the little things that do not show up on the stat sheet... A continued, calming, veteran influence on Iona's backcourt.*

## Career Highs

Points ..... 19, three times (vs. Rider - 3/6/11)  
Rebounds ..... 11, vs. Marist (2/7/09)  
Field Goals ..... 6, five times (vs. Rider - 3/6/11)  
3-Pt. FG ..... 5, vs. Rider (3/6/11)  
Free Throws ..... 8, at Providence (12/12/09)  
Assists ..... 8, at Boston University (2/21/09)  
Blocks ..... 2, six times (vs. Fairfield - 2/27/11)  
Steals ..... 5, at Marist (2/13/11)  
Minutes ..... 40, twice (at Valparaiso - 3/16/11)

## Season Highs

Points ..... 19, three times (vs. Rider - 3/6/11)  
Rebounds ..... 10, vs. Saint Peter's (3/7/11)  
Field Goals ..... 6, four times (vs. Rider - 3/6/11)  
3-Pt. FG ..... 5, vs. Rider (3/6/11)  
Free Throws ..... 6, vs. Vermont (12/22/10)  
Assists ..... 5, four times (at Valparaiso - 3/16/11)  
Blocks ..... 2, vs. Fairfield (2/27/11)  
Steals ..... 5, at Marist (2/13/11)  
Minutes ..... 40, twice (at Valparaiso - 3/16/11)

## AS A SENIOR (2010-11)

Recorded a career-high 19 points vs. Cleveland State on Nov. 13... Also matched a career-high with four three-pointers and shot 4-for-5 from the line... Appeared for one possession vs. Richmond in overtime due to injury... Drained a three-pointer and dished out three assists in a win at Albany on Nov. 23... Posted five points but was lauded as a defensive stopper of Norfolk State's top offensive performers in the second half of the victory on Nov. 30... Had seven points in 13 minutes off the bench vs. Canisius on Dec. 3... Netted six points with three assists and three rebounds at Long Island on Dec. 8... Posted seven points with two assists and two steals off the bench vs. Fairleigh Dickinson on Dec. 11... Had 12 points on 3-of-6 shooting from the field and a 6-for-7 effort from the free throw line to go along with three rebounds and three steals vs. Vermont on Dec. 22... Named Statsheet.com's Honorable Mention Sixth Man of the Week for his performance vs. the Catamounts... Earned his third start of the season and had seven points while matching a career-best with four steals vs. Hofstra on Dec. 29... Was instrumental in keeping Pride leading scorer Charles Jenkins off the scoreboard... Had seven points at Siena on Jan. 3... Scored 12 points and grabbed four rebounds vs. Saint Peter's on Jan. 7... Helped to keep cousin and Peacock leading scorer Wesley Jenkins out of the point column in the second half in the 18-point win... Had 18 points

with a career-best four three-pointers in win over Loyola on Jan. 9... Posted 16 points, eight rebounds and five assists in overtime win at Rider on Jan. 14... Hit the game-winning lay up with 7.5 seconds left and iced the game with two free throws shortly after in the overtime victory... Posted 10 points vs. Marist on Jan. 16... Extended a career-long double-digit scoring streak to five games with 10 points at Niagara on Jan. 21... Limited to just two points in 10 minutes at Canisius on Jan. 23 after being slowed by a calf injury suffered at Niagara... Came off the bench for the first time in eight contests vs. Rider on Jan. 27... Had 13 points on 4-of-6 shooting with two three-pointers at Loyola on Jan. 30... Had 10 points - all in the second half - in a four-point loss at Fairfield on Feb. 4... Posted eight points vs. Manhattan on Feb. 7... Matched his career-high with 19 points on 7-for-11 shooting to go along with a career-high five steals in a win at Marist on Feb. 13... Netted 12 points, all in the first half including the first seven points of the game for the Gaels at Manhattan on Feb. 16... Missed the Liberty game due to the flu on Feb. 19... Had 12 points in the regular season finale vs. Fairfield on Feb. 27... Had eight points and four steals vs. Siena in the MAAC quarterfinal round on Mar. 5... Matched his career-high with 15 points with a career-best five three pointers and six field goals made vs. Rider in the semifinal round on Mar. 6... Recorded a double-double with 10 points and 10 rebounds in the championship game vs. Saint Peter's on Mar. 7... Had 14 points, five assists, four rebounds and two steals in win at Valparaiso in the first round of the CollegeInsider.com Postseason Tournament on Mar. 16... Has played all 40 minutes in each of the last two games vs. Saint Peter's and at Valpo.

# 5 • RASHON DWIGHT

## 2010-11 GAME-BY-GAME STATISTICS


Opponent	Date	gs	min	Total		3-Pointers		Free throws		Rebounds				pf	a	t/o	blk	stl	pts	avg	
				fg-fga	pct	3fg-fga	pct	ft-fa	pct	off	def	tot	avg								
vs Kent State	11/12/10		13	0-4	.000	0-1	.000	1-2	.500	0	2	2	2.0	2	1	1	1	1	1	1.0	
at Cleveland State	11/13/10	*	38	6-15	.400	3-8	.375	4-5	.800	2	2	4	3.0	4	5	4	0	3	19	10.0	
vs Bryant	11/14/10	*	14	0-3	.000	0-2	.000	1-4	.250	1	1	2	2.7	3	2	0	0	0	1	7.0	
RICHMOND	11/18/10		0	0-0	.000	0-0	.000	0-0	.000	0	0	0	2.0	0	0	0	0	0	0	5.3	
at Albany	11/23/10		12	1-2	.500	1-1	1.000	0-0	.000	0	0	0	1.6	3	3	0	0	0	3	4.8	
at Norfolk State	11/30/10		24	1-3	.333	0-1	.000	3-4	.750	0	3	3	1.8	2	3	4	0	2	5	4.8	
CANISIUS	12/03/10		13	2-5	.400	0-2	.000	3-5	.600	0	0	0	1.6	3	1	1	0	0	7	5.1	
NIAGARA	12/05/10		15	1-2	.500	0-0	.000	0-2	.000	0	0	0	1.4	0	1	3	0	2	2	4.8	
at Long Island	12/08/10		24	2-4	.500	0-1	.000	2-2	1.000	1	2	3	1.6	2	3	4	0	1	6	4.9	
FAIRLEIGH DICKINSON	12/11/10		16	3-5	.600	1-3	.333	0-2	.000	1	0	1	1.5	4	2	2	0	2	7	5.1	
at Syracuse	12/18/10		6	0-0	.000	0-0	.000	0-0	.000	0	1	1	1.5	2	2	2	0	0	0	4.6	
VERMONT	12/22/10		20	3-6	.500	0-1	.000	6-7	.857	2	1	3	1.6	3	2	2	1	3	12	5.3	
HOFSTRA	12/29/10	*	26	3-3	1.000	0-0	.000	1-2	.500	0	0	0	1.5	4	5	1	0	4	7	5.4	
at Siena	01/03/11	*	22	2-7	.286	2-4	.500	1-2	.500	0	1	1	1.4	2	3	2	0	1	7	5.5	
SAINT PETER'S	01/07/11	*	29	4-9	.444	2-3	.667	2-3	.667	0	4	4	1.6	1	2	2	1	2	12	5.9	
LOYOLA	01/09/11	*	37	6-13	.462	4-6	.667	2-2	1.000	2	3	5	1.8	0	1	3	0	1	18	6.7	
at Rider	01/14/11	*	33	6-15	.400	0-2	.000	4-4	1.000	5	3	8	2.2	4	5	2	0	2	16	7.2	
MARIST	01/16/11	*	27	3-8	.375	2-6	.333	2-2	1.000	2	2	4	2.3	0	1	1	1	2	10	7.4	
at Niagara	01/21/11	*	24	2-6	.333	1-2	.500	5-6	.833	0	4	4	2.4	2	2	2	1	1	10	7.5	
at Canisius	01/23/11	*	10	1-3	.333	0-1	.000	0-0	.000	0	0	0	2.3	1	1	1	0	0	2	7.3	
RIDER	01/27/11		21	0-3	.000	0-2	.000	4-4	1.000	1	2	3	2.3	3	0	0	2	1	4	7.1	
at Loyola	01/30/11	*	33	4-6	.667	2-2	1.000	3-4	.750	0	4	4	2.4	4	3	1	0	0	13	7.4	
at Fairfield	02/04/11	*	32	3-9	.333	1-1	1.000	3-3	1.000	0	2	2	2.3	1	3	1	2	0	10	7.5	
MANHATTAN	02/07/11	*	16	3-4	.750	2-2	1.000	0-0	.000	0	0	0	2.3	2	2	1	0	1	8	7.5	
SIENA	02/11/11	*	34	3-8	.375	2-6	.333	0-0	.000	0	5	5	2.4	3	2	3	0	0	8	7.5	
at Marist	02/13/11	*	33	7-11	.636	1-3	.333	4-4	1.000	1	1	2	2.3	2	2	2	0	5	19	8.0	
at Manhattan	02/16/11	*	15	3-5	.600	2-3	.667	4-4	1.000	0	3	3	2.4	3	3	0	1	1	12	8.1	
at Saint Peter's	02/25/11	*	21	0-8	.000	0-2	.000	4-4	1.000	1	1	2	2.4	4	0	0	1	1	4	8.0	
FAIRFIELD	02/27/11	*	25	4-9	.444	0-0	.000	4-5	.800	1	3	4	2.4	5	1	4	2	0	12	8.1	
vs Siena	03/05/11	*	29	3-7	.429	0-0	.000	2-2	1.000	1	3	4	2.5	3	4	1	0	4	8	8.1	
vs Rider	03/06/11	*	34	6-10	.600	5-7	.714	2-2	1.000	1	4	5	2.5	2	3	1	0	1	19	8.5	
vs Saint Peter's	03/07/11	*	40	2-13	.154	2-6	.333	4-4	1.000	1	9	10	2.8	3	0	5	1	4	10	8.5	
at Valparaiso	03/16/11	*	40	4-11	.364	1-4	.250	5-6	.833	0	4	4	2.8	2	5	2	1	2	14	8.7	
Totals			22	776	88-217	.406	34-82	.415	76-96	.792	23	70	93	2.8	79	73	58	15	47	286	8.7

Games played: 33  
 Minutes/game: 23.5  
 Points/game: 8.7  
 FG Pct: 40.6  
 3FG Pct: 41.5  
 FT Pct: 79.2

Rebounds/game: 2.8  
 Assists/game: 2.2  
 Turnovers/game: 1.8  
 Assist/turnover ratio: 1.3  
 Steals/game: 1.4  
 Blocks/game: 0.5

## CAREER STATISTICS

			Total		3-Point		F-Throws		Rebounds										Scoring	
Season	gp-gs	min/avg	fg-fga	pct	fg-fga	pct	ft-fa	pct	off	def	tot	avg	pf	fo	ast	to	blk	stl	pts	avg
2007-08	32-29	910/28.4	71-183	.388	12-50	.240	48-68	.706	31	76	107	3.3	100	6	86	78	11	38	202	6.3
2008-09	26-12	639/24.6	52-134	.388	9-35	.257	44-60	.733	20	60	80	3.1	63	2	67	53	13	25	157	6.0
2009-10	31-25	596/19.2	53-167	.317	21-64	.328	47-64	.734	14	57	71	2.3	59	2	59	47	13	33	174	5.6
2010-11	33-22	776/23.5	88-217	.406	34-82	.415	76-96	.792	23	70	93	2.8	79	1	73	58	15	47	286	8.7
TOTAL	122-88	2921/23.9	264-701	.377	76-231	.329	215-288	.747	88	263	351	2.9	301	11	285	236	52	143	819	6.7



# 10 • JERMEL JENKINS

JUNIOR • GUARD • 5-11 • 185 • UNION, NJ

9.4 PPG, 2.5 RPG, 2.8 APG, 38.8 FG%, 76.5 FT%

*Third-year guard that sees time in the Gaels guard rotation at both point guard and two-guard... One of the top on-ball defenders on the Gaels... One of four performers to appear in all 34 games and made 15 starts... Was third on the team averaging 28.0 minutes per game... Finished fourth on the team in scoring, averaging a career-best 9.4 ppg... Improved his performance from his sophomore campaign in virtually every statistical category including nearly doubling his three-point field goal output... His 42 steals, 96 assists and 68 three-pointers rank No. 2 on the team... Shot*

*37.6% on three-point field goal attempts... Ranks No. 5 on Iona's all-time three-point field goal list with 131 and his 68 this season is the fourth-highest in school history... Has posted 16 games with 10 or more points and two with 20 or more including his career-high 21 at Albany on Nov. 23... Extremely quick, pass-first guard with a solid handle and outside jumper... Consummate team player with the ability to make his teammates better... A nephew of former Iona and current Seton Hall assistant coach Shaheen Holloway.*

## AS A JUNIOR (2010-11)

Was one of two Iona performers to score 10 or more points in all three games at the World Vision Classic from Nov. 12-14... Tallied 13 points with three three-pointers vs. Kent State on Nov. 12... Posted 10 points with four assists vs. Cleveland State on Nov. 13... Tallied 12 points, all from behind the arc, vs. Bryant on Nov. 14... The four trifectas set a new career-high for the junior... Set a career-high with 18 points which included the final six points of regulation and a three-pointer with less than four seconds left to force overtime in a win over Richmond on Nov. 18... Upped his career-high for the second game in a row with 21 points on 7-for-11 shooting from behind the arc at Albany on Nov. 23... The seven trifectas made would have been a school record had it not been for teammate Kyle Smyth connecting on eight in the contest... Had just six points, but his four free throws in the final minute sealed a nine-point win at Norfolk State on Nov. 30... Posted 16 points and four three pointers in Iona's win over Canisius on Dec. 3... Tallied 11 points at Long Island on Dec. 8... Tallied nine points and a career-high eight assists in a win over Fairleigh Dickinson on Dec. 11... Came off the bench for the first time this season and scored nine points on 4-of-8 shooting

from the field vs. Hofstra on Dec. 29... Rebounded from zero points vs. Loyola on Jan. 9 with an 18-point effort at Rider on Jan. 14... Hit four three-pointers and scored all of his points in the first half of the thrilling overtime win... Had 10 points vs. Marist on Jan. 16... Had 14 points including a game-tying three-pointer with nine seconds left in a heartbreaking two-point loss at Canisius on Jan. 23... Recorded 15 points with three three-pointers vs. Rider on Jan. 27... Had 13 points with three more trifectas at Loyola on Jan. 30... Posted nine points and led the team with four assists at Fairfield on Feb. 4... Held off the scoreboard for just the second time this season in a season-low 10 minutes vs. Manhattan on Feb. 7... Responded with 19 points and five three-pointers against Siena a game later on Feb. 11... Hit a key three-pointer during Iona's decisive 12-0 second-half run in the win at Marist on Feb. 13... Had eight points, seven assists, six boards and three steals in an all-around effort at Manhattan on Feb. 16... Posted 12 points off the bench in win at Saint Peter's on Feb. 25... Had 10 points, five rebounds and a team-high six assists vs. Fairfield in the regular-season finale vs. Fairfield on Feb. 27... Netted 20 points with six three-pointers in the MAAC semifinal round vs. Rider on Mar. 6.

### Career Highs

Points .....21, at Albany (11/23/10)  
Rebounds..... 8, vs. Manhattan (1/24/09)  
Field Goals .....7, twice (at Albany - 11/23/10)  
3-Pt. FG .....7, at Albany (11/23/10)  
Free Throws .....6, at Saint Peter's (2/27/09)  
Assists ..... 8, vs. Fairleigh Dickinson (12/11/10)  
Blocks.....1, at Niagara (1/21/11)  
Steals..... 7, vs. Canisius (2/1/10)  
Minutes ..... 48, vs. Richmond (11/18/10)

### Season Highs

Points .....21, at Albany (11/23/10)  
Rebounds..... 7, vs. Richmond (11/18/10)  
Field Goals .....7, twice (at Albany - 11/23/10)  
3-Pt. FG .....7, at Albany (11/23/10)  
Free Throws .....5, vs. Fairfield (2/27/11)  
Assists ..... 8, vs. Fairleigh Dickinson (12/11/10)  
Blocks.....1, at Niagara (1/21/11)  
Steals.....3, three times (at Manhattan - 2/16/11)  
Minutes ..... 48, vs. Richmond (11/18/10)



# 10 • JERMEL JENKINS

## 2010-11 GAME-BY-GAME STATISTICS


Opponent	Date	gs	min	Total		3-Pointers		Free throws		Rebounds				pf	a	t/o	blk	stl	pts	avg	
				fg-fga	pct	3fg-fga	pct	ft-fa	pct	off	def	tot	avg								
vs Kent State	11/12/10	*	30	5-8	.625	3-4	.750	0-0	.000	0	1	1	1.0	2	2	3	0	2	13	13.0	
at Cleveland State	11/13/10	*	37	4-8	.500	2-5	.400	0-1	.000	0	1	1	1.0	4	4	1	0	1	10	11.5	
vs Bryant	11/14/10	*	36	4-11	.364	4-7	.571	0-0	.000	0	3	3	1.7	0	3	3	0	2	12	11.7	
RICHMOND	11/18/10	*	48	7-16	.438	3-10	.300	1-1	1.000	3	4	7	3.0	2	1	4	0	0	18	13.3	
at Albany	11/23/10	*	28	7-13	.538	7-11	.636	0-0	.000	0	2	2	2.8	1	3	1	0	0	21	14.8	
at Norfolk State	11/30/10	*	37	1-5	.200	0-2	.000	4-4	1.000	1	2	3	2.8	0	4	3	0	2	6	13.3	
CANISIUS	12/03/10	*	35	6-14	.429	4-6	.667	0-0	.000	2	1	3	2.9	2	4	2	0	1	16	13.7	
NIAGARA	12/05/10	*	30	2-10	.200	1-8	.125	0-0	.000	1	2	3	2.9	0	6	0	0	2	5	12.6	
at Long Island	12/08/10	*	31	4-16	.250	2-12	.167	1-2	.500	1	2	3	2.9	3	3	3	0	2	11	12.4	
FAIRLEIGH DICKINSON	12/11/10	*	34	3-9	.333	3-7	.429	0-0	.000	0	4	4	3.0	1	8	1	0	2	9	12.1	
at Syracuse	12/18/10	*	30	2-10	.200	2-10	.200	0-0	.000	0	3	3	3.0	2	2	0	0	2	6	11.5	
VERMONT	12/22/10	*	28	2-5	.400	0-2	.000	0-0	.000	0	3	3	3.0	3	4	2	0	1	4	10.9	
HOFSTRA	12/29/10		23	4-8	.500	1-2	.500	0-0	.000	1	1	2	2.9	1	1	0	0	2	9	10.8	
at Siena	01/03/11		19	2-8	.250	1-5	.200	0-0	.000	1	1	2	2.9	0	1	1	0	1	5	10.4	
SAINT PETER'S	01/07/11		22	1-5	.200	0-3	.000	0-0	.000	0	3	3	2.9	1	4	0	0	0	2	9.8	
LOYOLA	01/09/11		14	0-3	.000	0-0	.000	0-0	.000	0	1	1	2.8	1	2	1	0	0	0	9.2	
at Rider	01/14/11		35	6-11	.545	4-8	.500	2-2	1.000	0	2	2	2.7	2	1	4	0	1	18	9.7	
MARIST	01/16/11		27	4-9	.444	2-6	.333	0-0	.000	0	1	1	2.6	0	0	1	0	3	10	9.7	
at Niagara	01/21/11		26	2-8	.250	1-5	.200	0-0	.000	2	2	4	2.7	1	1	2	1	0	5	9.5	
at Canisius	01/23/11		32	5-10	.500	2-3	.667	2-2	1.000	0	1	1	2.6	4	3	1	0	1	14	9.7	
RIDER	01/27/11	*	31	5-12	.417	3-8	.375	2-2	1.000	0	2	2	2.6	0	4	1	0	2	15	10.0	
at Loyola	01/30/11		32	4-11	.364	3-7	.429	2-2	1.000	0	3	3	2.6	1	2	0	0	1	13	10.1	
at Fairfield	02/04/11		30	3-8	.375	1-2	.500	2-3	.667	1	0	1	2.5	1	4	2	0	3	9	10.0	
MANHATTAN	02/07/11		10	0-5	.000	0-5	.000	0-0	.000	0	1	1	2.5	1	1	0	0	0	0	9.6	
SIENA	02/11/11	*	32	6-12	.500	5-10	.500	2-4	.500	1	4	5	2.6	2	4	1	0	0	19	10.0	
at Marist	02/13/11		31	3-8	.375	1-3	.333	0-0	.000	0	2	2	2.5	1	2	2	0	3	7	9.9	
at Manhattan	02/16/11		25	3-9	.333	2-5	.400	0-0	.000	1	5	6	2.7	0	7	3	0	3	8	9.8	
at Liberty	02/19/11	*	18	2-3	.667	2-3	.667	0-0	.000	0	0	0	2.6	3	1	1	0	0	6	9.7	
at Saint Peter's	02/25/11		23	4-10	.400	1-6	.167	3-4	.750	1	2	3	2.6	1	1	2	0	0	12	9.8	
FAIRFIELD	02/27/11		33	2-4	.500	1-2	.500	5-7	.714	2	3	5	2.7	2	6	3	0	2	10	9.8	
vs Siena	03/05/11		20	1-2	.500	1-2	.500	0-0	.000	1	0	1	2.6	1	1	1	0	0	3	9.5	
vs Rider	03/06/11		29	7-13	.538	6-10	.600	0-0	.000	0	1	1	2.6	1	5	2	0	1	20	9.9	
vs Saint Peter's	03/07/11		23	0-4	.000	0-2	.000	0-0	.000	1	0	1	2.5	1	1	1	0	0	0	9.6	
at Valparaiso	03/16/11		13	1-1	1.000	0-0	.000	0-0	.000	0	1	1	2.5	0	0	1	0	2	2	9.4	
Totals			15	952	112-289	.388	68-181	.376	26-34	.765	20	64	84	2.5	45	96	53	1	42	318	9.4

Games played: 34  
 Minutes/game: 28.0  
 Points/game: 9.4  
 FG Pct: 38.8  
 3FG Pct: 37.6  
 FT Pct: 76.5

Rebounds/game: 2.5  
 Assists/game: 2.8  
 Turnovers/game: 1.6  
 Assist/turnover ratio: 1.8  
 Steals/game: 1.2  
 Blocks/game: 0.0

## CAREER STATISTICS

			Total		3-Point		F-Throws		Rebounds										Scoring	
Season	gp-gs	min/avg	fg-fga	pct	fg-fga	pct	ft-fa	pct	off	def	tot	avg	pf	fo	ast	to	blk	stl	pts	avg
2008-09	30-5	710/23.7	56-150	.373	27-69	.391	26-39	.667	8	56	64	2.1	43	0	52	40	0	18	165	5.5
2009-10	31-7	790/25.5	69-189	.365	36-100	.360	34-47	.723	18	42	60	1.9	43	0	87	62	0	37	208	6.7
2010-11	34-15	952/28.0	112-289	.388	68-181	.376	26-34	.765	20	64	84	2.5	45	0	96	53	1	42	318	9.4
TOTAL	95-27	2452/25.8	237-628	.377	131-350	.374	86-120	.717	46	162	208	2.2	131	0	235	155	1	97	691	7.3



# 11 • TRINITY FIELDS

JUNIOR • GUARD • 6-2 • 175 • QUEENS, NY

2.3 PPG, 0.7 RPG, 0.7 APG, 47.8 FG%, 89.5 FT%

*A 6-0 combo guard whose role has emerged as a backup to Scott Machado in his third-season in Maroon & Gold... Compete for action at both point guard and shooting guard... Appeared in 29 games as a junior, all off the bench... A scorer that can beat you from the outside or off a dribble-drive... Has the ability to control the game on both the offensive and defensive ends of the ball... Averaged 2.3 points per game in 6.6 minutes... Had two games with 10 or more points including a career-high 16 at Valparaiso on Mar. 16... Connected on eight three-point field goal attempts... As a sophomore in 2009-10, converted 46.9% three-point attempts, the highest single-season effort for those with a minimum of 15 attempts... Slashing guard with good speed and a quick first step.*

## Career Highs

Points ..... 16, at Valparaiso (3/16/11)  
Rebounds ..... 6, vs. Manhattan (1/24/09)  
Field Goals ..... 5, at South Florida (12/27/08)  
3-Pt. FG ..... 4, at Manhattan (2/16/11)  
Free Throws ..... 6, twice (at Valparaiso - 3/16/11)  
Assists ..... 5, vs. Long Island (12/9/09)  
Blocks ..... 1, twice (at Fairfield - 2/26/10)  
Steals ..... 3, vs. Canisius (1/9/09)  
Minutes ..... 32, vs. Canisius (1/9/09)

## Season Highs

Points ..... 16, at Valparaiso (3/16/11)  
Rebounds ..... 3, three times (at Marist, 2/13/11)  
Field Goals ..... 4, twice (at Valparaiso - 3/16/11)  
3-Pt. FG ..... 3, at Manhattan (2/16/11)  
Free Throws ..... 6, at Valparaiso (3/16/11)  
Assists ..... 4, twice (at Manhattan - 2/16/11)  
Blocks ..... 0  
Steals ..... 2, three times (at Valparaiso - 3/16/11)  
Minutes ..... 20, twice (at Valparaiso - 3/16/11)

## AS A JUNIOR (2010-11)

Appeared in nine minutes off the bench vs. Kent State, Cleveland State and Bryant at the World Vision Classic from Nov. 12-14... Appeared in 11 minutes with a rebound in double OT win over Richmond at home on Nov. 18... Tallied his first field goal of the season vs. Vermont on Dec. 22... Played 12 minutes vs. Hofstra and while not registering a point, was instrumental in keeping leading scorer Charles Jenkins off the scoreboard as well on Dec. 29... Recorded a season-high nine points and four assists in win over Marist in 20 minutes off the bench on Jan. 16... Had four points and two rebounds in 10 minutes at Fairfield on Feb. 4... Had six points and three assists vs. Manhattan on Feb. 7... Came off the bench to help slow down Marist leading scorer Sam Prescott and held him scoreless during the Gaels decisive 12-0 run in the second half at Marist on Feb. 13... Enjoyed his best game of the season with 12 points and four assists in 16 minutes of play while helping to keep Manhattan's leading scorer George Beamon in check on Feb. 16... Scored eight points with two more three-pointers at Liberty on Feb. 19... Had a career-high 16 points in 20 minutes off the bench, shooting 4-for-7 from the field with two three-pointers and a 6-for-7 performance from the free throw line in win at Valparaiso in the first round of the CollegeInsider.com Postseason Tournament on Mar. 16... Also matched his season-high with two steals in the win.

# 11 • TRINITY FIELDS

## 2010-11 GAME-BY-GAME STATISTICS

Opponent	Date	gs	min	Total		3-Pointers		Free throws		Rebounds				pf	a	t/o	blk	stl	pts	avg
				fg-fga	pct	3fg-fga	pct	ft-fa	pct	off	def	tot	avg							
vs Kent State	11/12/10		2	0-0	.000	0-0	.000	0-0	.000	0	0	0	0.0	1	0	0	0	0	0	0.0
at Cleveland State	11/13/10		3	0-0	.000	0-0	.000	0-0	.000	0	0	0	0.0	2	0	0	0	0	0	0.0
vs Bryant	11/14/10		4	0-1	.000	0-1	.000	0-0	.000	0	1	1	0.3	0	0	1	0	0	0	0.0
RICHMOND	11/18/10		11	0-3	.000	0-3	.000	0-0	.000	0	1	1	0.5	3	0	0	0	0	0	0.0
at Albany	11/23/10		5	0-0	.000	0-0	.000	0-0	.000	0	0	0	0.4	0	0	0	0	0	0	0.0
at Norfolk State	11/30/10		4	0-1	.000	0-1	.000	0-0	.000	0	0	0	0.3	0	0	1	0	0	0	0.0
NIAGARA	12/05/10		4	0-1	.000	0-1	.000	0-0	.000	0	0	0	0.3	1	1	1	0	0	0	0.0
at Long Island	12/08/10		2	0-0	.000	0-0	.000	0-0	.000	0	0	0	0.3	1	0	0	0	0	0	0.0
FAIRLEIGH DICKINSON	12/11/10		3	0-0	.000	0-0	.000	0-0	.000	0	0	0	0.2	0	1	0	0	1	0	0.0
VERMONT	12/22/10		6	1-2	.500	0-1	.000	0-0	.000	0	1	1	0.3	0	1	1	0	0	2	0.2
HOFSTRA	12/29/10		12	0-0	.000	0-0	.000	0-0	.000	0	1	1	0.4	1	2	0	0	0	0	0.2
at Siena	01/03/11		5	0-2	.000	0-2	.000	0-0	.000	0	0	0	0.3	1	0	0	0	0	0	0.2
SAINT PETER'S	01/07/11		2	0-0	.000	0-0	.000	0-0	.000	0	0	0	0.3	0	0	0	0	0	0	0.2
LOYOLA	01/09/11		1	1-1	1.000	0-0	.000	0-0	.000	0	0	0	0.3	0	0	0	0	0	2	0.3
at Rider	01/14/11		3	0-0	.000	0-0	.000	0-0	.000	0	0	0	0.3	0	0	0	0	0	0	0.3
MARIST	01/16/11		20	2-6	.333	1-4	.250	4-5	.800	1	2	3	0.4	1	4	1	0	2	9	0.8
at Niagara	01/21/11		7	0-1	.000	0-0	.000	2-2	1.000	0	3	3	0.6	1	2	0	0	0	2	0.9
at Canisius	01/23/11		4	0-0	.000	0-0	.000	2-2	1.000	0	0	0	0.6	0	0	1	0	1	2	0.9
at Loyola	01/30/11		2	0-0	.000	0-0	.000	0-0	.000	0	0	0	0.5	1	0	1	0	0	0	0.9
at Fairfield	02/04/11		10	2-5	.400	0-2	.000	0-0	.000	0	2	2	0.6	1	0	0	0	1	4	1.1
MANHATTAN	02/07/11		9	2-2	1.000	0-0	.000	2-2	1.000	0	0	0	0.6	1	3	0	0	1	6	1.3
at Marist	02/13/11		9	1-2	.500	0-1	.000	0-0	.000	0	3	3	0.7	0	0	0	0	0	2	1.3
at Manhattan	02/16/11		16	4-5	.800	3-3	1.000	1-1	1.000	1	1	2	0.7	0	4	0	0	0	12	1.8
at Liberty	02/19/11		16	3-5	.600	2-2	1.000	0-0	.000	0	0	0	0.7	0	1	1	0	0	8	2.0
at Saint Peter's	02/25/11		5	0-0	.000	0-0	.000	0-0	.000	0	1	1	0.7	0	0	2	0	0	0	2.0
FAIRFIELD	02/27/11		1	1-1	1.000	0-0	.000	0-0	.000	0	0	0	0.7	1	0	0	0	0	2	2.0
vs Siena	03/05/11		4	0-0	.000	0-0	.000	0-0	.000	0	1	1	0.7	0	0	1	0	0	0	1.9
vs Rider	03/06/11		3	0-0	.000	0-0	.000	0-0	.000	0	1	1	0.7	0	1	0	0	0	0	1.8
vs Saint Peter's	03/07/11		4	1-1	1.000	0-0	.000	0-0	.000	0	0	0	0.7	1	0	1	0	2	2	1.8
at Valparaiso	03/16/11		20	4-7	.571	2-4	.500	6-7	.857	0	1	1	0.7	0	1	2	0	2	16	2.3
Totals		0	197	22-46	.478	8-25	.320	17-19	.895	2	19	21	0.7	17	21	14	0	10	69	2.3

Games played: 30

Minutes/game: 6.6

Points/game: 2.3

FG Pct: 47.8

3FG Pct: 32.0

FT Pct: 89.5

Rebounds/game: 0.7

Assists/game: 0.7

Turnovers/game: 0.5


Assist/turnover ratio: 1.5

Steals/game: 0.3

## CAREER STATISTICS

			Total		3-Point		F-Throws		Rebounds										Scoring	
Season	gp-gs	min/avg	fg-fga	pct	fg-fga	pct	ft-fa	pct	off	def	tot	avg	pf	fo	ast	to	blk	stl	pts	avg
2008-09	31-16	573/18.5	41-148	.277	15-61	.246	39-49	.796	10	41	51	1.6	43	0	28	37	0	15	136	4.4
2009-10	28-0	329/11.8	29-72	.403	15-32	.469	18-25	.720	2	23	25	0.9	23	0	28	28	2	12	91	3.3
2010-11	30-0	197/6.6	22-46	.478	8-25	.320	17-19	.895	2	19	21	0.7	17	0	21	14	0	10	69	2.3
TOTAL	89-16	1099/12.3	92-266	.346	38-118	.322	74-93	.796	14	83	97	1.1	83	0	77	79	2	37	296	3.3





# 21 • ALEJO RODRIGUEZ

SENIOR • FORWARD • 6-8 • 235 • NEW YORK, NY

6.7 PPG, 6.7 RPG, 1.0 APG, 69.1 FG%, 53.2 FT%

*Fifth-year senior performer that continues his leadership role in the Gaels front court... Named to the 2010-11 Preseason All-MAAC Third Team... Appeared in all but one contest (vs. Cleveland State) and made 31 starts... Averages 6.7 ppg and is the Gaels' No. 2 rebounder (6.7 rpg)... Recorded two double-doubles with eight double-digit point and seven double-digit rebounding efforts... Holds a 69.1% field-goal percentage, the highest in the MAAC and No. 2 single-season effort in school history, behind Anthony Bruin's 69.7% in 2005-06 and in front of his 67.7% from last season)...*

*Possesses great hands and finishing ability around the basket... Converted 23 of his last 26 field goal attempts in the final five games of the regular season... Played in the New York City CHSAA.*

## Career Highs

Points ..... 19, vs. Canisius (1/29/07)  
Rebounds ..... 17, at Rider (1/9/10)  
Field Goals ..... 8, at Ohio State (12/20/08)  
3-Pt. FG ..... 0  
Free Throws ..... 7, vs. Canisius (1/29/07)  
Assists ..... 4, at Syracuse (12/18/10)  
Blocks ..... 5, twice (vs. Kent State - 11/12/10)  
Steals ..... 3, seven times (at Canisius - 1/23/11)  
Minutes ..... 45, vs. Richmond (11/18/10)


## Season Highs

Points ..... 15, vs. Hofstra (12/29/10)  
Rebounds ..... 13, twice (at Saint Peter's - 2/25/11)  
Field Goals ..... 7, at Liberty (2/19/11)  
3-Pt. FG ..... 0  
Free Throws ..... 4, at Fairfield (2/4/11)  
Assists ..... 4, at Syracuse (12/18/10)  
Blocks ..... 5, vs. Kent State (11/12/10)  
Steals ..... 3, three times (at Canisius - 1/23/11)  
Minutes ..... 45, vs. Richmond (11/18/10)

## AS A SENIOR (2010-11)

Netted 10 points and six rebounds in season opener vs. Kent State on Nov. 12 shooting 5-for-7 from the field... Also matched a career-high with five blocks vs. the Golden Flashes... Did not appear in the Cleveland State contest on Nov. 13 and was limited to just 14 minutes vs. Bryant on Nov. 14 due to an injury suffered late in the game vs. Kent State... Posted six points and a season-best 13 rebounds in double OT win over Richmond at home on Nov. 18... Recorded seven points and a team-high 10 rebounds in a win at Albany on Nov. 23... It was the sixth time in his career that he had consecutive double-digit rebounding efforts... Had four points and six boards before fouling out at Norfolk State on Nov. 30... Had 12 rebounds with a season-best six offensive boards in a win over Canisius on Dec. 3... Had back-to-back 10+ point efforts vs. Niagara on Dec. 5 and at Long Island on Dec. 8... Had 11 points and seven boards on 5-for-6 shooting from the field vs. the Purple Eagles and 13 points and nine rebounds vs. the Blackbirds... Had six points and six boards at No. 5 Syracuse on Dec. 18... Netted eight points and grabbed nine rebounds vs. Vermont on Dec. 22... Had a season-high 15 points on a perfect 6-of-6 night from the field with two dunks... Had six points and seven rebounds at Siena on Jan. 3... Tallied 13 points on 5-of-7 shooting vs. Loyola on Jan. 10... Snapped a six-game stretch without reaching double-digits with 12 points and a team-leading eight rebounds at Fairfield on Feb. 4... Recorded a double-double with 11 points and 10 rebounds vs. Manhattan on Feb. 7... Posted eight points and 10 rebounds vs. Siena on Feb. 11... Netted nine points and grabbed a team-best eight rebounds at Marist on Feb. 13... Shot 4-for-4 from the field with nine points at Manhattan on Feb. 16... Had his second double-double of the year with 14 points and 11 rebounds shooting 7-for-7 from the field at Liberty on Feb. 19... Matched his a season-high 13 boards at Saint Peter's on Feb. 25... Had eight points and eight boards vs. Fairfield on Feb. 27... Posted nine points and four boards in 27 minutes before leaving the game with a knee injury in the win at Valparaiso in the first round of the CollegeInsider.com Postseason Tournament on Mar. 16.

Opponent	Date	gs	min	Total		3-Pointers		Free throws		Rebounds											
				fg-fga	pct	3fg-fga	pct	ft-fa	pct	off	def	tot	avg	pf	a	t/o	blk	stl	pts	avg	
vs Kent State	11/12/10	*	35	5-7	.714	0-0	.000	0-0	.000	0	6	6	6.0	3	0	3	5	3	10	10.0	
vs Bryant	11/14/10		14	0-0	.000	0-0	.000	0-2	.000	1	2	3	4.5	5	0	1	1	1	0	5.0	
RICHMOND	11/18/10	*	45	3-4	.750	0-0	.000	0-0	.000	5	8	13	7.3	3	3	2	3	0	6	5.3	
at Albany	11/23/10	*	27	3-6	.500	0-0	.000	1-2	.500	2	8	10	8.0	2	0	1	0	0	7	5.8	
at Norfolk State	11/30/10	*	21	2-6	.333	0-0	.000	0-0	.000	1	5	6	7.6	5	0	1	0	1	4	5.4	
CANISIUS	12/03/10	*	32	0-2	.000	0-0	.000	2-2	1.000	6	6	12	8.3	4	1	1	1	0	2	4.8	
NIAGARA	12/05/10	*	24	5-6	.833	0-0	.000	1-3	.333	3	4	7	8.1	2	1	2	1	1	11	5.7	
at Long Island	12/08/10	*	36	6-8	.750	0-0	.000	1-2	.500	3	6	9	8.3	3	2	1	1	3	13	6.6	
FAIRLEIGH DICKINSON	12/11/10	*	18	2-3	.667	0-0	.000	0-0	.000	1	1	2	7.6	4	1	2	2	0	4	6.3	
at Syracuse	12/18/10	*	36	2-3	.667	0-0	.000	2-4	.500	2	4	6	7.4	1	4	0	2	0	6	6.3	
VERMONT	12/22/10	*	27	3-5	.600	0-0	.000	2-3	.667	3	6	9	7.5	3	3	0	1	1	8	6.5	
HOFSTRA	12/29/10	*	25	6-6	1.000	0-0	.000	3-4	.750	0	3	3	7.2	3	0	2	1	1	15	7.2	
at Siena	01/03/11	*	32	2-3	.667	0-0	.000	2-2	1.000	3	4	7	7.2	4	1	0	2	1	6	7.1	
SAINT PETER'S	01/07/11	*	13	0-1	.000	0-0	.000	0-2	.000	2	0	2	6.8	2	0	0	0	0	0	6.6	
LOYOLA	01/09/11	*	21	5-7	.714	0-0	.000	3-5	.600	4	3	7	6.8	3	1	1	1	0	13	7.0	
at Rider	01/14/11	*	20	1-3	.333	0-0	.000	1-3	.333	0	2	2	6.5	2	1	0	0	0	3	6.8	
MARIST	01/16/11	*	13	1-1	1.000	0-0	.000	0-0	.000	0	6	6	6.5	4	0	0	1	2	2	6.5	
at Niagara	01/21/11	*	20	2-2	1.000	0-0	.000	1-2	.500	3	3	6	6.4	3	2	3	1	0	5	6.4	
at Canisius	01/23/11	*	20	2-4	.500	0-0	.000	1-1	1.000	4	4	8	6.5	2	2	1	1	3	5	6.3	
RIDER	01/27/11	*	17	1-3	.333	0-0	.000	0-2	.000	4	1	5	6.5	5	0	1	0	1	2	6.1	
at Loyola	01/30/11	*	8	2-3	.667	0-0	.000	0-2	.000	1	1	2	6.2	0	0	0	0	0	4	6.0	
at Fairfield	02/04/11		24	4-6	.667	0-0	.000	4-5	.800	6	2	8	6.3	4	1	2	1	0	12	6.3	
MANHATTAN	02/07/11	*	32	4-6	.667	0-0	.000	3-5	.600	7	3	10	6.5	2	2	1	0	2	11	6.5	
SIENA	02/11/11	*	34	4-6	.667	0-0	.000	0-0	.000	4	6	10	6.6	4	1	2	1	0	8	6.5	
at Marist	02/13/11	*	29	4-5	.800	0-0	.000	1-2	.500	2	6	8	6.7	3	1	1	3	0	9	6.6	
at Manhattan	02/16/11	*	16	4-4	1.000	0-0	.000	1-2	.500	0	2	2	6.5	3	1	0	0	0	9	6.7	
at Liberty	02/19/11	*	32	7-7	1.000	0-0	.000	0-0	.000	4	7	11	6.7	2	2	1	2	1	14	7.0	
at Saint Peter's	02/25/11	*	24	4-5	.800	0-0	.000	0-0	.000	4	9	13	6.9	2	1	0	0	0	8	7.0	
FAIRFIELD	02/27/11	*	29	4-5	.800	0-0	.000	0-0	.000	4	4	8	6.9	3	1	2	1	1	8	7.1	
vs Siena	03/05/11	*	19	1-1	1.000	0-0	.000	0-0	.000	2	4	6	6.9	3	0	2	0	0	2	6.9	
vs Rider	03/06/11	*	21	2-3	.667	0-0	.000	0-0	.000	2	2	4	6.8	3	0	1	2	2	4	6.8	
vs Saint Peter's	03/07/11	*	17	0-1	.000	0-0	.000	1-2	.500	2	3	5	6.8	1	0	0	0	1	1	6.6	
at Valparaiso	03/16/11	*	27	3-4	.750	0-0	.000	3-5	.600	0	4	4	6.7	1	2	1	0	0	9	6.7	
Totals			31	808	94-136	.691	0-0	.000	33-62	.532	85	135	220	6.7	94	34	35	34	25	221	6.7



# 22 • SEAN ARMAND

FRESHMAN • GUARD • 6-3 • 190 • BROOKLYN, NY

5.6 PPG, 1.3 RPG, 0.3 APG, 40.1 FG%, 65.0 FT%

*First-year shooting guard that has made an impact on Iona's lineup as a freshman... A sharpshooter for the Gaels, is one of four players on the team to appear in all 33 games without a start... Connected on 45 three-point field goals and was No. 2 on the team with a 39.8% mark from beyond the arc... Ranks No. 2 in the MAAC in points per 40 minutes played... The 45 three pointers is the second-highest total for an Iona rookie behind teammate Kyle Smyth's 51 last season... Pure scorer with one of the purest shooting touches on the roster... Possesses NBA range that is capable of attacking in the open floor or off the dribble... Extremely hard worker that plays solid defense in addition to his offensive skills... Played his postgraduate year at CJEOTO Academy in Somerset, NJ after a standout career in New York City's PSAL at Jacqueline K. Onassis High School.*

**Season/Career Highs**

Points .....	22, vs. Marist (1/16/11)
Rebounds .....	5, vs. Manhattan (2/7/11)
Field Goals .....	8, vs. Marist (1/16/11)
3-Pt. FG .....	6, vs. Marist (1/16/11)
Free Throws .....	3, twice (at Saint Peter's - 2/25/11)
Assists .....	1, nine times (at Liberty - 2/19/11)
Blocks .....	1, twice (vs. Marist - 1/16/11)
Steals .....	2, at Saint Peter's (2/25/11)
Minutes .....	29, vs. Manhattan (2/7/11)

**AS A FRESHMAN (2010-11)**

Began his Maroon & Gold career with three points in seven minutes, connecting on a three-point field goal for the Gaels vs. Kent State on Nov. 12... Tallied five points in 10 minutes vs. Bryant on Nov. 14... Posted a career-high nine points on three three-point field goals in a "homecoming" game for the Brooklyn-native at Long Island University on Dec. 8... Hit all three trifectas in consecutive possessions wrapping around halftime against the Blackbirds... Drained a three-pointer for the Gaels vs. Fairleigh Dickinson on Dec. 11... Tallied seven points off the bench at No. 5 Syracuse on Dec. 18... Hit the double-digit point total for the first time at Iona with 11 points off the bench vs. Vermont on Dec. 22... Matched his season-best with three three-point field goals... Recorded nine points on 3-of-6 shooting from behind the arc with a season-high three rebounds vs. Saint Peter's on Jan. 7... Had 17 points at Rider, shooting 7-of-9 from the field and 3-of-5 from behind the arc on Jan. 14... All of his scoring output came in the final 10 minutes and overtime of the 100-96 win... Increased his career-high to 22 with his team-leading effort vs. Marist on Jan. 16... Set an Iona rookie record with six three-pointers in the contest and was named MAAC Rookie of the Week for his performance vs. Rider and Marist on Jan. 17... Had his third straight game with 10 or more points with 15 at Niagara on Jan. 21... Scored nine points in a row in the second half to help propel Iona to its six-point win... Scored eight of his 11 points in the second half including a three-pointer in the

final minute that cut Iona's deficit to four points at Fairfield on Feb. 4... Posted 17 points with five three-pointers in a season-high 29 minutes played vs. Manhattan on Feb. 7... Had 13 points off the bench in the first half with three three-pointers in win at Manhattan on Feb. 16... Scored eight points with two three-pointers at Liberty on Feb. 19... Had eight points off the bench and a season-best two steal in 14 minutes at Saint Peter's on Feb. 25... Had six points six minutes with two three-pointers vs. Siena in the quarterfinal round of the MAAC Championship on Mar. 5... Scored eight of the Gaels' first 10 points en route to a 14-point effort in his first collegiate start in win at Valparaiso in the first round of the CollegeInsider.com Postseason Tournament on Mar. 16... Shot 5-for-9 from the field with three three-pointers in the victory.

# 22 • SEAN ARMAND

## 2010-11 GAME-BY-GAME STATISTICS

Opponent	Date	gs	min	Total		3-Pointers		Free throws		Rebounds				pf	a	t/o	blk	stl	pts	avg
				fg-fga	pct	3fg-fga	pct	ft-fga	pct	off	def	tot	avg							
vs Kent State	11/12/10		7	1-5	.200	1-3	.333	0-0	.000	1	0	1	1.0	0	1	0	0	0	3	3.0
at Cleveland State	11/13/10		6	0-1	.000	0-0	.000	0-0	.000	1	1	2	1.5	0	1	2	0	0	0	1.5
vs Bryant	11/14/10		10	2-5	.400	1-3	.333	0-0	.000	1	0	1	1.3	1	0	1	1	0	5	2.7
RICHMOND	11/18/10		3	0-3	.000	0-2	.000	0-0	.000	0	0	0	1.0	0	0	1	0	0	0	2.0
at Albany	11/23/10		2	0-1	.000	0-0	.000	0-0	.000	1	0	1	1.0	1	0	0	0	0	0	1.6
at Norfolk State	11/30/10		1	0-1	.000	0-1	.000	0-0	.000	0	0	0	0.8	0	0	0	0	0	0	1.3
CANISIUS	12/03/10		3	0-0	.000	0-0	.000	0-0	.000	0	1	1	0.9	0	1	0	0	0	0	1.1
NIAGARA	12/05/10		7	0-1	.000	0-1	.000	0-0	.000	1	1	2	1.0	0	0	1	0	0	0	1.0
at Long Island	12/08/10		10	3-8	.375	3-6	.500	0-0	.000	1	0	1	1.0	1	0	1	0	0	9	1.9
FAIRLEIGH DICKINSON	12/11/10		7	1-2	.500	1-2	.500	0-0	.000	0	0	0	0.9	1	0	0	0	1	3	2.0
at Syracuse	12/18/10		11	3-7	.429	1-5	.200	0-0	.000	0	2	2	1.0	1	1	0	0	0	7	2.5
VERMONT	12/22/10		16	4-7	.571	3-6	.500	0-0	.000	0	0	0	0.9	1	0	0	0	0	11	3.2
HOFSTRA	12/29/10		2	0-1	.000	0-1	.000	0-0	.000	0	0	0	0.8	0	0	0	0	0	0	2.9
at Siena	01/03/11		7	1-5	.200	1-5	.200	0-0	.000	0	0	0	0.8	0	0	0	0	0	3	2.9
SAINT PETER'S	01/07/11		16	3-6	.500	3-6	.500	0-0	.000	0	3	3	0.9	2	1	0	0	1	9	3.3
LOYOLA	01/09/11		5	0-1	.000	0-1	.000	0-0	.000	0	1	1	0.9	1	0	1	0	0	0	3.1
at Rider	01/14/11		15	7-9	.778	3-5	.600	0-3	.000	0	0	0	0.9	0	0	0	0	0	17	3.9
MARIST	01/16/11		20	8-10	.800	6-8	.750	0-0	.000	0	1	1	0.9	1	0	0	1	0	22	4.9
at Niagara	01/21/11		19	4-10	.400	4-7	.571	3-4	.750	0	3	3	1.0	4	1	0	0	1	15	5.5
at Canisius	01/23/11		8	2-6	.333	1-3	.333	0-0	.000	1	1	2	1.1	1	0	2	0	1	5	5.5
RIDER	01/27/11		7	0-4	.000	0-3	.000	0-0	.000	0	2	2	1.1	1	0	1	0	0	0	5.2
at Loyola	01/30/11		4	0-1	.000	0-1	.000	0-0	.000	0	1	1	1.1	0	0	1	0	0	0	5.0
at Fairfield	02/04/11		8	3-5	.600	3-4	.750	2-2	1.000	0	0	0	1.0	2	1	0	0	0	11	5.2
MANHATTAN	02/07/11		29	6-17	.353	5-11	.455	0-0	.000	2	3	5	1.2	1	1	0	0	1	17	5.7
SIENA	02/11/11		9	0-4	.000	0-4	.000	0-0	.000	0	0	0	1.2	2	1	0	0	0	0	5.5
at Marist	02/13/11		6	0-2	.000	0-1	.000	0-0	.000	0	1	1	1.2	1	0	0	0	0	0	5.3
at Manhattan	02/16/11		22	4-7	.571	3-5	.600	2-2	1.000	1	3	4	1.3	1	1	1	0	0	13	5.6
at Liberty	02/19/11		15	2-8	.250	2-6	.333	2-2	1.000	1	1	2	1.3	2	1	0	0	0	8	5.6
at Saint Peter's	02/25/11		14	2-4	.500	1-3	.333	3-5	.600	1	3	4	1.4	1	0	2	0	2	8	5.7
FAIRFIELD	02/27/11		4	0-0	.000	0-0	.000	0-0	.000	0	0	0	1.3	1	0	0	0	0	0	5.5
vs Siena	03/05/11		6	2-2	1.000	2-2	1.000	0-0	.000	0	0	0	1.3	0	0	0	0	1	6	5.5
vs Rider	03/06/11		3	1-3	.333	1-3	.333	0-0	.000	0	0	0	1.3	0	0	0	0	0	3	5.5
vs Saint Peter's	03/07/11		13	1-7	.143	0-5	.000	0-0	.000	0	0	0	1.2	0	0	0	0	1	2	5.4
at Valparaiso	03/16/11	*	26	5-9	.556	3-6	.500	1-2	.500	1	2	3	1.3	2	0	0	0	1	14	5.6
Totals		1	341	65-162	.401	48-119	.403	13-20	.650	13	30	43	1.3	29	11	14	2	10	191	5.6


Games played: 34  
Minutes/game: 10.0  
Points/game: 5.6  
FG Pct: 40.1  
3FG Pct: 40.3  
FT Pct: 65.0

Rebounds/game: 1.3  
Assists/game: 0.3  
Turnovers/game: 0.4  
Assist/turnover ratio: 0.8  
Steals/game: 0.3  
Blocks/game: 0.1

## CAREER STATISTICS

Season	gp-gs	min/avg	Total		3-Point		F-Throws		Rebounds				Scoring					
			fg-fga	pct	fg-fga	pct	ft-fa	pct	off	def	tot	avg	pf	fo	ast	to	blk	stl
2010-11	34-1	341/10.0	65-162	.401	48-119	.403	13-20	.650	13	30	43	1.3	29	0	11	14	2	10
TOTAL	34-1	341/10.0	65-162	.401	48-119	.403	13-20	.650	13	30	43	1.3	29	0	11	14	2	10





23 • RANDY DEZOUVRE

JUNIOR • GUARD-FORWARD • 6-5 • 210 • MONTREAL, QUEBEC

3.2 PPG, 1.2 RPG, 0.4 APG, 46.3 FG%, 54.3 FT%

*Begins his first season in Maroon & Gold after playing two seasons at Monroe College in the Bronx... Appeared in 25 games off the bench, averaging 3.2 points in 7.6 minutes per game... Has contributed off the bench as he vies to crack the Gaels rotation this season... Posted three efforts of 10 points or more including a season-best 12 in a win at Norfolk State on Nov. 30... High-energy player that possesses solid quickness and leaping ability... Slasher/scorer with a quick first step that allows him to take defenders off the dribble... Has good size at the wing forward position and will also see action at power forward in Iona's four-guard lineup.*

Season/Career Highs

Points ..... 12, at Norfolk State (11/30/10)  
Rebounds ..... 6, vs. Kent State (11/12/10)  
Field Goals ..... 6, at Norfolk State (11/30/10)  
3-Pt. FG ..... 0  
Free Throws ..... 4, twice (vs. Rider - 3/6/11)  
Assists ..... 3, vs. Kent State (11/12/10)  
Blocks ..... 1, vs. Saint Peter's (3/7/11)  
Steals ..... 3, vs. Kent State (11/12/10)  
Minutes ..... 19, vs. Kent State (11/12/10)

AS A JUNIOR (2010-11)

Netted 10 points in his Maroon & Gold debut grabbing six rebounds while recording three assists and three steals vs. Kent State on Nov. 12... Tallied eight points in seven minutes vs. Bryant on Nov. 14... Set a new season-best with 12 points, all in the first half, at Norfolk State on Nov. 30... Shot 6-for-7 in the half while showing his range on two 18-foot jumpers and fearlessness with driving lay ups over the Spartans' 6-10 man in the middle... Had three points in four minutes vs. Saint Peter's on Jan. 7... Scored two points and grabbed a rebounds in 10 minutes off the bench vs. Rider on Jan. 27... Had three points and three rebounds and started the second half in overtime loss at Loyola on Jan. 30... Posted six points in six minutes at Manhattan on Feb. 16... Scored six points in 13 minutes, shooting 3-for-4 from the field at Saint Peter's on Feb. 25... Had 10 points vs. Siena in the MAAC quarterfinal round, shooting 4-for-8 from the field n 10 minutes of play... Appeared in 18 minutes in the championship game, the second-highest total of the season and recorded two points and two boards.

# 23 • RANDY DEZOUVRE

## 2010-11 GAME-BY-GAME STATISTICS

Opponent	Date	gs	min	Total		3-Pointers		Free throws		Rebounds											
				fg-fga	pct	3fg-fga	pct	ft-fa	pct	off	def	tot	avg	pf	a	t/o	blk	stl	pts	avg	
vs Kent State	11/12/10		19	3-8	.375	0-1	.000	4-6	.667	1	5	6	6.0	3	3	0	0	3	10	10.0	
at Cleveland State	11/13/10		12	2-4	.500	0-0	.000	0-0	.000	1	3	4	5.0	1	1	1	0	0	4	7.0	
vs Bryant	11/14/10		7	3-6	.500	0-1	.000	2-3	.667	1	0	1	3.7	0	0	1	0	0	8	7.3	
RICHMOND	11/18/10		9	0-0	.000	0-0	.000	0-0	.000	0	1	1	3.0	3	0	1	0	0	0	5.5	
at Albany	11/23/10		7	1-3	.333	0-1	.000	0-0	.000	0	1	1	2.6	0	0	0	0	0	2	4.8	
at Norfolk State	11/30/10		13	6-9	.667	0-0	.000	0-0	.000	2	1	3	2.7	2	1	0	0	0	12	6.0	
CANISIUS	12/03/10		8	0-2	.000	0-0	.000	0-0	.000	1	0	1	2.4	0	0	0	0	0	0	5.1	
NIAGARA	12/05/10		6	0-2	.000	0-1	.000	0-0	.000	0	0	0	2.1	0	0	0	0	0	0	4.5	
at Long Island	12/08/10		2	0-2	.000	0-0	.000	0-0	.000	0	0	0	1.9	1	0	2	0	1	0	4.0	
FAIRLEIGH DICKINSON	12/11/10		1	1-1	1.000	0-0	.000	1-2	.500	0	0	0	1.7	0	0	0	0	0	3	3.9	
VERMONT	12/22/10		1	0-0	.000	0-0	.000	0-0	.000	0	0	0	1.5	1	0	0	0	0	0	3.5	
HOFSTRA	12/29/10		1	0-0	.000	0-0	.000	0-0	.000	0	0	0	1.4	0	0	0	0	0	0	3.3	
SAINT PETER'S	01/07/11		4	1-2	.500	0-0	.000	1-3	.333	1	0	1	1.4	2	0	0	0	0	3	3.2	
LOYOLA	01/09/11		11	2-4	.500	0-0	.000	1-3	.333	0	1	1	1.4	0	0	2	0	0	5	3.4	
at Rider	01/14/11		5	1-3	.333	0-1	.000	0-0	.000	0	0	0	1.3	2	1	0	0	0	2	3.3	
MARIST	01/16/11		6	0-2	.000	0-0	.000	2-2	1.000	0	1	1	1.3	1	1	0	0	1	2	3.2	
at Canisius	01/23/11		9	0-1	.000	0-0	.000	0-0	.000	0	0	0	1.2	2	1	0	0	0	0	3.0	
RIDER	01/27/11		10	1-1	1.000	0-0	.000	0-2	.000	0	1	1	1.2	2	0	0	0	0	2	2.9	
at Loyola	01/30/11		9	1-5	.200	0-0	.000	1-2	.500	1	2	3	1.3	1	2	0	0	0	3	2.9	
at Fairfield	02/04/11		5	1-1	1.000	0-0	.000	0-0	.000	0	1	1	1.3	1	0	0	0	0	2	2.9	
MANHATTAN	02/07/11		1	0-0	.000	0-0	.000	1-2	.500	0	1	1	1.2	0	0	0	0	0	1	2.8	
at Manhattan	02/16/11		6	3-4	.750	0-1	.000	0-0	.000	0	0	0	1.2	0	0	0	0	0	6	3.0	
at Liberty	02/19/11		2	1-1	1.000	0-0	.000	0-0	.000	0	0	0	1.1	0	0	0	0	0	2	2.9	
at Saint Peter's	02/25/11		13	3-4	.750	0-0	.000	0-0	.000	0	0	0	1.1	2	1	5	1	1	6	3.0	
FAIRFIELD	02/27/11		11	1-2	.500	0-1	.000	0-0	.000	0	1	1	1.1	3	1	0	1	0	2	3.0	
vs Siena	03/05/11		10	4-8	.500	0-1	.000	2-4	.500	2	3	5	1.2	2	0	0	0	0	10	3.3	
vs Rider	03/06/11		8	0-1	.000	0-0	.000	4-4	1.000	1	1	2	1.3	1	0	0	0	0	4	3.3	
vs Saint Peter's	03/07/11		18	1-3	.333	0-0	.000	0-0	.000	2	0	2	1.3	4	0	0	1	2	2	3.3	
at Valparaiso	03/16/11		6	1-1	1.000	0-0	.000	0-2	.000	0	0	0	1.2	1	0	1	1	0	2	3.2	
Totals		0	220	37-80	.463	0-8	.000	19-35	.543	13	23	36	1.2	35	12	13	4	8	93	3.2	

Games played: 29

Minutes/game: 7.6

Points/game: 3.2

FG Pct: 46.3

3FG Pct: 0.0

FT Pct: 54.3

Rebounds/game: 1.2

Assists/game: 0.4

Turnovers/game: 0.4


Assist/turnover ratio: 0.9

Steals/game: 0.3

Blocks/game: 0.1

## CAREER STATISTICS

			Total		3-Point		F-Throws		Rebounds												Scoring	
Season	gp-gs	min/avg	fg-fga	pct	fg-fga	pct	ft-fa	pct	off	def	tot	avg	pf	fo	ast	to	blk	stl	pts	avg		
2010-11	29-0	220/7.6	37-80	.463	0-8	.000	19-35	.543	13	23	36	1.2	35	0	12	13	4	8	93	3.2		
TOTAL	29-0	220/7.6	37-80	.463	0-8	.000	19-35	.543	13	23	36	1.2	35	0	12	13	4	8	93	3.2		



# 24 • ALEKSANDAR KESIC

FRESHMAN • GUARD • 6-8 • 210 • BELGRADE, SERBIA

0.0 PPG, 0.6 RPG, 0.0 APG, 0.0 FG%, 0.0 FT%

*First year wingman that in seven games this season before having to return home to Serbia for family reasons... Returned to the squad in the second semester and will apply for an NCAA hardship waiver to maintain freshman status for next season... A prototypical European-style big man that has good range from the outside... An athletic forward has worked on his strength in the preseason... Also has solid rebounding and defensive ability... A native of Belgrade, Serbia, attended Huntington Prep in Huntington, West Virginia last season.*

**Season/Career Highs**

Points .....	0
Rebounds.....	3, at Albany (11/23/10)
Field Goals .....	0
3-Pt. FG .....	0
Free Throws .....	0
Assists .....	0
Blocks.....	0
Steals.....	0
Minutes .....	6, at Albany (11/23/10)

**AS A FRESHMAN (2010-11)**

Appeared in seven minutes off the bench vs. Kent State, Cleveland State and Bryant at the World Vision Classic from Nov. 12-14... DNP-CD vs. Richmond on Nov. 18... Appeared in six minutes and had a season-best three rebounds at Albany on Nov. 23... Returned home to Serbia prior to the Vermont game to tend to an illness in his immediate family... Dressed vs. Marist on Jan. 16 but did not play.

# 24 • ALEKSANDAR KESIC

## 2010-11 GAME-BY-GAME STATISTICS

Opponent	Date	gs	min	Total		3-Pointers		Free throws		Rebounds				pf	a	t/o	blk	stl	pts	avg
				fg-fga	pct	3fg-fga	pct	ft-fta	pct	off	def	tot	avg							
vs Kent State	11/12/10		2	0-1	.000	0-1	.000	0-0	.000	0	0	0	0.0	0	0	0	0	0	0	0.0
at Cleveland State	11/13/10		3	0-2	.000	0-1	.000	0-0	.000	0	0	0	0.0	0	0	0	0	0	0	0.0
vs Bryant	11/14/10		2	0-0	.000	0-0	.000	0-0	.000	0	1	1	0.3	0	0	0	0	0	0	0.0
at Albany	11/23/10		6	0-2	.000	0-0	.000	0-0	.000	1	2	3	1.0	1	0	0	0	0	0	0.0
at Norfolk State	11/30/10		1	0-0	.000	0-0	.000	0-0	.000	0	0	0	0.8	2	0	0	0	0	0	0.0
NIAGARA	12/05/10		3	0-1	.000	0-0	.000	0-0	.000	0	0	0	0.7	0	0	0	0	0	0	0.0
FAIRLEIGH DICKINSON	12/11/10		1	0-0	.000	0-0	.000	0-0	.000	0	0	0	0.6	0	0	0	0	0	0	0.0
Totals		0	18	0-6	.000	0-2	.000	0-0	.000	1	3	4	0.6	3	0	0	0	0	0	0.0

Games played: 7

Rebounds/game: 0.6

Minutes/game: 2.6


FG Pct: 0.0

3FG Pct: 0.0

## CAREER STATISTICS

Season	gp-gs	min/avg	Total		3-Point		F-Throws		Rebounds				pf	fo	ast	to	blk	stl	Scoring	
			fg-fga	pct	fg-fga	pct	ft-fta	pct	off	def	tot	avg							pts	avg
2010-11	7-0	18/2.6	0-6	.000	0-2	.000	0-0	.000	1	3	4	0.6	3	0	0	0	0	0	0	0.0
TOTAL	7-0	18/2.6	0-6	.000	0-2	.000	0-0	.000	1	3	4	0.6	3	0	0	0	0	0	0	0.0





# 33 • KYLE SMYTH

SOPHOMORE • GUARD • 6-4 • 185 • RIVER EDGE, NJ

10.1 PPG, 2.3 RPG, 1.4 APG, 45.1 FG%, 67.4 FT%

*Third-year guard that retains sophomore eligibility after receiving a medical hardship waiver with a season ending injury early in the 2008-09 campaign. Earned MAAC All-Rookie Team honors for his performance in 2009-10... Will appear in Iona's starting lineup at both the two and three positions... Has appeared in and started 33 of 34 games... Ranked third on the team in scoring with 10.1 ppg and tops with 75 three-point field goals, the third-highest single season total in school history... Had 15 games with 10 or more points and two with 20 or more including a career-high 29 points at Albany on Nov. 23... Set the single-game school record vs. the Great Danes with eight three-pointers made... Had seven games with four or more trifectas... Ranks No. 7 on Iona's all-time three-point field goal list with 128... As a rookie led the Gaels and all MAAC freshmen with 51 three-point field goals, setting a new rookie standard at Iona (38, Steve Burtt, 2002-03)... Has the ability to play all three guard positions... Extremely hard working player that has a tremendous knowledge of the game... Snapped a 64-game appearance streak after missing the first game in the CIT at Valparaiso with a shoulder injury.*

## Career Highs

Points .....29, at Albany (11/23/10)  
Rebounds .....9, at Manhattan (1/22/10)  
Field Goals .....10, at Albany (11/23/10)  
3-Pt. FG .....8, at Albany (11/23/10)  
Free Throws .....7, at Providence (12/12/09)  
Assists .....5, vs. Long Island (12/9/09)  
Blocks .....2, twice (vs. Manhattan - 2/12/10)  
Steals .....5, twice (at Niagara - 1/21/11)  
Minutes .....38, twice (at Syracuse - 12/18/10)

## Season Highs

Points .....29, at Albany (11/23/10)  
Rebounds .....6, at Canisius (1/23/11)  
Field Goals .....10, at Albany (11/23/10)  
3-Pt. FG .....8, at Albany (11/23/10)  
Free Throws .....4, vs. Bryant (11/14/10)  
Assists .....4, vs. Siena (3/5/11)  
Blocks .....1, twice (at Albany - 11/23/10)  
Steals .....5, at Niagara (1/21/11)  
Minutes .....38, twice (at Syracuse - 12/18/10)

## AS A SOPHOMORE (2010-11)

Tallied eight points vs. Kent State on Nov. 12... Netted 14 points on 4-of-7 shooting from the field with two three-pointers and 4-of-5 from the free throw line vs. Bryant on Nov. 14... Tallied eight points on 4-of-11 shooting in double OT win over Richmond at home on Nov. 18... Set an Iona record with eight three-point field goals (8-for-13) and a career-high 29 points at Albany on Nov. 23... The eight trifectas surpassed the previous mark of six shared by seven different former Iona players... Continued his torrid shooting from downtown with a 5-for-8, 15-point performance at Norfolk State on Nov. 30... With the Gaels down six in the second half, he drained back-to-back long balls to knot the score at 51-51... Had 12 points including a three-pointer in the final two minutes that sealed the 94-85 win over Canisius on Dec. 3... Netted 17 points and connected on five three pointers in a win over Niagara on Nov. 5... Held to just six points but took three charges to help the Gaels defensively at Long Island on Dec. 8... Scored 15 of his 16 points in the first half and converted three three-pointers in a win over Fairleigh Dickinson on Dec. 11... Had his third 20+

point effort of his career with 22 points at No. 5 Syracuse on Dec. 18. Drained five three-pointers in a game for the fourth time this season and had a school record 16 three-point attempts in the contest... Had 11 points including a three-pointer with 16 seconds left to cut a 21-point second half deficit to one vs. Vermont on Dec. 22... Extended his double-digit point streak to four with 16 points in win over Hofstra on Dec. 29... Matched his career-long streak with the assistance of a 4-for-5 effort from three-point land... Held without a field goal at Rider for just the sixth time in 49 career games... Had back-to-back 10+ point efforts on the "Buffalo Swing" with 12 points at Niagara on Jan. 21 and 13 points at Niagara on Jan. 23... Had a third-straight double-digit point effort vs. Rider with a team-high 17 points on Jan. 27... Was 0-for-4 from the field and was held scoreless at Fairfield on Feb. 4... Missed the entire week of practice leading up to the game with a concussion... Scored a team-high 17 points with five three-point field goals in the win at Liberty on Feb. 19... Led the Gaels with 14 points and four more three-pointers at Saint Peter's on Feb. 25... Had nine points in the regular-season finale vs. Fairfield on Feb. 27... Posted 16 points with the help of a 4-for-8 performance from behind the arc in the Gaels' quarterfinal round win over Siena on Mar. 5... Appeared in 17 minutes vs. Rider on Mar. 6 before leaving the game with a shoulder injury in the second half... Made the start in the championship game vs. Saint Peter's on Mar. 7 but re-injured the shoulder midway through the first half and was unable to return...

# 33 • KYLE SMYTH

## 2010-11 GAME-BY-GAME STATISTICS


Opponent	Date	gs	min	Total		3-Pointers		Free throws		Rebounds												
				fg-fga	pct	3fg-fga	pct	ft-fa	pct	off	def	tot	avg	pf	a	t/o	blk	stl	pts	avg		
vs Kent State	11/12/10	*	27	3-5	.600	2-4	.500	0-0	.000	0	0	0	0.0	2	0	1	0	0	8	8.0		
at Cleveland State	11/13/10	*	25	0-2	.000	0-2	.000	0-0	.000	0	2	2	1.0	2	0	1	1	0	0	4.0		
vs Bryant	11/14/10	*	36	4-7	.571	2-5	.400	4-5	.800	0	2	2	1.3	2	1	3	0	2	14	7.3		
RICHMOND	11/18/10	*	37	4-11	.364	0-5	.000	0-0	.000	1	1	2	1.5	4	1	1	0	0	8	7.5		
at Albany	11/23/10	*	34	10-15	.667	8-13	.615	1-1	1.000	0	2	2	1.6	0	3	2	1	2	29	11.8		
at Norfolk State	11/30/10	*	34	5-9	.556	5-8	.625	3-4	.750	1	0	1	1.5	4	0	0	0	1	18	12.8		
CANISIUS	12/03/10	*	38	5-11	.455	2-7	.286	0-0	.000	1	3	4	1.9	1	2	1	0	1	12	12.7		
NIAGARA	12/05/10	*	27	6-8	.750	5-7	.714	0-2	.000	1	3	4	2.1	3	0	0	0	3	17	13.3		
at Long Island	12/08/10	*	22	2-8	.250	1-5	.200	1-2	.500	1	2	3	2.2	4	2	0	0	2	6	12.4		
FAIRLEIGH DICKINSON	12/11/10	*	32	5-8	.625	3-5	.600	3-5	.600	0	2	2	2.2	0	2	0	0	1	16	12.8		
at Syracuse	12/18/10	*	38	7-18	.389	5-16	.313	3-3	1.000	0	1	1	2.1	4	1	0	0	1	22	13.6		
VERMONT	12/22/10	*	30	4-14	.286	3-9	.333	0-0	.000	0	1	1	2.0	2	0	0	0	1	11	13.4		
HOFSTRA	12/29/10	*	32	5-6	.833	4-5	.800	2-2	1.000	0	1	1	1.9	1	1	0	0	2	16	13.6		
at Siena	01/03/11	*	29	2-7	.286	1-6	.167	0-0	.000	1	1	2	1.9	2	0	0	0	1	5	13.0		
SAINT PETER'S	01/07/11	*	28	2-6	.333	1-3	.333	2-4	.500	0	3	3	2.0	3	2	2	0	1	7	12.6		
LOYOLA	01/09/11	*	32	3-6	.500	1-4	.250	1-1	1.000	0	2	2	2.0	1	2	0	0	2	8	12.3		
at Rider	01/14/11	*	23	0-5	.000	0-4	.000	2-2	1.000	0	2	2	2.0	0	1	0	0	0	2	11.7		
MARIST	01/16/11	*	21	3-7	.429	2-6	.333	0-0	.000	1	0	1	1.9	0	2	1	0	1	8	11.5		
at Niagara	01/21/11	*	28	4-7	.571	2-4	.500	2-4	.500	0	2	2	1.9	4	1	1	0	5	12	11.5		
at Canisius	01/23/11	*	34	4-12	.333	3-8	.375	2-2	1.000	2	4	6	2.2	3	1	0	0	0	13	11.6		
RIDER	01/27/11	*	31	7-13	.538	3-9	.333	0-0	.000	0	5	5	2.3	4	2	1	0	0	17	11.9		
at Loyola	01/30/11	*	36	2-5	.400	2-5	.400	1-3	.333	0	1	1	2.2	3	0	1	0	1	7	11.6		
at Fairfield	02/04/11	*	16	0-4	.000	0-4	.000	0-0	.000	0	0	0	2.1	2	0	0	0	1	0	11.1		
MANHATTAN	02/07/11	*	20	3-8	.375	2-4	.500	0-0	.000	3	2	5	2.3	2	1	1	0	0	8	11.0		
SIENA	02/11/11	*	26	2-6	.333	2-5	.400	0-0	.000	1	2	3	2.3	0	3	1	0	1	6	10.8		
at Marist	02/13/11	*	11	1-5	.200	1-4	.250	0-1	.000	0	1	1	2.2	3	2	0	0	1	3	10.5		
at Manhattan	02/16/11	*	13	0-2	.000	0-2	.000	0-0	.000	0	1	1	2.2	0	0	0	0	0	0	10.1		
at Liberty	02/19/11	*	36	6-10	.600	5-9	.556	0-1	.000	1	4	5	2.3	2	1	2	0	1	17	10.4		
at Saint Peter's	02/25/11	*	23	5-7	.714	4-6	.667	0-0	.000	1	3	4	2.3	5	1	0	0	0	14	10.5		
FAIRFIELD	02/27/11	*	25	3-5	.600	1-3	.333	2-2	1.000	0	1	1	2.3	3	1	0	0	1	9	10.4		
vs Siena	03/05/11	*	30	5-9	.556	4-8	.500	2-2	1.000	1	2	3	2.3	0	4	0	0	2	16	10.6		
vs Rider	03/06/11	*	17	2-7	.286	1-6	.167	0-0	.000	2	3	5	2.4	0	2	1	0	2	5	10.4		
vs Saint Peter's	03/07/11	*	9	0-0	.000	0-0	.000	0-0	.000	0	0	0	2.3	1	0	0	0	0	0	10.1		
Totals			33	900	114-253	.451	75-191	.393	31-46	.674	18	59	77	2.3	67	39	20	2	36	334	10.1	

Games played: 33  
 Minutes/game: 27.3  
 Points/game: 10.1  
 FG Pct: 45.1  
 3FG Pct: 39.3  
 FT Pct: 67.4

Rebounds/game: 2.3  
 Assists/game: 1.2  
 Turnovers/game: 0.6  
 Assist/turnover ratio: 2.0  
 Steals/game: 1.1  
 Blocks/game: 0.1

## CAREER STATISTICS

			Total		3-Point		F-Throws		Rebounds											Scoring	
Season	gp-gs	min/avg	fg-fga	pct	fg-fga	pct	ft-fa	pct	off	def	tot	avg	pf	fo	ast	to	blk	stl	pts	avg	
2008-09	1-0	17/17.0	2-5	.400	2-5	.400	0-0	.000	0	1	1	1.0	2	0	0	2	0	1	6	6.0	
2009-10	31-28	789/25.5	79-186	.425	51-120	.425	41-57	.719	21	73	94	3.0	68	1	42	26	10	36	250	8.1	
2010-11	33-33	900/27.3	114-253	.451	75-191	.393	31-46	.674	18	59	77	2.3	67	1	39	20	2	36	334	10.1	
TOTAL	65-61	1706/26.2	195-444	.439	128-316	.405	72-103	.699	39	133	172	2.6	137	2	81	48	12	73	590	9.1	



35 • JAYON JAMES

FRESHMAN • GUARD-FORWARD • 6-6 • 225 • PATERSON, NJ

0.5 PPG, 0.8 RPG, 0.9 APG, 22.2 FG%, 40.0 FT%

First-year guard/forward that will see action in Iona's lineup off the bench... Versatile performer that has the ability to play four different positions in the Gaels' lineup... Will play the hybrid "point-forward" position for the Gaels at times... One of the best passers on the team... Possesses tremendous court vision, ball-handling skills and play-making ability... The last Division I recruit to come from New Jersey basketball powerhouse and recently closed Paterson Catholic High School.

AS A FRESHMAN (2010-11)

Sat out the first 20 contests of the season while recovering from a foot injury suffered in preseason practice... Was the first performer off the bench for the Gaels in his season-debut vs. Rider on Jan. 27... Was 0-for-3 from the field but had a free throw, two rebounds, a block and a steal vs. the Broncs... Tallied his first collegiate field goal in a win over Siena on Feb. 11... Also scored two points and had two rebounds at Marist on Feb. 13... Had two assists and two rebounds in season-high 14 minutes at Manhattan on Feb. 16... Dished out three assists in the final four minutes of a 94-64 win in the quarterfinal round of the MAAC Championship vs. Siena on Mar. 6.

Season/Career Highs

Points .....	2, twice (at Marist - 2/13/11)
Rebounds.....	2, three times (at Manhattan - 2/16/11)
Field Goals .....	1, twice (at Marist - 2/13/11)
3-Pt. FG .....	0
Free Throws .....	1, twice (vs. Siena - 3/5/11)
Assists .....	3, vs. Siena (3/5/11)
Blocks.....	1, twice (vs. Manhattan - 2/7/11)
Steals.....	1, four times (vs. Siena - 3/5/11)
Minutes .....	14, at Manhattan (2/16/11)

# 35 • JAYON JAMES

## 2010-11 GAME-BY-GAME STATISTICS

Opponent	Date	gs	min	Total		3-Pointers		Free throws		Rebounds				pf	a	t/o	blk	stl	pts	avg
				fg-fga	pct	3fg-fga	pct	ft-fta	pct	off	def	tot	avg							
RIDER	01/27/11		12	0-3	.000	0-2	.000	1-2	.500	1	1	2	2.0	1	0	2	1	1	1	1.0
at Loyola	01/30/11		9	0-1	.000	0-0	.000	0-0	.000	0	0	0	1.0	3	0	0	0	0	0	0.5
at Fairfield	02/04/11		5	0-1	.000	0-0	.000	0-0	.000	0	0	0	0.7	1	0	1	0	0	0	0.3
MANHATTAN	02/07/11		8	0-1	.000	0-0	.000	0-0	.000	0	1	1	0.8	3	0	2	1	0	0	0.3
SIENA	02/11/11		3	1-1	1.000	0-0	.000	0-0	.000	0	0	0	0.6	1	0	0	0	0	2	0.6
at Marist	02/13/11		9	1-1	1.000	0-0	.000	0-0	.000	1	1	2	0.8	0	0	0	0	1	2	0.8
at Manhattan	02/16/11		14	0-0	.000	0-0	.000	0-0	.000	0	2	2	1.0	2	2	3	0	0	0	0.7
at Liberty	02/19/11		2	0-1	.000	0-1	.000	0-0	.000	0	0	0	0.9	0	1	0	0	1	0	0.6
at Saint Peter's	02/25/11		5	0-0	.000	0-0	.000	0-1	.000	0	1	1	0.9	0	0	1	0	0	0	0.6
vs Siena	03/05/11		4	0-0	.000	0-0	.000	1-2	.500	0	0	0	0.8	0	3	1	0	1	1	0.6
vs Rider	03/06/11		3	0-0	.000	0-0	.000	0-0	.000	0	1	1	0.8	0	0	0	0	0	0	0.5
Totals		0	74	2-9	.222	0-3	.000	2-5	.400	2	7	9	0.8	11	6	10	2	4	6	0.5

Games played: 11

Minutes/game: 6.7

Points/game: 0.5

FG Pct: 22.2

3FG Pct: 0.0

FT Pct: 40.0

Rebounds/game: 0.8

Assists/game: 0.5

Turnovers/game: 0.9

Assist/turnover ratio: 0.6


Steals/game: 0.4

Blocks/game: 0.2

## CAREER STATISTICS

Season	gp-gs	min/avg	Total		3-Point		F-Throws		Rebounds				pf	fo	ast	to	blk	stl	Scoring	
			fg-fga	pct	fg-fga	pct	ft-fta	pct	off	def	tot	avg							pts	avg
2010-11	11-0	74/6.7	2-9	.222	0-3	.000	2-5	.400	2	7	9	0.8	11	0	6	10	2	4	6	0.5
TOTAL	11-0	74/6.7	2-9	.222	0-3	.000	2-5	.400	2	7	9	0.8	11	0	6	10	2	4	6	0.5





# 44 • CHRIS PELCHER

SOPHOMORE • FORWARD/CENTER • 6-10 • 240 • ALBANY, NY

3.0 PPG, 1.9 RPG, 0.3 APG, 60.7 FG%, 57.9 FT%

*Second-year post player that sees time in the Gaels front court, adding tremendous size and athleticism to the Gaels front line... Appeared in 31 games and made one start for Iona in his sophomore campaign... Averaged 3.0 points and 1.9 rebounds in 9.1 minutes per game... Had two games with double-digit points including 12 vs. Fairleigh Dickinson on Dec. 11 and 13 at Manhattan on Feb. 16... Big, strong performer that will see action at the power forward and center positions as a rookie... Physical player who is not afraid to throw his body around on the offensive end... Hard-nosed defensive style makes him a tough one-on-one defender in the post.*

## Career Highs

Points ..... 13, at Manhattan (2/16/11)  
Rebounds ..... 6, twice (vs. Fairfield - 2/27/11)  
Field Goals ..... 5, vs. Fairleigh Dickinson (12/11/10)  
3-Pt. FG ..... 0  
Free Throws ..... 6, vs. Niagara (12/5/10)  
Assists ..... 2, three times (at Liberty - 2/19/11)  
Blocks ..... 3, vs. Bryant (11/14/10)  
Steals ..... 2, at Manhattan (2/16/11)  
Minutes ..... 20, at Manhattan (2/16/11)

## Season Highs

Points ..... 13, at Manhattan (2/16/11)  
Rebounds ..... 6, twice (vs. Fairfield - 2/27/11)  
Field Goals ..... 5, vs. Fairleigh Dickinson (12/11/10)  
3-Pt. FG ..... 0  
Free Throws ..... 6, vs. Niagara (12/5/10)  
Assists ..... 2, three times (at Liberty - 2/19/11)  
Blocks ..... 3, vs. Bryant (11/14/10)  
Steals ..... 2, at Manhattan (2/16/11)  
Minutes ..... 20, at Manhattan (2/16/11)

## AS A SOPHOMORE (2010-11)

Scored four points and grabbed four rebounds in 19 minutes vs. Bryant on Nov. 14... Did not make the trip to Norfolk State on Nov. 30 due to an illness... Set a career-high eight points while adding four rebounds in 16 minutes off the bench vs. Niagara on Dec. 5... Upped the total to 12 points on 5-of-8 shooting in a win over Fairleigh Dickinson on Dec. 11... Also grabbed three rebounds off the bench while matching his career-high with 19 minutes played... Had seven points with three rebounds in win over Hofstra on Dec. 29... Shot 3-for-4 from the field... Posted four points and two rebounds with an assist and a block in 11 minutes vs. Saint Peter's on Jan. 7... Grabbed a career-high six rebounds vs. Marist on Jan. 16... Had four points and three rebounds in 11 minutes at Canisius on Jan. 23... Sat out vs. Rider on Jan. 27 with a foot injury... Earned his second collegiate start at Fairfield on Feb. 4... Scored six critical second half points to help lead Iona to a victory at Marist on Feb. 13... Posted a career-high 13 points on 4-of-5 shooting from the field and added five rebounds in win at Manhattan on Feb. 16... Scored six points and matched his career-high with six rebounds in the regular season finale vs. Fairfield on Feb. 27... Netted nine points and had three rebounds in 14 minutes in a MAAC semifinal win over Rider on Mar. 6.

# 44 • CHRIS PELCHER

## 2010-11 GAME-BY-GAME STATISTICS

Opponent	Date	gs	min	Total		3-Pointers		Free throws		Rebounds				pf	a	t/o	blk	stl	pts	avg
				fg-fga	pct	3fg-fga	pct	ft-fa	pct	off	def	tot	avg							
vs Kent State	11/12/10		3	0-0	.000	0-0	.000	0-0	.000	0	0	0	0.0	0	0	0	0	0	0	0.0
at Cleveland State	11/13/10		3	0-0	.000	0-0	.000	0-0	.000	0	0	0	0.0	1	0	0	0	0	0	0.0
vs Bryant	11/14/10		19	1-1	1.000	0-0	.000	2-2	1.000	1	3	4	1.3	3	0	2	3	0	4	1.3
RICHMOND	11/18/10		8	0-0	.000	0-0	.000	0-0	.000	0	0	0	1.0	1	0	1	0	0	0	1.0
at Albany	11/23/10		13	1-2	.500	0-0	.000	1-3	.333	1	1	2	1.2	2	0	2	1	0	3	1.4
CANISIUS	12/03/10		1	0-0	.000	0-0	.000	0-0	.000	0	0	0	1.0	0	0	0	0	0	0	1.2
NIAGARA	12/05/10		16	1-3	.333	0-0	.000	6-6	1.000	0	4	4	1.4	3	1	0	1	1	8	2.1
at Long Island	12/08/10		4	1-1	1.000	0-0	.000	0-0	.000	0	1	1	1.4	3	0	0	0	0	2	2.1
FAIRLEIGH DICKINSON	12/11/10		19	5-8	.625	0-0	.000	2-4	.500	3	1	4	1.7	3	1	1	0	1	12	3.2
at Syracuse	12/18/10		2	0-0	.000	0-0	.000	0-0	.000	0	0	0	1.5	1	0	0	0	0	0	2.9
VERMONT	12/22/10		6	0-2	.000	0-0	.000	0-0	.000	0	0	0	1.4	0	0	0	1	0	0	2.6
HOFSTRA	12/29/10		10	3-4	.750	0-0	.000	1-2	.500	2	1	3	1.5	1	2	0	0	0	7	3.0
at Siena	01/03/11		7	1-2	.500	0-0	.000	0-0	.000	1	1	2	1.5	2	0	0	1	1	2	2.9
SAINT PETER'S	01/07/11		11	2-2	1.000	0-0	.000	0-0	.000	0	2	2	1.6	3	1	0	1	0	4	3.0
LOYOLA	01/09/11		9	1-2	.500	0-0	.000	0-1	.000	1	4	5	1.8	1	0	0	1	0	2	2.9
at Rider	01/14/11		7	0-0	.000	0-0	.000	0-0	.000	0	0	0	1.7	2	0	1	0	0	0	2.8
MARIST	01/16/11		17	1-3	.333	0-0	.000	2-4	.500	3	3	6	1.9	4	0	1	1	0	4	2.8
at Niagara	01/21/11		1	0-0	.000	0-0	.000	0-0	.000	0	0	0	1.8	1	0	0	0	0	0	2.7
at Canisius	01/23/11		11	2-5	.400	0-0	.000	0-0	.000	1	2	3	1.9	0	1	0	0	0	4	2.7
at Loyola	01/30/11		14	1-2	.500	0-0	.000	2-4	.500	0	1	1	1.9	4	1	1	0	0	4	2.8
at Fairfield	02/04/11	*	6	0-1	.000	0-0	.000	0-0	.000	0	0	0	1.8	0	0	0	0	0	0	2.7
MANHATTAN	02/07/11		1	0-0	.000	0-0	.000	0-0	.000	0	1	1	1.7	0	0	0	0	0	0	2.5
SIENA	02/11/11		3	0-1	.000	0-0	.000	0-0	.000	0	0	0	1.7	0	0	0	0	0	0	2.4
at Marist	02/13/11		10	3-4	.750	0-0	.000	0-0	.000	1	1	2	1.7	1	0	0	0	0	6	2.6
at Manhattan	02/16/11		20	4-5	.800	0-0	.000	5-8	.625	2	3	5	1.8	1	2	0	2	2	13	3.0
at Liberty	02/19/11		6	0-0	.000	0-0	.000	0-0	.000	1	1	2	1.8	3	2	0	0	0	0	2.9
at Saint Peter's	02/25/11		12	1-2	.500	0-0	.000	0-0	.000	1	2	3	1.9	1	0	0	0	0	2	2.9
FAIRFIELD	02/27/11		11	3-3	1.000	0-0	.000	0-1	.000	2	4	6	2.0	3	0	0	1	0	6	3.0
vs Siena	03/05/11		12	1-2	.500	0-0	.000	0-0	.000	0	0	0	1.9	4	0	1	0	0	2	2.9
vs Rider	03/06/11		14	4-4	1.000	0-0	.000	1-3	.333	2	1	3	2.0	0	0	1	0	0	9	3.1
vs Saint Peter's	03/07/11		5	1-1	1.000	0-0	.000	0-0	.000	0	1	1	1.9	0	0	0	0	0	2	3.1
at Valparaiso	03/16/11		11	0-1	.000	0-0	.000	0-0	.000	0	2	2	1.9	2	0	0	1	0	0	3.0
Totals		1	292	37-61	.607	0-0	.000	22-38	.579	22	40	62	1.9	50	11	11	14	5	96	3.0

Games played: 32

Minutes/game: 9.1

Points/game: 3.0

FG Pct: 60.7

FT Pct: 57.9

Rebounds/game: 1.9

Assists/game: 0.3

Turnovers/game: 0.3

Assist/turnover ratio: 1.0

Steals/game: 0.2

Blocks/game: 0.4

## CAREER STATISTICS

			Total		3-Point		F-Throws		Rebounds											Scoring	
Season	gp-gs	min/avg	fg-fga	pct	fg-fga	pct	ft-fa	pct	off	def	tot	avg	pf	fo	ast	to	blk	stl	pts	avg	
2009-10	20-1	124/6.2	15-28	.536	0-0	.000	7-14	.500	10	19	29	1.5	22	0	2	4	2	4	37	1.9	
2010-11	32-1	292/9.1	37-61	.607	0-0	.000	22-38	.579	22	40	62	1.9	50	0	11	11	14	5	96	3.0	
TOTAL	52-2	416/8.0	52-89	.584	0-0	.000	29-52	.558	32	59	91	1.8	72	0	13	15	16	9	133	2.6	

# Individual Records - Career Records (Players in Maroon and **Bold** Active)

## Scoring

Rnk	Name	Points
1.	Steve Burt '84	2,534
2.	Steve Burt '06	2,034
3.	Gary Springer '84	1,866
4.	Jeff Ruland	1,855
5.	Tariq Kirksay	1,815
6.	Kevin Bass	1,729
7.	Glenn Vickers	1,644
8.	Richie Simmonds	1,631
9.	Mindaugas Timinskas	1,617
10.	Sean Green	1,550
11.	Greg Jenkins	1,487
12.	Dyree Wilson	1,449
13.	Rory Grimes	1,440
14.	Dave Brown	1,438
15.	Bob Coleman	1,435
16.	Ricky Soliver	1,413
17.	Kevin Hamilton	1,412
18.	Richie Guerin	1,375
19.	Mikkel Larsen	1,351
20.	Warren Isaac	1,331
21.	Kashif Hameed	1,276
22.	Tony Hargraves	1,232
23.	<b>Scott Machado</b>	<b>1,135</b>
24.	Nakiea Miller	1,122
25.	Ray Hyland	1,105
26.	Bob McMahon	1,083
27.	Art Wiggins	1,082
28.	Greg Barr	1,066
29.	Phil Grant	1,039
30.	Joe Bernardi	1,029
31.	John O' Hagan	1,005
32.	Bryan Matthew	982
	Courtney Fields	982
34.	Ralph Savarese	889
35.	Nestor Payne	888
36.	Maceo Wofford	868
37.	Jim Raysor	865
38.	Tom Qualter	838
39.	Shawn Worthly	826
40.	Gary Springer '09	825
41.	Milan Prodanovic	823
42.	<b>Rashon Dwight</b>	<b>819</b>
43.	Alvin Lott	809
44.	Kiril Wachsmann	802
45.	Marvin McCullough	793
46.	Danny Doyle	792
47.	George Carter	780
48.	Danny Golembiewski	778
49.	<b>Alejo Rodriguez</b>	<b>775</b>
50.	Jeff Wilder	773

## Scoring Average

Rnk	Name	Points
1.	Warren Isaac	21.5
2.	Steve Burt '84	20.9
3.	Jeff Ruland	20.8
4.	Richie Guerin	19.9
5.	Sean Green	19.1
6.	Derrick Canada	18.4
7.	<b>Mike Glover</b>	<b>18.2</b>
8.	Kevin Bass	17.6
9.	Steve Burt '06	17.0
10.	Joe Bernardi	16.9
	Art Wiggins	16.9

## Field Goals

Rnk	Name	Field Goals
1.	Steve Burt '84	1,003
2.	Gary Springer	721
3.	Jeff Ruland	717
4.	Steve Burt '06	672
5.	Kevin Bass	657
6.	Richie Simmonds	641
7.	Tariq Kirksay	619
8.	Sean Green	599
9.	Bob Coleman	585
10.	Kevin Hamilton	582

## Field Goal Attempts

Rnk	Name	Attempts
1.	Steve Burt '84	1,923
2.	Steve Burt '06	1,543
3.	Kevin Bass	1,407
4.	Gary Springer	1,386
5.	Sean Green	1,349
6.	Richie Simmonds	1,280
7.	Mindaugas Timinskas	1,276
8.	Tariq Kirksay	1,253
9.	Kevin Hamilton	1,230
10.	Rory Grimes	1,185

## Field Goal Percentage

(Min. 200 attempts)

Rnk	Name	Percentage
1.	Jeff Ruland	.635
2.	Harry Hart	.628
3.	<b>Alejo Rodriguez</b>	<b>.608</b>
	<b>Mike Glover</b>	<b>.608</b>
5.	Steve Smith	.600
6.	Nakiea Miller	.582
7.	Anthony Bruin	.581
8.	Bob Coleman	.569
9.	Steve Smith	.564
10.	Arnie Russell	.563

## Three-Point Field Goals

Rnk	Name	Field Goals
1.	Steve Burt '06	263
2.	Milan Prodanovic	165
3.	Ricky Soliver	153
4.	Maceo Wofford	139
5.	<b>Jermel Jenkins</b>	<b>131</b>
	Sean Green	131
7.	<b>Kyle Smyth</b>	<b>128</b>
8.	Mindaugas Timinskas	122
9.	Leland Norris	117
10.	Tariq Kirksay	113

## 3-Point Field Goal Attempts

Rnk	Name	Attempts
1.	Steve Burt '06	671
2.	Milan Prodanovic	496
3.	Ricky Soliver	418
4.	Sean Green	400
5.	Mindaugas Timinskas	383
6.	Phil Grant	363
7.	<b>Jermel Jenkins</b>	<b>350</b>
8.	Maceo Wofford	346
9.	Tariq Kirksay	321
10.	<b>Kyle Smyth</b>	<b>316</b>

## 3-Point Field Goal Percentage

Rnk	Name	Percentage
1.	Alvin Lott	.417
2.	<b>Kyle Smyth</b>	<b>.405</b>
3.	<b>Sean Armand</b>	<b>.403</b>
4.	Maceo Wofford	.402
5.	Richie Simmonds	.395
6.	Steve Burt '06	.392
	Joey Johnson	.392
8.	Leland Norris	.391
9.	Chip Langdon	.390
10.	Bashkim Mustafaj	.387

## Free Throw Attempts

Rnk	Name	Attempts
1.	Steve Burt	727
2.	Glenn Vickers	716
3.	Gary Springer	655
4.	Tariq Kirksay	639
5.	Jeff Ruland	619
6.	Dyree Wilson	591
7.	Kevin Bass	569
8.	Joe Bernardi	547
9.	Greg Jenkins	545

## Free Throws Made

Rnk	Name	Free Throws
1.	Glenn Vickers	564
2.	Steve Burt '84	528
3.	Tariq Kirksay	464
4.	Steve Burt '06	427
5.	Gary Springer	424
6.	Jeff Ruland	421
7.	Kevin Bass	415
8.	Richie Guerin	413
9.	Dyree Wilson	405
10.	Joe Bernardi	377

## Free Throw Percentage

(Min. 150 attempts)

Rnk	Name	Percentage
1.	Dave Budd	.849
2.	Steve Burt '06	.831
3.	Kevin Hamilton	.821
4.	Gary Torigian	.814
5.	Bryan Matthew	.795
	John McDonald	.795
7.	Arnie Russell	.794
8.	Glenn Vickers	.787
9.	Derrick Canada	.786
10.	Greg Barr	.784

## Rebounds

Rnk	Name	Rebounds
1.	Warren Isaac	1,124
2.	Jeff Ruland	1,067
3.	Gary Springer	1,021
4.	Tariq Kirksay	926
5.	Dave Brown	910
	Ray Hyland	910
7.	Bernie Socha	772
8.	Bob Coleman	766
9.	Greg Jenkins	753
10.	Mindaugas Timinskas	719

## Rebounding Average

Rnk	Name	Average
1.	Warren Isaac	18.1
2.	Ray Hyland	13.2
3.	Jeff Ruland	12.0
4.	Bernie Socha	11.4
5.	George Carter	11.3
	Jim Raysor	11.3
7.	Bill McGugins	10.8
8.	<b>Mike Glover</b>	<b>10.2</b>
8.	Larry Blaney	9.5
9.	Dave Brown	8.5

## Assists

Rnk	Name	Assists
1.	Rory Grimes	558
2.	Tony Hargraves	539
3.	<b>Scott Machado</b>	<b>526</b>
4.	Glenn Grant	484
5.	Marvin McCullough	481
6.	Ricky Soliver	441
7.	Glenn Vickers	432
8.	Jason Young	397
9.	Steve Burt	301
10.	Tony Iati	293

## Blocks

Rnk	Name	Blocks
1.	Nakiea Miller	249
2.	Kashif Hameed	209
3.	Greg Jenkins	203
4.	Kevin Vesey	184
	Mikkel Larsen	184
6.	Gary Springer	164
7.	Harry Hart	147
8.	Anthony Bruin	134
	Jeff Ruland	134
10.	Kevin Cooper	128

## Steals

Rnk	Name	Steals
1.	Rory Grimes	241
2.	Steve Burt	211
	Tony Hargraves	211
4.	Ricky Soliver	210
5.	Tariq Kirksay	207
6.	Marvin McCullough	182
7.	Gary Springer	145
8.	Maceo Wofford	144
9.	<b>Rashon Dwight</b>	<b>143</b>
10.	Sean Green	132
	Courtney Fields	132

## Games

Rnk	Name	Games
1.	Bob Coleman	127
2.	Greg Jenkins	126
	Tony Hargraves	126
4.	Phil Grant	124
	Rory Grimes	124
6.	Dyree Wilson	123
	Tariq Kirksay	123
8.	<b>Rashon Dwight</b>	<b>122</b>
	Milan Prodanovic	122
10.	Steve Burt '84	121
	Gary Springer '84	121

## Fouls

Rnk	Name	Fouls
1.	Gary Springer	442
2.	Mindaugas Timinskas	396
3.	Greg Jenkins	383
4.	Tony Hargraves	376
5.	Kevin Cooper	342
6.	Steve Burt	337
7.	Bob Coleman	332
8.	Kashif Hameed	330
9.	<b>Alejo Rodriguez</b>	<b>321</b>
10.	Dave Brown	317

## Disqualifications

Rnk	Name	Disqualifications
1.	Gary Springer	31
2.	Mindaugas Timinskas	29
3.	Greg Jenkins	26
4.	Tony Hargraves	19
	Kevin Cooper	19
6.	Steve Burt	18
7.	Courtney Fields	17
8.	Kashif Hameed	16
9.	Jeff Wilder	15
10.	Wally McCarvill	14

## Turnovers

Rnk	Name	Turnovers
1.	Steve Burt '84	414
2.	Rory Grimes	384
3.	Dyree Wilson	342
4.	Tony Hargraves	334
	Jeff Ruland	334
6.	<b>Scott Machado</b>	<b>323</b>
7.	Gary Springer	314
8.	Steve Burt '06	310
9.	Mindaugas Timinskas	300
10.	Marvin McCullough	291

# Individual Records - 1,000 Point Scorers

## 1. Steve Burtt '84

Year	G	FG/FGA	FG%	FT/FTA	FT%	PTS	AVG
1980-81	28	149/309	.482	83/126	.659	381	13.6
1981-82	31	251/496	.506	182/251	.725	684	22.1
1982-83	31	294/544	.540	132/171	.772	720	23.2
1983-84	31	309/574	.538	131/179	.732	749	24.2
Totals	121	1,003/1,923	.522	528/727	.726	2,534	20.9

## 2. Steve Burtt '06

Year	G	FG/FGA	FG%	FT/FTA	FT%	PTS	AVG
2002-03	29	89/208	.428	50/60	.833	266	9.2
2003-04	29	139/319	.436	64/78	.821	391	13.5
2004-05	31	186/437	.426	145/172	.843	597	19.3
2005-06	31	258/579	.446	168/204	.824	780	25.2
Totals	120	672/1543	.436	427/514	.831	2,034	17.0

## 3. Gary Springer

Year	G	FG/FGA	FG%	FT/FTA	FT%	PTS	AVG
1980-81	29	231/433	.533	115/180	.639	577	19.9
1981-82	30	178/369	.482	113/181	.624	469	15.6
1982-83	31	159/309	.515	94/144	.653	412	13.3
1983-84	31	153/275	.556	102/150	.680	408	13.2
Totals	121	721/1,386	.520	424/655	.647	1,866	15.4

## 4. Jeff Ruland

Year	G	FG/FGA	FG%	FT/FTA	FT%	PTS	AVG
1977-78	26	228/384	.689	124/180	.689	580	22.3
1978-79	29	233/347	.671	124/172	.721	590	20.3
1979-80	34	256/399	.642	173/267	.648	685	20.1
Totals	89	717/1,130	.635	421/619	.680	1,855	20.8

## 5. Tariq Kirksay

Year	G	FG/FGA	FG%	FT/FTA	FT%	PTS	AVG
1996-97	30	113/244	.463	102/140	.729	355	11.8
1997-98	33	163/334	.488	108/164	.659	469	14.2
1998-99	30	147/291	.505	101/139	.727	415	13.8
1999-00	30	196/384	.508	153/196	.781	576	19.2
Totals	123	619/1,253	.494	464/639	.727	1,814	14.7

## 6. Kevin Bass

Year	G	FG/FGA	FG%	FT/FTA	FT%	PTS	AVG
1973-74	24	142/350	.406	85/117	.726	369	15.4
1974-75	23	211/450	.469	123/171	.719	545	23.7
1975-76	26	177/343	.516	132/178	.742	486	18.7
1976-77	25	127/264	.481	75/103	.728	329	13.2
Totals	98	657/1,407	.467	415/569	.729	1,729	17.6

## 7. Glenn Vickers

Year	G	FG/FGA	FG%	FT/FTA	FT%	PTS	AVG
1976-77	25	145/296	.490	157/200	.726	447	17.9
1977-78	27	175/341	.513	120/158	.759	470	17.4
1978-79	29	114/268	.425	112/144	.778	340	11.7
1979-80	33	106/247	.429	175/214	.818	387	11.7
Totals	114	540/1,152	.469	564/716	.788	1,644	14.4

## 8. Richie Simmonds

Year	G	FG/FGA	FG%	FT/FTA	FT%	PTS	AVG
1984-85	31	110/230	.478	89/123	.724	309	10.0
1985-86	29	145/299	.485	75/125	.600	365	12.6
1986-87	30	215/429	.501	82/127	.646	521	17.4
1987-88	27	171/322	.531	71/112	.634	436	16.2
Totals	117	641/1,280	.501	317/487	.651	1,631	13.9

## 9. Mindaugas Timinskas

Year	G	FG/FGA	FG%	FT/FTA	FT%	PTS	AVG
1993-94	27	104/230	.452	35/60	.583	273	10.1
1994-95	27	154/328	.470	70/106	.660	403	14.9
1995-96	29	138/326	.423	94/120	.783	396	13.7
1996-97	30	182/392	.464	140/185	.757	545	13.2
Totals	113	578/1,276	.452	339/471	.696	1,617	13.0

## 10. Sean Green

Year	G	FG/FGA	FG%	FT/FTA	FT%	PTS	AVG
1988-89	23	119/291	.409	37/55	.673	301	13.1
1989-90	28	215/508	.423	71/104	.683	553	19.7
1990-91	30	265/550	.482	113/149	.758	696	23.2
Totals	81	599/1,349	.444	221/308	.717	1,550	19.1

## 11. Greg Jenkins

Year	G	FG/FGA	FG%	FT/FTA	FT%	PTS	AVG
2000-01	32	115/198	.581	45/67	.672	275	8.6
2001-02	30	121/247	.490	80/119	.672	322	10.7
2002-03	5	25/45	.556	17/26	.654	67	13.4
2003-04	29	141/256	.551	69/134	.515	351	12.1
2004-05	28	163/292	.558	119/189	.630	445	15.6
Totals	124	565/1038	.544	330/535	.617	1,460	11.8

## 12. Dyree Wilson

Year	G	FG/FGA	FG%	FT/FTA	FT%	PTS	AVG
1998-99	30	99/218	.454	74/106	.698	272	9.1
1999-00	30	159/327	.486	119/184	.647	437	14.6
2000-01	33	151/341	.443	107/152	.704	412	12.5
2001-02	30	111/275	.404	105/149	.705	328	10.9
Totals	123	520/1,161	.448	405/591	.685	1,449	11.8

## 13. Rory Grimes

Year	G	FG/FGA	FG%	FT/FTA	FT%	PTS	AVG
1981-82	33	107/245	.437	84/119	.706	298	9.0
1982-83	29	104/241	.432	72/109	.661	280	9.7
1983-84	31	136/275	.495	77/109	.706	349	11.3
1984-85	31	210/424	.495	93/121	.769	513	16.5
Totals	124	557/1,185	.470	326/458	.712	1,440	11.6

## 14. Dave Brown

Year	G	FG/FGA	FG%	FT/FTA	FT%	PTS	AVG
1975-76	26	143/270	.530	100/143	.699	386	14.8
1976-77	25	150/246	.610	76/104	.731	376	15.0
1977-78	27	147/247	.595	67/91	.736	361	13.4
1978-79	29	125/251	.498	65/100	.650	315	10.9
Totals	107	565/1,014	.557	308/438	.703	1,438	13.4

## 15. Bob Coleman

Year	G	FG/FGA	FG%	FT/FTA	FT%	PTS	AVG
1981-82	33	120/196	.612	48/67	.716	288	8.7
1982-83	31	120/202	.594	60/78	.769	300	9.7
1983-84	4	22/36	.611	10/15	.667	54	13.5
1984-85	31	130/239	.544	42/72	.583	302	9.7
1985-86	28	193/356	.542	105/227	.463	491	17.5
Totals	127	585/1,029	.569	265/459	.577	1,435	11.3

## 16. Ricky Soliver

Year	G	FG/FGA	FG%	FT/FTA	FT%	PTS	AVG
2002-03	29	94/265	.355	76/102	.745	296	10.2
2003-04	22	76/177	.429	62/82	.756	249	11.3
2004-05	29	124/323	.384	83/113	.735	369	12.7
2005-06	31	169/385	.439	113/150	.753	499	16.1
Totals	111	463/1,150	.403	334/447	.747	1,413	12.7

## 17. Kevin Hamilton

Year	G	FG/FGA	FG%	FT/FTA	FT%	PTS	AVG
1976-77	24	116/255	.455	68/77	.883	300	12.5
1977-78	27	108/258	.419	59/76	.776	275	10.2
1978-79	29	154/300	.513	62/75	.827	370	12.8
1979-80	34	204/417	.488	59/74	.797	467	13.7
Totals	114	582/1,230	.473	248/302	.821	1,412	12.4

## 18. Richie Guerin

Year	G	FG/FGA	FG%	FT/FTA	FT%	PTS	AVG
1951-52	27	171/	N/A	122/	N/A	464	17.2
1952-53	21	139/282	.493	114/172	.663	392	18.7
1953-54	21	171/405	.422	177/249	.711	519	24.7
Totals	69	481/		413/		1,375	19.9

## 19. Mikkel Larsen

Year	G	FG/FGA	FG%	FT/FTA	FT%	PTS	AVG
1992-93	20	13/34	.382	8/16	.500	35	1.8
1993-94	27	182/374	.487	112/165	.679	476	17.6
1994-95	26	180/342	.526	95/137	.693	456	17.5
1995-96	29	150/363	.413	84/134	.627	384	13.2
Totals	102	525/1,113	.472	299/452	.662	1,351	13.2

## 20. Warren Isaac

Year	G	FG/FGA	FG%	FT/FTA	FT%	PTS	AVG
1962-63	19	133/260	.512	77/118	.653	343	18.1
1963-64	20	164/311	.527	111/152	.703	439	22.0
1964-65	23	210/419	.501	129/174	.741	549	23.9
Totals	62	507/990	.512	317/444	.714	1,331	21.5

## 21. Kashif Hameed

Year	G	FG/FGA	FG%	FT/FTA	FT%	PTS	AVG
1995-96	26	19/43	.442	13/30	.433	51	2.0
1996-97	30	131/238	.550	60/92	.652	323	10.8
1997-98	33	173/354	.489	158/215	.732	505	15.3
1998-99	29	135/290	.466	125/195	.641	397	13.7
Totals	118	458/925	.495	356/532	.669	1,276	10.8

## 22. Tony Hargraves

Year	G	FG/FGA	FG%	FT/FTA	FT%	PTS	AVG
1981-82	33	85/154	.552	76/114	.667	246	7.5
1982-83	31	95/190	.500	68/118	.576	258	8.3
1983-84	31	116/223	.520	79/126	.627	311	10.0
1984-85	31	167/267	.625	95/145	.655	417	13.5
Totals	126	463/834	.555	318/503	.632	1,232	9.8

## 23. Scott Machado

Year	G	FG/FGA	FG%	FT/FTA	FT%	PTS	AVG
2008-09	31	90/222	.405	93/134	.694	288	9.3
2009-10	31	117/290	.403	126/159	.792	388	12.4
2010-11	34	157/375	.419	106/159	.667	459	13.5



# Individual Records - Single Season Records

## Scoring

Rnk	Name	Year	Pts.
1.	Steve Burtt	2006	780
2.	Steve Burtt	1984	732
3.	Steve Burtt	1983	720
4.	Sean Green	1991	696
5.	Steve Burtt	1982	684
6.	Jeff Ruland	1980	648
7.	<b>Mike Glover</b>	<b>2011</b>	<b>619</b>
8.	Steve Burtt	2005	597
9.	Jeff Ruland	1979	590
10.	Jeff Ruland	1978	580

## Scoring Average

Rnk	Name	Year	Avg.
1.	Steve Burtt	2006	25.2
2.	Richie Guerin	1954	24.7
3.	Warren Isaac	1965	24.2
4.	Steve Burtt	1984	23.9
5.	Kevin Bass	1975	23.7
6.	Sean Green	1991	23.2
7.	Steve Burtt	1983	23.2
8.	Jeff Ruland	1978	22.3
9.	Steve Burtt	1982	22.1
10.	Warren Isaac	1964	22.0

## Field Goals

Rnk	Name	Year	FG
1.	Steve Burtt	1984	309
2.	Steve Burtt	1983	294
3.	Sean Green	1991	265
4.	Steve Burtt	2006	258
5.	Jeff Ruland	1980	256
6.	Steve Burtt	1982	251
7.	<b>Mike Glover</b>	<b>2011</b>	<b>236</b>
8.	Jeff Ruland	1979	233
9.	Gary Springer	1981	231
10.	Jeff Ruland	1978	228

## Field Goals Attempted

Rnk	Name	Year	FGA
1.	Steve Burtt	2006	579
2.	Steve Burtt	1984	574
3.	Sean Green	1991	550
4.	Steve Burtt	1983	544
5.	Sean Green	1990	508
6.	Steve Burtt	1982	496
7.	Kevin Bass	1975	450
8.	Steve Burtt	2005	437
9.	Gary Springer	1981	433
10.	Rory Grimes	1985	424

## Field Goal Percentage

Rnk	Name	Year	Pct.
1.	Anthony Bruin	2006	.697
2.	<b>Alejo Rodriguez</b>	<b>2011</b>	<b>.691</b>
3.	<b>Alejo Rodriguez</b>	<b>2009</b>	<b>.677</b>
4.	Jeff Ruland	1979	.671
5.	Nakiea Miller	2001	.668
6.	Harry Hart	1993	.654
7.	Jeff Ruland	1980	.642
8.	Tony Hargraves	1985	.625
9.	Bob Coleman	1982	.612
10.	Dave Brown	1977	.610

## 3-Point Field Goals

Rnk	Name	Year	3FG
1.	Steve Burtt	2006	96
2.	Steve Burtt	2005	80
3.	<b>Kyle Smyth</b>	<b>2011</b>	<b>75</b>
4.	<b>Jermel Jenkins</b>	<b>2011</b>	<b>68</b>
5.	Milan Prodanovic	2008	56
6.	John McDonald	1998	55
7.	DeShaun Williams	2004	54
8.	Maceo Wofford	2002	54
9.	Milan Prodanovic	2009	53
10.	Bryan Matthew	1997	53
11.	Sean Green	1991	53

## 3-Point Field Goal Attempts

Rnk	Name	Year	3FGA
1.	Steve Burtt	2006	236
2.	Steve Burtt	2005	201
3.	<b>Kyle Smyth</b>	<b>2011</b>	<b>191</b>
4.	<b>Jermel Jenkins</b>	<b>2011</b>	<b>181</b>
5.	Milan Prodanovic	2008	165
6.	DeShaun Williams	2004	164
7.	Sean Green	1990	158
8.	Sean Green	1991	155
9.	Antoine Lewis	1992	148
10.	John McDonald	1998	145

## 3-Point Field Goal Percentage

Rnk	Name	Year	Pct.
1.	<b>Trinity Fields</b>	<b>2009</b>	<b>.469</b>
2.	Earl Johnson	2001	.465
3.	Maceo Wofford	2003	.459
4.	Alvin Lott	1987	.444
5.	Ricky Soliver	2004	.443
6.	Richie Simmonds	1988	.442
7.	Antoine Lewis	1991	.440
8.	Jamal Johnson	1993	.438
9.	Leland Norris	2000	.431
10.	Joey Johnson	1988	.429

## Free Throws

Rnk	Name	Year	FT
1.	Steve Burtt	1982	182
2.	Richie Guerin	1954	177
3.	Glenn Vickers	1980	175
4.	Jeff Ruland	1980	173
5.	Steve Burtt	2006	168
6.	Joe Bernardi	1956	166
7.	Bryan Matthew	1997	159
8.	Kashif Hameed	1998	158
9.	Derrick Canada	1992	158
10.	Glenn Vickers	1977	157

## Free Throw Attempts

Rnk	Name	Year	FTA
1.	Jeff Ruland	1980	267
2.	Steve Burtt	1982	251
3.	Richie Guerin	1954	249
4.	<b>Mike Glover</b>	<b>2011</b>	<b>238</b>
5.	Joe Bernardi	1956	229
6.	Bob Coleman	1986	227
7.	Kashif Hameed	1998	215
8.	Glenn Vickers	1980	214
9.	Steve Burtt	2006	204
10.	Derrick Canada	1992	201

## Free Throw Percentage

Rnk	Name	Year	Pct.
1.	Kevin Hamilton	1977	.883
2.	Greg Barr	1994	.851
3.	Steve Burtt	2005	.843
4.	Greg Barr	1995	.843
5.	Gary Torigian	1972	.842
6.	Kevin Hamilton	1979	.827
7.	Steve Burtt	2006	.824
8.	Steve Burtt	2004	.821
9.	Bryan Matthew	1997	.820
10.	Glenn Vickers	1980	.818

## Rebounds

Rnk	Name	Year	Reb.
1.	Warren Isaac	1965	480
2.	Jeff Ruland	1980	407
3.	Warren Isaac	1964	403
4.	Ray Hyland	1972	350
5.	<b>Mike Glover</b>	<b>2011</b>	<b>348</b>
6.	Jeff Ruland	1978	332
7.	Jeff Ruland	1979	328
8.	Bernie Socha	1976	297
9.	Dave Brown	1976	295
10.	Ray Hyland	1974	291

## Rebound Average

Rnk	Name	Year	Avg.
1.	Warren Isaac	1965	20.9
2.	Warren Isaac	1964	20.2
3.	Ray Hyland	1972	15.2
4.	Larry Blaney	1957	14.4
5.	Bill McGugins	1970	14.4
6.	Joe Tighe	1960	13.4
7.	Jim Raysor	1960	12.8
8.	Jeff Ruland	1978	12.8
9.	Warren Isaac	1963	12.7
10.	George Carter	1957	12.6

## Assists

Rnk	Name	Year	Asst.
1.	<b>Scott Machado</b>	<b>2011</b>	<b>254</b>
2.	Glenn Grant	1989	194
3.	Tony Hargraves	1984	178
4.	Tony Hargraves	1983	168
5.	Danny Doyle	1994	165
6.	Rory Grimes	1982	163
7.	Terry Martin	1995	161
8.	Glenn Vickers	1980	152
9.	<b>Scott Machado</b>	<b>2009</b>	<b>150</b>
10.	Jason Young	2000	149

## Steals

Rnk	Name	Year	Steals
1.	Ricky Soliver	2006	84
2.	Alvin Lott	1987	80
3.	Tony Hargraves	1985	77
4.	Tariq Kirksay	1998	77
5.	Rory Grimes	1982	73
6.	Rory Grimes	1984	70
7.	Kevin Hamilton	1980	63
8.	Steve Burtt	1982	62
9.	Steve Burtt	1983	57
10.	Terry Martin	1993	54

## Blocks

Rnk	Name	Year	Blocks
1.	Nakiea Miller	2000	98
2.	Nakiea Miller	2001	84
3.	Kashif Hameed	1998	84
4.	Harry Hart	1993	80
5.	Mikkel Larsen	1996	76
6.	Kashif Hameed	1999	68
7.	Harry Hart	1992	67
8.	Greg Jenkins	2005	66
9.	Greg Jenkins	2004	63
10.	Jeff Ruland	1980	63

## Games

Rnk	Name	Year	Games
1.	Kevin Hamilton	1980	34
2.	Glen McMillan	1980	34
3.	Alex Middleton	1980	34
4.	Mike Palma	1980	34
5.	Jeff Ruland	1980	34
6.	Kevin Vesey	1980	34
7.	Sean Armand	2011	34
8.	Mike Glover	2011	34
9.	Jermel Jenkins	2011	34
10.	Scott Machado	2011	34
11.	Tony Iati	1980	33
12.	Glenn Vickers	1980	33
13.	Jeff Williams	1980	33
14.	Bob Coleman	1982	33
15.	Rory Grimes	1982	33
16.	Tony Hargraves	1982	33
17.	Troy Truesdale	1982	33
18.	Kashif Hameed	1998	33
19.	Tariq Kirksay	1998	33
20.	Donell Mitchell	1998	33
21.	Ivo Kresta	1998	33
22.	Phil Grant	1998	33
23.	Jason Young	1998	33
24.	Jamal Dunmore	1998	33
25.	Phil Grant	2001	33
26.	Earl Johnson	2001	33
27.	Leland Norris	2001	33
28.	Dyree Wilson	2001	33
29.	Smyth/Rodriguez/Dwight	2011	33

## Fouls


Rnk	Name	Year	Fouls
1.	Gary Springer	1983	123
2.	Gary Springer	1984	119
3.	Jeff Ruland	1980	116
4.	Kashif Hameed	1997	112
5.	Mindaugas Timinskas	1994	109
6.	Kevin Cooper	1989	109
7.	Gary Springer	1982	109
8.	Greg Jenkins	2002	107
9.	Jeff Wilder	1986	105
10.	Justin Marshall	2007	105

## Disqualifications

Rnk	Name	Year	Disq.
1.	Gary Springer	1983	13
2.	Mindaugas Timinskas	1994	12
3.	Greg Jenkins	2002	9
4.	Gary Springer	1984	9
5.	Ken McCulloch	1986	8
6.	Kevin Cooper	1990	8
7.	Kashif Hameed	1997	8
8.	Justin Marshall	2007	8
9.	Dexter Gray	2008	7
10.	Greg Jenkins	2005	7
11.	Bernie Socha	1973	7
12.	Jeff Ruland	1980	7
13.	Steve Burtt	1981	7
14.	Mike Ice	1981	7
15.	Tony Hargraves	1983	7
16.	Mindaugas Timinskas	1997	7

## Turnovers

Rnk	Name	Year	T.O.
1.	Gary Springer	1981	126
2.	<b>Scott Machado</b>	<b>2011</b>	<b>122</b>
3.	Rory Grimes	1982	119
4.	Jeff Ruland	1979	117
5.	Steve Burtt	1981	115
6.	Jeff Ruland	1978	114
7.	Antoine Lewis	1991	112
8.	Steve Burtt	1984	111
9.	Dyree Wilson	2001	105
10.	<b>Scott Machado</b>	<b>2009</b>	<b>104</b>



Steve Burtt connected on 71 three-point field goals in 2005, setting a new-single season record. His 158 career treys also tops in the Iona record book.

# Individual Records - Year by Year Leaders

## Scoring

(minimum 75% of games played)

Year	Player	G	FG/FGA	FG%	FT/FTA	FT%	PTS	AVG
1952-53	Richie Guerin	21	139/282	.493	114/172	.663	392	18.7
1953-54	Richie Guerin	21	171/405	.422	177/249	.711	519	24.7
1954-55	Wally McCarvill	21	103/283	.364	127/195	.651	333	15.9
1955-56	Joe Bernardi	22	140/311	.450	166/229	.725	446	20.3
1956-57	Joe Bernardi	19	110/239	.460	127/192	.661	347	18.3
1957-58	Joe Bernardi	20	76/156	.487	84/126	.667	236	11.8
1958-59	George Carter	21	137/225	.609	104/146	.712	378	18.0
1959-60	Joe Tighe	18	46/105	.438	50/73	.685	142	7.9
1960-61	Frank McArdle	21	140/279	.502	101/134	.754	381	18.1
1961-62	Neil McLaughlin	19	120/270	.444	75/99	.758	315	16.6
1962-63	Warren Isaac	19	133/260	.512	77/118	.653	343	18.1
1963-64	Warren Isaac	20	164/311	.527	111/152	.730	439	22.0
1964-65	Warren Isaac	23	210/419	.501	129/174	.741	549	23.9
1965-66	Tom Qualter	21	147/310	.474	86/115	.748	380	18.1
1966-67	Bob McMahon	21	154/353	.436	65/95	.684	373	17.8
1967-68	Bob McMahon	22	141/317	.445	77/102	.755	359	16.3
1968-69	Bob McMahon	22	123/321	.394	105/134	.784	351	16.0
1969-70	Art Wiggins	24	133/253	.526	104/143	.727	370	15.4
1970-71	Art Wiggins	22	145/336	.432	99/134	.739	389	17.7
1971-72	Gary Torigian	23	142/310	.458	96/114	.842	380	16.5
1972-73	Jim Riches	22	146/339	.431	71/95	.747	363	16.5
1973-74	Ray Hyland	24	182/357	.510	89/137	.650	453	18.9
1974-75	Kevin Bass	23	211/450	.469	123/171	.719	545	23.7
1975-76	Kevin Bass	26	177/343	.516	132/178	.742	486	18.7
1976-77	Glenn Vickers	25	145/296	.490	157/200	.785	447	17.9
1977-78	Jeff Ruland	26	228/384	.594	124/180	.689	580	22.3
1978-79	Jeff Ruland	29	233/347	.671	124/172	.721	590	20.3
1979-80	Jeff Ruland	34	256/399	.642	173/267	.648	685	20.1
1980-81	Gary Springer	29	231/433	.533	115/180	.639	577	19.9
1981-82	Steve Burt	31	251/496	.506	182/251	.725	684	22.1
1982-83	Steve Burt	31	294/544	.540	132/171	.772	720	23.2
1983-84	Steve Burt	31	309/574	.538	131/179	.732	749†	24.2
1984-85	Rory Grimes	31	210/424	.495	93/121	.769	513	16.5
1985-86	Bob Coleman	28	193/356	.542	105/227	.463	491	17.5
1986-87	Richie Simmonds	30	*215/429*	.501	82/127	.646	521	17.4
1987-88	Richie Simmonds	27	*171/322*	.531	71/112	.634	436	16.2
1988-89	Chip Langdon	31	*160/342*	.468	67/92	.728	424	13.7
1989-90	Sean Green	28	*215/508*	.423	71/104	.683	553	19.8
1990-91	Sean Green	30	*265/550*	.482	113/149	.758	696	23.2
1991-92	Derrick Canada	29	*176/346*	.509	158/201	.786	534	18.4
1992-93	Harry Hart	26	*151/231*	.654	118/170	.694	420	16.2
1993-94	Mikkel Larsen	27	*182/374*	.487	112/165	.679	476	17.6
1994-95	Mikkel Larsen	26	*180/342*	.526	95/137	.693	456	17.5
1995-96	Bryan Matthew	29	*131/299*	.438	117/153	.765	420	14.5
1996-97	Bryan Matthew	30	*175/365*	.479	159/194	.820	562	18.7
1997-98	Kashif Hameed	33	*173/354*	.489	158/215	.735	505	15.3
1998-99	Tariq Kirksay	30	*147/291*	.505	101/139	.727	415	13.8
1999-00	Tariq Kirksay	30	*196/384*	.510	153/196	.781	576	19.2
2000-01	Nakiea Miller	27	*163/244*	.668	80/125	.640	408	15.1
2001-02	Courtney Fields	27	*116/245*	.473	100/140	.714	346	12.8
2002-03	Courtney Fields	29	*125/251*	.498	117/162	.722	383	13.2
2003-04	Steve Burt	29	*139/319*	.436	64/78	.821	391	13.5
2004-05	Steve Burt	31	*186/437*	.426	145/172	.843	597	19.3
2005-06	Steve Burt	31	*258/579*	.446	168/204	.824	780†	25.2†
2006-07	Anthony Bruin	27	*129/229*	.563	66/157	.420	324	12.0
2007-08	Dexter Gray	32	*138/288*	.479	69/92	.739	360	11.3
2008-09	Gary Springer	24	*99/180*	.582	86/143	.601	284	11.8
2009-10	Scott Machado	31	*117/290*	.403	126/159	.792	388	12.5
2010-11	Mike Glover	34	236/388	.608	147/238	.618	619	18.2

\*Includes 3-point field goals † Iona Record

## Field Goal Percentage

(minimum 100 attempts)

Year	Player	Games	FG/FGA	FG%
1952-53	Richie Guerin	21	132/282	.468
1953-54	Richie Guerin	21	171/405	.422
1954-55	Andy Risoli	21	62/151	.411
1955-56	Joe Bernardi	22	140/311	.450
1956-57	Joe Bernardi	19	110/239	.460
1957-58	George Carter	20	82/165	.497
1958-59	George Carter	21	137/225	.609
1959-60	Joe Tighe	18	46/105	.438
1960-61	Frank McArdle	21	140/279	.502
1961-62	Frank McArdle	19	110/244	.451
1962-63	Marty Conlon	19	88/156	.564
1963-64	Warren Isaac	20	164/311	.527
1964-65	Warren Isaac	23	210/419	.501
1965-66	Bob LaRusso	21	125/242	.517
1966-67	Bob LaRusso	20	127/273	.465
1967-68	Ned O'Connell	21	90/150	.600
1968-69	Art Wiggins	22	110/219	.502
1969-70	Art Wiggins	24	133/253	.526
1970-71	Art Wiggins	22	145/336	.432
1971-72	Ray Hyland	23	133/269	.494
1972-73	Ray Hyland	22	120/218	.550
1973-74	Ray Hyland	24	182/357	.510
1974-75	Dave Budd	20	61/116	.526
1975-76	Neil Snape	24	73/131	.557
1976-77	Dave Brown	25	150/246	.610
1977-78	Dave Brown	27	147/247	.595
1978-79	Jeff Ruland	29	233/347	.671
1979-80	Jeff Ruland	34	256/399	.642
1980-81	Mike Ice	28	74/125	.592
1981-82	Bob Coleman	33	120/196	.612
1982-83	Bob Coleman	31	120/202	.594
1983-84	Gary Springer	31	153/275	.556
1984-85	Tony Hargraves	31	161/267	.603
1985-86	Bob Coleman	28	193/356	.542
1986-87	Jeff Wilder	30	100/192	.521
1987-88	Nestor Payne	27	93/163	.571
1988-89	Nestor Payne	30	122/232	.526
1989-90	Shawn Worthy	28	82/162	.506
1990-91	Kevin Cooper	30	62/109	.569
1991-92	Harry Hart	29	129/215	.600
1992-93	Harry Hart	26	151/231	.654
1993-94	Danny Doyle	27	143/273	.524
1994-95	Mikkel Larsen	26	180/342	.526
1995-96	Greg Barr	29	149/317	.470
1996-97	Kashif Hameed	30	131/238	.550
1997-98	Kashif Hameed	33	173/354	.489
1998-99	Nakiea Miller	30	92/171	.538
1999-00	Nakiea Miller	30	151/291	.519
2000-01	Nakiea Miller	27	163/244	.668
2001-02	Greg Jenkins	30	121/247	.490
2002-03	Steve Smith	28	147/245	.600
2003-04	Greg Jenkins	29	141/256	.551
2004-05	Greg Jenkins	30	173/310	.558
2005-06	Anthony Bruin	31	92/132	.697†
2006-07	Anthony Bruin	27	129/229	.563
2007-08	Devon Clarke	32	111/185	.600
2008-09	Gary Springer	24	99/170	.582
2009-10	Alejo Rodriguez	30	113/277	.677
2010-11	Alejo Rodriguez	33	94/136	.691

† Iona Record

# Individual Records - Year by Year Leaders

## Free Throw Percentage

(minimum 75 attempts)

Year	Player	Games	FT/FTA	FT%
1952-53	Bob Santini	21	71/104	.683
1953-54	Richie Guerin	21	177/249	.711
1954-55	Wally McArvill	21	127/195	.651
1955-56	Joe Bernardi	22	166/229	.725
1956-57	Joe Bernardi	19	127/192	.661
1957-58	George Carter	20	90/133	.677
1958-59	Jim Raysor	21	60/82	.732
1959-60	Joe Tighe	18	50/73	.685*
1960-61	Frank McArdle	21	101/134	.754
1961-62	Neil McLaughlin	19	75/99	.758
1962-63	George Jonic	19	58/79	.734
1963-64	Warren Isaac	20	111/152	.730
1964-65	Warren Isaac	23	139/174	.799
1965-66	Tom Qualter	21	86/115	.748
1966-67	Bob LaRusso	20	75/101	.743
1967-68	Bob McMahon	22	77/102	.755
1968-69	Bob McMahon	22	105/134	.784
1969-70	Joe Mazzella	22	76/104	.731
1970-71	Art Wiggins	22	99/134	.739
1971-72	Gary Torigian	23	96/114	.842
1972-73	Jim Riches	22	71/95	.747
1973-74	Kevin Bass	24	85/117	.726
1974-75	Kevin Bass	23	123/171	.719
1975-76	Kevin Bass	26	132/178	.742
1976-77	Kevin Hamilton	24	68/77	.883*
1977-78	Kevin Hamilton	27	59/76	.776
1978-79	Kevin Hamilton	29	62/75	.827
1979-80	Glenn Vickers	33	175/214	.818
1980-81	Steve Burt	28	83/126	.659
1981-82	Steve Burt	31	182/251	.725
1982-83	Steve Burt	31	132/171	.772
1983-84	Steve Burt	31	131/179	.732
1984-85	Rory Grimes	31	93/121	.769
1985-86	John Kijonek	29	87/113	.770
1986-87	Alvin Lott	30	59/75	.787
1987-88	Glenn Grant	27	72/102	.706
1988-89	Glenn Grant	30	121/166	.729
1989-90	Joey Johnson	21	65/84	.774
1990-91	Antoine Lewis	30	67/87	.770
1991-92	Derrick Canada	29	158/201	.786
1992-93	Corey Taylor	27	121/67	.725
1993-94	Greg Barr	23	74/87	.851
1994-95	Greg Barr	23	70/83	.843
1995-96	Mindaugas Timinskas	29	94/120	.783
1996-97	Bryan Matthew	30	159/194	.820
1997-98	John McDonald	32	101/127	.795
1998-99	Tariq Kirksay	30	101/139	.721
1999-00	Tariq Kirksay	30	153/196	.781
2000-01	Earl Johnson	33	90/120	.750
2001-02	Maceo Wofford	29	64/85	.753
2002-03	Maceo Wofford	29	59/75	.787
2003-04	Steve Burt	29	64/78	.821
2004-05	Steve Burt	31	145/172	.843
2005-06	Steve Burt	31	168/204	.824
2006-07	Devon Clarke	26	80/115	.696
2007-08	Devon Clarke	32	95/20	.792
2008-09	Devon Clarke	31	110/150	.696
2009-10	Scott Machado	31	126/159	.792
2010-11	Rashon Dwight	33	76/96	.792

\*Only free throw records available from that season.

## Assists

Year	Player	Games	Asst	Avg
1977-78	Glenn Vickers	27	146	5.4
1978-79	Glenn Vickers	29	134	4.6
1979-80	Glenn Vickers	33	152	4.6
1980-81	Tony Iati	28	148	5.3
1981-82	Rory Grimes	33	163	4.9
1982-83	Tony Hargraves	31	168	5.4
1983-84	Tony Hargraves	31	178	5.7
1984-85	Rory Grimes	31	142	4.6
1985-86	Glenn Grant	29	131	4.5
1986-87	Alvin Lott	30	125	4.2
1987-88	Alvin Lott	27	110	4.1
1988-89	Glenn Grant	30	194	6.5
1989-90	Shawn Worthy	28	87	3.1
1990-91	Shawn Worthy	30	119	4.0
1991-92	Bashkim Mustafaj	29	129	4.4
1992-93	Terry Martin	27	122	4.5
1993-94	Danny Doyle	27	165	6.1
1994-95	Terry Martin	26	161	6.2
1995-96	Greg Barr	29	102	3.5
1996-97	Donell Mitchell	30	84	2.8
1997-98	John McDonald	32	110	3.4
1998-99	Jason Young	30	122	4.1
1999-00	Jason Young	30	149	5.0
2000-01	Earl Johnson	33	131	4.0
2001-02	Solomon Brown	30	115	3.8
2002-03	Marvin McCullough	29	117	4.0
2003-04	Marvin McCullough	29	119	4.1
2004-05	Ricky Soliver	29	131	4.5
2005-06	Marvin McCullough	31	139	4.5
2006-07	De'Shaune Griffin	29	59	2.0
2007-08	Kyle Camper	32	123	3.8
2008-09	Scott Machado	31	150	4.8
2009-10	Scott Machado	31	122	3.9
2010-11	Scott Machado	34	254†	7.5†

## Steals

Year	Player	Games	Stls	Avg
1977-78	Dave Brown	27	45	1.7
	Glenn Vickers	27	45	1.7
1978-79	Dave Brown	29	48	1.7
1979-80	Kevin Hamilton	34	63	1.9
1980-81	Tony Iati	28	37	1.3
1981-82	Rory Grimes	33	73	2.2
1982-83	Steve Burt	31	61	2.0
1983-84	Rory Grimes	31	70	2.3
1984-85	Tony Hargraves	31	77	2.5
1985-86	John Kijonek	29	42	1.4
1986-87	Alvin Lott	30	80	2.67
1987-88	Alvin Lott	27	45	1.7
1988-89	Glenn Grant	30	42	1.4
1989-90	Sean Green	28	47	1.7
1990-91	Sean Green	30	51	1.7
1991-92	Derrick Canada	29	47	1.6
1992-93	Terry Martin	27	54	2.0
1993-94	Danny Doyle	27	41	1.5
1994-95	Terry Martin	26	34	1.3
1995-96	Greg Barr	29	51	1.8
1996-97	Mindaugas Timinskas	30	44	1.5
1997-98	Tariq Kirksay	33	77	2.3
1998-99	Tariq Kirksay	30	42	1.4
1999-00	Tariq Kirksay	30	53	1.8
2000-01	Courtney Fields	33	50	1.5
2001-02	Courtney Fields	27	48	1.8
2002-03	Marvin McCullough	29	47	1.6
	Ricky Soliver	29	47	1.6
2003-04	Marvin McCullough	29	47	1.6
2004-05	Marvin McCullough	31	49	1.6
2005-06	Ricky Soliver	31	84†	2.71†
2006-07	Anthony Bruin	27	30	1.1
2007-08	Rashon Dwight	32	38	1.2
2008-09	Scott Machado	31	40	1.3
2009-10	Scott Machado	31	49	1.6
2010-11	Rashon Dwight	33	47	1.4

# Individual Records - Year by Year Leaders

## Rebounds

Year	Player	Games	Rebs	Avg
1952-53	Wally McCarvill	21	301	14.3
1953-54	Wally McCarvill	21	279	13.3
1954-55	Wally McCarvill	21	422	20.1
1955-56	LeRoy Scott	22	212	9.6
1956-57	Larry Blaney	17	245	14.4
1957-58	Jim Raysor	24	244	10.2
1958-59	George Carter	21	253	12.0
1959-60	Joe Tighe	18	241	13.4
1960-61	Frank McArdle	21	72	3.4
1961-62	Neil McLaughlin	19	128	6.7
1962-63	Warren Isaac	19	241	12.7
1963-64	Warren Isaac	20	403	20.2
1964-65	Warren Isaac	23	480†	20.9†
1965-66	Bob LaRusso	21	141	6.7
1966-67	Kurt Dorf	21	281	13.4
1967-68	Bill McGugins	22	185	8.4
1968-69	Art Wiggins	22	209	9.5
1969-70	Bill McGugins	20	287	14.4
1970-71	Art Wiggins	22	247	11.2
1971-72	Ray Hyland	23	350	15.2
1972-73	Ray Hyland	22	269	12.2
1973-74	Bernie Socha	24	297	12.4
1974-75	Kevin Bass	23	193	8.4
1975-76	Dave Brown	26	295	11.3
1976-77	Dave Brown	25	216	8.6
1977-78	Jeff Ruland	26	332	12.8
1978-79	Jeff Ruland	29	328	11.3
1979-80	Jeff Ruland	34	407	12.0
1980-81	Gary Springer	29	246	8.5
1981-82	Gary Springer	30	286	9.5
1982-83	Gary Springer	31	261	8.4
1983-84	Gary Springer	31	228	7.4
1984-85	Bob Coleman	31	179	5.8
1985-86	Bob Coleman	28	246	8.8
1986-87	Jeff Wilder	30	244	8.1
1987-88	Jeff Wilder	22	164	7.5
1988-89	Nestor Payne	30	194	6.5
1989-90	Kevin Cooper	27	174	6.4
1990-91	Jonathan Duck	29	184	6.3
1991-92	Harry Hart	29	223	7.7
1992-93	Harry Hart	26	212	8.2
1993-94	Danny Golembiewski	27	213	7.9
1994-95	John Estick	26	202	7.8
1995-96	Bryan Matthew	29	200	6.9
1996-97	Mindaugas Timinskas	30	197	6.6
1997-98	Tariq Kirksay	33	236	7.2
1998-99	Tariq Kirksay	30	258	8.6
1999-00	Tariq Kirksay	30	279	9.3
2000-01	Nakiea Miller	27	237	8.8
2001-02	Courtney Fields	27	176	6.5
2002-03	Courtney Fields	29	185	6.4
2003-04	Greg Jenkins	29	212	7.3
2004-05	Greg Jenkins	30	188	6.3
2005-06	Kiril Wachsmann	31	266	8.6
2006-07	Anthony Bruin	27	169	6.3
2007-08	Gary Springer	25	192	7.7
2008-09	Gary Springer	24	169	7.0
2009-10	Alejo Rodriguez	30	226	7.5
2010-11	Mike Glover	34	348	10.2

## Blocks

Year	Player	Games	Blks	Avg
1977-78	Kevin Vesey	27	42	1.6
1978-79	Kevin Vesey	29	48	1.7
1979-80	Jeff Ruland	34	63	1.9
1980-81	Kevin Vesey	27	47	1.7
1981-82	Gary Springer	30	45	1.5
1982-83	Gary Springer	31	52	1.7
1983-84	Gary Springer	31	46	1.5
1984-85	Tony Hargraves	31	34	1.1
1985-86	Bob Coleman	28	12	0.4
1986-87	Jeff Wilder	30	44	1.5
1987-88	Jeff Wilder	22	31	1.4
1988-89	Kevin Cooper	31	41	1.3
1989-90	Kevin Cooper	28	44	1.6
1990-91	Kevin Cooper	30	28	0.9
1991-92	Harry Hart	29	67	2.3
1992-93	Harry Hart	26	80	3.1
1993-94	Mikkel Larsen	27	53	1.9
1994-95	Mikkel Larsen	26	51	1.9
1995-96	Mikkel Larsen	29	76	2.6
1996-97	Kashif Hameed	30	43	1.4
1997-98	Kashif Hameed	33	84	2.5
1998-99	Kashif Hameed	30	68	2.3
1999-00	Nakiea Miller	30	98†	3.3†
2000-01	Nakiea Miller	27	84	3.1
2001-02	Greg Jenkins	30	41	1.4
2002-03	Charles Henson	28	44	1.6
2003-04	Greg Jenkins	29	63	2.2
2004-05	Greg Jenkins	30	66	2.2
2005-06	Anthony Bruin	31	50	1.6
2006-07	Justin Marshall	30	42	1.4
2007-08	Dexter Gray	32	27	0.8
2008-09	Gary Springer	24	20	0.8
2009-10	Alejo Rodriguez	30	30	1.0
2010-11	Alejo Rodriguez	33	34	1.0

† Iona Record

# Individual Records - Single Game Highs

## Field Goals

21..... Warren Isaac (1965)

## 3-Point Field Goals

8..... Kyle Smyth at Albany (Nov. 23, 2010)

7..... Jermel Jenkins at Albany (Nov. 23, 2010)

6..... Alvin Lott vs. La Salle (Jan. 28, 1987)

Antoine Lewis vs. Stetson (Dec. 30, 1991)

Greg Barr vs. Niagara (Feb. 8, 1996)

Jason Young vs. St. Francis (NY) (Dec. 23, 1999)

Leland Norris vs. St. Peter's (Jan. 5, 2002)

DeShaun Williams at Niagara (Jan. 11, 2004)

Steve Burt at Manhattan (Feb. 26, 2006)

**Sean Armand vs. Marist (Jan. 16, 2011) (Rookie Record)**

**Scott Machado at Manhattan (Feb. 16, 2011)**

**Jermel Jenkins vs. Rider (Mar. 6, 2011) (Iona MAAC Championship Record)**

## 3-Point Field Goal Attempts

16..... Kyle Smyth at Syracuse (Dec. 18, 2010)

14..... Steve Burt vs. Canisius (2005)

DeShaun Williams at Niagara (2004)

Sean Green vs. La Salle (1991)

13..... Steve Burt vs. Portland State (2005)

DeShaun Williams at Rider (2004)

Sean Green vs. Kent State (1989)

12..... Sean Green vs. Hofstra (1989)

Mike Harris vs. Canisius (2007)

Steve Burt at Rider (2006)

Jermel Jenkins at Long Island (Dec. 8, 2010)

## Free Throws

17..... Steve Burt (2006)

Kevin Bass (1976)

16..... Richie Guerin (1954)

Joe Bernardi (1958)

Nestor Payne (1989)

Corey Taylor (1992)

Devon Clarke (2008)

15..... Ricky Soliver (2004)

## Free Throw Percentage

1.000..... Steve Burt (17-17) vs. Loyola (1/19/06)

Nestor Payne (16-16) vs. Holy Cross (2/21/89)

Corey Taylor (16-16) vs. Wagner (1992)

Steve Burt (11-11) vs. St. Peter's (2/18/05)

Tariq Kirksay (10-10) vs. Hofstra (12/18/99)

## Rebounds

33..... Larry Blaney (1957)

Warren Isaac (1965)

## Assists

17..... Danny Doyle (1994)

16..... Glenn Grant (1989)

15..... Glenn Vickers (1978)

**Scott Machado at Albany (Nov. 23, 2010)**

13..... Tom Burke (1967)

**Scott Machado at Syracuse (Dec. 18, 2010)**

12..... Marvin McCullough vs. Saint Peter's (Feb. 27, 2004)

Marvin McCullough vs. Niagara (Mar. 8, 2003)

## Blocks

11..... Nakiea Miller vs. Fairfield (3/5/00)

9..... Greg Jenkins vs. Manhattan (1/25/04)

8..... Nakiea Miller vs. St. Francis, NY (11/28/00)

7..... Greg Jenkins vs. Rider (2/24/04)

Kevin Cooper vs. Northern Illinois (1989)

Harry Hart vs. Manhattan (1993)

Mikkel Larsen vs. Niagara (1994), vs. URI (1996), vs. Manhattan (1996)

Kashif Homeed vs. Fairfield (1997)

Nakiea Miller vs. Ole Miss (3/16/01)

Charles Henson vs. Siena (2/9/03)

Justin Marshall at Siena (2/1/07)

## High Scoring Efforts

50..... Warren Isaac vs. Bates (12/18/64)

43..... Sean Green vs. Siena (3/3/91)

41..... Warren Isaac vs. Duquesne (2/17/65)

40..... Richie Guerin vs. John Carroll (2/18/55)

Steve Burt vs. Holy Cross (2/1/84)

39..... **Mike Glover vs. Canisius (12/3/10)**

38..... Steve Burt vs. Marist (2/24/05)

Richie Guerin vs. Fairfield (2/1/54)

Jeff Ruland vs. Kansas (2/7/80)

Derrick Canada vs. La Salle (1/4/92)

37..... Dave Brown vs. St. Francis (NY) (1/29/77)

Jeff Ruland vs. Northeastern (12/29/78)

Kevin Hamilton vs. Pittsburgh (1/22/79)

Steve Burt at Saint Peter's (1/11/06)

36..... Richie Guerin vs. Marshall (1/2/54)

Steve Burt vs. Fairfield (1/21/84)

Kevin Bass vs. Marist (11/30/74)

Steve Burt vs. Saint Peter's (3/5/05), at Canisius (1/14/06)

35..... Warren Isaac vs. Massachusetts (1/29/64)

Gary Springer vs. Wagner (1/31/81)

Nestor Payne vs. Holy Cross (2/21/89)

Mikkel Larsen vs. Fairfield (2/19/94)

Mindaugas Timinskas vs. Niagara (2/17/95)

34..... Joe Bernardi vs. Xavier (OH) (1/5/57)

Larry Blaney vs. Siena (2/20/57)

Frank McArdle vs. Long Island (2/28/61)

Ray Hyland vs. Army (2/9/72)

Jeff Ruland vs. Long Island (1/28/78)

Steve Burt vs. Manhattan (2/26/83), vs. La Salle (1/26/84), vs. Fairfield (2/18/84)

33..... Richie Guerin vs. Creighton (1/27/54)

Sean Green vs. Canisius (1/12/91), vs. Canisius (2/2/91), vs. Fairfield (2/21/91)

George Carter vs. St. Francis (NY) (2/28/57)

Warren Isaac vs. King's (2/4/64)

Art Wiggins vs. Biscayne (1/11/71)

Steve Burt vs. St. Bonaventure (3/16/83), vs. Fordham (3/3/84)

Harry Hart vs. Niagara (1/23/93)

Steve Burt vs. Siena (2/23/06), at Fordham (12/1/05)

32..... Richie Guerin vs. Xavier (OH) (12/17/53)

Warren Isaac vs. Boston University (12/28/63)

Warren Isaac vs. Fairleigh Dickenson (1/10/64)

Bob LaRusso vs. Rider (3/4/66)

Bill McGugins vs. St. Peter's (1/10/70)

Kevin Bass vs. Massachusetts (3/1/75)

Jeff Ruland vs. Wagner (2/25/78)

Kevin Hamilton vs. Georgetown (1/5/80)

Steve Burt vs. San Francisco (12/19/81), vs. Fairfield (1/22/82), vs. UNLV (2/18/82), vs. Fairfield (1/24/83)

Sean Green vs. La Salle (2/23/91)

Derrick Canada vs. Manhattan (3/8/92)

Steve Burt vs. Loyola (1/19/06)

31..... Wally McCarvill vs. St. Francis (NY) (2/24/55)

Warren Isaac vs. St. Peter's (2/22/64)

Warren Isaac vs. Illinois Wesleyan (12/21/64)

Bob McMahon vs. Illinois Wesleyan (12/20/67)

Jeff Ruland vs. Detroit (1/11/78), vs. St. John's (3/10/78)

Steve Burt vs. St. Peter's (1/20/80)

Gary Springer vs. Niagara (1/21/81)

Steve Burt vs. Marquette (1/11/83), vs. Army (1/15/83), vs. Memphis St. (1/26/83), vs. Holy Cross (2/15/84)

Sean Green vs. Gonzaga (12/23/90), vs. Hawaii (12/27/91)

Shawn Worthy vs. Siena (1/14/91)

Mindaugas Timinskas vs. Cornell (12/14/96)

Bryan Matthew vs. Siena (2/23/97)

Tariq Kirksay vs. Loyola (2/22/98)

Tariq Kirksay vs. St. Francis (NY) (12/23/99), vs. Rider (1/13/00)

Ricky Soliver vs. Niagara (3/6/04), vs. Marist (3/5/06)

Steve Burt vs. Canisius (2/3/06)

**Mike Glover vs. Siena (3/5/11)**

30..... Richie Guerin vs. Bates (12/14/51)

Joe Bernardi vs. Hofstra (12/18/56)

Frank McArdle vs. New York University (12/10/60)

Warren Isaac vs. Duquesne (1/7/65)

Bob McMahon vs. Illinois Wesleyan (12/10/66)

Kevin Bass vs. Siena (12/4/73), vs. Holy Cross (12/19/75)

Glenn Vickers vs. South Florida (2/19/77)

Kevin Hamilton vs. St. Francis (PA) (1/25/78)

Jeff Ruland vs. Long Beach State (12/1/79), vs. Louisville (2/21/80)

Steve Burt vs. Siena (3/3/81), vs. Assumption (1/9/82), vs. Syracuse (12/4/83), vs. New Orleans (1/23/84)

Sean Green vs. Seton Hall (12/9/89), vs. St. Peter's (2/17/91)

Derrick Canada vs. Old Dominion (12/2/91)

Bryan Matthew vs. Niagara (1/26/97)

Tariq Kirksay vs. Rider (1/8/99), vs. Coppin State (11/23/99)

Greg Jenkins vs. Manhattan (1/15/05)

Steve Burt at Loyola (2/8/06), at Siena (1/24/06), vs. Marist (3/5/06)

Ricky Soliver vs. Portland State (11/25/05)

**Mike Glover vs. Niagara (12/5/10)**



# Year-By-Year Team Statistics

Year	G	FG/FGA	FG%	3PTFG/FGA	3PTFG%	FT/FTA	FT%	PTS	AVG	REB	AVG	PF	D	AST	TO	BLK	STL
<b>1952-53</b>																	
Iona	20	542/1315	.412			450/627	.627	1534	73.0	1036	49.3	381	16				
Opponents	20	404/1370	.295			341/582	.586	1149	54.7	577	27.5	416	21				
<b>1953-54</b>																	
Iona	21	487/1322	.368			448/718	.624	1422	67.7	1232	58.7	450	18				
Opponents	21	451/1350	.334			478/699	.684	1380	65.7	993	47.3	456	34				
<b>1954-55</b>																	
Iona	21	478/1311	.365			422/751	.562	1378	65.6	1250	59.5	394	12				
Opponents	21	475/1301	.365			412/661	.623	1362	64.9	987	47.0	428	16				
<b>1955-56</b>																	
Iona	22	547/1451	.377			475/723	.657	1569	71.3	1129	51.3	380	13				
Opponents	22	610/1524	.400			428/611	.700	1648	74.9	1120	50.9	447	15				
<b>1956-57</b>																	
Iona	20	547/1320	.414			385/623	.618	1479	77.8	1106	58.2	313	10				
Opponents	20	514/1355	.379			351/541	.649	1389	72.6	936	49.5	367	15				
<b>1957-58</b>																	
Iona	24	625/1607	.389			423/692	.611	1673	69.7	1267	52.8	436	17				
Opponents	24	559/1433	.390			409/635	.641	1527	63.6	1084	45.2	460	19				
<b>1958-59</b>																	
Iona	21	542/1266	.428			334/535	.624	1418	67.5	1087	51.8	373	12				
Opponents	21	464/1236	.375			383/542	.707	1311	62.4	769	36.6	379	18				
<b>1959-60</b>																	
Iona	18	508/1190	.427			227/378	.601	1243	69.1	1054	58.6	341	10				
Opponents	18	371/1064	.349			296/506	.585	1038	57.7	682	37.9	276	8				
<b>1960-61</b>																	
Iona	21	538/1200	.448			356/528	.674	1432	68.2	960	45.7	363	12				
Opponents	21	541/1328	.407			331/504	.657	1413	67.3	834	39.7	378	11				
<b>1961-62</b>																	
Iona	19	505/1113	.454			319/498	.640	1329	69.9	885	46.6	416	20				
Opponents	19	449/1166	.385			392/583	.672	1290	67.9	806	42.4	379	16				
<b>1962-63</b>																	
Iona	19	458/979	.468			306/455	.673	1222	64.3	866	45.6	400	18				
Opponents	19	425/1071	.397			329/533	.617	1179	62.1	654	34.4	362	18				
<b>1963-64</b>																	
Iona	20	545/1164	.468			329/517	.636	1419	71.0	1071	53.6	385	15				
Opponents	20	471/1161	.406			328/503	.652	1270	63.5	602	3.1	410	20				
<b>1964-65</b>																	
Iona	23	609/1310	.465			433/600	.722	1651	71.8	1191	51.8	436	19				
Opponents	23	619/1378	.449			357/536	.666	1595	69.3	705	30.7	456	18				
<b>1965-66</b>																	
Iona	21	527/1122	.490			343/498	.689	1397	66.5	795	37.9	371	16				
Opponents	21	621/1282	.484			296/432	.685	1538	73.2	752	35.8	389	12				
<b>1966-67</b>																	
Iona	21	565/1263	.447			339/529	.641	1469	70.0	1003	47.8	410	22				
Opponents	21	526/1220	.431			360/547	.658	1412	67.2	766	36.5	403	13				
<b>1967-68</b>																	
Iona	22	623/1372	.454			289/440	.657	1535	69.8	1024	46.5	390	11				
Opponents	22	553/1365	.405			370/520	.712	1476	67.1	838	38.1	371	12				
<b>1968-69</b>																	
Iona	22	607/1458	.416			388/593	.654	1602	72.8	1102	50.1	455	17				
Opponents	22	543/1225	.443			443/627	.707	1529	69.5	820	37.3	470	16				
<b>1969-70</b>																	
Iona	24	699/1502	.465			408/611	.668	1806	75.3	1157	48.2	476	17				
Opponents	24	666/1554	.429			497/685	.726	1829	76.2	925	38.5	470	22				
<b>1970-71</b>																	
Iona	22	563/1415	.398			337/564	.598	1463	66.5	1081	49.1	440	17				
Opponents	22	591/1355	.436			385/654	.589	1567	71.2	965	43.9	443	20				
<b>1971-72</b>																	
Iona	23	622/1452	.428			373/533	.670	1617	70.3	1052	45.7	412	15				
Opponents	23	682/1594	.428			389/551	.706	1753	76.2	972	42.3	407	13				
<b>1972-73</b>																	
Iona	22	624/1456	.429			245/365	.671	1493	67.9	1006	45.7	396	23				
Opponents	22	644/1431	.450			280/419	.668	1568	71.3	872	39.6	402	12				
<b>1973-74</b>																	
Iona	24	688/1683	.409			337/511	.659	1713	71.4	1224	51.0	420					
Opponents	24	799/1717	.465			263/404	.651	1861	77.5	960	40.0						
<b>1974-75</b>																	
Iona	23	637/1521	.419			265/387	.685	1539	66.9	932	40.5	484	18				
Opponents	23	752/1556	.483			338/487	.694	1842	80.1	1027	44.7	443	12				
<b>1975-76</b>																	
Iona	26	715/1484	.482			462/663	.697	1892	72.8	1039	40.0	558	20				
Opponents	26	775/1650	.470			364/571	.637	1914	73.6	976	37.5	565	26				

# Year-By-Year Team Statistics

Year	G	FG/FGA	FG%	3PTFG/FGA	3PTFG%	FT/FTA	FT%	PTS	AVG	REB	AVG	PF	D	AST	TO	BLK	STL
<b>1976-77</b>																	
Iona	25	769/1567	.491			480/643	.747	2018	80.7	952	38.1	488	15				
Opponents	25	803/1537	.522			348/500	.696	1954	78.2	850	34.0	564	22				
<b>1977-78</b>																	
Iona	27	876/1711	.512			494/701	.705	2246	83.2	1199	44.4	508	13				
Opponents	27	875/1814	.482			353/510	.692	2103	77.9	986	36.5	608	30				
<b>1978-79</b>																	
Iona	29	895/1739	.515			491/678	.724	2281	78.7	1027	35.4	582	18				
Opponents	29	824/1812	.455			398/580	.686	2046	70.6	970	33.4	636	28				
<b>1979-80</b>																	
Iona	34	935/1824	.513			622/880	.707	2492	73.3	1130	33.2	646	15				
Opponents	34	885/2003	.442			421/627	.671	2191	64.4	1103	32.4	744	37				
<b>1980-81</b>																	
Iona	29	770/1566	.492			439/686	.640	1979	68.2	1054	36.3	601	28	385	541		
Opponents	29	798/1707	.467			481/687	.700	2077	71.6	974	33.6	623	27	418	400		
<b>1981-82</b>																	
Iona	33	900/1784	.504			645/960	.672	2445	74.1	1221	37.0	644	28	407	531	131	252
Opponents	33	868/1879	.462			446/667	.669	2182	66.1	1055	32.0	774	41	457	535	104	228
<b>1982-83</b>																	
Iona	31	940/1808	.520			504/739	.682	2384	76.9	1144	36.9	603	32	476	482	161	245
Opponents	31	847/1888	.449			458/670	.684	2152	69.4	1062	34.3	634	7	488	471		
<b>1983-84</b>																	
Iona	31	946/1805	.524			518/761	.681	2410	77.7	1166	37.6	607	23	462	492	166	274
Opponents	31	847/1900	.446			457/673	.679	2151	69.4	1063	34.3	621	11	460	469	89	221
<b>1984-85</b>																	
Iona	31	898/1669	.538			518/728	.712	2314	74.6	1021	32.9	539	11	430	461	112	258
Opponents	31	858/1767	.486			375/568	.660	2091	67.5	929	30.0	621	14	453	446	82	214
<b>1985-86</b>																	
Iona	29	713/1455	.490			487/823	.592	1913	66.0	987	34.0	646	16	428	505	100	185
Opponents	29	772/1448	.533			475/761	.624	2019	69.6	891	30.7	705	8	451	414	66	245
<b>1986-87</b>																	
Iona	30	824/1715	.480	73/191	.382	452/728	.621	2173	72.4	1054	35.1	626	15	378	450	107	243
Opponents	30	805/1756	.458	80/193	.415	488/678	.720	2178	72.6	1110	37.0	639	21	447	456	67	191
<b>1987-88</b>																	
Iona	27	780/1587	.492	107/273	.392	432/672	.643	2099	77.7	941	34.9	583	22	391	455	86	218
Opponents	27	798/1667	.479	111/265	.419	484/674	.718	2191	81.2	1003	37.2	555	15	494	423	59	184
<b>1988-89</b>																	
Iona	31	798/1773	.450	101/294	.344	490/741	.661	2187	70.6	1162	37.5	584	11	430	495	104	206
Opponents	31	829/1877	.442	137/340	.403	419/579	.724	2214	71.4	1095	35.3	616	21	538	411	95	216
<b>1989-90</b>																	
Iona	28	647/1495	.433	99/301	.329	374/563	.664	1767	63.1	957	34.2	439	11	249	433	75	178
Opponents	28	721/1565	.461	117/297	.394	343/495	.693	1902	67.9	944	33.7	520	15	398	386	102	217
<b>1990-91</b>																	
Iona	30	821/1721	.477	126/348	.362	466/682	.683	2234	74.5	1047	34.9	508	19	398	445	65	203
Opponents	30	807/1761	.458	152/425	.358	413/583	.708	2179	72.6	989	33.0	577	15	419	446	90	190
<b>1991-92</b>																	
Iona	29	731/1640	.446	129/392	.329	559/786	.711	2150	74.1	1037	35.8	476	13	405	444	108	223
Opponents	29	820/1772	.463	208/510	.408	347/494	.702	2195	75.7	1020	35.2	620	14	436	458	101	231
<b>1992-93</b>																	
Iona	27	729/1524	.478	135/381	.354	453/660	.686	2046	75.8	950	35.2	437	9	480	456	118	233
Opponents	27	775/1736	.446	159/452	.352	296/441	.671	2005	74.3	1001	37.1	522	12	424	422	78	250
<b>1993-94</b>																	
Iona	27	740/1601	.462	73/257	.284	472/655	.721	2025	75.0	991	36.7	446	15	419	453	106	180
Opponents	27	841/1800	.467	218/562	.388	333/482	.691	2233	82.7	1001	37.1	526	10	508	380	88	231
<b>1994-95</b>																	
Iona	27	754/1635	.461	131/379	.346	396/585	.677	2035	75.4	1028	38.1	497	11	425	417	97	180
Opponents	27	755/1667	.453	192/512	.375	378/539	.701	2080	77.0	977	36.2	530	14	440	410	85	191
<b>1995-96</b>																	
Iona	29	741/1719	.431	136/411	.331	485/710	.683	2103	72.5	1141	39.3	515	11	353	412	176	210
Opponents	29	711/1800	.395	178/549	.324	375/559	.671	1975	68.1	1144	39.4	605	22	399	439	90	189
<b>1996-97</b>																	
Iona	30	770/1690	.456	163/493	.331	617/834	.740	2320	77.3	1099	36.6	589	21	410	461	147	231
Opponents	30	727/1723	.422	156/473	.330	489/706	.693	2099	70.0	1050	35.0	677	30	365	500	86	242
<b>1997-98</b>																	
Iona	33	934/2008	.465	210/599	.351	574/835	.687	2652	80.4	1247	37.8	652	16	511	504	206	325
Opponents	33	787/1923	.409	179/529	.338	542/777	.698	2295	69.5	1234	37.4	701	29	411	639	75	232
<b>1998-99</b>																	
Iona	30	826/1857	.445	144/483	.298	491/751	.654	2287	76.2	1261	42.0	615	9	512	527	220	243
Opponents	30	770/1906	.404	172/486	.354	518/781	.663	2230	74.3	1200	40.0	631	16	390	490	112	286
<b>1999-00</b>																	
Iona	31	846/1877	.451	147/427	.344	604/833	.725	2443	78.8	1272	41.0	607	14	529	557	216	233
Opponents	31	841/2012	.418	176/535	.329	495/721	.687	2353	75.9	1181	38.1	666	19	409	510	117	303

# Year-By-Year Team Statistics

Year	G	FG/FGA	FG%	3PTFG/FGA	3PTFG%	FT/FTA	FT%	PTS	AVG	REB	AVG	PF	D	AST	TO	BLK	STL
<b>2000-01</b>																	
Iona	33	912/1896	.481	159/415	.383	566/822	.689	2549	77.2	1239	37.5	717	23	481	557	183	259
Opponents	33	809/1941	.417	176/536	.328	581/865	.672	2375	72.0	1170	35.5	707	21	431	548	97	262
<b>2001-02</b>																	
Iona	30	728/1674	.435	148/441	.336	528/761	.694	2132	71.1	1096	36.5	686	31	417	555	153	238
Opponents	30	697/1728	.403	175/506	.346	603/835	.722	2172	72.4	1053	35.1	645	21	370	486	103	267
<b>2002-03</b>																	
Iona	29	758/1645	.461	166/453	.366	492/687	.716	2174	75.0	1027	35.4	590	20	477	445	126	238
Opponents	29	689/1641	.420	167/502	.333	528/728	.725	2073	71.5	1026	35.4	626	20	370	455	80	215
<b>2003-04</b>																	
Iona	29	750/1690	.444	156/451	.346	422/645	.654	2078	71.7	1109	38.2	586	21	434	457	161	223
Opponents	29	745/1770	.421	206/582	.354	475/675	.704	2171	74.9	1089	37.6	578	20	438	397	88	225
<b>2004-05</b>																	
Iona	31	778/1748	.445	152/417	.365	513/725	.708	2221	71.6	1129	36.4	626	21	454	474	187	203
Opponents	31	744/1812	.411	213/623	.342	510/719	.709	2211	71.3	1125	36.3	619	21	433	460	105	239
<b>2005-06</b>																	
Iona	31	881/1835	.480	196/488	.402	517/748	.691	2475	79.8	1140	36.8	576	9	481	468	128	239
Opponents	31	790/1826	.433	199/585	.340	459/621	.739	2238	72.2	1067	34.4	660	21	406	503	82	227
<b>2006-07</b>																	
Iona	30	646/1583	.408	110/396	.278	356/617	.577	1758	58.6	1047	34.9	611	26	308	536	143	180
Opponents	30	716/1623	.441	174/516	.337	490/714	.686	2096	69.9	1064	35.5	564	10	392	418	116	291
<b>2007-08</b>																	
Iona	32	753/1739	.433	183/581	.315	410/591	.694	2099	65.6	1114	34.8	683	29	432	559	108	248
Opponents	32	712/1679	.424	233/647	.360	552/792	.697	2209	69.0	1094	34.2	569	14	414	539	128	255
<b>2008-09</b>																	
Iona	31	637/1541	.413	174/524	.332	482/732	.658	1930	62.3	1026	33.1	615	11	378	486	91	205
Opponents	31	656/1567	.419	188/577	.326	457/649	.704	1957	63.1	1009	32.5	649	24	348	487	106	243
<b>2009-10</b>																	
Total	31	700/1667	.420	227/619	.367	423/621	.681	2050	66.1	1041	33.6	614	12	421	420	90	246
Opponents	31	629/1575	.399	163/500	.326	500/745	.671	1921	62.0	1113	35.9	558	12	323	504	145	224
<b>2010-11</b>																	
Total	34	964/2022	.477	272/732	.372	492/752	.654	2692	79.2	1239	36.4	608	11	589	434	109	254
Opponents	34	844/1909	.442	211/600	.352	461/670	.688	2360	69.4	1143	33.6	659	15	421	504	120	217

## All-Time Win-Loss Records

Year	Record	Home	Away	Neutral
1940-41	14-9			
1941-42	19-4			
1945-46	17-5			
1946-47	15-8			
1947-48	12-12			
1948-49	17-8	12-3	5-4	0-1
1949-50	21-4	13-1	3-1	5-2
1950-51	18-8	9-1	6-3	3-4
1951-52	16-10	8-0	5-6	3-4
1952-53	17-3	10-0	1-3	6-0
1953-54	11-10	2-0	4-4	5-6
1954-55	10-11	5-1	2-5	3-5
1955-56	8-14	3-1	2-3	3-10
1956-57	13-7	7-1	2-4	4-2
1957-58	18-6	7-2	5-2	6-2
1958-59	14-7	9-2	4-2	1-3
1959-60	13-5	6-0	4-2	3-3
1960-61	10-11	8-3	0-2	2-6
1961-62	8-11	6-3	2-6	0-2
1962-63	12-7	4-0	4-5	4-2
1963-64	15-5	7-0	2-3	6-2
1964-65	12-11	3-2	2-7	7-2
1965-66	5-16	2-5	2-3	1-8
1966-67	11-10	1-2	7-4	3-4
1967-68	13-9	2-0	5-4	6-5
1968-69	11-11	4-0	3-7	4-4
1969-70	12-12	5-3	5-7	2-2
1970-71	10-12	5-5	5-6	0-1
1971-72	6-17	0-5	3-8	3-4
1972-73	6-16	2-2	2-10	2-4
1973-74	11-13	4-0	4-10	3-3
1974-75	4-19	4-8	0-11	0-0
1975-76	11-15	7-5	4-10	0-0
1976-77	15-10	11-1	3-9	1-0
1977-78	17-10	11-2	5-7	1-1
1978-79	23-6	12-1	6-3	5-2
1979-80	29-5	13-0	9-3	7-2
1980-81	15-14	10-2	3-7	2-5
1981-82	24-9	13-2	5-3	6-4
1982-83	22-9	11-2	7-5	4-2
1983-84	23-8	11-2	7-3	5-3
1984-85	26-5	14-0	6-4	6-1
1985-86	14-15	5-5	4-7	5-3
1986-87	16-14	10-3	4-7	2-4
1987-88	11-16	5-4	4-10	2-2
1988-89	15-16	10-3	5-8	0-5
1989-90	13-15	8-5	4-6	1-4
1990-91	17-13	10-2	5-7	2-4
1991-92	14-15	8-3	4-11	2-1
1992-93	16-11	10-1	4-8	2-2
1993-94	7-20	5-9	2-10	0-1
1994-95	10-17	7-5	3-10	0-2
1995-96	21-8	12-2	9-4	0-2
1996-97	22-8	12-1	10-6	0-1
1997-98	27-6	12-0	12-3	3-3
1998-99	16-14	6-6	9-4	1-4
1999-00	20-11	9-3	8-7	3-1
2000-01	22-11	11-2	6-6	5-3
2001-02	13-17	5-6	5-8	3-3
2002-03	17-12	10-2	4-8	3-2
2003-04	11-18	7-5	2-12	2-1
2004-05	15-16	8-4	3-11	4-1
2005-06	23-8	7-4	11-2	5-2
2006-07	2-28	1-10	1-15	0-3
2007-08	12-20	7-5	5-12	0-3
2008-09	12-19	6-6	5-10	1-3
2009-10	21-10	11-3	9-4	1-3
2010-11	23-11	11-2	10-6	2-3
Total	1014-771	474-168	292-388	171-177



Since the MAAC 75 season, Home has posted a record of 306-120. Neutral record: 109-71. Home record: 109-71. Away record: 109-71. Since the MAAC 75 season, Home has posted a record of 306-120. Neutral record: 109-71. Home record: 109-71. Away record: 109-71.

1978-79	23-6	12-1	6-3	5-2						0-1	
1979-80	29-5	13-0	9-3	7-2						1-1	
1980-81	15-14	10-2	3-7	2-5							
1981-82	24-9	13-2	5-3	6-4	7-3	4-1	3-2	0-0	3-0		0-1
1982-83	22-9	11-2	7-5	4-2	8-2	3-2	5-0	0-0	1-1		1-1
1983-84	23-8	11-2	7-3	5-3	11-3	6-1	5-2	0-0	3-0	0-1	
1984-85	26-5	14-0	6-4	6-1	11-3	6-0	2-3	3-0	3-0	0-1	
1985-86	14-15	5-5	4-7	5-3	9-5	3-3	4-2	2-0	1-1		
1986-87	16-14	10-3	4-7	2-4	8-6	5-2	3-4	0-0	2-1		
1987-88	11-16	5-4	4-10	2-2	5-9	4-3	1-6	0-0	0-1		
1988-89	15-16	10-3	5-8	0-5	8-6	5-2	3-4	0-0	1-1		
1989-90	13-15	8-5	4-6	1-4	8-8	5-2	3-4	0-2	0-1		
1990-91	17-13	10-2	5-7	2-4	11-5	7-1	4-4	0-0	2-1		
1991-92	14-15	8-3	4-11	2-1	8-8	6-2	2-6	0-0	1-1		
1992-93	16-11	10-1	4-8	2-2	9-5	6-1	3-4	0-0	0-1		
1993-94	7-20	5-9	2-10	0-1	3-11	2-5	1-6	0-0	0-1		
1994-95	10-17	7-5	3-10	0-2	6-8	4-3	2-5	0-0	0-1		
1995-96	21-8	12-2	9-4	0-2	10-4	6-1	4-3	0-0	1-1		0-1
1996-97	22-8	12-1	10-6	0-1	11-3	6-1	5-2	0-0	0-1		0-1
1997-98	27-6	12-0	12-3	3-3	15-3	9-0	6-3	0-0	3-0	0-1	
1998-99	16-14	6-6	9-4	1-4	12-6	5-4	7-2	0-0	0-1		
1999-00	20-11	9-3	8-7	3-1	13-5	7-2	6-3	0-0	3-0	0-1	
2000-01	22-11	11-2	6-6	5-3	12-6	7-2	5-4	0-0	3-0	0-1	
2001-02	13-17	5-6	5-8	3-3	10-8	5-4	5-4	0-0	0-1		
2002-03	17-12	10-2	4-8	3-2	11-7	8-1	3-6	0-0	1-1		
2003-04	11-18	7-5	2-12	2-1	8-10	6-3	2-7	0-0	1-1		
2004-05	15-16	8-4	3-11	4-1	9-9	5-3	3-6	1-0	2-1		
2005-06	23-8	7-4	11-2	5-2	13-5	5-4	8-1	0-0	3-0	0-1	
2006-07	2-28	1-10	1-15	0-3	1-17	1-8	0-9	0-0	0-1		
2007-08	12-20	7-5	5-12	0-3	8-10	5-4	3-6	0-0	0-1		
2008-09	12-19	6-6	5-10	1-3	7-11	4-5	3-6	0-0	0-1		
2009-10	21-10	11-3	9-4	1-3	12-6	6-3	6-3	0-0	0-1		
2010-11	23-11	11-2	10-6	2-3	13-5	8-1	5-4	0-0	2-1		
Total	1014-771	474-168	292-388	171-177	277-197	189-74	112-121	6-2	36-23	1-8	1-4

Postseason MAAC Tournament record not included in MAAC overall, MAAC home or MAAC away records.

# MAAC Records

## Year-By-Year Records

Year	Overall	MAAC	Finish	Tournament
1981-82	24-9	7-3	(3rd)	3-0
1982-83	22-9	8-2	(1st)	1-1
1983-84	23-8	11-3	(3rd)	3-0
1984-85	26-5	11-3	(1st)	3-0
1985-86	14-15	9-5	(2nd)	1-1
1986-87	16-14	8-6	(3rd)	2-1
1987-88	11-16	5-9	(5th)	0-1
1988-89	15-16	8-6	(3rd)	1-1
1989-90	13-15	8-8	(2nd-South)	0-1
1990-91	17-13	11-5	(4th)	2-1
1991-92	14-15	8-8	(6th)	1-1
1992-93	16-11	9-5	(3rd)	0-1
1993-94	7-20	3-11	(7th)	0-1
1994-95	10-17	6-8	(5th)	0-1
1995-96	21-8	10-4	(Tied 1st)	1-1

## All-MAAC Selections

Year	Player
1981-82	Steve Burt, Gary Springer
1982-83	Steve Burt (Player of the Year), Gary Springer
1983-84	1st Team - Steve Burt (Player of the Year) 2nd Team - Gary Springer 3rd Team - Tony Hargraves
1984-85	Rory Grimes, Tony Hargraves All-Rookie - Richie Simmonds (Co-Rookie of the Year)
1985-86	1st Team - Bob Coleman
1986-87	2nd Team - Alvin Lott
1987-88	2nd Team - Richie Simmonds
1988-89	2nd Team - Chip Langdon All-Rookie - Kevin Cooper
1989-90	2nd Team - Sean Green All-Rookie - Danny Doyle
1990-91	1st Team - Sean Green
1991-92	2nd Team - Derrick Canada
1992-93	1st Team - Harry Hart 2nd Team - Corey Taylor
1993-94	1st Team - Mikkel Larsen All-Rookie - Mindaugas Timinskas
1994-95	1st Team - Mikkel Larsen 2nd Team - Mindaugas Timinskas All-Rookie - John Estick
1995-96	2nd Team - Greg Barr, Mikkel Larsen, Bryan Matthew
1996-97	1st Team - Bryan Matthew, Mindaugas Timinskas (Player of the Year)
1996-97	All-Rookie - Tariq Kirksay
1997-98	1st Team - Kashif Hameed (Player of the Year), John McDonald 2nd Team - Tariq Kirksay

## All-Time MAAC Tournament Results

Year	Round	Result	Site
1982	Quarterfinal	Iona 69 • Army 53	New Rochelle, NY
	Semifinal	Iona 58 • Fordham 55	East Rutherford, NJ
	Final	Iona 66 • St. Peter's 61 (OT)	East Rutherford, NJ
All-Tournament Team - Rory Grimes (MVP), Tony Hargraves, Gary Springer			
1983	Semifinal	Iona 65 • Army 53	East Rutherford, NJ
	Final	Fordham 54 • Iona 53	East Rutherford, NJ
All-Tournament Team - Steve Burt, Rory Grimes, Tony Hargraves			
1984	Quarterfinal	Iona 74 • Holy Cross 66	New Haven, CT
	Semifinal	Iona 59 • St. Peter's 56	East Rutherford, NJ
	Final	Iona 74 • Fordham 61	East Rutherford, NJ
All-Tournament Team - Steve Burt (MVP), Tony Hargraves, Gary Springer			
1985	Quarterfinal	Iona 95 • Fairfield 61	East Rutherford, NJ
	Semifinal	Iona 59 • Army 57	East Rutherford, NJ
	Final	Iona 57 • Fordham 54	East Rutherford, NJ
All-Tournament Team - Tony Hargraves (MVP), Rory Grimes			
1986	Quarterfinal	Iona 64 • Army 60	East Rutherford, NJ
	Semifinal	Holy Cross 81 • Iona 77	East Rutherford, NJ
All-Tournament Team - Bob Coleman			
1987	Quarterfinal	Iona 70 • Holy Cross 57	East Rutherford, NJ
	Semifinal	Iona 66 • St. Peter's 59	East Rutherford, NJ
	Final	Fairfield 73 • Iona 70 (OT)	East Rutherford, NJ
All-Tournament Team - Alvin Lott, Richie Simmonds			
1988	Quarterfinal	Holy Cross 91 • Iona 86	Worcester, MA
1989	Quarterfinal	Iona 76 • Holy Cross 63	New Rochelle, NY
	Semifinal	St. Peter's 77 • Iona 76 (OT)	East Rutherford, NJ
All-Tournament Team - Glenn Grant			
1990	Quarterfinal	Fordham 69 • Iona 66	Albany, NY
1991	Quarterfinal	Iona 69 • Manhattan 54	Albany, NY
	Semifinal	Iona 95 • Siena 90 (OT)	Albany, NY
	Final	St. Peter's 64 • Iona 58	Albany, NY
All-Tournament Team - Sean Green, Antoine Lewis			
1992	Quarterfinal	Iona 59 • Loyola 53	Albany, NY
	Semifinal	Manhattan 79 • Iona 78	Albany, NY
All-Tournament Team - Derrick Canada			
1993	Quarterfinal	Canisius 64 • Iona 62	Albany, NY
1994	Quarterfinal	Manhattan 99 • Iona 65	Albany, NY
1995	Quarterfinal	Fairfield 81 • Iona 79 (OT)	Albany, NY

Year	Overall	MAAC	Finish	Tournament
1996-97	22-8	11-3	(1st)	0-1
1997-98	27-6	15-3	(1st)	3-0
1998-99	16-14	12-6	(3rd)	0-1
1999-00	20-11	13-5	(2nd)	3-0
2000-01	22-11	12-6	(1st)	3-0
2001-02	13-17	10-8	(5th)	0-1
2002-03	17-12	11-7	(5th)	1-1
2003-04	11-18	8-10	(7th)	1-1
2004-05	15-16	9-9	(5th)	2-1
2005-06	23-8	13-5	(2nd)	3-0
2006-07	2-28	1-17	(10th)	0-1
2007-08	12-20	8-10	(7th)	0-1
2008-09	12-19	7-11	(7th)	0-1
2009-10	21-9	12-6	(3rd)	0-1
2010-11	23-11	13-5	(2nd)	2-1
<b>Totals</b>	<b>504-400</b> <b>(.558)</b>	<b>277-197</b> <b>(.584)</b>		<b>36-23</b> <b>(.610)</b>

Year	Player
1997-98	3rd Team - Donell Mitchell
1998-99	1st Team - Tariq Kirksay 2nd Team - Kashif Hameed All-Rookie - Dyree Wilson
1999-00	1st Team - Tariq Kirksay (Player of the Year) 3rd Team - Dyree Wilson, Nakiea Miller
2000-01	1st Team - Nakiea Miller 2nd Team - Earl Johnson 3rd Team - Dyree Wilson All-Rookie - Greg Jenkins
2001-02	2nd Team - Courtney Fields 3rd Team - Greg Jenkins
2002-03	2nd Team - Courtney Fields 3rd Team - Steve Smith All-Rookie - Marvin McCullough, Ricky Soliver
2003-04	2nd Team - Greg Jenkins 3rd Team - Steve Burt All-Rookie - Anthony Bruin
2004-05	1st Team - Greg Jenkins 2nd Team - Steve Burt
2005-06	1st Team - Steve Burt 2nd Team - Ricky Soliver
2008-09	3rd Team - Gary Springer All-Rookie - Scott Machado (Rookie of the Year)
2009-10	2nd Team - Scott Machado All-Rookie - Kyle Smyth
2010-11	1st Team - Mike Glover, Scott Machado

Year	Round	Result	Site
1996	Quarterfinal	Iona 71 • Siena 59	Albany, NY
	Semifinal	Canisius 63 • Iona 62	Albany, NY
All-Tournament Team - Mikkel Larsen			
1997	Quarterfinal	Fairfield 80 • Iona 71	Buffalo, NY
1998	Quarterfinal	Iona 76 • Marist 55	Albany, NY
	Semifinal	Iona 69 • Loyola 58	Albany, NY
	Final	Iona 90 • Siena 75	Albany, NY
All-Tournament Team - Kashif Hameed, Tariq Kirksay, John McDonald (MVP)			
1999	Quarterfinal	Marist 71 • Iona 69	Buffalo, NY
2000	Quarterfinal	Iona 64 • Rider 59	Albany, NY
	Semifinal	Iona 76 • Fairfield 72	Albany, NY
	Final	Iona 84 • Siena 80	Albany, NY
All-Tournament Team - Tariq Kirksay, Nakiea Miller, Dyree Wilson (MVP)			
2001	Quarterfinal	Iona 64 • Loyola 52	Buffalo, NY
	Semifinal	Iona 75 • Marist 71	Buffalo, NY
	Final	Iona 74 • Canisius 67	Buffalo, NY
All-Tournament Team - Earl Johnson, Phil Grant, Nakiea Miller (MVP)			
2002	Quarterfinal	Niagara 89 • Iona 83	Albany, NY
2003	Opening Round	Iona 62 • Loyola 39	Trenton, NJ
	Quarterfinal	Niagara 81 • Iona 75	Trenton, NJ
2004	Opening Round	Iona 68 • Canisius 66	Albany, NY
	Quarterfinal	Niagara 106 • Iona 92	Albany, NY
2005	Opening Round	Iona 68 • Siena 51	Buffalo, NY
	Quarterfinal	Iona 97 • Saint Peter's 73	Buffalo, NY
	Semifinal	Niagara 69 • Iona 66	Buffalo, NY
All-Tournament Team - Steve Burt			
2006	Quarterfinal	Iona 80 • Niagara 54	Albany, NY
	Semifinal	Iona 100 • Marist 84	Albany, NY
	Final	Iona 80 • Saint Peter's 61	Albany, NY
All-Tournament Team - Ricky Soliver, Kiril Wachsmann, Steve Burt (MVP)			
2007	Opening Round	Rider 77 • Iona 62	Bridgeport, CT
2008	Opening Round	Canisius 64 • Iona 59	Albany, NY
2009	Opening Round	Marist 43 • Iona 40	Albany, NY
2010	Quarterfinal	Niagara 68 • Iona 64	Albany, NY
2011	Quarterfinal	Iona 94 • Siena 64	Bridgeport, CT
	Semifinal	Iona 83 • Rider 59	Bridgeport, CT
	Final	Saint Peter's 62 • Iona 57	Bridgeport, CT



# Postseason Tournament Play



## 2006:

After rolling through the MAAC Tournament for a conference record seventh time in Albany, NY, Iona traveled to Jacksonville, FL and dropped a tough fought match against the No. 4 seeded LSU. The Gaels gave the eventual Final Four participant Tigers all they could handle, taking a five-point lead into halftime.




## 2001:

Following a repeat as MAAC Tournament Champions, the Gaels became a regular at the NCAA Tournament, appearing for the third time in four seasons. Playing in the Midwest Regional, Iona fell just two points short of upsetting SEC Champion and No. 3 seeded Ole Miss

## 2000:

Iona closed out the regular season winning 11 of 12 and swept through the MAAC Tournament, earning a spot in the Big Dance - the NCAA Tournament. The Gaels faced Maryland in the first round in Minneapolis, MN and lost, 74-59



## NCAA Tournament

1979	East Regional - Raleigh, NC Pennsylvania 73, Iona 69	1998	South Regional - Lexington, KY Syracuse 63, Iona 61
1980	East Regional - Providence, RI Iona 84, Holy Cross 78 Georgetown 74, Iona 71	2000	Midwest Regional - Minneapolis, MN Maryland 74, Iona 59
1984	East Regional - E. Rutherford, NJ Virginia 58, Iona 57	2001	Midwest Regional - Kansas City, MO Ole Miss 72, Iona 70
1985	East Regional - Hartford, CT Loyola (IL) 59, Iona 58	2006	Atlanta Regional - Jacksonville, FL LSU 80, Iona 64



## 1998:

After roaring through the MAAC Tournament, the Gaels played Syracuse in the first round of the NCAA Tournament at Rupp Arena in Lexington, KY. At the conclusion of an intense game-long see saw battle, Syracuse nips Iona at the buzzer on a desperation 22-footer

## 1997:

On the heels of their second-straight MAAC regular season championship, Iona makes a repeat visit to the National Invitation Tournament, playing UConn

## 2011:

The Gaels earned a bid into the CIT for the first time after falling to Saint Peter's in the MAAC Championship game in Bridgeport, CT



## 1996:

Head Coach Tim Welsh leads the Gaels to a MAAC regular season title and a return to national postseason play in the NIT, where they face St. Joseph's at home in the first round



## 1980:

Iona Hall of Famer Jeff Ruland finishes his All-American season by guiding the Gaels to the NCAA East Regional Final, narrowly bowing to Georgetown, 74-71



## 1984, 1985:

Taking up where Jim Valvano left off, Pat Kennedy - now the head coach at Towson University - leads Iona to two more NCAA appearances while winning the MAAC Tournament three times in five years

## National Invitation Tournament

1982	First Round - Piscataway, NJ Rutgers 55, Iona 51
1983	First Round - New Rochelle, NY Iona 90, St. Bonaventure 76 Second Round - Lincoln, NE Nebraska 85, Iona 73
1996	First Round - New Rochelle, NY St. Joseph's 82, Iona 78
1997	First Round - Storrs, CT Connecticut 71, Iona 66



## 1979:

Coaching legend Jim Valvano teaches his Iona teams to "Dare to Dream," as he mentors the Gaels into their first two NCAA Tournament appearances. Coach V would go onto lead NC State to the 1983 National Championship.

# Overtime Games

Year	Date	Result	Site	Year	Date	Result	Site
1947-48	N/A	St. John's 57 • Iona 55	Bronx, NY		1/9/1988	** St. Peter's 81 • Iona 76	New Rochelle, NY
1952-53	12/12/1952	Iona 79 • St. Francis (NY) 75	White Plains, NY		2/13/1988	Iona 79 • Manhattan 76	New Rochelle, NY
1954-55	2/12/1955	Iona 55 • Amherst 52	Amherst, MA	1988-89	1/28/1989	Iona 65 • Fairfield 60	Fairfield, CT
1955-56	2/12/1956	Loyola (IL) 75 • Iona 74	White Plains, NY		2/21/1989	Iona 123 • Holy Cross 113	New Rochelle, NY
1957-58	2/27/1958	** Iona 82 • St. Francis (NY) 77	New York, NY		2/26/1989	Iona 73 • St. Peter's 70	New Rochelle, NY
1959-60	2/2/1960	Iona 71 • Seton Hall 68	White Plains, NY		3/4/1989	St. Peter's 77 • Iona 76	E. Rutherford, NJ
1960-61	1/31/1961	Siena 64 • Iona 59	New Rochelle, NY	1989-90	12/2/1989	Kent State 72 • Iona 69	New Rochelle, NY
1961-62	1/10/1962	** St. Peter's 82 • Iona 79	New Rochelle, NY		2/26/1990	Iona 59 • Fairfield 53	Fairfield, CT
	1/27/1962	Le Moyne 61 • Iona 58	Syracuse, NY	1990-91	1/26/1991	Loyola (MD) 66 • Iona 65	Baltimore, MD
	2/12/1962	Fairfield 91 • Iona 85	Fairfield, CT		3/3/1991	Iona 95 • Siena 90	Albany, NY
	2/22/1962	Detroit 63 • Iona 59	New York, NY	1991-92	12/14/1992	Iona 74 • Fordham 73	Bronx, NY
1962-63	1/26/1963	Iona 60 • Siena 58	Loudonville, NY		12/30/1992	Iona 105 • Stetson 102	DeLand, FL
1964-65	1/29/1965	N.Y.U. 62 • Iona 60	New York, NY	1992-93	1/16/1993	Iona 80 • Fairfield 79	New Rochelle, NY
	1/30/1965	Iona 69 • Fairleigh Dickinson 66	Teaneck, NJ		1/23/1993	Niagara 99 • Iona 93	Niagara Falls, NY
1965-66	1/8/1966	Fordham 65 • Iona 60	New York, NY	1994-95	3/4/1995	Fairfield 81 • Iona 79	Albany, NY
1966-67	1/3/1967	Canisius 80 • Iona 71	New York, NY	1995-96	12/23/1995	Iona 79 • Detroit 76	New Rochelle, NY
	1/21/1967	Seton Hall 81 • Iona 74	South Orange, NJ	1996-97	1/8/1997	Iona 85 • Loyola (MD) 78	Baltimore, MD
	3/4/1967	Rider 66 • Iona 63	New Rochelle, NY		1/26/1997	** Iona 91 • Niagara 90	New Rochelle, NY
1970-71	1/16/1971	Iona 81 • Scranton 77	Scranton, PA		2/6/1997	Manhattan 98 • Iona 89	New Rochelle, NY
	2/11/1971	Iona 80 • Bridgeport 79	Bridgeport, CT	1997-98	11/15/1997	Iona 95 • Morgan State 92	Baltimore, MD
1971-72	2/26/1972	*** LeMoyne 90 • Iona 88	Syracuse, NY		12/5/1997	Manhattan 64 • Iona 62	Riverdale, NY
1972-73	1/20/1973	** Seton Hall 91 • Iona 90	South Orange, NJ		2/1/1998	Iona 83 • Siena 82	New Rochelle, NY
	2/12/1973	Iona 70 • Fairfield 65	White Plains, NY	1998-99	1/8/1999	Iona 82 • Rider 77	New Rochelle, NY
1973-74	12/4/1973	Iona 106 • Siena 98	White Plains, NY	1999-00	12/23/1999	St. Francis (NY) 100 • Iona 98	Brooklyn Hgts, NY
	1/5/1974	Iona 74 • Hofstra 72	White Plains, NY		1/13/2000	Rider 89 • Iona 84	New Rochelle, NY
	1/30/1974	Seton Hall 85 • Iona 82	White Plains, NY		1/24/2000	Iona 96 • Siena 92	Albany, NY
1974-75	11/30/1974	** Iona 94 • Marist 90	New Rochelle, NY	2000-01	12/6/2000	Iona 89 • Fairfield 83	Fairfield, CT
	2/5/1975	Fairfield 71 • Iona 70	New Rochelle, NY		12/28/2000	Iona 100 • Niagara 90	New Rochelle, NY
1975-76	12/6/1975	Iona 75 • Columbia 73	New York, NY	2001-02	12/6/2001	Iona 82 • Fairfield 78	Bridgeport, CT
	1/5/1976	Iona 67 • William & Mary 64	New Rochelle, NY		1/3/2002	Siena 79 • Iona 70	New Rochelle, NY
	2/28/1976	Seton Hall 79 • Iona 78	New Rochelle, NY		1/9/2002	Rider 82 • Iona 79	New Rochelle, NY
1976-77	12/1/1976	Siena 95 • Iona 87	Loudonville, NY	2002-03	12/5/02	Fairfield 83 • Iona 78	Bridgeport, CT
1977-78	2/21/1978	St. Francis (NY) 73 • Iona 72	Brooklyn, NY		2/16/03	** Iona 80 • Manhattan 77	New Rochelle, NY
1978-79	1/22/1979	Iona 84 • Pittsburgh 79	Uniondale, NY	2003-04	3/6/04	Niagara 106 • Iona 92	Albany, NY
1980-81	1/13/1980	Iona 82 • Wagner 80	New Rochelle, NY	2004-05	1/30/05	*** Canisius 90 • Iona 88	New Rochelle, NY
	1/17/1980	Iona 57 • Holy Cross 56	New Rochelle, NY	2005-06	1/26/06	Iona 71 • Niagara 69	Niagara U., NY
	2/21/1980	Iona 68 • Central Connecticut 66	New Rochelle, NY	2006-07	1/14/07	Fairfield 83 • Iona 76	New Rochelle, NY
1981-82	2/20/1982	***** Iona 102 • Fairfield 100	Fairfield, CT		1/18/07	Canisius 72 • Iona 65	Buffalo, NY
	3/5/1982	Iona 66 • St. Peter's 61	E. Rutherford, NJ		1/23/07	Fairfield 70 • Iona 67	Bridgeport, CT
1984-85	12/1/1984	Iona 86 • Marist 78	New Rochelle, NY	2007-08	1/21/08	Rider 68 • Iona 63	Lawrenceville, NJ
	1/5/1985	Iona 70 • Monmouth 67	W. Long Branch, NJ	2008-09	11/21/08	Wisconsin 60 • Iona 58	St. Thomas, USVI
	1/9/1985	Iona 87 • Detroit 82	Detroit, MI		1/17/09	Iona 78 • Canisius 77	Buffalo, NY
	1/12/1985	Iona 72 • New Orleans 66	New Orleans, LA		2/7/09	Iona 66 • Marist 65	New Rochelle, NY
1985-86	12/26/1985	St. Bonaventure 74 • Iona 72	New Rochelle, NY	2009-10	11/27/09	Baylor 72 • Iona 62	Lake Buena Vista, FL
1986-87	2/21/1987	Iona 85 • Fairfield 83	New Rochelle, NY	2010-11	11/18/10	** Iona 81 • Richmond 77	New Rochelle, NY
1986-87	3/2/1987	Fairfield 73 • Iona 70	East Rutherford, NJ		1/14/11	Iona 100 • Rider 96	Lawrenceville, NJ
1987-88	11/19/1987	Iona 77 • St. Louis 73	Cork, Ireland		1/30/11	Loyola 88 • Iona 85	Baltimore, MD
	12/9/1987	Seton Hall 92 • Iona 84	South Orange, NJ			** Two Overtimes *** Three Overtimes ***** Five Overtimes	
	12/21/1987	Texas A&M 78 • Iona 73	San Francisco, CA				

## Iona In Overtime

Opponent	W	L	Opponent	W	L
Amherst	1	0	New Orleans	1	0
Baylor	0	1	New York University	0	1
Bridgeport	1	0	Niagara	3	2
Canisius	1	3	Pittsburgh	1	0
Central Conn.	1	0	Richmond	1	0
Columbia	1	0	Rider	2	4
Detroit	2	1	St. Bonaventure	0	1
Fairfield	8	7	St. Francis (NY)	2	2
Fairleigh Dickinson	1	0	St. John's	0	1
Fordham	1	1	St. Louis	1	0
Hofstra	1	0	St. Peter's	1	3
Holy Cross	2	0	Scranton	1	0
Kent State	0	1	Seton Hall	1	5
LeMoyne	0	2	Siena	5	3
Loyola (IL)	0	1	Stetson	1	0
Loyola (MD)	1	2	Texas A&M	0	1
Manhattan	2	2	Wagner	1	0
Marist	3	0	William & Mary	1	0
Monmouth	1	0	Wisconsin	0	1
Morgan State	1	0	<b>Totals</b>	<b>50</b>	<b>45</b>



Marvin McCullough '06 is the only player in Iona history to record four 100+ assist seasons

# Game 1 Kent State 73, Iona College 72

## (0-1) World Vision Classic

### Cleveland OH, Wolstein Center

#### November 12, 2010

CLEVELAND, OH - Justin Greene's free throw with 1.9 seconds propelled Kent State to a one-point, 73-72 win over Iona in the opening contest of the 2010 World Vision Classic at the Wolstein Center on the campus of Cleveland State University. The Gaels (0-1) opened up their 2010-11 campaign and the Tim Cluess era with a heartbreaking defeat.

Iona erased an eight-point second half deficit by turning up its defensive effort. Trailing 46-38 with 14:36 to play, the Gaels chipped away and rallied to tie the score at 50-50 on junior Randy Dezouvre's layup a little over four minutes later. The two teams traded leads over the next several possessions.

The Maroon & Gold gained as much as a six-point lead with 2:52 to play when junior Jermel Jenkins drained an open three-pointer from the wing to give the squad a 70-64 advantage. A three-point play by Kent State guard Rodriguez Sherman was followed by a Carlton Guyton three-pointer on the following possession and the score was knotted at 72-72 with less than a minute to play.

Junior point guard Scott Machado had good penetration into the lane on the Gaels' next possession and dished it off to teammate Alejo Rodriguez. The senior forward's shot attempt was deflected away allowing the Golden Flashes to call timeout to set up a final possession in regulation.

With 1.9 seconds, Greene was fouled by Iona junior Michael Glover who was called for a block while trying to take a charge. Greene hit the first and intentionally missed the second shot. After a quick time out took a half second left, the miss free throw strategy worked for Kent State as the Gaels had to take the ball out of bounds from a stationary spot rather than being able to run the base line had he made it. Senior Rashon Dwight inbounded the ball to Jenkins and his ensuing shot attempt fell short as the Gaels fell by a single point.

Glover led the five Iona players in double-figures, scoring 16 points in his Maroon & Gold debut. He shot 4-for-8 from the floor and was 8-for-15 from the free-throw line. Jenkins added 13 points all coming in the second half during Iona's run. He shot 5-for-8 from the field with three three-pointers, two assists and two steals. Machado posted 11 points with a team-high eight assists, seven rebounds and three steals. Rodriguez and Dezouvre posted 10 points apiece. Rodriguez matched his career-high with five blocked shots and three steals. Dezouvre added six assists while also making his first appearance in Maroon & Gold.

#### VISITORS: Iona College 0-1

##	Player Name	M	FG-A	3FG-A	FT-A	REB	PF	A	T	O	B	S	TP
1	Glover, Mike	f	27	4-8	0-0	8-15	3	5	0	2	0	0	16
21	Rodriguez, Alejo	f	35	5-7	0-0	0-0	6	3	0	3	5	3	10
3	Machado, Scott	g	35	3-8	1-2	4-7	7	3	8	7	0	3	11
10	Jenkins, Jermel	g	30	5-8	3-4	0-0	1	2	3	3	0	2	13
33	Smyth, Kyle	g	27	3-5	2-4	0-0	0	2	0	1	0	0	8
5	Dwight, Rashon	g	13	0-4	0-1	1-2	2	2	1	1	1	1	1
11	Fields, Trinity	g	2	0-0	0-0	0-0	0	1	0	0	0	0	0
22	Armand, Sean	g	7	1-5	1-3	0-0	1	0	1	0	0	0	3
23	Dezouvre, Randy	g	19	3-8	0-1	4-6	6	3	3	0	0	3	10
24	Kesic, Aleksandar	g	2	0-1	0-1	0-0	0	0	0	0	0	0	0
44	Pelcher, Chris	g	3	0-0	0-0	0-0	0	0	0	0	0	0	0
TEAM						4							
Totals			200	24-54	7-16	17-30	30	21	15	17	6	12	72
TOTAL FG% 1st: 12-30			40.0%	2nd: 12-24	50.0%	Game: 44.4%	DEADB						
3-Pt. FG% 1st: 3-10			30.0%	2nd: 4-6	66.7%	Game: 43.8%	REBS						
F Throw % 1st: 5-9			55.6%	2nd: 12-21	57.1%	Game: 56.7%	7						

#### HOME TEAM: Kent State 1-0

##	Player Name	M	FG-A	3FG-A	FT-A	REB	PF	A	T	O	B	S	TP
34	Greene, Justin	f	35	11-15	0-0	4-5	14	2	0	4	3	1	26
33	Manns, Justin	c	25	3-5	0-0	0-0	3	3	0	1	0	0	6
2	Porini, Michael	g	18	0-2	0-1	1-2	1	5	5	3	0	4	1
11	Guyton, Carlton	g	35	6-11	2-4	0-2	4	0	6	2	2	1	14
32	Sherman, Rodriguez	g	31	6-9	3-3	5-7	2	3	5	3	0	1	20
1	Gaines, Eric	g	10	0-0	0-0	1-4	4	1	0	2	0	1	1
3	Holt, Randal	g	24	1-8	1-5	2-2	3	1	0	4	0	1	5
21	Johnson, Robert	g	8	0-0	0-0	0-1	2	4	1	2	0	0	0
22	Leonard, Darius	g	14	0-2	0-0	0-0	1	1	0	0	0	2	0
TEAM						4							
Totals			200	27-52	6-13	23-33	38	20	17	21	5	11	73
TOTAL FG% 1st: 15-30			50.0%	2nd: 12-22	54.5%	Game: 51.9%	DEADB						
3-Pt. FG% 1st: 4-8			50.0%	2nd: 2-5	40.0%	Game: 46.2%	REBS						
F Throw % 1st: 1-4			25.0%	2nd: 12-19	63.2%	Game: 56.5%	3						

Officials: Todd Williams, Craig Lane, Tyler Krumpf  
Technical fouls: Iona College-None. Kent State-None.  
Attendance: 1450

Score by Periods	1st	2nd	Total
Iona College	32	40	- 72
Kent State	35	38	- 73

# Game 2 Cleveland State 78, Iona College 68

## (0-2) World Vision Classic

### Cleveland OH, Wolstein Center

#### November 13, 2010

CLEVELAND, OH - Junior Michael Glover's 28 and senior Rashon Dwight's career-high 19 points were not enough to solve Cleveland State in Iona's 78-68 loss at the Wolstein Center. The Gaels begin the 2010-11 campaign and the World Vision Classic with two straight losses.

Iona made a late run and cut a 13-point second half deficit to just six points with less than 75 seconds remaining. Glover hit two free throws and converted a thunderous dunk to make the score 74-68 but the Maroon & Gold would not get any closer.

Glover posted 28 points on 8-of-18 shooting from the field and 12-of-15 from the charity stripe. He added nine rebounds and two blocks in 38 minutes of play. Dwight recorded his career-best night on 6-of-15 shooting including three trifectas and a 4-for-5 effort from the line. He had a team best five assists and three steals to go along with his four rebounds.

Junior Jermel Jenkins had his second straight double-digit point effort with 10 points. He added four points while connecting on two three-pointers.

The Vikings were led by Preseason All-Horizon First Team performer Norris Cole who posted 25 points, five assists and four steals. Trevon Harmon Had a double-double with 16 points and 10 boards.

Rebounding and foul shooting proved to be the difference in the game. Cleveland State held a 38-27 advantage on the boards and shot an incredible 22-for-23 from the free-throw line. The Gaels were a respectable 17-for-23 in the loss.

#### VISITORS: Iona College 0-2

##	Player Name	M	FG-A	3FG-A	FT-A	REB	PF	A	T	O	B	S	TP
1	Glover, Mike	f	38	8-18	0-12	15-9	3	0	0	2	1	0	28
33	Smyth, Kyle	f	25	0-2	0-2	0-0	2	2	0	1	1	0	0
3	Machado, Scott	g	35	3-7	0-2	1-2	3	4	2	5	0	2	7
5	Dwight, Rashon	g	38	6-15	3-8	4-5	4	4	5	4	0	3	19
10	Jenkins, Jermel	g	37	4-8	2-5	0-1	1	4	4	1	0	1	10
11	Fields, Trinity	g	3	0-0	0-0	0-0	0	2	0	0	0	0	0
22	Armand, Sean	g	6	0-1	0-0	0-0	2	0	1	2	0	0	0
23	Dezouvre, Randy	g	12	2-4	0-0	0-0	4	1	1	1	0	0	4
24	Kesic, Aleksandar	g	3	0-2	0-1	0-0	0	0	0	0	0	0	0
44	Pelcher, Chris	g	3	0-0	0-0	0-0	0	1	0	0	0	0	0
TEAM						2							
Totals			200	23-57	5-19	23-23	27	21	13	14	3	7	68
TOTAL FG% 1st: 8-28			28.6%	2nd: 15-29	51.7%	Game: 40.4%	DEADB						
3-Pt. FG% 1st: 0-9			0.0%	2nd: 5-10	50.0%	Game: 26.3%	REBS						
F Throw % 1st: 9-12			75.0%	2nd: 8-11	72.7%	Game: 73.9%	1,1						

#### HOME TEAM: Cleveland State 2-0

##	Player Name	M	FG-A	3FG-A	FT-A	REB	PF	A	T	O	B	S	TP
33	Kamczyk, Tim	f	16	1-1	1-1	2-2	6	0	1	4	0	1	5
44	Pogue, Aaron	c	30	4-7	0-0	3-3	4	4	0	2	1	1	11
3	Harmon, Trevon	g	39	5-12	2-5	4-4	10	1	1	3	0	1	16
5	Montgomery, J	g	25	1-8	0-5	2-2	2	3	1	3	0	0	4
30	Cole, Norris	g	39	8-17	0-4	9-10	5	1	5	4	0	4	25
4	Long, Devon	g	2	0-0	0-0	0-0	0	1	0	0	0	0	0
20	Woods, Charlie	g	25	2-2	2-2	0-0	4	3	2	0	2	1	6
22	Mccoy, Josh	g	16	1-2	1-2	2-2	3	3	0	1	0	1	5
24	Ndaye, Luda	g	8	3-3	0-0	0-0	1	3	1	1	0	1	6
TEAM						3							
Totals			200	25-52	6-19	22-23	38	19	11	18	3	10	78
TOTAL FG% 1st: 12-25			48.0%	2nd: 13-27	48.1%	Game: 48.1%	DEADB						
3-Pt. FG% 1st: 3-12			25.0%	2nd: 3-7	42.9%	Game: 31.6%	REBS						
F Throw % 1st: 7-8			87.5%	2nd: 15-15	100%	Game: 95.7%	1						

Officials: Rick Hartzell, John Hampton, Steve McKenkins  
Technical fouls: Iona College-None. Cleveland State-None.  
Attendance: 1561

Score by Periods	1st	2nd	Total
Iona College	25	43	- 68
Cleveland State	34	44	- 78

# Game 3 Bryant 74, Iona College 72

## (0-3) World Vision Classic

### Cleveland OH, Wolstein Center

#### November 14, 2010

CLEVELAND, OH - Raphael Jordan's three-pointer from the wing with time expiring put Bryant ahead of Iona 74-72 in the Gaels' second hard-luck loss of the tournament. The Maroon & Gold went winless in three contests at the World Vision Classic.

With Iona clinging to a four-point lead with 36 seconds to play, Bryant's Barry Latham converted three free throws to cut the deficit to one-point with less than 20 ticks left. The Gaels missed two ensuing free throws as the Bulldogs fouled to stop the clock. With less than two seconds on the clock, Jordan heaved the ball over and Iona defender from 22-feet away for the game winner.

The Gaels struggled early, falling behind 9-1 less than six minutes in. The squad rebounded to take a seven-point advantage into halftime. Iona led by as many as 13 in the second half before its shots ceased to fall. The Gaels went nearly 10 minutes with just two field goals between a driving score from junior Scott Machado that put the team up by 12 with 12:05 to play and back-to-back three pointers by sophomore Kyle Smyth and Machado with under 2:30 left.

Machado led the way with 16 points for the Gaels. He grabbed seven rebounds and dished out six assists. Smyth posted 14 points while juniors Jermel Jenkins and Michael Glover had 12 points apiece in the loss. Junior Randy Dezouvre had eight points off the bench.

Frankie Dobbs had 20 points and Jordan posted 14 in win for the Bulldogs.

#### VISITORS: Bryant 1-2

##	Player Name	M	FG-A	3FG-A	FT-A	REB	PF	A	T	O	B	S	TP
23	Francis, Alex	f	22	2-6	0-0	2-4	7	4	0	5	1	0	6
33	Gresham, Cecil	f	30	5-9	2-5	0-0	3	4	0	2	0	1	12
5	Dobbs, Frankie	g	37	5-13	4-10	6-7	4	3	4	5	0	0	20
10	Jordan, Raphael	g	36	5-11	3-3	1-1	5	2	3	4	0	4	14
22	Latham, Barry	g	27	1-3	0-1	4-5	8	1	5	0	0	0	6
3	Chroney, Michael	g	1	0-0	0-0	0-0	0	1	0	1	0	0	0
11	Lee, Matthew	g	17	2-9	2-8	0-0	1	2	2	2	0	1	6
12	Maynard, Corey	g	13	0-3	0-2	0-0	3	1	1	2	0	2	0
15	Kondratyev, V	g	17	4-6	0-0	2-2	5	4	0	1	2	0	10
TEAM						4							
Totals			200	24-60	11-29	15-19	40	22	15	22	3	8	74
TOTAL FG% 1st: 7-29			24.1%	2nd: 17-31	54.8%	Game: 40.0%	DEADB						
3-Pt. FG% 1st: 3-15			20.0%	2nd: 8-14	57.1%	Game: 37.9%	REBS						
F Throw % 1st: 4-6			66.7%	2nd: 11-13	84.6%	Game: 78.9%	2						

#### HOME TEAM: Iona College 0-3

#	Player Name	M	FG-A	3FG-A	FT-A	REB	PF	A	T	O	B	S	TP
1	Glover, Mike	f	19	3-4	0-0	6-8	1	3	2	2	4	1	12
3	Machado, Scott	g	39	7-15	2-6	0-0	7	2	6	5	0	3	16
5	Dwight, Rashon	g	14	0-3	0-2	1-4	2	3	2	0	0	0	1
10	Jenkins, Jermel	g	36	4-11	4-7	0-0	3	0	3	3	0	2	12
33	Smyth, Kyle	g	36	4-7	2-5	4-5	2	2	1	3	0	2	14
11	Fields, Trinity	g	4	0-1	0-1	0-0	1	0	0	1	0	0	0
21	Rodriguez, Alejo	g	14	0-0	0-0	0-2	3	5	0	1	1	1	0
22	Armand, Sean	g	10	2-5	1-3	0-0	1	1	0	1	1	0	5
23	Dezouvre, Randy	g	7	3-6	0-1	2-3	1	0	0	1	0	0	8
24	Kesic, Aleksandar	g	2	0-0	0-0	0-0	1	0	0	0	0	0	0
44	Pelcher, Chris	g	19	1-1	0-0	2-2	4	3	0	2	3	0	4
TEAM							5						
Totals			200 24-53		9-2515-24		31	19	14	19	9	9	72
TOTAL FG %		1st: 10-27	37.0%		2nd:	14-26	53.8%		Game:		45.3%		DEADB
3-Pt FG %		1st: 3-12	25.0%		2nd:	6-13	46.2%		Game:		36.0%		REBS
F Throw %		1st: 5-9	55.6%		2nd:	10-15	66.7%		Game:		62.5%		5



## Game 4 Iona College 81, Richmond 77 TOT (1-3) Non-Conference Game New Rochelle, NY, Hynes Center November 18, 2010

NEW ROCHELLE, NY - In what was an extremely close game throughout, Iona picked a bad time to go down by six points. There were only 48 seconds left, and while the Hynes Athletics Center had been rocking all night, a little bit of life was sucked out of the crowd. In danger of starting 0-4 in head coach Tim Cluess' first season, Iona rallied to tie the game, and survived two overtimes to defeat Richmond 81-77 in their home opener.

Junior guard Jermel Jenkins was the hero. He hit two huge three-pointers, including one with 3.6 seconds left in regulation to tie the game at 67. It was an off-balance shot that came after a brief scramble to secure the ball near midcourt.

"It took a lot of heart to take that shot," backcourt mate Scott Machado said. "He takes shots like that before we start practice, just playing around."

Although a lot more was on the line this time, Jenkins delivered. He finished with 18 points and did a good job defending Richmond's Kevin Anderson, the reigning Atlantic 10 Player of the Year. Anderson scored 24 but it took him 18 shots to get it in a game where every possession proved to be critical.

While there was plenty of sloppy play—the teams combined for 30 turnovers, many of them unforced errors—there were some highlight-worthy plays as well. With just under five minutes left in the first half, Machado drove the lane and faked a pass to forward Mike Glover. Acting as if he was going to take it in himself, Machado then dropped a no-look pass over his shoulder and Glover threw down a thunderous dunk to give Iona a 24-19 lead.

The Gaels led by six at half (their largest lead was eight), but some stalled offensive possessions allowed Richmond to take the lead in the final minute. But the raucous Iona crowd willed the Gaels to victory. "Since I've been here, that was the loudest I've ever heard the crowd," said Machado, who scored a career-high 28 points.

Alejo Rodriguez felt the same way. "The crowd was unbelievable. They were in it from the start. They pushed us. Once we got into overtime, we knew we couldn't lose it." It was Rodriguez who secured a miss and put in the lay-up for the final basket of the game. He finished with 13 rebounds.

Rodriguez's frontcourt partner, Glover, scored 17 on 9-of-12 shooting and pulled down a game-high 17 boards.

The win was Iona's first of the season after dropping three in the World Vision Classic in Cleveland. "This difference between today and the weekend is that our guys didn't stop fighting," Cluess said. "They found the ways to make the plays at the end."

Cluess gets his first win—one he won't even forget—against a Richmond team that went to the NCAA Tournament last year and could easily return this season.

"It was important for us to come home and establish our

## Game 5 Iona College 86, Albany 65 (2-3) Non-Conference Game Albany, NY, SEFCU Arena November 23, 2010

ALBANY, NY - Iona put on an unprecedented shooting display in an 86-65 win over Albany in non-conference action at SEFCU Arena. The Gaels (2-3) drained a school-record 18 three-point field goals led by sophomore Kyle Smyth's eight and junior Jermel Jenkins' seven in the victory.

Both players would have broken the previous single-game three-point field goal mark but it is Smyth that comes away with it alone. The former record of six was shared, among others by Steve Buttt, Jr. (at Manhattan in the final regular season contest in 2006) and Deshaun Williams (at Niagara in 2004).

The team mark for single-game trifectas was shattered and almost met in the first half alone. The Gaels hit 13 three-pointers at Rider on Jan. 11, 2009. The Maroon & Gold have connected on 12 in a game on eight occasions including three times last year.

It was Smyth's torrid shooting that carried the Gaels in the first half. He tallied 26 of his game-high 29 points in the frame shooting 7-for-10 from behind the arc. One of the three misses was a 25-footer at the buzzer and one of his two point makes came with a toe on the line and the shot clock expiring. Smyth also converted a conventional three-point play in the half.

Jenkins added 21 on 7-of-11 shooting from behind the arc. After waiting five seasons to have multiple 20-point scorers in a contest, the Gaels have accomplished the feat in back-to-back efforts.

Junior Scott Machado had a double-double with 14 points and a career-best 15 assists. It was the third-highest single-game assist total in school history, two behind the record set by Danny Doyle against Fairfield of the formerly named Mulcahy Center on Feb. 19, 1994. Senior Alejo Rodriguez posted seven points and 10 rebounds and junior Mike Glover had seven points and six boards after sitting most of the first half after picking up two quick fouls.

The Gaels trailed early with the Great Danes taking a quick 12-6 advantage. Trailing 19-15 at the 12:04 mark, Iona went on a decisive 24-0 run over the next 5:43 and took the lead for good. It was fitting that Iona's first five field goals came from behind the arc by Jenkins and Smyth.

The Maroon & Gold shot 51.7% from the field and 60.0% from behind the arc. The Great Danes had a solid shooting effort as well with a 49.0% overall field goal percentage. Iona out rebounded Albany 35-27 and dished out 24 assists to just 12 turnovers.

The victory was the 100th NCAA win for first-year head coach Tim Cluess who won 98 games in four years at Div. II CW Post before coming to Iona in the spring.

## Game 6 Iona College 71, Norfolk State 64 (3-3) Non-Conference Game Norfolk, VA, Echols Hall November 30, 2010

NORFOLK, VA - Iona escaped with a 73-64 win over Norfolk State at Echols Hall. After seeing an 18-point first half lead erased and facing a six-point deficit, the Gaels (3-3) grifted out the final 11 minutes, ending the game on a 28-13 run and a nine-point victory.

Junior Randy Dezouvre converted a layup with just under four minutes to play in the first half to give Iona a 34-15 lead. The 6-5 wing showed no fear in driving around 6-11 Kyle O'Quinn on his way to the bucket. Baskets were tough to come by in those final four minutes and the lead dwindled to seven at the break after Norfolk State (1-5) converted eight of the half's final 10 points from the foul line.

The Spartans came all the way back to tie the score at 41-41 just over four minutes into the second half and took the lead for the first time in the contest at the 14:19 mark on two free throws by Rodney McCauley. Senior Kyle O'Quinn gave the home team its largest lead of the contest at 11:16 with a jump hook over on the baseline over an Iona defender. It was then a contest of mini-runs as reigning MAAC Co-Player of the Week Kyle Smyth got the Gaels even at 51-51 with just under 11 minutes to go with back-to-back three pointers. Norfolk State scored the next five points and led 56-51. Junior Mike Glover scored four straight on two free throws and a layup and senior Rashon Dwight gave Iona a one-point lead after the under-eight minute media timeout. The Spartans again answered with a 5-0 run and took a four-point, 61-57, advantage with 5:40 on the clock.

Junior Scott Machado took the game over converting two straight transition layups, a neat alley-oop lob pass to Glover and then a third transition bucket to spark a 7-0 run and give Iona a lead it would not relinquish. Glover and junior Jermel Jenkins converted 5-of-6 free throws in the final minute to round out Iona's scoring.

Glover posted his second double-double in three games with 20 points and 13 rebounds to lead the Gaels. He added three assists and a steal with no turnovers in the win. Smyth posted 18 points, connecting on five three-pointers and has converted 13-of-21 in his last two appearances. Dezouvre sparked the Gaels off the bench with 12 first-half points to set a new season-high.

O'Quinn and junior Marcos Tamares each had 15 for Norfolk State while senior Rob Hampton added 14.

The contest featured five former St. Mary's High School coaches and players. Iona head coach Tim Cluess and Norfolk State assistant Robert Jones previously coached the Gaels' Machado and the Spartans' Tamares and senior Aleek Pauine at the Manhasset, NY school.

VISITORS: Richmond 2-1														
##	Player Name	M	FG-A	3FG-A	FT-A	REB	PF	A	T	O	B	S	P	TP
15	Martel, Francis	f	20	0-3	0-0	0-0	2	5	1	1	0	0	0	0
32	Harper, Justin	f	36	7-11	3-5	1-2	6	2	1	0	1	0	18	
41	Geriott, Dan	c	46	6-11	1-3	1-4	4	4	5	4	0	2	14	
3	Brothers, Darien	g	30	2-5	2-4	2-4	1	3	2	1	0	0	8	
14	Anderson, Kevin	g	50	8-18	2-6	6-10	5	3	6	4	1	3	24	
1	Garrett, Darius		24	1-4	0-0	3-6	7	2	0	1	1	1	5	
2	Lindsay, Cedrick	31	3-6	2-3	0-0	1	5	0	1	0	1	0	8	
11	Duinker, Josh	3	0-1	0-0	0-0	1	0	0	0	0	0	0	0	
22	Robbins, Greg	10	0-2	0-2	0-0	0	0	0	0	0	0	0	0	
TEAM						9								
Totals			250	27-61	10-23	13-26	36	24	15	12	3	6	77	
TOTAL FG%		1st: 10-28	35.7%	2nd: 15-22	68.2%	OT: 2-11	18.2%	Game: 44.3%	DEADB					
3-Pt. FG%		1st: 4-10	40.0%	2nd: 5-8	62.5%	OT: 1-5	20.0%	Game: 43.5%	REBS					
F Throw %		1st: 2-4	50.0%	2nd: 6-10	60.0%	OT: 1-5	20.0%	Game: 50.0%	5					

HOME TEAM: Iona College 1-3														
##	Player Name	M	FG-A	3FG-A	FT-A	REB	PF	A	T	O	B	S	P	TP
1	Glover, Mike	f	44	9-12	0-0	3-8	17	5	1	6	0	0	21	
21	Rodriguez, Alejo	f	45	3-4	0-0	0-0	13	3	3	2	3	0	6	
3	Machado, Scott	g	45	8-20	3-6	9-11	5	3	6	1	0	3	28	
10	Jenkins, Jermel	g	48	7-16	3-10	1-1	7	2	1	4	0	0	18	
33	Smyth, Kyle	g	37	4-11	0-0	0-0	2	4	1	1	0	0	8	
5	Dwight, Rashon	0+	0-0	0-0	0-0	0	0	0	0	0	0	0	0	
11	Fields, Trinity	11	0-3	0-3	0-0	1	3	0	0	0	0	0	0	
22	Armand, Sean	3	0-3	0-2	0-0	0	0	0	1	0	0	0	0	
23	Dezouvre, Randy	9	0-0	0-0	0-0	1	3	0	1	0	0	0	0	
44	Pelcher, Chris	8	0-0	0-0	0-0	0	1	0	1	0	0	0	0	
TEAM						3			1					
Totals			250	31-69	6-26	13-20	49	24	12	18	3	3	81	
TOTAL FG%		1st: 12-26	46.2%	2nd: 14-28	50.0%	OT: 1-5	33.3%	Game: 44.9%	DEADB					
3-Pt. FG%		1st: 3-11	27.3%	2nd: 3-11	27.3%	OT: 0-4	0.0%	Game: 23.1%	REBS					
F Throw %		1st: 5-6	83.3%	2nd: 4-9	44.4%	OT: 4-5	80.0%	Game: 65.0%	2					

Officials: Bill McCarthy, Mike McCloskey, Brian O'Connell  
Technical fouls: Richmond-None. Iona College-None.  
Attendance: 2611

Score by Periods	1st	2nd	OT	OT2	Total
Richmond	26	41	6	4	77
Iona College	32	35	6	8	81

VISITORS: Iona College 2-3														
##	Player Name	M	FG-A	3FG-A	FT-A	REB	PF	A	T	O	B	S	P	TP
1	Glover, Mike	f	28	3-8	0-0	1-5	6	2	0	3	1	2	7	
21	Rodriguez, Alejo	f	27	3-6	0-0	1-2	10	2	0	1	0	0	7	
3	Machado, Scott	g	38	5-8	2-4	2-2	4	3	15	3	0	1	14	
10	Jenkins, Jermel	g	28	7-13	7-11	0-0	2	1	3	1	0	0	21	
33	Smyth, Kyle	g	34	10-15	8-13	1-1	2	0	3	2	1	2	29	
5	Dwight, Rashon	12	1-2	1-1	0-0	0	0	3	3	0	0	2	3	
11	Fields, Trinity	5	0-0	0-0	0-0	0	0	0	0	0	0	0	0	
22	Armand, Sean	2	0-1	0-0	0-0	1	1	0	0	0	0	0	0	
23	Dezouvre, Randy	7	1-3	0-1	0-0	1	0	0	0	0	0	2		
24	Kesic, Aleksandar	6	0-2	0-0	0-0	3	1	0	0	0	0	0	0	
44	Pelcher, Chris	13	1-2	0-0	1-3	2	0	2	1	0	1	0	3	
TEAM						4								
Totals			200	31-60	18-30	6-13	35	15	24	12	3	5	86	
TOTAL FG%		1st: 17-30	56.7%	2nd: 14-30	46.7%	Game: 51.7%	DEADB							
3-Pt. FG%		1st: 12-18	66.7%	2nd: 6-12	50.0%	Game: 60.0%	REBS							
F Throw %		1st: 1-2	50.0%	2nd: 5-11	45.5%	Game: 46.2%	2							

HOME TEAM: Albany 1-4														
##	Player Name	M	FG-A	3FG-A	FT-A	REB	PF	A	T	O	B	S	P	TP
11	Devlin, Luke	f	33	1-3	0-2	1-1	7	1	4	1	1	1	3	
44	Puk, John	c	16	1-2	0-0	0-0	3	4	0	0	1	0	2	
0	Ilati, Jacob	g	23	2-6	1-5	0-0	2	2	3	0	0	0	5	
2	Aronhalt, Logan	g	39	9-17	5-8	2-2	3	1	1	3	1	2	25	
23	Ambrose, Tim	g	33	7-12	2-5	2-4	3	3	3	2	0	2	18	
5	Tartt, Derrek	1	0-0	0-0	0-0	0	0	0	0	0	0	0	0	
14	Moore, Russell	1	0-0	0-0	0-0	0	0	0	0	0	0	0	0	
21	Metcalfe, Blake	14	0-1	0-0	0-0	2	2	1	3	1	0	0	0	
22	Watts, Ralph	23	2-4	2-2	0-0	1	3	0	2	0	0	6		
24	Lindfors, Jake	16	2-4	0-0	2-5	2	0	1	0	2	0	6		
33	Allen, Billy	1	0-0	0-0	0-0	2	0	0	0	0	0	0	0	
TEAM						2			1					
Totals			200	24-49	10-22	7-12	27	16	13	12	6	5	65	
TOTAL FG%		1st: 12-22	54.5%	2nd: 12-27	44.4%	Game: 49.0%	DEADB							
3-Pt. FG%		1st: 7-13	53.8%	2nd: 3-9	33.3%	Game: 45.5%	REBS							
F Throw %		1st: 3-7	42.9%	2nd: 4-5	80.0%	Game: 58.3%	2							

Officials: John Hughes, David Walker, Gary Tracy  
Technical fouls: Iona College-None. Albany-None.  
Attendance: 1248

Score by Periods	1st	2nd	Total
Iona College	47	39	86
Albany	34	31	65

VISITORS: Iona College 3-3																	
##	Player Name	M	FG-A	3FG-A	FT-A	REB	PF	A	T	O	B	S	P	TP			
1	Glover, Mike	f	37	6-12	0-0	8-12	13	2	3	0	0	1	20				
21	Rodriguez, Alejo	f	21	2-6	0-0	0-0	6	5	0	1	0	1	4				
3	Machado, Scott	g	28	4-12	0-4	0-1	3	3	3	6	0	2	8				
10	Jenkins, Jermel	g	37	1-5	0-2	4-4	3	0	4	3	0	2	6				
33	Smyth, Kyle	g	34	5-9	5-8	3-4	1	4	0	0	0	1	18				
5	Dwight, Rashon	24	1-3	0-1	1-3	4	2	3	4	0	2	5					
11	Fields, Trinity	4	0-1	0-1	0-0	0	0	0	1	0	0	0					
22	Armstrong, Sean	1	0-1	0-1	0-0	0	0	0	0	0	0	0					
23	Dezouvre, Randy	13	6-9	0-0	0-0	3	2	1	0	0	0	0	12				
24	Kesic, Aleksandar	1	0-0	0-0	0-0	0	2	0	0	0	0	0					
TEAM							3	1									
Totals							200	25	5-17	18-25	35	21	14	15	0	9	73
TOTAL FG%							1st: 14-32	43.8%	2nd: 11-26	42.3%	Game: 43.1%						DEADB
3-Pt. FG%							1st: 3-11	27.3%	2nd: 2-6	33.3%	Game: 29.4%						REBS
F Throw %							1st: 7-10	70.0%	2nd: 11-15	73.3%	Game: 74.0%						1

## Game 7 Iona College 94, Canisius 85 (4-3) MAAC Game (1-0) New Rochelle, NY, Hynes Center December 3, 2010

NEW ROCHELLE, NY - Junior Mike Glover exploded for 39 points and was one of four Gaels to record 10 or more points in a 94-85 win over Canisius in MAAC action at the Hynes Center. Glover posted his third double-double in four contests with a team best 14 rebounds in Iona's fourth straight win.

Junior Scott Machado also posted a double-double with 18 points and 11 assists and remarkably only one turnover. Junior Jermel Jenkins had 16 points with the help of four three pointers while sophomore Kyle Smyth added 12 points in the win.

The Gaels trailed by seven points out of the gate when the Griffs' Gaby Belardo hit a jumper that made the score 14-7 at the 15:27 mark. Canisius did not relinquish the lead until 7:18 when Glover converted a layup. With the score tied at 32, the Maroon & Gold quickly went on a 13-2 run with the assistance of eight straight points by Jenkins and another five to end the half by Machado.

Iona maintained a double-digit cushion for most of the second half and led by as many as 18 points after a nifty alley-oop from Machado to Glover at 10:47. The Griffs kept fighting though and got to within five points with just over two minutes to play. Back-to-back three pointers by Smyth and Jenkins though gave Iona back its double-digit cushion and virtually sealed the win for the Gaels.

Glover shot 15-of-23 from the field and 9-for-11 from the line. His 39 points matched the sixth-highest single game total in school history and was the most since Steve Burt, Jr. netted 38 in a MAAC-TV doubleheader on President's Day in 2005 against Marist at the Arena at Harbor Yard. It was one point shy of the Hynes Center record for Iona set by Burt's father, Steve, Sr. on Feb. 1, 1984. Glover's third double-double of the year is second in the MAAC to Siena's Ryan Rossiter with five.

With two double-doubles, Machado is tied for third with Manhattan's Rhamel Brown and George Beamon. He is the lone player in the MAAC to record a points-assist double-double so far this season. Machado ranks first the league in both assists (7.3/g) and steals (2.6/g) with his four steals in the contest.

The team's 94 points marked the first time the Gaels netted 90+ points since a 92-68 win over Loyola on Dec. 3, 2007. It was also the last time Iona won its conference opening contest.

Canisius senior Elton Frazier posted 26 points and nine rebounds while his classmate Julius Coles had 16 points and 10 rebounds in the loss.

VISITORS: Canisius 3-3, 0-1 MAAC																
##	Player Name	M	FG-A	3FG-A	FT-A	REB	PF	A	T	O	B	S	P			
24	Frazier, Elton	f	31	11-14	0-0	4-5	9	4	0	2	1	0	26			
42	Vazquez-Simmons	f	20	3-3	1-1	0-0	1	0	2	1	0	0	7			
3	Goldsberry, R.	g	37	3-7	1-3	0-0	6	5	3	0	3	0	7			
12	Belardo, Gaby	g	18	4-7	1-3	0-0	0	1	1	1	0	0	9			
15	Coles, Julius	g	30	6-17	2-4	2-6	10	2	2	1	0	0	16			
0	Logins, Greg	12	4-6	1-3	2-2	1	1	1	1	0	0	11				
1	Khan, Ashton	2	0-1	0-0	0-0	0	0	0	1	0	0	0	0			
2	Kindler, Eric	6	0-2	0-2	0-0	0	1	1	1	0	0	0	0			
5	Groves, Reggie	5	0-0	0-0	0-0	0	2	1	1	0	0	0	0			
11	Hynes, Alshwan	23	1-8	1-7	0-0	1	3	3	3	0	0	3				
13	Manhertz, Chris	14	3-4	0-0	0-2	7	3	0	0	0	0	0	6			
34	Dhal, Marial	2	0-0	0-0	0-0	0	0	0	0	0	0	0	0			
TEAM						4										
Totals			200	35-69	7-23	8-15	39	22	14	15	1	4	85			
TOTAL FG%		1st:	14-26	53.8%	2nd:	21-43	48.8%	Game:		50.7%	DEADB					
3-Pt. FG%		1st:	3-11	27.3%	2nd:	4-12	33.3%	Game:		30.4%	REBS					
F Throw %		1st:	3-4	75.0%	2nd:	5-11	45.5%	Game:		53.3%	4					

HOME TEAM: Iona College 4-3, 1-0 MAAC																
##	Player Name	M	FG-A	3FG-A	FT-A	REB	PF	A	T	O	B	S	P			
1	Glover, Mike	f	33	15-23	0-0	9-11	14	2	1	3	1	1	39			
3	Machado, Scott	g	37	7-17	1-3	3-9	2	1	1	1	0	4	18			
10	Jenkins, Jermel	g	35	6-14	4-6	0-0	3	2	4	2	0	1	16			
21	Rodriguez, Alejo	g	32	0-2	0-0	2-2	12	4	1	1	1	0	2			
33	Smyth, Kyle	g	38	5-11	2-7	0-0	4	1	2	1	0	0	12			
5	Dwight, Rashon	13	2-5	0-2	3-5	0	3	1	1	0	0	0	7			
22	Armand, Sean	3	0-0	0-0	0-0	1	0	1	0	0	0	0	0			
23	Dezouvre, Randy	8	0-2	0-0	0-0	1	0	0	0	0	0	0	0			
44	Pelcher, Chris	1	0-0	0-0	0-0	0	0	0	0	0	0	0	0			
TEAM						6										
Totals			200	35-74	7-18	17-27	43	13	21	9	2	7	94			
TOTAL FG%		1st:	18-37	48.6%	2nd:	17-37	45.9%	Game:		47.3%	DEADB					
3-Pt. FG%		1st:	4-9	44.4%	2nd:	3-9	33.3%	Game:		38.9%	REBS					
F Throw %		1st:	5-6	83.3%	2nd:	12-21	57.1%	Game:		63.0%	4					

Officials: John Gaffney, Mike Alvaro, Mike Kitts  
Technical fouls: Canisius-None. Iona College-None.  
Attendance: 2527

Score by Periods	1st	2nd	Total
Canisius	34	51	85
Iona College	45	49	94

## Game 8 Iona College 82, Niagara 58 (5-3) MAAC Game (2-0) New Rochelle, NY, Hynes Center December 5, 2010

NEW ROCHELLE, NY - Iona junior Mike Glover completed an incredible three-game stretch with a third straight double-double leading the Gaels to an 82-58 win over Niagara in MAAC action at the Hynes Center. Glover scored 30 points and grabbed 11 rebounds in leading Iona to its fifth straight win.

After trailing for the only time in the game, 7-6 just 2:33 into the contest, the Gaels used a 26-5 run over the next 7:10 to build a 20-point lead and cruised to the 24-point victory.

Glover shot 14-for-17 from the field and 2-for-3 from the line. His only misses coming on his first attempt of the contest that was cleaned up by senior Alejo Rodriguez and two 18-foot jumpers later on in the contest. In the Gaels three wins this week, Glover averaged 29.7 points and 12.7 rebounds.

Sophomore Kyle Smyth chipped in 17 points with the help of five three-pointers. He added four rebounds and a team-best three steals. Rodriguez posted 11 points and seven rebounds, shooting 5-for-6 from the field. Junior Scott Machado had his second straight 11-assist effort while adding nine points and seven rebounds in the win. Entering the contest, Machado led the MAAC and was fifth in the nation in assists and has improved his average to 7.8 per game.

Junior Jermel Jenkins had a tough shooting day with just five points but added six assists and two steals with no turnovers. Sophomore forward Chris Pelcher contributed a career-best eight points with the help of a 6-for-6 free throw shooting effort and had four rebounds in 16 minutes of play off the bench.

Niagara senior Anthony Nelson led his squad with 16 points, six rebounds and six assists while freshman Marvin Jordan had 12 points and four assists in the loss.

VISITORS: Niagara 2-6, 0-2 MAAC																
##	Player Name	M	FG-A	3FG-A	FT-A	REB	PF	A	T	O	B	S	P			
15	Williams, Eric	f	9	2-3	0-0	0-0	1	3	0	0	0	0	4			
35	Edwards, Kashief	f	36	4-8	0-0	1-3	6	4	2	3	1	1	9			
1	Lemmons, Malcolm	29	3-5	1-3	0-0	2	4	0	0	0	0	0	7			
31	Nelson, Anthony	g	37	3-11	2-6	8-10	6	1	6	8	0	1	16			
32	Jordan, Marvin	g	34	5-16	2-7	0-0	1	2	4	0	0	1	12			
12	Gillette, Scooter	21	0-3	0-0	0-0	3	2	0	3	1	0	0	0			
13	Kortekaas, Luuk	1	0-2	0-0	0-0	1	0	0	0	0	0	0	0			
22	Jones, Skylar	16	1-6	0-2	2-2	4	1	0	0	0	1	4				
24	Moore, Kevon	17	2-2	0-0	0-0	2	1	0	2	0	1	6				
TEAM						5										
Totals			200	20-56	7-21	11-15	31	18	12	16	2	5	58			
TOTAL FG%		1st:	11-25	44.0%	2nd:	9-31	29.0%	Game:		35.7%	DEADB					
3-Pt. FG%		1st:	4-9	44.4%	2nd:	3-11	27.3%	Game:		35.0%	REBS					
F Throw %		1st:	3-6	50.0%	2nd:	8-9	88.9%	Game:		73.3%	1					

HOME TEAM: Iona College 5-3, 2-0 MAAC																
##	Player Name	M	FG-A	3FG-A	FT-A	REB	PF	A	T	O	B	S	P			
1	Glover, Mike	f	34	14-17	0-0	2-3	11	1	0	3	0	0	30			
21	Rodriguez, Alejo	f	24	5-6	0-0	1-3	7	2	1	2	1	1	11			
3	Machado, Scott	g	34	3-6	0-2	3-6	7	3	11	4	0	1	9			
10	Jenkins, Jermel	g	30	2-10	1-8	0-0	3	0	6	0	0	2	5			
33	Smyth, Kyle	g	27	6-8	5-7	0-2	4	3	0	0	0	3	17			
5	Dwight, Rashon	15	1-2	0-0	0-2	0	0	1	3	0	2	2				
11	Fields, Trinity	4	0-1	0-1	0-0	0	1	1	1	0	0	0	0			
22	Armand, Sean	7	0-1	0-1	0-0	2	0	0	1	0	0	0	0			
23	Dezouvre, Randy	6	0-2	0-1	0-0	0	0	0	0	0	0	0	0			
24	Kesic, Aleksandar	3	0-1	0-0	0-0	0	0	0	0	0	0	0	0			
44	Pelcher, Chris	16	1-3	0-0	6-6	4	3	1	0	1	1	8				
TEAM						1										
Totals			200	32-57	6-21	12-22	39	13	21	14	2	10	82			
TOTAL FG%		1st:	16-28	57.1%	2nd:	16-29	55.2%	Game:		56.1%	DEADB					
3-Pt. FG%		1st:	4-9	44.4%	2nd:	2-11	18.2%	Game:		30.0%	REBS					
F Throw %		1st:	7-9	77.8%	2nd:	5-13	38.5%	Game:		54.5%	4					

Officials: Jim Honey, Jeffrey Anderson, Edward Corbett  
Technical fouls: Niagara-None. Iona College-Rodriguez, Alejo.  
Attendance: 1711

Score by Periods	1st	2nd	Total
Niagara	29	29	58
Iona College	43	39	82

## Game 9 Iona College 88, Long Island 82 (6-3) Non-Conference Game Brooklyn, NY, Wellness Center December 8, 2010

NEW ROCHELLE, NY - BROOKLYN, NY - The Iona College men's basketball team used a late second half scoring spurt to hold off Long Island University in an 88-82 win in non-conference action at the Wellness Center. Leading by one with 3:20 to play, the Gaels (6-3) scored nine straight points over the next two plus minutes to seal the victory.

Junior Mike Glover - the reigning National, ECAC and MAAC Player of the Week - had his fourth straight double-double tallying a game-high 28 points and 10 rebounds. Junior Scott Machado had his third straight game with double-digit assists and missed a triple-double by just three rebounds. He tallied 13 points with 10 assists and seven boards. Senior Alejo Rodriguez shot 6-of-8 from the field and posted 13 points and nine boards. Junior Jermel Jenkins scored 11 despite a tough shooting night from the field.

Iona built a double-digit lead with less than eight minutes to play in the first half and went into halftime with a 45-32 advantage. The squad led by as many as 15 on a Rodriguez layup with 15:09 to play. The Blackbirds chipped away at their deficit though and tied the score at 64-64 less than eight minutes later. The Maroon & Gold bent but didn't break. Long Island took their only advantage of the second half on two free throws by C.J. Garner at the 5:57 mark. Jenkins drained a three on the next possession to give Iona a two-point advantage. LIU would tie the score twice but after a Rodriguez dunk in transition, the Gaels began its decisive run in earning its third straight road win and sixth consecutive victory overall.

Glover was 12-of-15 from the field with four of his second half field goals coming on thunderous dunks. He's averaged 32.3 points over the last three contests. Combining with Rodriguez' 6-for-8, the Gaels withstood a poor shooting night from outside, shooting just 6-of-29 from behind the arc. Brooklyn native Sean Armand drained three straight three-pointers wrapping around halftime for a season-high nine points off the bench.

VISITORS: Iona College 6-3																
##	Player Name	M	FG-A	3FG-A	FT-A	REB	PF	A	T	O	B	S	P			
##	Player Name	MIN	FG	A	3FG	A	FT	A	TO	P	A	TOB	S	TP		
1	Glover, Mike	f	32	12-15	0-0	4-7	10	3	1	4	1	1	28			
21	Rodriguez, Alejo	f	36	6-8	0-0	1-2	9	3	2	1	1	3	13			
3	Machado, Scott	g	37	4-13	0-5	5-7	7	1	10	4	0	2	13			
20	Jenkins, Jermel	g	31	4-16	2-12	1-2	3	3	3	3	0	2	11			
53	Smith, Kyle	g	22	2-8	1-5	1-2	3	4	2	0	0	2	6			
3	Dwyght, Rashon	24	2-4	0-1	2-2	3	2	3	4	0	1	1	6			
11	Fields, Trinity	2	0-0	0-0	0-0	0	1	0	0	0	0	0	0			
22	Armand, Sean	10	3-8	3-6	0-0	0	1	0	1	0	0	0	9			
23	Dezourve, Randy	2	0-2	0-0	0-0	0	1	0	2	0	1	0	0			
44	Peicher, Chris	4	1-1	0-0	0-0	1	3	0	0	0	0	0	2			
TEAM							4									
Totals		200		34-75		6-2914		42		22		19		2 88		
TOTAL FG%		1st: 17-40		42.5%		2nd: 17-35		48.6%		Game:		45.3%		DEADB		
3-PT FG%		1st: 3-14		21.4%		2nd: 3-15		20.0%		Game:		20.7%		REBS		
F Throw %		1st: 8-9		88.9%		2nd: 6-13		46.2%		Game:		63.6%		3		



## Game 10 Iona College 87, Fairleigh Dickinson 66 (7-3) Non-Conference Game New Rochelle, NY, Hynes Center December 11, 2010

NEW ROCHELLE, NY - Iona earned a 87-66 victory over Fairleigh Dickinson at the Hynes Center. The Gaels led wire-to-wire over the Knights and earned their seventh straight victory.

The Maroon & Gold scored the first six points of the contest and built a double-digit lead when junior Jermel Jenkins drained a three-pointer to make the score 17-5 at the 11:12 mark. Iona continued its run and led 29-19 less than three minutes later on a pick-and-roll dunk by sophomore Chris Pelcher off a feed from Jenkins at 8:24. Fairleigh Dickinson got no closer than 17 in the half as the Gaels took a 49-27 advantage into the break.

The Knights scored seven straight to start the second half cutting Iona's lead to 15. FDU freshman Mathias Seilund drained a three-pointer with 12:43 remaining to tie and the Gaels' advantage was cut to 59-47. A 7-2 run capped by senior Rashon Dwight's three-pointer put the lead back to 17 with under 10 minutes to play. Jenkins put the Gaels back up by 20 points with another trifecta at 3:36. The Maroon & Gold held on to the 20+ point advantage and finished the game with the 87-66 victory.

Junior Mike Glover posted his fifth-straight double-double with a game-high 20 points and 12 rebounds. Glover shot 8-for-14 from the field and averaged 24 points and 11 rebounds in two matchups this week after being named the USBWA National Player of the Week.

Junior Scott Machado was on pace but fell short of becoming just the second player in school history to record a triple-double, tallying 13 points, eight assists and seven rebounds. The MAAC's steals leader also recorded three swipes in the contest.

Sophomore Kyle Smyth recorded 15 of his 16 points in the contest in the first half, shooting 5-of-8 from the field with three three-point field goals. His long distance running mate, Jenkins, also had three trifectas and had nine points and a career-best eight assists for the Maroon & Gold.

Pelcher continued his solid play of late, contributing a career-best 12 points off the bench. He was 5-of-8 from the field with four rebounds in 19 minutes of play. Dwight had seven points with two assists and two steals.

The Gaels shot 55.0% as a team, just shy of its season-high of 56.1% set last Sunday vs. Niagara. The team recorded 20+ assists for the fifth time this year and for the fourth straight game. Iona out rebounded the Knights 33-31. The Maroon & Gold is now 6-0 when out rebounding their opponent.

Fairleigh Dickinson junior Nate Gibbs had 13 points and seven rebounds to lead his squad. Seniors Kamil Svrlik and Mike Scott had 12 and 10 respectively.

The win was the 998th in Iona College men's basketball history that dates back to 1940-41.

VISITORS: Fairleigh Dickinson 3-5												
##	Player Name	M	FG-A	3FG-A	FT-A	REB	PF	A	T	O	B	S
22	Seilund, Mathias	f	22	3-10	1-4	0-0	4	1	2	3	0	7
31	Gibbs, Nate	f	32	4-8	0-0	5-6	7	3	0	3	0	2
44	Svrlik, Kamil	f	34	4-5	0-0	4-7	4	5	0	4	2	3
12	Scott, Mike	g	31	3-6	2-4	2-2	1	4	3	3	0	1
21	Dockery, Deshawne	g	38	2-7	2-2	1-2	3	4	5	5	0	1
3	Porcher, Marco	11	3-3	1-1	2-2	0	1	1	1	0	0	9
3	Reynolds, Tyler	15	3-6	0-1	0-1	4	3	0	1	0	0	6
10	Fernley, Sam	2	0-0	0-0	0-0	1	0	0	0	0	0	0
15	Oyeniyi, Ayotunde	3	0-2	0-0	0-0	1	2	0	0	0	0	0
33	Smith, Briahn	3	0-1	0-1	0-0	0	0	0	1	0	0	0
50	Galvin, John	9	1-2	0-0	0-0	1	1	0	1	0	0	2
TEAM						5			1			
Totals		200	23-50	6-13	20-31	24	11	23	2	7	66	
TOTAL FG%		1st: 11-29	37.9%	2nd: 12-21	57.1%	Game: 46.0%	DEADB					
3-Pt. FG%		1st: 1-5	20.0%	2nd: 5-8	62.5%	Game: 46.2%	REBS					
F Throw %		1st: 4-7	57.1%	2nd: 10-13	76.9%	Game: 70.0%	2					

HOME TEAM: Iona College 7-3												
##	Player Name	M	FG-A	3FG-A	FT-A	REB	PF	A	T	O	B	S
1	Glover, Mike	f	34	8-14	0-0	4-7	12	2	1	3	2	1
21	Rodriguez, Alejo	f	18	2-3	0-0	0-0	2	4	1	2	2	0
3	Machado, Scott	g	35	5-10	1-2	2-3	7	2	8	4	0	3
10	Jenkins, Jermel	g	34	3-9	3-7	0-0	4	1	8	1	0	2
33	Smyth, Kyle	g	32	5-8	3-5	3-3	2	0	2	0	0	1
5	Dwight, Rashon	16	3-5	1-3	0-2	1	4	2	2	0	2	7
11	Fields, Trinity	3	0-0	0-0	0-0	0	0	1	0	0	1	0
22	Armand, Sean	7	1-2	1-2	0-0	0	1	0	0	0	1	3
23	Dezouvre, Randy	1	1-1	0-0	1-2	0	0	0	0	0	0	0
24	Kesic, Aleksandar	1	0-0	0-0	0-0	0	0	0	0	0	0	3
44	Pelcher, Chris	19	5-8	0-0	2-4	4	3	1	1	0	1	12
TEAM						1						
Totals		200	33-60	9-19	23-33	17	24	13	4	2	87	
TOTAL FG%		1st: 20-32	62.5%	2nd: 13-28	46.4%	Game: 55.0%	DEADB					
3-Pt. FG%		1st: 6-11	54.5%	2nd: 3-8	37.5%	Game: 47.4%	REBS					
F Throw %		1st: 3-7	42.9%	2nd: 9-16	56.3%	Game: 52.2%	5					

Officials: Jeffrey Anderson, Michael Berry, Robert Riley  
Technical fouls: Fairleigh Dickinson-None. Iona College-Glover, Mike.  
Attendance: 1843

Score by Periods	1st	2nd	Total
Fairleigh Dickinson	27	39	66
Iona College	49	38	87

## Game 11 No. 5 Syracuse 83, Iona College 77 (7-4) Non-Conference Game Syracuse, NY, Carrier Dome December 18, 2010

SYRACUSE, NY - No. 5 Syracuse held off a late run by Iona in an 83-77 decision at the Carrier Dome. Junior Mike Glover continued his stellar play, pouring in a game-high 25 points while completing his sixth straight double-double with 16 rebounds. Junior Scott Machado also posted a double-double with 11 points and 13 assists in the loss.

A six-point halftime lead was the difference as the Gaels (7-4) and Orange both scored 46 points in the second frame. The Orange led by as much as 15 in the second half with 4:40 left in the half. A 10-1 run was sparked by two Kyle Smyth three-pointers and a third by Machado to cut the lead to six. The Maroon & Gold got as close as five points with two Machado free throws with 25 seconds left. With a seven point lead, Syracuse forced a crucial turnover and converted two free throws to build an 83-74 advantage with 17 seconds to play. Freshman Sean Armand hit a three ball to cut the deficit to six and 12 ticks remaining. After a quick foul and two missed free throws by the Orange, Smyth missed a three and the rebound went out of bounds as time expired.

Glover's 25 points came on 9-for-11 shooting from the field. His 16 rebounds was one short of his season-high set against Richmond exactly one month ago. Glover leads the MAAC with his 22.4 points per game and is now averaging over 10 rebounds per game at 10.2.

Smyth hit the 20-point mark for the second time this season, scoring 22 with five trifectas and had 19 points to lead the Gaels in the second half. It was his second-highest single game scoring total in his two years in Maroon & Gold, one more than his output at the BIG EAST's Providence last season.

Machado recorded his fifth 10+ assist total in the last seven games and his fourth double-double of the season. He upped his assist average to 8.5 per game and now leads all NCAA Div. I players with the average. Machado surpassed UAB's Aaron Johnson who returns to the court for the Blazers tomorrow after the team's 14-day layoff from competition.

Senior forward Alejo Rodriguez had a solid effort with six points, six rebounds and a career-best four assists in the loss. Armand added seven points and junior Jermel Jenkins had six for the Maroon & Gold.

Iona's 77 points marked the highest scoring output of the season against unbeaten Syracuse's vaunted 2-3 zone defense. The Gaels shot 36.7% from the field but were 15-of-21 (71.4%) from inside the three-point line. The team shot 11-for-37 from downtown, setting a single-game program record for three-point attempts. Iona out rebounded a much bigger Syracuse team 32-21 and matched a season-best with 24 assists to just 12 turnovers.

Junior Kris Joseph led the Orange with 21 points. Sophomore Brandon Triche netted 14 points and seven assists while senior Rick Jackson was held well under his season averages with eight points and eight rebounds.

VISITORS: Iona College 7-4												
##	Player Name	M	FG-A	3FG-A	FT-A	REB	PF	A	T	O	B	S
1	Glover, Mike	f	39	9-11	0-0	7-12	16	3	1	3	1	25
21	Rodriguez, Alejo	f	36	2-3	0-0	2-4	6	1	4	0	2	0
3	Machado, Scott	g	38	3-9	3-6	2-2	1	4	13	6	0	1
10	Jenkins, Jermel	g	30	2-10	2-10	0-0	3	2	2	0	0	2
33	Smyth, Kyle	g	38	7-18	5-16	3-3	1	4	1	0	0	1
5	Dwight, Rashon	6	0-0	0-0	0-0	1	2	2	0	0	0	0
22	Armand, Sean	11	3-7	1-5	0-0	2	1	1	0	0	0	7
44	Pelcher, Chris	2	0-0	0-0	0-0	0	1	0	0	0	0	0
TEAM						2			1			
Totals		200	26-58	11-37	21-24	32	18	24	12	3	5	77
TOTAL FG%		1st: 11-30	36.7%	2nd: 15-28	53.6%	Game: 44.8%	DEADB					
3-Pt. FG%		1st: 4-19	21.1%	2nd: 7-18	38.9%	Game: 29.7%	REBS					
F Throw %		1st: 5-8	62.5%	2nd: 9-13	69.2%	Game: 66.7%	2					

HOME TEAM: Syracuse 11-0												
##	Player Name	M	FG-A	3FG-A	FT-A	REB	PF	A	T	O	B	S
00	Jackson, Rick	f	27	4-9	0-0	0-1	8	2	2	2	0	1
32	Joseph, Kris	f	38	8-11	2-3	3-4	7	2	4	0	0	0
51	Melo, Fab	c	5	1-1	0-0	0-0	1	0	0	0	0	0
11	Jardine, Scoop	g	29	3-7	0-2	5-9	0	1	6	1	0	2
20	Triche, Brandon	g	36	5-8	1-3	3-4	4	2	7	3	0	1
3	Walters, Dion	15	5-8	0-1	2-2	0	1	0	0	0	2	12
5	Fair, CJ	14	2-3	0-0	2-2	4	0	1	1	1	1	6
12	Keita, Baye Moussa	26	1-2	0-0	0-0	3	5	0	2	1	0	2
43	Southerland, James	10	3-5	1-2	0-0	2	2	0	1	0	0	7
TEAM						2						
Totals		200	32-54	4-11	25-32	31	15	20	10	2	6	83
TOTAL FG%		1st: 14-27	51.9%	2nd: 18-27	66.7%	Game: 59.3%	DEADB					
3-Pt. FG%		1st: 2-8	25.0%	2nd: 2-3	66.7%	Game: 36.4%	REBS					
F Throw %		1st: 7-9	77.8%	2nd: 8-13	61.5%	Game: 68.2%	3					

Officials: James Breeding, Brent Hampton, Jeff Anderson  
Technical fouls: Iona College-None. Syracuse-None.  
Attendance: 17871

Score by Periods	1st	2nd	Total
Iona College	31	46	77
Syracuse	37	46	83

## Game 12 Vermont 84, Iona College 79 (7-5) Non-Conference Game New Rochelle, NY, Hynes Center December 22, 2010

NEW ROCHELLE, NY - Iona cut a 21-point second half deficit to one in the final minute but fell short in an 84-79 loss to Vermont at the Hynes Center. Junior Scott Machado scored a team-high 17 points for the Gaels in the loss.

The two teams traded leads over the first 13 minutes of the contest. Junior Mike Glover's layup cut Vermont's (8-3) early lead to 22-21 with 7:50 remaining. The Catamounts built a double-digit lead with a 22-5 run and led by as many as 18 at the 2:09 mark. Senior Rashon Dwight's two free throws and another Glover layup put the deficit at 44-30 entering halftime.

Vermont built its largest lead of the contest at 67-46 with 10:42 remaining. The Maroon & Gold scored the next 11 points of the contest over the next three and a half minutes to get to within 10 at the 8:10 mark. Down eight points with 92 seconds left, a Dwight layup, a Kyle Smyth three pointer and a Machado layup with 16 ticks on the clock made the score 80-79. Two free throws for the Catamounts put the visitors up three. Smyth's game-tying three-point attempt fell short with less than five seconds left as Vermont hit two more from the charity stripe to secure the five-point victory.

Machado's 17 points came with the assistance of an 8-for-9 performance from the free throw line. He posted five rebounds and four assists. Glover had his seventh-straight double-double double with 14-points and 13 rebounds. Dwight had 12 points off the bench while Smyth and rookie Sean Armand each had 11. Armand reached the double-digit mark for the first time this season, setting a career-high with his 11 points and three three-pointers. Senior Alejo Rodriguez added eight points and nine rebounds.

Vermont was led by senior guard Joey Accaoui's game-high 23 points. He hit five three-pointers including three in a row in the Catamounts decisive first half run. Leading scorer Evan Fjeld had 19 points and 11 rebounds while Iona Prep graduate Brian Voekel posted seven points with a team-best 13 boards and nine assists.

Vermont shot 9-for-19 from behind the arc and out rebounded Iona 48-38. The Gaels had a season-low nine turnovers in the loss. The team snapped a six-game home winning streak and lost a non-conference game at home for the first time since Nov. 29, 2008 against Robert Morris.

VISITORS: Vermont 8-3																
##	Player Name	M	FG-A	3FG-A	FT-A	REB	PF	A	T	O	B	S	TP			
23	Apfeld, Luke	f	19	3-4	0-0	2-2	2	5	0	1	2	1	8			
23	Voelkel, Brian	f	34	3-9	1-3	0-3	13	4	9	1	0	1	7			
32	Fjeld, Evan	f	32	7-14	0-0	5-10	11	3	0	4	1	0	19			
15	Marsalis, Simeon	g	13	0-2	0-1	4-4	1	0	0	1	0	1	4			
20	Bald, Brendan	g	30	5-9	3-5	4-4	2	2	0	3	0	0	17			
3	Accaoui, Joey		28	7-15	5-9	4-4	3	2	4	1	0	0	23			
12	Carissimo, Sandro		10	0-3	0-1	1-2	0	0	3	0	0	0	2			
34	Glass, Matt		20	2-6	0-0	0-1	4	4	1	0	0	0	4			
45	Kissel, Garrett		14	0-1	0-0	1-2	5	1	1	0	0	0	1			
TEAM						7										
Totals		200		27-63		9-19		32-32		48	21	18	11	3	5	84
TOTAL FG%		1st: 17-38		44.7%		2nd: 10-25		40.0%		Game: 42.9%		DEADB				
3-Pt. FG%		1st: 7-14		50.0%		2nd: 2-5		40.0%		Game: 47.4%		REBS				
F Throw %		1st: 3-4		75.0%		2nd: 18-28		64.3%		Game: 65.6%		4				



# Game 16 Iona College 86, Loyola 68

## (10-6) Non-Conference Game

### (4-1) New Rochelle, NY, Hynes Center

#### January 9, 2011

NEW ROCHELLE, NY - Iona never trailed in an 86-68 win over Loyola in MAAC action at the Hynes Center. Juniors Mike Glover and Scott Machado both recorded double-doubles for the Gaels in the victory.

The Maroon & Gold jumped out to an early 11-3 advantage on senior Rashon Dwight's first of four three-point field goals in the half at the 16:51 mark. The home team took its first double-digit advantage less than four minutes later on a dunk by senior Alejo Rodriguez on a nifty Machado feed. Sophomore Chris Pelcher put the Gaels up by 10 points for good when his layup made the score 32-21 with 9:28 remaining in the first half. Iona took its largest lead of the half on a Dwight three-pointer with time expiring and went into the break with a 56-37 lead.

In the second half, Loyola senior Jamal Barney hit a three-pointer at the 9:02 mark to get the Greyhounds within 13 points at 73-60. Iona responded with 11 straight points including a three-pointer and a transition layup by Kyle Smyth on back-to-back possessions. The Gaels led 84-60 with 5:54 to play.

Glover had a game-high 25 points and completed his 10th double-double of the season with 10 rebounds. He shot 11-for-15 from the field and finished the three-game week with an incredible 85.3% field goal percentage (29-for-34).

Machado had his sixth double-double of the season, posting 13 points and 11 assists. He had four rebounds and shot 7-for-8 from the free throw line.

Dwight scored 16 of his 18 points in the first half to spark the Gaels early on. He missed his career and season-best point total by one point while setting a new standard with his four three-pointers. Rodriguez shot 5-for-7 from the field and had 13 points and seven rebounds. Smyth recorded eight points in the win.

The Gaels dominated the glass, out rebounding Loyola 38-25. The team shot 53.3% from the field, its third straight home contest over 50.0%. Iona also held a significant advantage in points in the paint (46-26), second-chance points (17-4) and points off turnovers (22-13).

Barney scored 21 points off the bench to lead Loyola. Mount Vernon native - junior J'hared Hall - added 17 points with four three-point field goals while senior Bryan Rudolph and freshman Dylan Cormier had 10 points a piece. Rudolph led with five assists and Erik Eatherly grabbed nine rebounds in the loss.

The Gaels finished their three-game MAAC week with a 2-1 record. The squad is now 4-0 in the MAAC at home and hit the road for its next contest at Rider on Friday night.

VISITORS: Loyola 6-9, 2-3 MAAC																
##	Player Name	M	FG-A	3FG-A	FT-A	REB	PF	A	T	O	B	S	P			
24	Etherly, Erik	f	30	1-4	0-0	1-2	9	3	1	1	0	1	3			
3	Cormier, Dylan	g	33	5-9	0-0	0-0	2	1	1	1	0	1	10			
10	Hall, J'hared	g	27	6-10	4-6	1-1	1	4	1	2	0	0	17			
25	Olson, Robert	g	18	1-3	0-1	0-0	4	4	0	2	0	0	2			
31	Rudolph, Brian	g	35	4-12	0-2	2-2	2	4	5	1	0	3	10			
2	Drummond, Justin	12	2-4	1-2	0-0	1	3	1	2	0	0	0	5			
22	Barney, Jamal	29	8-12	2-3	3-5	3	4	0	3	1	0	0	21			
3	Wandrusch, Luke	4	0-0	0-0	0-0	1	1	1	1	0	0	0	0			
34	Onyuke, Chido	1	0-0	0-0	0-0	0	0	0	0	0	0	0	0			
54	Ivis, Paolo	3	0-0	0-0	0-0	0	0	0	0	0	0	0	0			
55	Wiegand, Josh	8	0-0	0-0	0-0	2	0	0	0	0	0	0	0			
TEAM														3		
Totals			200	27-54	7-14	7-10	25	24	10	16	1	5	68			
TOTAL FG%		1st:	13-26	50.0%	2nd:	14-28	50.0%	Game: 50.0%								
3-Pt. FG%		1st:	5-8	62.5%	2nd:	2-6	33.3%	Game: 50.0%								
F Throw %		1st:	6-8	75.0%	2nd:	1-2	50.0%	Game: 70.0%								

HOME TEAM: Iona College 10-6, 4-1 MAAC																
##	Player Name	M	FG-A	3FG-A	FT-A	REB	PF	A	T	O	B	S	P			
1	Glover, Mike	f	34	11-15	0-0	3-9	10	2	4	3	0	0	25			
21	Rodriguez, Alejo	f	21	5-7	0-0	3-5	7	3	1	1	1	0	13			
3	Machado, Scott	g	36	3-8	0-0	7-8	4	2	11	2	0	0	13			
5	Dwight, Rashon	g	37	6-13	4-6	2-2	5	0	1	3	0	1	18			
33	Smyth, Kyle	g	32	3-6	1-4	1-1	2	1	2	0	0	2	8			
10	Jenkins, Jermel	14	0-3	0-0	0-0	0	1	1	2	1	0	0	0			
11	Fields, Trinity	1	1-1	0-0	0-0	0	0	0	0	0	0	0	2			
22	Armand, Sean	5	0-1	0-1	0-0	1	1	0	1	0	0	0	0			
23	Dezouvre, Randy	11	2-4	0-0	1-3	1	0	0	2	0	0	0	5			
44	Pelcher, Chris	9	1-2	0-0	0-1	5	1	0	0	1	0	0	2			
TEAM														2		
Totals			200	32-60	5-11	29	38	11	17	13	2	3	86			
TOTAL FG%		1st:	20-36	55.6%	2nd:	12-24	50.0%	Game: 53.3%								
3-Pt. FG%		1st:	4-7	57.1%	2nd:	1-4	25.0%	Game: 45.5%								
F Throw %		1st:	12-19	63.2%	2nd:	5-10	50.0%	Game: 58.6%								

Officials: Joe DeMayo, Gary Tracy, Kevin Ferguson  
Technical fouls: Loyola-None. Iona College-None.  
Attendance: 1624

Score by Periods	1st	2nd	Total
Loyola	37	31	68
Iona College	56	30	86

# Game 17 Iona College 100, Rider 96 OT

## (11-6) MAAC Game

### (5-1) Lawrenceville, NJ - Alumni Gym

#### January 14, 2011

LAWRENCEVILLE, NJ - Senior Rashon Dwight netted the game-winning basket with 17.5 seconds left in Iona's nail biting 100-96 overtime win over Rider at Alumni Gym. Dwight also hit two free throws with 6.0 left in the extra frame to ice the victory for the Gaels.

In a game of huge momentum swings it was Iona that struck first, opening on 17-point, 30-13 advantage just over 12 minutes into the game. Junior Mike Glover hit his first five field goal attempts of the contest and had 11 points early to lead the Maroon & Gold. With the Gaels leading 32-18 at the 7:08 mark, Rider stormed back with a 12-4 run over the next three minutes to get within four points. Eight straight points from junior Jermel Jenkins put the Gaels back ahead by 12 with 1:47 remaining. The pendulum was back in Rider's favor following Jenkins' scoring spurt as the home team ended the half with and 8-0 run and trailed 42-38 at the half.

Iona's lead was fully erased early in the second half. Junior Brandon Penn's three-pointer with 16:21 left gave Rider its first lead since two minutes into the contest. An Anthony Myles' three with just under 12 minutes remaining gave the Broncs their largest lead of the contest. They nursed a single-digit lead until the Sean Armand show started for the Gaels. After Armand gave Iona an 85-83 lead on a three-pointer with 1:10 to play, Rider's Novar Gadson answered with a conventional three-point play on the next possession. Down one with the ball, junior Scott Machado dished the ball to Dwight who missed a layup in traffic but corralled a key offensive rebound. Iona called timeout and it was Glover who converted a three-point play to put Iona up by two with 14 ticks remaining. Rider's Mike Ringgold knotted the score at 88-88 on the Broncs' next possession. With six seconds left, the Gaels got two shots off but Glover's tip-in at the buzzer rimmed out and the game went into extra minutes.

Rider held a three-point lead with less than 90 seconds to play and Armand hit his biggest shot of his young career to tie the score at 96-96 at the 1:19 mark. After a missed three-pointer by the Broncs, Dwight converted the game winning bucket with 17.5 on the clock. With a chance to tie, Ringgold grabbed a miss and was fouled. After missing both free throws, Dwight was fouled on the rebound and hit both free throws to seal the four-point win.

Glover had a monster game with 24 points and 17 rebounds. He shot 8-for-12 from the field and was 8-for-10 from the free throw line in the win. Machado pitched in 18 points and nine assists, hitting a key three-pointer in the overtime frame. Jenkins scored all 18 of his points in the first half connecting on four long balls. Armand shot 7-for-9 from the field with a career-best 17 points in 15 minutes of play. Dwight added 16 points, eight rebounds, five assists and two steals in the win.

VISITORS: Iona College 11-6, 5-1 MAAC																
##	Player Name	M	FG-A	3FG-A	FT-A	REB	PF	A	T	O	B	S	P			
1	Glover, Mike	f	41	8-12	0-0	8-10	17	4	0	1	0	1	24			
21	Rodriguez, Alejo	f	20	1-3	0-0	1-3	2	2	1	0	0	0	3			
3	Machado, Scott	g	43	8-14	1-1	1-1	3	5	9	4	0	2	18			
5	Dwight, Rashon	g	33	6-15	0-2	4-4	8	4	5	2	0	2	16			
33	Smyth, Kyle	g	23	0-5	0-4	2-2	2	0	1	0	0	0	2			
10	Jenkins, Jermel	35	6-11	4-8	2-2	2	2	1	4	0	1	1	18			
11	Fields, Trinity	3	0-0	0-0	0-0	0	0	0	0	0	0	0	0			
22	Armand, Sean	15	7-9	3-5	0-3	0	0	0	0	0	0	0	17			
23	Dezouvre, Randy	5	1-3	0-1	0-0	0	2	1	0	0	0	0	2			
44	Pelcher, Chris	7	0-0	0-0	0-0	2	0	2	1	0	0	0	0			
TEAM														3		
Totals			225	37-72	8-21	25	37	21	18	12	0	6	100			
TOTAL FG%		1st:	17-33	51.5%	2nd:	16-32	50.0%	OT: 4-7 57.1%								
3-Pt. FG%		1st:	4-11	36.4%	2nd:	2-8	25.0%	OT: 2-2 100%								
F Throw %		1st:	4-6	66.7%	2nd:	12-17	70.6%	OT: 2-2 100%								

HOME TEAM: Rider 12-6, 4-2 MAAC																
##	Player Name	M	FG-A	3FG-A	FT-A	REB	PF	A	T	O	B	S	P			
2	Ringgold, Mike	f	39	10-15	0-0	1-5	8	4	4	3	0	2	21			
3	Penn, Brandon	f	32	4-8	3-4	0-0	7	3	2	2	2	4	11			
13	Stewart, Danny	c	29	3-4	0-0	2-2	10	5	0	0	0	1	8			
15	Robinson, Justin	g	40	5-17	2-9	2-3	2	3	8	2	0	1	14			
23	Gadson, Novar	g	34	7-12	3-7	5-7	8	4	2	6	1	0	22			
10	Myles, Anthony	19	3-4	2-3	0-0	2	3	0	0	2	0	0	8			
12	Thompson, J.	29	3-6	2-2	1-2	2	3	6	5	1	0	0	9			
14	Mansell, Patrick	3	1-1	1-1	0-0	1	1	0	0	0	0	0	3			
Team														1		
Totals			225	36-67	13-26	11-19	41	26	22	18	6	8	96			
TOTAL FG%		1st:	14-30	46.7%	2nd:	19-30	63.3%	OT: 3-7 42.9%								
3-Pt. FG%		1st:	6-13	46.2%	2nd:	6-9	66.7%	OT: 1-4 25.0%								
F Throw %		1st:	4-4	100%	2nd:	6-11	54.5%	OT: 1-4 25.0%								

Officials: Brian Dorsey, Ray Perone, Joseph Palocz  
Technical fouls: Iona College-None. Rider-None.  
Attendance: 1650

Score by Periods	1st	2nd	OT	Total
Iona College	42	46	12	100
Rider	38	50	8	96

# Game 18 Iona College 79, Marist 41

## (12-6) MAAC Game

### (6-1) New Rochelle, NY, Hynes Center

#### January 16, 2011

NEW ROCHELLE, NY - The streaking Gaels raced to a 79-41 victory over Marist at the Hynes Center to move into sole possession of first place in the MAAC standings.

Freshman Sean Armand led the Gaels with 22 points off the bench, including 6-of-8 three-point attempts. The six trifectas was one more than Iona's previous rookie record. Armand continued to impress Gael faithful after his 17 points in reserve against Rider.

Fouling out with four minutes left, junior Mike Glover scored a mere six points, falling below his MAAC-leading 21.5 average, and was held without a point in the first half. He led Iona with nine boards.

The Gaels No. 2 scorer, junior Scott Machado was also held to just six points, but dished out eight assists to help his 8.4 per game average ranked second in the NCAA. Senior Rashon Dwight and junior Jermel Jenkins added ten points each. Iona's bench out scored the Marist reserves 47-17.

Marist sophomore guard Sam Prescott, his team's leading scorer (10.5 ppg), topped the Red Foxes with 10 points.

Smyth nailed a three, followed by a Dwight put back to give the Gaels a 5-0 lead at 17:52. In the next 48 seconds, Marist answered with two free throws from junior guard R.J. Hall and a field goal credited to sophomore guard Sam Prescott on Iona senior forward Alejo Rodriguez's goaltend to make the score 5-4.

Hall's three-pointer tied the score at nine, but that was as close as the visitors would get to a lead in the contest. Armand came off the Iona bench for field goal and a three, giving the hosts a 17-11 edge with 12:15 to halftime. Stretching their lead to 17, the Gaels held Marist without a point until freshman forward Menelik Watson hit a layup at 3:55. The tally ended a 19-0 run for Iona. With eleven seconds left, Jenkins gave Iona a 34-16 halftime lead with a layup off a steal.

Jenkins, Fields and Dwight led Iona in the first half with seven apiece. Sophomore forward Chris Pelcher hauled down six rebounds, as Rodriguez played only seven first-half minutes with two fouls. Hall hit five points for Marist.

Glover finally got on the board with a soaring dunk with 1:51 gone in the second half to give the Gaels a 24-point edge, their largest so far. After Watson's field goal of 17:46, Iona ran away from the Red Foxes on a 7-1 surge over the next four minutes for a 47-19 lead.



# Game 19 Iona College 72, Niagara 66 (13-6) Non-Conference Game (7-1) Niagara Univ., NY - Gallagher Center January 21, 2011

NIAGARA UNIV., NY - Five players scored 10 or more points Iona's 72-66 win over Niagara at the Gallagher Center tonight. The Gaels held off the Purple Eagles for a tough conference road victory with the help of a 9-for-10 performance from the free throw line in the final three minutes of the game.

Niagara never led in the contest after a Rashon Dwight three-pointer made the score 6-5 at the 16:27 mark of the first half. The Gaels maintained a single-digit lead and led by as many as nine points after a Kyle Smyth free throw with 4:55 remaining made the score 28-19. The Purple Eagles scored the next eight points to cut the deficit to one less than two minutes later. The Gaels answered with six straight points to end the half with a 33-27 advantage.

Four straight Maroon & Gold points put its lead at a game-best 10 points less than a minute into the second half. Niagara stormed back with a 15-5 run to knot the score at 42-42 with 14:59 to play. Freshman Sean Armand hit three straight three-pointers over the next 89 seconds to give Iona a nine-point lead. Niagara got to within three at 66-63 with 35 seconds left on a put back by Eric Williams. Dwight and juniors Michael Glover and Trinity Fields knocked down six free throws to hold off the home team's late run.

Armand led the way for the second straight game with 15 points off the bench. He was 4-for-7 from downtown while adding three rebounds. Junior Scott Machado had 13 points while Smyth added 12. Dwight posted 10 points with the help of a 5-for-6 effort from the charity stripe and Glover posted his 12th double-double of the year with 10 points and 17 rebounds in the win.

Williams had 18 points and nine boards to lead Niagara while senior Anthony Nelson posted 17 points and six assists. Freshmen Malcolm Lemmons and Marvin Jordan also reached double-digits with 12 and 11 points respectively.

## VISITORS: Iona College 13-6, 7-1 MAAC

##	Player Name		M	FG-A	3FG-A	FT-A	REB	PF	A	T.O	B	S	TP
1	Glover, Mike	f	38	25	0-0	6-8	17	0	0	2	1	0	10
21	Rodriguez, Alejo	f	20	2-2	0-0	1-2	6	3	2	3	1	0	5
3	Machado, Scott	g	37	5-12	1-5	2-4	0	2	3	4	1	0	13
5	Dwight, Rashon	g	24	2-6	1-2	5-6	4	2	2	2	1	1	10
33	Smyth, Kyle	g	28	4-7	2-4	2-4	2	4	1	1	0	5	12
10	Jenkins, Jermel		26	2-8	1-5	0-0	4	1	1	2	1	0	5
11	Fields, Trinity		7	0-1	0-0	2-2	3	1	2	0	0	0	2
22	Armand, Sean		19	4-10	4-7	3-4	3	4	1	0	0	1	15
44	Pelcher, Chris		1	0-0	0-0	0-0	0	1	0	0	0	0	0
TEAM							1						
Totals			200	21-51	9-23	12-30	40	18	12	14	5	7	72
TOTAL FG%		1st: 10-25	40.0%	2nd: 11-26	42.3%	Game: 41.2% DEADB							
3-Pt. FG%		1st: 5-13	38.5%	2nd: 4-10	40.0%	Game: 39.1% REBS							
F Throw %		1st: 8-12	66.7%	2nd: 13-18	72.2%	Game: 70.0% 6							

## HOME TEAM: Niagara 4-16, 1-7 MAAC

##	Player Name	M	FG-A	3FG-A	FT-A	REB	PF	A	T.O	B	S	TP	
12	Gillette, Scooter	f	20	0-3	0-0	1-2	5	3	1	1	2	0	1
15	Williams, Eric	f	36	7-10	0-0	4-6	9	1	0	3	0	2	1
24	Moore, Kevon	g	27	1-7	0-1	0-0	6	3	1	1	0	1	2
31	Nelson, Anthony	g	40	5-15	1-6	6-7	3	1	6	5	0	1	17
32	Jordan, Marvin	g	28	4-11	3-7	0-2	6	4	0	0	0	0	11
1	Lemmons, Malcolm	22	4-9	1-1	3-3	1	4	0	1	1	0	12	5
22	Jones, Skylar	27	2-4	1-2	0-0	1	4	2	1	0	3	5	1
34	Kowalski, Paul	0+	0-0	0-0	0-0	0	1	0	0	0	0	0	0
TEAM						2							
Totals			200	23-59	6-17	14-20	33	21	10	12	3	7	66
TOTAL FG%		1st: 9-28	32.1%	2nd: 14-31	45.2%	Game: 39.0% DEADB							
3-Pt. FG%		1st: 3-6	50.0%	2nd: 3-11	27.3%	Game: 35.3% REBS							
F Throw %		1st: 6-7	85.7%	2nd: 8-13	61.5%	Game: 70.0% 1,1							

Officials: Ray Perone, Brian Dorsey, Willie Pulliam  
Technical fouls: Iona College-None. Niagara-None.  
Attendance: 1651

Score by Periods	1st	2nd	Total
Iona College	33	39	72
Niagara	27	39	66

# Game 20 Canisius 75, Iona College 73 (13-7) MAAC Game (7-2) Buffalo, NY - Koessler Center January 23, 2011

BUFFALO, NY- Canisius' Gaby Belardo hit a layup with less than four seconds left as the Golden Griffins topped Iona 75-73 at the Koessler Athletic Center. Junior Jermel Jenkins knotted the score at 73-73 with a three-pointer from the wing on the previous possession before the heartbreaking game-winner by the home team.

A closely contested matchup throughout, neither team led by more than seven points during the game. Canisius led by five with 91 seconds remaining as senior Julius Coles hit a tough runner with the shot clock expiring to make the score 68-83. Junior Scott Machado scored the next four points of the ball game to cut Iona's deficit to one with 45 seconds left. On a play that mirrored the game-winner, Belardo broke free from the Maroon & Gold's full court pressure for a breakaway layup. He was fouled on the play but missed the free throw, putting Iona down three with 41 seconds on the clock. Canisius grabbed a defensive rebound on a Machado shot attempt and Elton Frazier was fouled sending the senior to the line with 30 ticks left. Down five, freshman Sean Armand hit a key three-pointer to make the score 72-70. Iona fouled Julius Coles on the inbound and the senior hit 1-of-2 from the line. With nine seconds left, Jenkins knotted the score at 73 and Iona had to get a defensive stop to force overtime. A defensive breakdown on the press allowed Belardo to break free for the game-winning layup. Machado's three-pointer from just over half court went in-and-out as Iona came away with a tough loss on the road.

Machado had a team-high 17 points with five assists. He was 6-for-13 from the field and hit two three-pointers. Jenkins added 14 points and three assists while sophomore Kyle Smyth had 13 with three trifectas. Junior Mike Glover posted a double-double with 11 points and 10 rebounds.

Iona was torched by Griff senior Greg Logins' career-high 30 points. He was 11-for-15 from the field with six three-point field goals. Coles had 12 points while Frazier and Belardo added 11.

Canisius shot 53.8% from the field and held Iona to 40.0%. Iona out rebounded their opponent 36-21 and committed just 10 turnovers in the loss.

## VISITORS: Iona College 13-7, 7-2 MAAC

##	Player Name		M	FG-A	3FG-A	FT-A	REB	PF	A	T.O	B	S	TP
1	Glover, Mike	f	39	4-11	0-0	3-6	10	3	0	1	0	1	11
21	Rodriguez, Alejo	f	20	2-4	0-0	1-1	8	2	2	1	1	3	5
3	Machado, Scott	g	33	6-13	2-3	3-4	2	2	5	3	0	3	17
5	Dwight, Rashon	g	10	1-3	0-1	0-0	0	1	1	1	0	0	2
33	Smyth, Kyle	g	34	4-12	3-8	2-2	6	3	1	0	0	0	13
10	Jenkins, Jermel	g	32	5-10	2-3	2-2	1	4	3	1	0	1	14
11	Fields, Trinity	g	4	0-0	0-0	2-2	0	0	0	1	0	1	2
22	Armand, Sean	g	8	2-6	1-3	0-0	2	1	0	2	0	1	5
23	Dezouvre, Randy	g	9	0-1	0-0	0-0	0	2	1	0	0	0	0
44	Pelcher, Chris	g	11	2-5	0-0	0-0	3	0	1	0	0	0	4
TEAM							4						
Totals			200	26-65	8-18	13-17	36	18	14	10	1	10	73
TOTAL FG%		1st: 12-28	42.9%	2nd: 14-37	37.8%	Game: 40.0% DEADB							
3-Pt. FG%		1st: 4-6	66.7%	2nd: 4-12	33.3%	Game: 44.4% REBS							
F Throw %		1st: 10-14	71.4%	2nd: 3-3	100%	Game: 76.5% 3							

## HOME TEAM: Canisius 9-10, 3-6 MAAC

##	Player Name	M	FG-A	3FG-A	FT-A	REB	PF	A	T.O	B	S	TP					
0	Logins, Greg	f	33	11-15	6-7	2-2	4	3	1	5	2	0	30				
24	Frazier, Elton	f	22	4-8	0-1	3-3	7	4	5	2	0	0	11				
3	Goldsberry, R.	g	23	0-1	0-1	2-2	3	3	5	1	0	0	2				
12	Belardo, Gaby	g	30	5-9	1-3	0-1	2	0	2	2	0	3	11				
15	Coles, Julius	g	36	5-12	1-3	1-5	5	2	5	1	2	3	12				
5	Groves, Reggie	g	4	0-0	0-0	0-0	0	1	1	1	0	0	0				
11	Hynes, Alshwan	g	23	2-5	1-4	0-0	2	1	2	2	1	0	5				
13	Manhertz, Chris	g	4	0-0	0-0	0-0	1	2	0	0	0	0	0				
42	Vazquez-Simmons, T	g	25	1-2	0-0	2-2	4	1	0	1	3	0	4				
TEAM							1										
Totals			200		28-52		9-19		10-15		29	17	21	15	8	6	75
TOTAL FG%			1st: 14-23		60.9%		2nd: 14-29		48.3%		Game: 53.8% DEADB						
3-Pt. FG%			1st: 3-8		37.5%		2nd: 6-11		54.5%		Game: 47.4% REBS						
F Throw %			1st: 3-6		50.0%		2nd: 7-9		77.8%		Game: 66.7% 2,2						

Officials: Wally Rutecki, Kevin Ferguson, Guy Pagano  
Technical fouls: Iona College-None. Canisius-None.  
Attendance: 1075

Score by Periods	1st	2nd	Total
Iona College	38	35	73
Canisius	34	41	75

# Game 21 Rider 61, Iona College 59 (13-8) MAAC Game (7-3) New Rochelle, NY, Hynes Center January 27, 2011

NEW ROCHELLE, NY - Iona suffered its second straight two-point loss in MAAC contest vs. Rider at the Hynes Center. The Broncos withstood a late Gael charge and evened themselves in the league standings with the 61-59 win.

Iona led by as many as 10 points in the first half when senior Rashon Dwight converted two free throws at the 3:03 mark. The Gaels built the lead with the help of a 9-1 run midway through the half highlighted by two three-pointers by sophomore Kyle Smyth and a third by junior Jermel Jenkins. Dwight's free throws would be the last points Iona scored in the half as Rider cut the deficit to six at the break and held Iona without a field goal over the last four-plus minutes of the frame.

Rider knotted the score with a conventional three-point play by senior Justin Robinson at the 16:14 mark. The sea-saw then saw four more ties and nine lead changes before a Robinson's jumper in the lane made the score 59-55 with 16 seconds remaining. Junior Scott Machado cut the deficit to one with a three-pointer on the next possession. Rider's Jonathan Thompson converted both free throws to put the Broncos up by three with eight seconds on the clock. Robinson fouled Machado to put the junior to the line. After making the first, Machado intentionally missed the second. The strategy nearly paid off as junior Mike Glover grabbed the rebound and missed a potential game-tying bucket with controversial contact in the paint and Rider escaped with the two-point victory.

Smyth had a team-high 17 points, shooting 7-for-13 from the field with three long balls. Jenkins added 15 with three trifectas of his own while Machado posted 12 points and dished out seven assists in the loss. Glover was held to six points but grabbed a team-best 13 rebounds. The nation's leading performer in field goal percentage shot just 3-for-12 from field. Also in the top 10 in free throw attempts, Glover did not go to the line for the first time all season.

Robinson scored 18 of his team-high 19 points in the second half to spark the Broncos. He was complimented by doubles by junior Novar Gadson (15p, 10r) and freshman Danny Stewart (13p, 11r).

In a rematch of a 100-96 overtime win for the Gaels less than two weeks ago, the two teams combined for just 120 points in the contest. Both teams shot under 40 percent with Rider besting Iona 38.9%-36.1%. The Broncos also won the battle on the boards 43-38. They shot 17-for-25 from the free throw line with the Gaels converting eight of their 14 attempts. Iona also held the MAAC's leading three-point shooting team to a season-low 2-for-13 effort.

## VISITORS: Rider 15-7, 7-3 MAAC

##	Player Name	M	FG-A	3FG-A	FT-A	REB	PF	A	T.O.	B	S	TP	
2	Ringgold, Mike	f	31	2-8	0-0	6-8	4	3	1	3	1	0	10
13	Stewart, Danny	f	30	5-7	0-0	3-7	11	4	0	3	1	0	13
31	Penn, Brandon	f	19	0-4	0-2	2-2	5	0	1	3	0	0	2
15	Robinson, Justin	g	38	7-15	2-5	3-4	4	2	2	0	0	1	19
23	Gadson, Novar	g	33	7-14	0-3	1-2	10	3	4	3	0	1	15
10	Myles, Anthony	g	20	0-1	0-1	0-0	2	2	2	2	1	0	0
12	Thompson, J.	g	20	0-5	0-2	2-2	1	4	3	0	0	4	2
14	Mansell, Patrick	g	3	0-0	0-0	0-0	0	0	0	0	0	0	0
32	Pereira, Tommy	g	6	0-0	0-0	0-0	0	0	0	0	0	0	0
Team						6							
Totals			200	21-54	2-13	17-25	43	18	13	14	3	6	61
TOTAL FG%		1st: 12-28	42.9%	2nd: 14-37	37.8%	Game: 40.0% DEADB							
3-Pt. FG%		1st: 4-6	66.7%	2nd: 4-12	33.3%	Game: 44.4% REBS							
F Throw %		1st: 10-14	71.4%	2nd: 3-3	100%	Game: 76.5% 3							

## HOME TEAM: Iona College 13-8, 7-3 MAAC

##	Player Name	M	FG-A	3FG-A	FT-A	REB	PF	A	T.O.	B	S	TP	
1	Glover, Mike	f	33	3-12	0-0	0-0	13	4	1	5	1	0	6
21	Rodriguez, Alejo	f	17	1-3	0-0	0-2	5	5	0	1	0	1	2
3	Machado, Scott	g	38	5-10	1-4	1-2	1	1	7	1	1	1	12
10	Jenkins, Jermel	g	31	5-12	3-8	2-2	2	0	4	1	0	2	15
33	Smyth, Kyle	g	31	7-13	3-9	0-0	5	4	2	1	0	0	17
5	Dwight, Rashon	21	0-3	0-2	4-4	3	3	0	0	2	1	4	
22	Armand, Sean	7	0-4	0-3	0-0	2	1	0	1	0	0	0	
23	Dezourve, Randy	10	1-1	0-0	0-2	1	2	0	0	0	0	2	
35	James, Jayon	12	0-3	0-2	1-2	2	1	0	2	1	1	1	
TEAM							4						
Totals		200 22-61				7-28 8-14		38	21	14	12	5	6 59
TOTAL FG%		1st: 14-23	60.9%		2nd: 14-29	48.3%		Game: 53.8%		DEADB			
3-Pt. FG%		1st: 3-8	37.5%		2nd: 6-11	54.5%		Game: 47.4%		REBS			
F Throw %		1st: 3-6	50.0%		2nd: 7-9	77.8%		Game: 66.7%		2,2			

## Game 22 Loyola 88, Iona College 85 OT (13-9) MAAC Game (7-4) Baltimore, MD - Reitz Arena January 30, 2011

BALTIMORE, MD- Iona dropped another close decision in an 88-85 overtime loss at Loyola (Md.) at Reitz Arena. Loyola's Robert Olson hit a game-tying three with seven seconds remaining in regulation to force the extra frame.

Juniors Mike Glover and Scott Machado led Iona in the scoring column, posting 22 and 19 points respectively. Glover shot 7-for-12 from the field and 8-of-10 from the free throw line while grabbing eight boards. Machado dished out six assists while converting 10-of-13 attempts from the charity stripe. Senior Rashon Dwight and junior Jermel Jenkins each pitched in 13 points in the loss.

Neither team could take control of the game through the first 17 minutes as a four-point lona lead at 15:23 was the largest of the half for either team. Loyola's Justin Drummond hit a three-pointer with 2:26 left in the first half to spark an 8-0 run as the home team jumped out to a 38-29 advantage with 71 seconds left in the half. A Randy Dezouvre jumper and two Machado free throws in the final minute got Iona back to within five points at the break.

Loyola quickly went up by eight points to start the second half, leading 47-39 at the 16:45 mark. a 12-2 run over the next 90 seconds including eight straight by Jenkins put Iona ahead by two with 15 minutes remaining in the half. Iona was able to extend its lead to as many as six points with 4:14 remaining on a Chris Pelcher free throw that capped another 8-0 run for the Gaels. The Greyhounds chipped away at the deficit, getting the equalizer by Olson to force overtime.

Olson's layup with 41 seconds left also gave Loyola the lead for good putting the home team ahead by two. Machado got the deficit to one with a free throw with 20 ticks left. Olson put the Greyhounds ahead by three after he was fouled on the ensuing inbounds attempt. The Gaels could not get a clean shot off on their final possession and lost a third straight heartbreaker in MAAC play.

Six Greyhounds hit double-digits in the game led by senior Brian Rudolph's 19 points. Drummond and sophomore Erik Etherly had double-doubles for Loyola.

The Gaels were out shot (50.0%-40.0%) and out rebounded (40-32). Both teams combined for 74 free throws in the contest with Iona converting 27-of-40 attempts.

### VISITORS: Iona College 13-9, 7-4 MAAC

##	Player Name	M	FG-A	3FG-A	FT-A	REB	PF	A	TO	B	S	TP	
1	Glover, Mike	f	41	7-12	0-0	8-10	8	4	1	3	1	0	22
21	Rodriguez, Alejo	f	8	2-3	0-0	0-2	2	0	0	0	0	0	4
3	Machado, Scott	g	37	4-9	1-4	10-13	4	4	6	3	0	0	19
5	Dwight, Rashon	g	33	4-6	2-2	3-4	4	4	3	1	0	0	13
33	Smyth, Kyle	g	36	2-5	2-5	1-3	1	3	0	1	0	1	7
10	Jenkins, Jermel		32	4-11	3-7	2-2	3	1	2	0	0	1	13
11	Fields, Trinity		2	0-0	0-0	0-0	0	1	0	1	0	0	0
22	Armand, Sean		4	0-1	0-1	0-0	1	0	0	1	0	0	0
23	Dezouvre, Randy	9	1-5	0-0	1-2	3	1	2	0	0	0	0	3
35	James, Jayon	9	0-1	0-0	0-0	0	3	0	0	0	0	0	0
44	Pelcher, Chris	14	1-2	0-0	2-4	1	4	1	1	0	0	0	4
TEAM						5							

Totals	225	25-55	8-19	27-40	32	25	15	11	1	2	85
TOTAL FG%	1st: 11-30	36.7%	2nd: 12-20	60.0%	OT: 2-5	40.0%	Game: 45.5%	DEADB			
3-Pt. FG%	1st: 3-11	27.3%	2nd: 5-8	62.5%	OT: 0-0	0.0%	Game: 42.1%	REBS			
F Throw %	1st: 8-13	61.5%	2nd: 16-22	72.7%	OT: 3-5	60.0%	Game: 67.5%		4	2	

### HOME TEAM: Loyola 11-10, 7-4 MAAC

##	Player Name	M	FG-A	3FG-A	FT-A	REB	PF	A TO	B	S	TP		
24	Etherly, Erik	f	40	3-7	0-0	6-12	11	3	1	2	2	1	12
55	Wiegand, Josh	c	19	2-4	0-1	0-2	3	3	1	0	1	0	4
3	Cormier, Dylon	g	30	5-8	1-2	1-1	2	4	0	1	0	2	12
25	Olson, Robert	g	36	4-7	2-3	2-2	7	3	5	0	0	1	12
31	Rudolph, Brian	g	44	6-13	2-5	5-7	1	4	3	2	0	1	19
2	Drummond, Justin	24	4-7	2-4	4-5	10	5	0	5	4	0	14	
10	Hall, J'hared	26	4-10	2-5	5-5	1	3	1	0	0	1	15	
54	Ivis, Paolo	6	0-2	0-0	0-0	1	1	0	0	0	0	0	
TEAM						4	1						

Totals	225	28-58	9-23	34	40	27	11	10	7	6	88
TOTAL FG%	1st: 12-29	41.4%	2nd: 13-23	56.5%	OT: 3-6	50.0%	Game: 48.3%	DEADB			
3-Pt. FG%	1st: 4-9	44.4%	2nd: 5-9	55.6%	OT: 0-2	0.0%	Game: 45.0%	REBS			
F Throw %	1st: 10-15	66.7%	2nd: 9-13	69.2%	OT: 4-6	66.7%	Game: 67.6%		5	1	

Officials: Bob Adams, Robert Riley, Mike McCloskey  
Technical fouls: Iona College-None. Loyola-TEAM.  
Attendance: 719

Score by Periods	1st	2nd	OT	Total
Iona College	33	45	7	85
Loyola	38	40	10	88

## Game 23 Fairfield 75, Iona College 71 (13-10) MAAC Game (7-5) Bridgeport, CT - Webster Bank Arena February 4, 2011

BRIDGEPORT, CT - Iona cut a 14-point deficit with 4:53 remaining down to two with 25 seconds left, but could not get an equalizer in a 75-71 defeat to Fairfield at Webster Bank Arena at Harbor Yard. The Gaels scored more points than any other team this season against the Stags in the loss.

Down 27-16 at the 4:09 mark, the Gaels used an 11-4 run to end the half to go into halftime with a 31-27 deficit. A transition layup by Trinity Fields at the buzzer off a Jermel Jenkins steal capped the late first half run.

Fairfield quickly got the lead back to double-digits with a 7-0 run to open the second frame. The Gaels climbed back to within four after senior Rashon Dwight sank three straight free throws with 17:08 to play. Ryan Olander's three-point play at 14:48 gave the Stags a 47-38 advantage. Less than a minute and a half later, six straight points by Iona pushed the deficit to three points. Fairfield went on to score 17 of the next 23 points to take its largest lead of the half. Warren Edney's baseline jumper at 7:24 put his team ahead 64-50 with 7:26 remaining. Still down 14, Iona scored six straight to make the score 68-60 with 2:39 to play. Jermel Jenkins steal and layup with 1:15 to play put the Gaels down by six. After a foul, the Stags converted 1-of-2 free throw attempts and a three-ball by freshman Sean Armand made it a four-point game with 38 seconds left. Fields turned Fairfield point guard Derek Needham over and converted a layup as Iona trailed by just two points with 25 ticks left. Fairfield again went 1-for-2 from the line but before the Gaels could get a game-tying three-point attempt, the Stags fouled to put Iona at the line. After a missed front-end of a one-and-one, the Gaels were forced to foul and Fairfield came away with the four-point win.

Junior Mike Glover had 18 points and seven rebounds with two assists and two steals. Senior Alejo Rodriguez came off the bench and tallied 12 points and eight boards. Freshman Sean Armand added 11 while Dwight posted 10.

Fairfield's Yorel Hawkins posted a game-high 25 points. Ryan Olander contributed 19 points and eight rebounds. The Gaels held leading scorer Derek Needham to just eight points, but the sophomore had nine assists in the win.

The Maroon & Gold dropped its fourth straight contest with the loss, a combined margin of 10 points.

### VISITORS: Iona College 13-10, 7-5 MAAC

##	Player Name	M	FG-A	3FG-A	FT-A	REB	PF	A	TO	B	S	TP	
1	Glover, Mike	f	36	7-12	0-0	4-5	7	3	2	2	0	2	18
44	Pelcher, Chris	f	6	0-1	0-0	0-0	0	0	0	0	0	0	0
3	Machado, Scott	g	28	2-10	1-3	0-1	5	5	1	1	0	0	5
5	Dwight, Rashon	g	32	3-9	1-1	3-3	2	1	3	1	2	0	10
33	Smyth, Kyle	g	16	0-4	0-4	0-0	0	2	0	0	0	1	0
10	Jenkins, Jermel		30	3-8	1-2	2-3	1	1	4	2	0	3	9
11	Fields, Trinity		10	2-5	0-2	0-0	2	1	0	0	0	1	4
21	Rodriguez, Alejo		24	4-6	0-0	4-5	8	4	1	2	1	0	12
22	Armand, Sean	8	3-5	3-4	2-2	0	2	1	0	0	0	0	11
23	Dezouvre, Randy	5	1-1	0-0	0-0	1	1	0	0	0	0	2	
35	James, Jayon	5	0-1	0-0	0-0	0	1	0	1	0	0	0	
TEAM							5						

Totals	200	25-62	6-16	15-19	31	21	12	9	3	7	71
TOTAL FG%	1st: 10-32	31.3%	2nd: 15-30	50.0%	Game: 40.3%	DEADB					
3-Pt. FG%	1st: 1-8	12.5%	2nd: 5-8	62.5%	Game: 37.5%	REBS					
F Throw %	1st: 6-7	85.7%	2nd: 9-12	75.0%	Game: 78.9%		1				

### HOME TEAM: Fairfield 18-4, 11-1 MAAC

##	Player Name		M	FG-A	3FG-A	FT-A	REB	PF	A	T	O	B	S	TP
4	Hawkins, Yorel	f	36	11-15	0-0	3-4	7	1	2	1	0	0	25	
15	Barrow, Maurice	f	21	3-4	0-0	2-2	2	3	1	2	0	0	8	
34	Olander, Ryan	c	35	8-9	1-2	2-3	8	1	2	3	3	1	19	
3	Needham, Derek	g	36	1-7	0-5	6-9	4	4	9	3	0	2	8	
23	Fields, Jamel	g	14	0-3	0-0	0-0	1	2	0	2	0	0	0	
11	Jordan, Lyndon	4	0-0	0-0	0-0	1	0	0	0	0	0	0	0	
22	Edney, Warren	18	3-6	0-0	2-3	4	4	0	1	1	0	8		
25	Nickerson, Colin	26	1-2	0-1	4-6	3	3	3	2	0	0	6		
41	Matthews, Keith	10	0-3	0-0	1-2	4	1	0	0	0	0	1		
TEAM														

Totals	200	27-49	1-8	20-29	36	19	17	14	4	3	75
TOTAL FG%	1st: 13-22	59.1%	2nd: 14-27	51.9%	Game: 55.1%	DEADB					
3-Pt. FG%	1st: 1-4	25.0%	2nd: 0-4	0.0%	Game: 12.5%	REBS					
F Throw %	1st: 4-9	44.4%	2nd: 16-20	80.0%	Game: 69.0%		4				

Officials: Brian O'Connell, Joe DeMayo, Jim Bruno  
Technical fouls: Iona College-None. Fairfield-None.  
Attendance: 4094

Score by Periods	1st	2nd	Total
Iona College	27	44	71
Fairfield	31	44	75

## Game 24 Iona College 85, Manhattan 67 (14-10) MAAC Game (8-5) New Rochelle, NY, Hynes Center February 7, 2011

NEW ROCHELLE, NY - Senior Alejo Rodriguez and juniors Mike Glover and Scott Machado recorded double-doubles while Machado recorded his 1,000 career point in the Iona's 85-67 win over Manhattan at the Hynes Center. Machado became the ninth junior, 12th underclassman and 31st player in school history to reach the millennia mark with his jumper from the foul line to open the team's scoring in the second half.

The Gaels opened up the contest with field goals in its first five possessions to open up a 12-0 lead less than three minutes into the game. The run extended to 17-3 until Manhattan freshman Michael Alvarado's three-pointer at 13:42 gave the visitors their first field goal of the contest. A conventional three-point play by Glover gave the Gaels their largest lead of the frame at 30-41 with 7:25 to play. The Jaspers battled back to within nine but a Machado three pointer and an alley-oop by Glover from junior Trinity Fields in the final minute put the Gaels back ahead by double-digits as the Gaels led 44-32 at the half.

The Jaspers picked up the pace to open the second half, and out scored Iona 15-8 to cut the deficit to 52-47 at 15:12. Alvarado got Manhattan back to within five at 12:07. Another 12-0 run by the Gaels over the next nearly four minutes was capped by a three-pointer by rookie Sean Armand and gave Iona a 70-53 advantage and a double-digit lead it would not relinquish. Junior Randy Dezouvre put the Maroon & Gold ahead by 21 points with under a minute to play before a three-point play by Alvarado finished the scoring and the 18-point, 85-67 win for the Gaels.

Glover had 20 points and 10 rebounds as he reached the 20 and 10 mark for the first time in seven games. It was his 14th double-double of the season. Rodriguez posted his second straight double-digit point effort and his first double-double of the year with 11 points and 10 boards. Machado posted his seventh double-double of the season with 14 points and 10 assists. He is the first Iona junior since Steve Burt in 2005 to reach the 1,000 point mark for his career. Armand came off the bench and provided 17 points with five three-point field goals. He also recorded a season-best five rebounds and 29 minutes played in the effort.

Iona outshot (47.8%-42.9%) and outrebounded (41-30) Manhattan in the contest to help extend their Hynes Center record to 9-2 on the season. It was the ninth game of the year with 20+ assists with 22 and the first in nine contests.

With the win, the Gaels snapped a season-long four-game losing streak - all coming by four points or less - and improved to 8-0 in games decided by 10 or more points.

### VISITORS: Iona College 13-10, 7-5 MAAC

##	Player Name	M	FG-A	3FG-A	FT-A	REB	PF	A	T	O	B	S	TP
1	Glover, Mike	f	36	7-12	0-0	4-5	7	3	2	2	0	2	18
44	Pelcher, Chris	f	6	0-1	0-0	0-0	0	0	0	0	0	0	0
3	Machado, Scott	g	28	2-10	1-3	0-1	5	5	1	1	0	0	5
5	Dwight, Rashon	g	32	3-9	1-1	3-3	2	1	3	1	2	0	10
33	Smyth, Kyle	g	16	0-4	0-4	0-0	0	2	0	0	0	1	0
10	Jenkins, Jermel		30	3-8	1-2	2-3	1	1	4	2	0	3	9
11	Fields, Trinity		10	2-5	0-2	0-0	2	1	0	0	0	1	4
21	Rodriguez, Alejo		24	4-6	0-0	4-5	8	4	1	2	1	0	12
22	Armand, Sean		8	3-5	3-4	2-2	0	2	1	0	0	0	11
23	Dezouvre, Randy		5	1-1	0-0	0-0	1	1	0	0	0	0	2
35	James, Jayon		5	0-1	0-0	0-0	0	1	0	1	0	0	0
TEAM						5							

Totals	200	25-62	6-16	15-19	31	21	12	9	3	7	71
TOTAL FG%	1st: 10-32	31.3%	2nd: 15-30	50.0%	Game: 40.3%	DEADB					
3-Pt. FG%	1st: 1-8	12.5%	2nd: 5-8	62.5%	Game: 37.5%	REBS					
F Throw %	1st: 6-7	85.7%	2nd: 9-12	75.0%	Game: 78.9%		1				

### HOME TEAM: Fairfield 18-4, 11-1 MAAC

##	Player Name		M	FG-A	3FG-A	FT-A	REB	PF	A	T	B	S	TP
4	Hawkins, Yorel	f	36	11-15	0-0	3-4	7	1	2	1	0	0	25
15	Barrow, Maurice	f	21	3-4	0-0	2-2	2	3	1	2	0	0	8
34	Olander, Ryan	c	35	8-9	1-2	2-3	8	1	2	3	3	1	19
3	Needham, Derek	g	36	1-7	0-5	6-9	4	4	9	3	0	2	8
23	Fields, Jemel	g	14	0-3	0-0	0-0	1	2	0	0	0	0	0
11	Jordan, Lyndon	4	0-0	0-0	0-0	1	0	0	0	0	0	0	0
22	Edney, Warren	18	3-6	0-0	2-3	4	4	0	1	1	0	8	0
25	Nickerson, Colin	26	1-2	0-1	4-6	3	3	3	2	0	0	0	6
41	Matthews, Keith	10	0-3	0-0	1-2	4	1	0	0	0	0	1	0



## Game 25 Iona College 69, Siena 69 (15-10) MAAC Game (9-5) New Rochelle, NY, Hynes Center February 11, 2011

NEW ROCHELLE, NY - Iona withstood a late Siena run in a 69-65 win over the Saints in front of a capacity crowd at the Hynes Center. Siena cut a 12-point deficit with 2:13 left to three points with under a minute to play as the Gaels snapped their 10-game losing streak to the visitors with the win.

Junior Mike Glover led Iona with 22 points while grabbing six boards and recording four steals in the contest. Junior Jermel Jenkins earned the start and hit five three-pointers in his 19-point, four-assist effort. Seniors Rashon Dwight and Alejo Rodriguez posted eight points apiece. Rodriguez grabbed 10 rebounds for the second straight game.

Iona scored the first eight points of the game and built a double-digit lead less than seven minutes in to the contest on a Rodriguez layup of a Scott Machado feed. After sophomore Kyle Smyth buried a three-pointer at the 7:25 mark to put Iona ahead 24-14. A 10-2 Siena run cut the lead to two points at 5:03 and the Saints knotted the score at 32-32 with 1:29 to go in the half. A Rodriguez layup on the Gaels final possession gave the Maroon & Gold a two-point lead at the break.

Siena senior Clarence Jackson tied the score at 40-40 less than five minutes into the half. Iona scored eight straight over the next five minutes to build a 48-40 advantage. Dwight's three-pointer at 5:43 put the Gaels ahead 58-45, the largest lead of the game for the home team. A Jenkins jumper gave Iona a 64-52 lead with 2:13 to play. Sophomore Jonathan Breeden capped a 7-0 run for the Saints and cut the Gaels' lead to five with 70 seconds remaining. A 5-for-10 performance from the free throw line by Iona in the final minute allowed Siena to get within three points on two occasions before time expired.

Breeden shot 10-of-14 from the field in his career-high 24 point effort for the Saints. Jackson added 14 points with the help of four threes while senior Ryan Rossiter posted a double-double with 13 points and 13 rebounds. The Gaels limited Siena's leading scorer to just 2-for-7 from the field.

The Saints outshot the Gaels 46.7% to 41.7% while the two teams matched each other with 34 rebounds each. The difference in the game was in the turnover column as Siena committed 18 to Iona's 11. The Gaels converted 18 points of Saint turnovers in the contest.

Iona snapped its 10-game losing skid to the Saints dating back to the 2005-06 campaign. It was also the first win over Siena at home since 2005.

VISITORS: Siena 10-14, 7-7 MAAC													
##	Player Name	M	F	G-A	3F-G-A	FT-A	REB	PF	A	T	B	S	TP
1	Anosike, OD	f	28	1-3	0-0	0-0	4	3	0	3	0	1	2
22	Rossiter, Ryan	f	39	2-7	0-0	9-12	13	4	1	3	0	0	13
31	Wignot, Owen	f	33	0-4	0-3	2-2	6	1	5	1	1	1	2
13	Jackson, Clarence	g	32	5-10	4-8	0-0	2	1	0	3	0	1	14
32	Breeden, Jonathang	g	39	10-14	3-5	1-3	4	3	2	2	0	2	24
0	Walters, Brandon	g	3	1-2	0-0	0-0	1	0	0	0	0	1	2
2	Burdine, Trenity	g	8	1-3	1-2	2-2	1	0	0	0	0	0	5
3	Downey, Kyle	g	13	1-2	1-1	0-0	1	3	2	3	0	1	3
21	Martens, Davis	2	0-0	0-0	0-0	0-0	0	0	0	2	0	0	0
43	Priestley, Steven	3	0-0	0-0	0-0	0-0	0	2	0	0	0	0	0
TEAM								2		1			
Totals		200	21-45	9-19	14-19	34	17	10	18	1	7	6	5
TOTAL FG%		1st: 12-25	48.0%	2nd: 9-20	45.0%	Game: 46.7%	DEADB						
3-Pt. FG%		1st: 4-8	50.0%	2nd: 5-11	45.5%	Game: 47.4%	REBS						
F Throw %		1st: 4-4	100%	2nd: 10-15	66.7%	Game: 73.7%	2						

HOME TEAM: Iona College 15-10, 9-5 MAAC																
##	Player Name	M	F	G-A	3F-G-A	FT-A	REB	PF	A	T	B	S	TP			
1	Glover, Mike	f	39	8-18	0-0	6-7	6	1	2	1	0	4	22			
21	Rodriguez, Alejo	f	34	4-6	0-0	0-0	10	4	1	2	1	0	8			
5	Dwight, Rashon	g	34	3-8	2-6	0-0	5	3	2	3	0	0	8			
10	Jenkins, Jermel	g	32	6-12	5-10	2-4	5	2	4	1	0	0	19			
33	Smyth, Kyle	g	26	2-6	2-5	0-0	3	0	3	1	0	1	6			
3	Machado, Scott	20	1-4	0-2	2-7	2	1	5	3	0	1	4	4			
22	Armand, Sean	9	0-4	0-4	0-0	0	2	1	0	0	0	0	0			
35	James, Jayon	3	1-1	0-0	0-0	0	1	0	0	0	0	0	2			
44	Pelcher, Chris	3	0-1	0-0	0-0	0	0	0	0	0	0	0	0			
TEAM							3									
Totals		200		25-60		9-27		10-18		34	14	18	11	1	6	69
TOTAL FG%		1st: 15-34		44.1%		2nd: 10-26		38.5%		Game: 41.7%		DEADB				
3-Pt. FG%		1st: 4-14		28.6%		2nd: 5-13		38.5%		Game: 33.3%		REBS				
F Throw %		1st: 0-2		0.0%		2nd: 10-16		62.5%		Game: 55.6%		2				

Officials: Wally Rutecki, Bill McCarthy, Doug Aprahamian  
Technical fouls: Siena-None. Iona College-None.  
Attendance: 2611

Score by Periods	1st	2nd	Total
Siena	32	33	65
Iona College	34	35	69

## Game 26 Iona College 85, Marist 70 (16-10) MAAC Game (10-5) Poughkeepsie, NY - McCann Center February 13, 2011

POUGHKEEPSIE, NY - Junior Scott Machado scored 13 of his team-high 22 points in the second half and dished out 11 assists to complete his eighth double-double of the year in an 85-70 win over Marist at the McCann Center. Two games after reaching the 1,000-point mark, Machado set a new standard for single-season assists, breaking the 22-year old school record set by Glenn Grant.

For the third straight game, the Gaels (16-10, 10-5 MAAC) scored at least the first eight points of the contest, jumping out to an early 10-0 advantage with a senior Rashon Dwight three-pointer at the 17:31 mark. A 10-2 run over a two-minute span was capped by senior Alejo Rodriguez' layup at 4:08 put Iona ahead 38-19, its largest lead of the contest. Marist ended the first half on a 14-4 run to cut its deficit to nine points at the break.

Sophomore Sam Prescott took over in the second half for the Red Foxes, scoring the first seven points of the frame to get the home team within two points at 18:33. Three quick buckets by the Gaels made it an eight point game less than a minute later. A Prescott three-pointer with 10:26 cut the Red Fox deficit to just two points again. The Gaels responded with 12 straight points. A conventional three-point play by Dwight at 6:01 gave Iona a 72-58 cushion it needed to seal the win.

Machado's 22-points came on 7-of-13 from the field and 7-of-9 from the free throw line. He added two steals in 38 minutes of play. Machado ended the game with 199 assists on the season, five more than Grant's total in the 1988-89 campaign.

Dwight added 19 points, matching his career-high effort set earlier this season at Cleveland State on Nov. 13. Dwight was 7-for-11 from the field with two assists and a season-high five steals.

Glover had 15 points and six rebounds while Rodriguez added nine points and eight boards and junior Jermel Jenkins had seven points and three steals. With Glover and Rodriguez on the bench with foul trouble, sophomore Chris Pelcher scored six points in seven minutes of valuable action in the second half.

Prescott scored 23 of his career-high 34 points in the second half. He was 11-for-19 from the field with five three-pointers and seven-for-seven from the free throw line. Devin Price added 11 and Anell Alexis added 10 in the loss. Senior Corey Bauer posted 11 rebounds for the Red Foxes.

Iona out shot Marist 52.5%-36.7% but was out rebounded 41-31 in the contest. The Gaels matched their season low with just seven turnovers to Marist's 18. Iona recorded a season-high 13 steals in the win.

VISITORS: Iona College 16-10, 10-5 MAAC													
##	Player Name	M	F	G-A	3F-G-A	FT-A	REB	PF	A	T	B	S	TP
1	Glover, Mike	f	24	4-8	0-0	7-12	6	3	0	1	1	1	15
21	Rodriguez, Alejo	f	29	4-5	0-0	1-2	8	3	1	1	3	0	9
3	Machado, Scott	g	38	7-13	1-2	7-9	4	2	11	1	0	2	22
5	Dwight, Rashon	g	33	7-11	1-3	4-4	2	2	2	2	0	5	19
33	Smyth, Kyle	g	11	1-5	1-4	0-1	1	3	2	0	0	1	3
10	Jenkins, Jermel	31	3-8	1-3	0-0	2	1	2	2	0	3	7	
11	Fields, Trinity	9	1-2	0-1	0-0	0	0	0	0	0	0	2	
22	Armand, Sean	6	0-2	0-1	0-0	1	1	0	0	0	0	0	0
35	James, Jayon	9	1-1	0-0	0-0	2	0	0	0	0	1	2	
44	Pelcher, Chris	10	3-4	0-0	0-0	2	1	0	0	0	0	6	
TEAM													
Totals		200	31-59	4-14	19-28	31	16	18	7	4	1	3	85
TOTAL FG%		1st: 15-32	46.9%	2nd: 16-27	59.3%	Game: 52.5%	DEADB						
3-Pt. FG%		1st: 2-9	22.2%	2nd: 2-5	40.0%	Game: 28.6%	REBS						
F Throw %		1st: 10-15	66.7%	2nd: 9-13	69.2%	Game: 67.9%	4						

HOME TEAM: Marist 4-23, 3-12 MAAC													
##	Player Name	M	F	G-A	3F-G-A	FT-A	REB	PF	A	T	B	S	TP
1	Carter, Dorvell	f	37	3-14	0-4	3-3	7	4	1	2	0	1	9
41	Bauer, Corey	f	30	1-4	1-2	0-0	11	3	0	0	1	0	3
0	Price, Devin	g	32	2-8	1-3	6-7	7	4	4	6	0	1	11
20	Bowie, Jay	g	13	0-3	0-1	0-0	0	2	1	1	0	0	0
25	Prescott, Sam	g	31	11-19	5-7	7-7	4	3	0	4	2	1	34
15	Alexis, Anell	28	4-7	2-3	0-0	5	1	1	2	2	2	10	
21	Rusin, Candon	19	1-4	1-4	0-0	2	2	0	2	0	1	3	
42	Watson, Menelik	10	0-1	0-0	0-0	3	2	0	1	0	0	0	
TEAM							2						
Totals		200	22-60	10-24	16-17	41	21	7	18	5	6	7	0
TOTAL FG%		1st: 8-26	30.8%	2nd: 14-34	41.2%	Game: 36.7%	DEADB						
3-Pt. FG%		1st: 5-12	41.7%	2nd: 5-12	41.7%	Game: 41.7%	REBS						
F Throw %		1st: 12-13	92.3%	2nd: 4-4	100%	Game: 94.1%	0						

Officials: Kenneth Clark, Mike Alvaro, Tony Crisp  
Technical fouls: Iona College-None. Marist-None.  
Attendance: 1690

Score by Periods	1st	2nd	Total
Iona College	42	43	85
Marist	33	37	70

## Game 27 Iona College 102, Manhattan 65 (17-10) MAAC Game (11-5) Riverdale, NY - Draddy Gym February 16, 2011

RIVERDALE, NY - Iona led wire-to-wire in a 102-65 win over Manhattan at Draddy Gym. Five players scored double-digits led by junior Scott Machado's 20 points and career-high six three-point field goals in the victory.

The Gaels won their fourth-straight contest and kept pace with Rider and Saint Peter's in a three-way tie for second place in the MAAC standings. The squad still holds the tiebreaker by virtue of its 2-1 record vs. the two teams and remains in control of its own destiny with the final two games of conference play next weekend.

Iona shot a season-high for a half with its 19-for-26 (73.1%) effort in the first half, building a 56-36 advantage at intermission. The 56 points matched their season-high set on Jan. 9 vs. Loyola at the Hynes Center.

The Maroon & Gold continued its torrid shooting in the second half, with a 60.7% effort while outscoring the Jaspers 46-29. Its 102 total points marked the second time this season the team reached triple-digits.

Machado shot 7-for-9 from the field with his six trifectas. With four assists, he became the first player in school history to record 200 or more assists in a season. Freshman Sean Armand, sophomore Chris Pelcher and junior Trinity Fields each scored double-digits off the bench. Armand had 13 points in the first half. He added four rebounds and three three-point field goals. Pelcher scored 11 of his career-high 13 points in the second half posting five rebounds in 20 minutes of play. Field had 12 points and four rebounds with a season-best three three-balls. All of his points also came in the second half. Senior Rashon Dwight posted 12 points in the first half, scoring the first seven points of the game for the Gaels. Senior Alejo Rodriguez and junior Mike Glover posted nine points apiece. Glover led the squad with seven boards. Junior Jermel Jenkins had eight points and was one shy of his career-high with seven assists.

Manhattan was led by sophomore George Beamon's 21 points. Graduate Demetrius Jemison netted 19 points in the loss.

The Gaels set new season-highs for field goal percentage (66.7%) and assists (27) and was one field goal shy (36) of their best effort of the year. Iona also out rebounded Manhattan 37-25 while holding the Jaspers to just 39.1% from the field. The bench outscored the starters 52-50 in the win.

VISITORS: Iona College 17-10, 11-5 MAAC													
##	Player Name	M	F	G-A	3F-G-A	FT-A	REB	PF	A	T	B	S	TP
1	Glover, Mike	f	27	4-4	0-0	1-1	7	3	2	2	0	0	9
21	Rodriguez, Alejo	f	16	4-4	0-0	1-2	2	3	1	0	0	0	9
3	Machado, Scott	g	26	7-9	6-8	0-0	2	2	4	5	1	0	20
5	Dwight, Rashon	g	15	3-5	2-3	4-4	3	3	3	0	1	1	12
33	Smyth, Kyle	g	13	0-2	0-2	0-0	1	0	0	0	0	0	0
10	Jenkins, Jermel	25	3-9	2-5	0-0	6	0	7	3	0	3	8	
11	Fields, Trinity	16	4-5	3-3	1-1	2	0	4	0	0	0	0	12
22	Armand, Sean	22	4-7	3-5	2-2	4	1	1	1	0	0	0	13
23	Dezouvre, Randy	6	3-4	0-1	0-0	0	0	0	0	0	0	0	6
35	James, Jayon	14	0-0	0-0	0-0	2	2	2	3	0	0	0	0
44	Pelcher, Chris	20	4-5	0-0	5-8	5	1	2	0	2	2	2	13
TEAM							3						
Totals		200	36-54	16-27	14-18	37	15	26	14	4	6	102	
TOTAL FG%		1st: 19-26	73.1%	2nd: 17-28	60.7%	Game: 66.7%	DEADB						
3-Pt. FG%		1st: 10-16	62.5%	2nd: 6-11	54.5%	Game: 59.3%	REBS						
F Throw %		1st: 8-9	88.9%	2nd: 6-9	66.7%	Game: 77.8%	3						

## Game 28 Iona College 77, Liberty 57 (18-10) Sears Bracketbusters Lynchburg, VA, Vines Center February 19, 2011

LYNCHBURG, VA - Senior Alejo Rodriguez and juniors Mike Glover and Scott Machado each recorded double-doubles in leading Iona to a 77-57 win over Liberty in a Sears Bracketbusters match up at the Vines Center. After 280 games transpired after the last time that the Gaels had three-double doubles in a game prior to this season, the squad has accomplished the feat twice in its last five games.

For the fifth straight game during its five-game winning streak, Iona jumped out to a quick lead on its opponent. Sophomore Kyle Smyth's first of five three-pointers on the day gave Iona a 15-7 advantage at the 13:28 mark. After Flames (19-10) junior David Minaya's jumper got the home team to within six points a possession later, the Gaels scored 11 straight points, taking a 26-9 advantage on an Rodriguez layup with 7:43 to play. Liberty never got within 10 points the rest of the way after Iona's run. Iona ended the half on a 29-9 run over the final 12:57 of the frame and took a 44-18 advantage into the break.

Smyth led Iona with 17 points, shooting 6-for-10 from the field with his five trifectas. His lone assist came on a nifty alley-oop pass from the top of the key to Glover in the first half. Rodriguez shot 7-for-7 from the field with four dunks on assists from Machado. He had 14 points and 11 rebounds in his second double-double of the year. Glover had his team-leading 15th double-double of the year with 12 points and 11 boards and Machado posted his ninth of the year with 10 points and 11 assists converting two free throws with 1:58 remaining to reach the double-digit point mark. Junior Trinity Fields and freshman Sean Armand tallied eight points a piece.

Junior Jesse Sanders was the Flames' leading scorer with 13 points. Sophomore Evan Gordon added 12 points while Minaya scored 10 off the bench. Junior John Brown had nine points and a team leading 12 boards.

The Gaels out shot 54.4% from the field and 50.0% from behind the arc converting 11-of-22 attempts. Iona also out rebounded Liberty 38-26 in the win.

VISITORS: Iona College 18-10																
##	Player Name	M	FG-A	3FG-A	FT-A	REB	PF	A	T	O	B	S	P	T		
1	Glover, Mike	f	38	6-12	0-0	0-5	11	1	1	1	0	0	12			
21	Rodriguez, Alejo	f	32	7-7	0-0	0-0	11	2	2	1	2	1	14			
3	Machado, Scott	g	35	4-10	0-1	2-2	3	3	11	7	1	0	10			
10	Jenkins, Jermel	g	18	2-3	2-3	0-0	0	3	1	1	0	0	6			
33	Smyth, Kyle	g	36	6-10	5-9	0-1	5	2	1	2	0	1	17			
11	Fields, Trinity	16	3-5	2-2	0-0	0	0	1	1	0	0	8				
22	Armand, Sean	15	2-8	2-6	2-2	2	2	1	0	0	0	8				
23	Dezouvre, Randy	2	1-1	0-0	0-0	0	0	0	0	0	0	2				
35	James, Jayon	2	0-1	0-1	0-0	0	0	1	0	0	0	1	0			
44	Pelcher, Chris	6	0-0	0-0	0-0	2	3	2	0	0	0	0	0			
TEAM						4										
Totals			200	31-57	11-22	4-10	38	16	21	13	3	3	77			
TOTAL FG%		1st:	17-32	53.1%	2nd:	14-25	56.0%	Game: 54.4%								
3-Pt. FG%		1st:	8-15	53.3%	2nd:	3-7	42.9%	Game: 50.0%								
F Throw %		1st:	2-3	66.7%	2nd:	2-7	28.6%	Game: 40.0%								

HOME TEAM: Liberty 19-10																
##	Player Name	M	FG-A	3FG-A	FT-A	REB	PF	A	T	O	B	S	P	T		
21	Vander Pol, Joel	c	15	2-4	0-0	0-0	2	1	0	1	0	0	4			
4	Spencer, James	g	4	0-2	0-1	0-0	0	0	0	0	0	0	0			
10	Gordon, Evan	g	34	5-11	2-5	0-0	1	1	2	4	1	3	12			
20	Brown, John	g	37	4-8	0-0	1-7	12	2	3	2	1	3	9			
25	Sanders, Jesse	g	30	4-9	1-3	4-7	3	5	2	3	0	0	13			
2	Phillips, Chene	14	0-1	0-0	0-0	0	0	1	1	0	0	0	0			
12	Anderson, Jeremy	12	1-1	1-1	0-0	1	0	1	0	0	0	0	3			
14	Minaya, David	23	5-9	0-1	0-0	2	2	0	0	0	1	0	10			
24	Burris, Antwan	15	1-1	0-0	1-2	1	1	0	2	0	1	3				
33	Sanders, J.C.	8	0-4	0-3	1-2	1	1	0	0	0	0	1				
42	Ogukwe, Sammy	8	1-1	0-0	0-0	1	2	0	0	1	0	2				
TEAM						2										
Totals			200	23-51	4-14	7-18	26	15	9	13	3	8	57			
TOTAL FG%		1st:	7-22	31.8%	2nd:	16-29	55.2%	Game: 45.1%								
3-Pt. FG%		1st:	1-7	14.3%	2nd:	3-7	42.9%	Game: 28.6%								
F Throw %		1st:	3-9	33.3%	2nd:	4-9	44.4%	Game: 38.9%								

Officials: Joe DeMayo, Robert Riley, Mike McCloskey  
Technical fouls: Iona College-None. Liberty-None.  
Attendance: 4931

Score by Periods	1st	2nd	Total
Iona College	44	33	77
Liberty	18	39	57

## Game 29 Iona College 73, Saint Peter's 59 (19-10) MAAC Game Jersey City, NJ - Yanitelli Center February 25, 2011

JERSEY CITY, NJ - Iona won its sixth straight game in a 73-59 win over Saint Peter's at the Yanitelli Center. The Gaels maintained their second place standing and are tied with Rider entering the final regular season contest on Sunday.

The offensive-minded Iona squad used a solid defensive effort and a 54-34 rebounding advantage to defeat the Peacocks. The rebounding total was the highest since the squad recorded 51 vs. Sacred Heart on Nov. 15, 2006 in the NIT Season Tipoff. It was also the second highest single-game total in the last 10 seasons for the Gaels. Senior Alejo Rodriguez and junior Mike Glover led the charge on the boards with 13 and 11 rebounds respectively. They combined for nine of Iona's season-best 20 offensive caroms.

Sophomore Kyle Smyth led the Gaels in scoring for the second straight game with 14 points. He shot 4-of-6 on three-point field goal attempts. His fifth bucket came with a foot on the line. Junior Jermel Jenkins added 12 off the bench. The duo combined for 17 of Iona's 36 second half points. Junior Scott Machado had 10 points, seven rebounds and five assists. Glover and Rodriguez netted nine and eight respectively while sophomore Sean Armand also posted eight points in the win.

After a slow scoring start saw Saint Peter's gain a 7-6 advantage just under four minutes into the contest, the Gaels picked up the pace. A three-pointer by Peacock sophomore Steven Samuels put the home team ahead 10-8 at the 15:20 mark. Iona scored the next 11 points over the next three-plus minutes and commanded a 19-10 lead on a Glover layup with 11:49 on the clock. After Saint Peter's cut the lead to four 90 seconds later, the Maroon & Gold scored seven in a row and 13 of the next 15 points, gaining its largest lead of the half, 32-17, on a Glover free-throw at 7:21. Saint Peter's chipped away and trailed by eight points at the break. Sophomore Yvon Raymond's coast-to-coast dunk was the final field goal of the half and made the score 37-29.

Back-to-back three-pointers by Smyth and a Machado layup to start the second stanza gave Iona a double-digit advantage it wouldn't relinquish. Junior Randy Dezouvre's steal and layup with 13:21 to go stretched the Gaels lead to 21 points. A Jenkins layup with 3:07 to play put Iona ahead 73-49, giving the visitors its largest lead of the contest. The Peacocks scored the final 10 points of the ball game.

Senior Jeron Belin posted a double-double with 15 points and 10 rebounds. Sophomore Darius Conley pitched in 13 points while senior Ryan Bacon added nine rebounds. The Gaels held senior leading scorers Wesley Jenkins and Nick Leon to a combined 11 points in the win.

VISITORS: Iona College 19-10, 12-5 MAAC																
##	Player Name	M	FG-A	3FG-A	FT-A	REB	PF	A	T	O	B	S	P	T		
1	Glover, Mike	f	28	4-10	0-1	1-4	11	3	0	4	1	0	9			
21	Rodriguez, Alejo	f	24	4-5	0-0	0-0	13	2	1	0	0	0	8			
3	Machado, Scott	g	32	4-10	0-2	2-5	7	3	5	5	0	1	10			
5	Dwight, Rashon	g	21	0-8	0-2	4-4	2	4	0	0	1	1	4			
33	Smyth, Kyle	g	23	5-7	4-6	0-0	4	5	1	0	0	0	14			
10	Jenkins, Jermel	23	4-10	1-6	3-4	3	1	1	2	0	0	12				
11	Fields, Trinity	5	0-0	0-0	0-0	1	0	0	2	0	0	0	0			
22	Armand, Sean	14	2-4	1-3	3-5	4	1	0	2	0	2	8				
23	Dezouvre, Randy	13	3-4	0-0	0-0	0	2	1	5	1	1	6				
35	James, Jayon	5	0-0	0-0	0-1	1	0	0	1	0	0	0	0			
44	Pelcher, Chris	12	1-2	0-0	0-0	3	1	0	0	0	0	2				
TEAM						5										
Totals			200	27-60	6-20	13-23	54	22	9	21	3	5	73			
TOTAL FG%		1st:	13-38	34.2%	2nd:	14-22	63.6%	Game: 45.0%								
3-Pt. FG%		1st:	3-13	23.1%	2nd:	3-7	42.9%	Game: 30.0%								
F Throw %		1st:	8-14	57.1%	2nd:	5-9	55.6%	Game: 56.5%								

HOME TEAM: Saint Peter's 17-12, 11-6 MAAC																
##	Player Name	M	FG-A	3FG-A	FT-A	REB	PF	A	T	O	B	S	P	T		
4	Bacon, Ryan	f	32	2-8	0-0	0-0	9	1	2	1	2	4				
42	Conley, Darius	f	18	5-7	0-0	3-4	5	3	0	0	1	1	13			
10	Hall, Brandon	g	11	0-2	0-0	1-2	0	0	1	0	0	2	1			
15	Jenkins, Wesley	g	23	1-9	0-2	2-3	3	2	0	1	1	1	4			
22	Leon, Nick	g	33	3-12	1-8	0-0	0	4	3	3	0	1	7			
2	Raymond, Yvon	14	3-7	0-0	1-4	1	1	1	0	0	2	7				
5	Belin, Jeron	29	6-13	0-3	3-6	10	2	0	1	0	3	15				
13	Samuels, Steven	25	2-9	1-4	1-4	1	4	2	3	0	1	6				
20	Burke, Chris	13	1-2	0-0	0-0	0	1	0	1	0	2	2				
45	Hill, Jack	2	0-0	0-0	0-0	0	0	0	0	0	0	0	0			
TEAM						5										
Totals			200	23-69	2-18	11-23	34	18	9	10	3	5	59			
TOTAL FG%		1st:	11-35	31.4%	2nd:	12-34	35.3%	Game: 33.3%								
3-Pt. FG%		1st:	1-7	14.3%	2nd:	1-11	9.1%	Game: 11.1%								
F Throw %		1st:	6-10	60.0%	2nd:	5-13	38.5%	Game: 47.8%								

Officials: Bryan Kersey, Jeffrey Anderson, Tim Edwards  
Technical fouls: Iona College-Glover, Mike. Saint Peter's-Jenkins, Wesley.  
Attendance: 1287

Score by Periods	1st	2nd	Total
Iona College	37	36	73
Saint Peter's	29	30	59

## Game 30 Iona College 74, Fairfield 69 (20-10) MAAC Game New Rochelle, NY, Hynes Center February 27, 2011

NEW ROCHELLE, NY - Iona clinched the No. 2 seed in next weekend's MAAC Championship with a 74-69 win over first place Fairfield at the Hynes Center. A capacity crowd saw the Gaels hold off the Stags on Senior Day.

Four players tallied double-figures for the Gaels led by junior Scott Machado's 15 points. Though converting just three field goals, Machado shot 7-for-10 from the line including 5-of-6 in the final five minutes. Senior Rashon Dwight posted 12 points while juniors Mike Glover and Jermel Jenkins had 10 a piece for the Maroon & Gold. Glover completed his 16th double-double of the year with 13 rebounds while Jenkins added a team-high six assists off the bench. Sophomore Kyle Smyth added nine points and senior Alejo Rodriguez had eight points and eight boards and shot 4-of-5 from the field. He finished the regular season converting 23-of-his-last-26 field goal attempts.

Iona never trailed in the contest and took the lead for good on Machado three-pointer at 15:49 in the first half that made the score 9-6. After Fairfield senior Warren Edney's free throw cut Iona's lead to 14-11, the Gaels went on to a 10-3 run to take a double-digit advantage on Jenkins' three-ball with 8:23 remaining in the first frame. Dwight's free throw with 50 seconds remaining put Iona ahead 36-24 and gave the squad its largest lead of the half. Iona went into the break with an 11-point lead.

Leading by 54-39 with 11:13 remaining, Fairfield scored 12 straight points over the next three minutes to cut the deficit to three points. After an Iona timeout, a Glover dunk and two Jenkins free throws put the margin at seven points. Nursing a single-digit advantage down the stretch, Fairfield Lyndon Jordan hit a three-pointer with 42 seconds left to get the visitors the closest it would get at 70-68. Smyth followed with two free throws and Jordan was only able to convert 1-of-3 attempts after being fouled on another three-point attempt. Junior Trinity Fields converted a breakaway layup on the in bound to make the final margin a five-point Iona victory.

Fairfield freshman Jamel Fields scored 15 of his game-high 21 points in the second half, shooting 5-for-10 from the field and 8-for-10 from the charity stripe. Fields had a team-leading three three-pointers in the loss. Edney also had a big second frame with 10 of his 12 points in the contest. Junior Ryan Olander posted 13 points while freshman Maurice Barrow led with seven boards.

Iona out shot Fairfield 50.0%-39.6% in the contest and held a 41-31 advantage on the boards.

VISITORS: Fairfield 23-6, 15-3 MAAC															
##	Player Name	M	FG	A	3FG	A	FT	A	REB	PF	A	T	B	S	TP
4	Hawkins, Yorel	f	22	2-5	0-0	0-0	0-0	1	4	0	0	0	0	2	
34	Olander, Ryan	f	28	4-1	0-0	5-6	4	3	0	1	0	1	0	13	
3	Needham, Derek	g	30	4-9	0-5	0-3	4	5	2	6	1	1	1	8	
15	Barrow, Maurice	g	28	0-0	0-0	3-4	7	4	0	2	0	2	2	3	
25	Nickerson, Colin	g	22	0-4	0-2	2-4	3	3	1	1	0	3	2		
11	Jordan, Lyndon		15	1-5	1-2	1-3	1	4	1	0	0	2	4		
13	Martin, Gary		0+	0-0	0-0	0-0	0	0	0	0	0	0	0		
22	Edney, Warren		21	4-7	0-1	4-6	3	1	0	1	0	0	0	12	
23	Fields, Jamal		25	5-10	3-4	8-10	2	2	3	0	0	1	21		
41	Matthews, Keith		9	1-2	0-0	0-0	4	2	0	1	1	0	2		
TEAM									2		1				
Totals			200	21-53	4-14	23-36	31	26	7	13	3	11	69		
TOTAL FG%		1st:	9-27	33.3%	2nd:	12-26	46.2%	Game:		29.6%	DEADB				
3-Pt. FG%		1st:	0-6	0.0%	2nd:	4-8	50.0%	Game:		28.6%	REBS				
F Throw %		1st:	7-12	58.3%	2nd:	16-24	66.7%	Game:		63.9%	5				

## Game 31 Iona College 94, Siena 64 (21-10) MAAC Championship Quarterfinal Bridgeport, CT - Webster Bank Arena March 5, 2011

BRIDGEPORT, CT - Mike Glover scored 31 points and grabbed 11 rebounds as Iona routed Siena 94-64 on Saturday night to advance to the Metro Atlantic Athletic Conference tournament semifinals.

Kyle Smyth added 16 points, Scott Machado 15 and Randy Dezouvre 10 for the second-seeded Gaels (21-10), who won their first MAAC tournament game since 2006.

Iona, which shot 58.3 percent from the field (35 of 60), has won eight games in a row following a four-game skid.

The Gaels, who split the season series with the seventh-seeded Saints (13-18), led 37-31 at halftime and opened the second half with a 4-0 run.

Siena closed to 41-38 on a Clarence Jackson 3-pointer, then Glover scored six straight points to spark a 15-2 run that helped Iona pull away.

Jackson scored 16 points to pace the Saints, who had won two games in a row, including 68-66 in overtime over Manhattan in the first round.

VISITORS: Siena 13-18												
##	Player Name	M	FG-A	3FG-A	FT-A	REB	PF	A	T	O	B	S
1	Anosike, OD	f	27	4-6	0-0	1-4	7	0	1	1	0	1
22	Rositer, Ryan	f	36	5-8	0-1	1-1	6	4	2	4	3	0
31	Wignot, Owen	f	22	4-6	0-2	0-0	3	4	1	1	1	0
12	Brookins, Rakeem	g	27	6-14	0-3	0-0	3	3	3	3	0	1
13	Jackson, Clarence	g	33	5-13	2-6	4-6	3	4	0	3	0	1
2	Burdine, Treinity	17	0-3	0-2	1-2	0	0	0	2	0	1	1
3	Downey, Kyle	4	0-1	0-1	0-0	0	0	0	0	0	0	0
4	Cruz, Steven	1	1-1	1-1	0-0	0	0	0	0	0	0	3
20	Fenlon, Conner	1	0-1	0-1	2-2	0	0	0	0	0	0	2
21	Martens, Davis	10	0-1	0-0	0-0	0	0	1	0	1	0	0
32	Breeden, Jonathan	16	0-2	0-0	0-0	0	2	0	1	0	0	0
43	Priestley, Steven	6	1-1	0-0	0-0	2	1	0	1	0	0	2
TEAM												
Totals		200	26-57	3-17	9-15	24	18	8	16	5	4	64
TOTAL FG%	1st: 14-30	46.7%	2nd: 12-27	44.4%	Game: 45.6%	DEADB						
3-Pt. FG%	1st: 1-7	14.3%	2nd: 2-10	20.0%	Game: 17.6%	REBS						
F Throw %	1st: 2-6	33.3%	2nd: 7-9	77.8%	Game: 60.0%	3						

HOME TEAM: Iona College 21-10												
##	Player Name	M	FG-A	3FG-A	FT-A	REB	PF	A	T	O	B	S
1	Glover, Mike	f	35	12-18	0-0	7-9	11	2	1	3	0	0
21	Rodriguez, Alejo	f	19	1-1	0-0	0-0	6	3	0	2	0	0
3	Machado, Scott	g	31	6-11	2-4	1-2	3	2	8	3	0	1
5	Dwight, Rashon	g	29	3-7	0-0	2-2	4	3	4	1	0	4
33	Smyth, Kyle	g	30	5-9	4-8	2-2	3	0	4	0	0	2
10	Jenkins, Jermel	20	1-2	1-2	0-0	1	1	1	1	0	0	3
11	Fields, Trinity	4	0-0	0-0	0-0	1	0	0	1	0	0	0
22	Armand, Sean	6	2-2	2-2	0-0	0	0	0	0	0	1	6
23	Dezouvre, Randy	10	4-8	0-1	2-4	5	2	0	0	0	0	10
35	James, Jayon	4	0-0	0-0	1-2	0	0	3	1	0	1	1
44	Pelcher, Chris	12	1-2	0-0	0-0	0	4	0	1	0	0	2
TEAM												
Totals		200	35-60	9-17	15-21	37	17	21	13	0	9	94
TOTAL FG%	1st: 13-26	50.0%	2nd: 22-34	64.7%	Game: 58.3%	DEADB						
3-Pt. FG%	1st: 4-8	50.0%	2nd: 5-9	55.6%	Game: 52.9%	REBS						
F Throw %	1st: 7-9	77.8%	2nd: 8-12	66.7%	Game: 71.4%	4						

Officials: Kevin Ferguson, Bill McCarthy, Ken Turner  
Technical fouls: Siena-None. Iona College-None.  
Attendance: 2577

Score by Periods	1st	2nd	Total
Siena	31	33	64
Iona College	37	57	94

## Game 32 Iona College 83, Rider 59 (22-10) MAAC Championship Semifinal Bridgeport, CT - Webster Bank Arena March 6, 2011

BRIDGEPORT, CT - Iona plays for its first NCAA Tournament berth in five years after defeating Rider 83-59 in the semifinal of the 2011 Spark Energy MAAC Championships. The Gaels will meet Saint Peter's, who defeated No. 1 seed Fairfield in the other semifinal.

The Gaels never trailed in the contest, opening the game with a three-pointer from senior Rashon Dwight on the first possession and never looked back. The closest the Broncs would get to Iona was one-point on two occasions in the first half. When Dwight hit another three-pointer at 8:52, it gave the Gaels their first double-digit lead of the ball game.

Iona saw its eight-point halftime lead dwindle to four after a layup by Novar Gadson with 16:56 remaining. The Gaels went on a 10-2 run to regain its double-digit cushion. A three-ball by junior Jermel Jenkins with 9:09 left in the game, his sixth and final of the game, gave his team a 12-point lead and sealed the victory for the Maroon & Gold.

Jenkins led the Gaels in scoring for the first time this season, shooting 7-for-13 from the field, 6-for-10 from behind the arc with 20 points. He also dished out five assists. Dwight tied a career high with 19 points, and a career-best five three-pointers. Junior Mike Glover had 12 points on 5-of-8 from the field and led the Gaels with eight rebounds. Junior Scott Machado picked up a game high 12 assists.

The squad's 14 three-pointers marked the most by Iona in a MAAC Championship game; the second-most in tournament history. La Salle hit 15 three-pointers against Siena in 1990. It was the third highest single-game total for Iona. The Gaels set a new standard this season with 18 against Albany on Nov. 23 and knocked 16 at Manhattan on Feb. 16.

Led by Jenkins' 20, the Iona reserves outscored Rider 36-14, including an advantage of 27-4 in the second half. Sophomore Chris Pelcher had nine points off the bench, shooting a perfect 4-for-4 from the field and hit his ninth point from the free throw line.

Rider junior Novar Gadson scored 19 points before fouling out with less than four minutes to play. Justin Robinson had 16 while Brandon Penn posted eight boards.

The Gaels shot better than 50.0% from the field for the fourth straight game and sixth time in the last seven contests. The Maroon & Gold also matched its season-high with 26 assists, extending its school record to 566 helpers on the season.

VISITORS: Rider 23-10												
##	Player Name	M	FG-A	3FG-A	FT-A	REB	PF	A	T	O	B	S
2	Ringgold, Mike	f	31	2-7	0-0	0-0	2	3	4	3	0	0
13	Stewart, Danny	f	29	0-2	0-0	0-0	2	1	0	3	1	0
23	Gadson, Novar	f	31	8-13	1-2	2-3	3	5	2	1	0	0
10	Myles, Anthony	g	29	2-6	2-4	0-0	1	2	1	1	2	1
15	Robinson, Justin	g	34	6-12	2-6	2-2	2	2	2	3	0	3
14	Mansell, Patrick	15	1-4	1-3	0-0	1	0	1	0	0	0	3
21	Nd-Ezuma, Dera	3	1-1	0-0	0-0	1	0	0	0	0	0	2
31	Penn, Brandon	25	4-9	1-5	0-0	8	2	2	2	0	0	9
32	Pereira, Tommy	3	0-1	0-1	0-0	0	0	0	0	0	0	0
TEAM												
Totals		200	24-55	7-21	4-5	23	15	12	13	3	4	59
TOTAL FG%	1st: 12-26	46.2%	2nd: 12-29	41.4%	Game: 43.6%	DEADB						
3-Pt. FG%	1st: 4-11	36.4%	2nd: 3-10	30.0%	Game: 33.3%	REBS						
F Throw %	1st: 2-2	100%	2nd: 2-3	66.7%	Game: 80.0%	0						

HOME TEAM: Iona College 22-11												
##	Player Name	M	FG-A	3FG-A	FT-A	REB	PF	A	T	O	B	S
1	Glover, Mike	f	35	5-8	0-0	2-3	8	2	3	2	1	1
21	Rodriguez, Alejo	f	21	2-3	0-0	0-0	4	3	0	1	2	2
3	Machado, Scott	g	33	3-10	1-2	0-0	5	2	12	5	0	1
5	Dwight, Rashon	g	34	6-10	5-7	2-2	5	2	3	1	0	1
33	Smyth, Kyle	g	17	2-7	1-6	0-0	5	0	2	1	0	2
10	Jenkins, Jermel	29	7-13	6-10	0-0	1	1	5	2	0	1	20
11	Fields, Trinity	3	0-0	0-0	0-0	1	0	1	0	0	0	0
22	Armand, Sean	3	1-3	1-3	0-0	0	0	0	0	0	0	3
23	Dezouvre, Randy	8	0-1	0-0	4-4	2	1	0	0	0	0	4
35	James, Jayon	3	0-0	0-0	0-0	1	0	0	0	0	0	0
44	Pelcher, Chris	14	4-4	0-0	1-3	3	0	0	1	0	0	9
TEAM												
Totals		200	30-59	14-28	9-12	40	11	26	14	3	8	83
TOTAL FG%	1st: 14-30	46.7%	2nd: 16-29	55.2%	Game: 50.8%	DEADB						
3-Pt. FG%	1st: 6-13	46.2%	2nd: 8-15	53.3%	Game: 50.0%	REBS						
F Throw %	1st: 4-6	66.7%	2nd: 5-6	83.3%	Game: 75.0%	1						

Officials: Brian O'Connell, Wally Rutecki, Gene Steratore  
Technical fouls: Rider-None. Iona College-None.  
Attendance: 3956

Score by Periods	1st	2nd	Total
Rider	30	29	59
Iona College	38	45	83

## Game 33 Saint Peter's 62, Iona College 57 (22-11) MAAC Championship Final Bridgeport, CT - Webster Bank Arena March 7, 2011

BRIDGEPORT, CT - Iona's MAAC Championship run was ended in a 62-57 defeat to Saint Peter's in final at Webster Bank Arena at Harbor Yard. The Peacocks' stingy defense was too much for the Gaels as they captured their first MAAC title since 1995.

Led by junior Mike Glover's 23 points, Iona managed a season-low 57 points in the loss. Glover completed his 18th double-double of the year with 11 rebounds. Senior Rashon Dwight also posted a double-double with 10 points and 10 boards while junior Scott Machado added 15 points and six assists. Saint Peter's limited the rest of the team to just nine points.

Nick Leon made the score 23-17 with a three-pointer at the 5:32 mark. Neither team found the bottom of the net for nearly four minutes before two Machado layups got the Gaels within three points with 1:05 remaining. Jeron Belin's three-pointer on the next possession made the score 26-20 heading into the break.

In the second half, Glover's alley-oop dunk from Machado made the score 37-33 with 9:18 remaining. Any momentum from the play was stunted by a 9-0 run by the Peacocks that put them ahead by 13 points just over two minutes later. Trailing by 11 points with just under three minutes to play, the Gaels chipped away and cut the margin to three-points on a Machado trifecta with 18 seconds left. After forcing two turnovers in the final minute with full court pressure defense, the Gaels nearly had a third on the ensuing in-bounds pass, but Dwight was whistled for a foul. Wesley Jenkins sank two free throws to make the margin final.

Belin had 17 points off the bench and was supported by Leon's 15 and Jenkins' 14. Jenkins scored nine of the Peacocks' final 11 points in the win.

Iona shot 32.2% from the field and was just 3-for-18 from behind the arc. The loss snapped a season-long nine game winning streak, the team's longest in 11 seasons. Saint Peter's was 7-for-15 on three-point attempts and was 11-for-11 from the free throw line in the win.

Both Glover and Machado were named to the All-Tournament team following the contest.

VISITORS: Saint Peter's 20-13												
##	Player Name	M	FG-A	3FG-A	FT-A	REB	PF	A	T	O	B	S
4	Bacon, Ryan	f	35	4-10	0-0	0-0	9	3	2	0	2	1
42	Conley, Darius	f	18	1-4	0-0	0-0	3	2	1	2	0	1
13	Samuels, Steven	g	29	1-1	0-0	0-0	1	4	1	4	2	0
15	Jenkins, Wesley	g	36	2-6	1-3	9-9	5	1	4	1	0	2
22	Leon, Nick	g	38	5-12	3-8	2-2	2	0	3	3	1	0
2	Raymond, Yvon	12	2-2	0-0	0-0	3	4	0	0	0	1	4
5	Belin, Jeron	27	7-13	3-4	0-0	3	4	0	6	1	1	17
10	Hall, Brandon	5	0-0	0-0	0-0	1	0	1	0	0	1	0
TEAM												
Totals		200	22-48	7-15	11-11	30	18	12	16	6	7	62
TOTAL FG%	1st: 10-25	40.0%	2nd: 12-23	52.2%	Game: 45.8%	DEADB						
3-Pt. FG%	1st: 4-7	57.1%	2nd: 3-8	37.5%	Game: 46.7%	REBS						
F Throw %	1st: 2-2	100%	2nd: 9-9	100%	Game: 100%	1						

HOME TEAM: Iona College 22-11													
##	Player Name	M	FG-A	3FG-A	FT-A	REB	PF	A	T	O	B	S	TP
1	Glover, Mike	F	38	9-12	0-0	5-7	11	2	0	1	0	1	23
3	Machado, Scott	G	33	4-17	1-5	6-8	3	1	6	4	1	0	15
5	Dwight, Rashon	G	40	2-13	2-6	4-4	10	3	0	5	1	4	10
21	Rodriguez, Alejo	F	17	0-1	0-0	1-2	5	1	0	0	0	1	1
33	Smyth, Kyle	G	9	0-0	0-0	0-0	0	1	0	0	0	0	0
10	Jenkins, Jermel	23	0-4	0-2	0-0	1	1	1	1	0	0	0	0
11	Fields, Trinity	4	1-1	0-0	0-0	0	1	1	0	1	0	2	2
22	Armand, Sean	13	1-7	0-5	0-0	0	0	0	0	0	1	1	2
23	Dezourre, Randy	18	1-3	0-0	0-0	2	4	0	0	1	1	2	2
44	Pelcher, Chris	5	1-1	0-0	0-0	1	0	0	0	0	0	0	2
TEAM						5							
Totals		200	19-59	3-18	21-21	38	14	7	12	3	11	57	
TOTAL FG% 1st:		8-23	34.8%	2nd: 11-36		30.6%	Game:		32.2%	DEADB			
3-Pt. FG% 1st:		1-7	14.3%	2nd: 1-11		18.2%	Game:		16.7%	REBS			
F Throw % 1st:		3-4	75.0%	2nd: 13-17		76.5%	Game:		76.2%	2			

**Game 34** Iona College 85, Valparaiso 77  
(23-11) CollegeInsider.com Tournament  
Valparaiso, IN - Ath.-Rec. Center  
March 16, 2011

VALPARAISO, IN - Iona continued its success away from home this year earning a 85-77 win over Valparaiso in the first round of the CollegeInsider.com Postseason Tournament at Valpo's Athletics-Recreation Center. The Gaels jumped out to an early eight-point advantage and never relinquished the lead while withstanding a late Crusader charge in the win.

After allowing the first bucket of the game, a three-pointer by Ryan Broekhoff, the Gaels shot out to a 15-8 lead after a Scott Machado put-back less than five minutes in. The Maroon & Gold was able to extend its lead to double-digits at the 10:55 mark on junior Trinity Fields' steal and layup. Iona's largest lead of the half was 13 points when senior Rashon Dwight knocked down two free throws with eight minutes remaining and made the score 28-15. Iona shook off a 9-2 Valpo run over the next 3:22 matching the Crusaders with nine of the next 11 points to regain its 13-point advantage.

Valparaiso never got within six points in the second half. Leading 62-55 with 8:07 left, the Gaels scored seven straight and took a 14-point advantage. A Machado three-pointer at 4:08 put Iona ahead 74-59 for its largest lead of the contest. The Crusaders put the Gaels on the free throw line the rest of the way as Iona knocked down 11-of-19 from the stripe over the final 2:18 to hold off its hosts.

Junior Mike Glover posted his 19th double-double of the season with a team-best 17 points and 11 rebounds. He shot 8-for-10 from the field in the victory. Fields sparked the Gaels off the bench with a career-high 16 points, shooting 4-for-7 from the field with two three-pointers and a 6-for-7 performance from the free throw line. Dwight and rookie Sean Armand added 14 points apiece. Dwight had five assists and four rebounds. In his first collegiate start, Armand scored 10 points including eight of the team's first 10 to spark Iona's quick start. After playing just eight minutes in the first half due to foul trouble, Machado rebounded in the second and finished with 11 points and six assists. Senior Alejo Rodriguez added nine points in the win.

The Gaels shot 58.3% from the field and 46.7% from behind the arc. They held Valpo to 45.1% shooting and just 25.9% from three-point land.

**Game 35** Iona College vs. Buffalo  
(23-11) CollegeInsider.com Tournament  
New Rochelle, NY - Hynes Center  
March 22, 2011

**VISITORS: Iona College 23-11**

##	Player Name	M	FG-A	3FG-A	FT-A	REB	PF	A	TO	B	S	TP
1	Glover, Mike	f	34	8-10	0-0	1-2	11	3	2	2	0	17
21	Rodriguez, Alejo	f	27	3-4	0-0	3-5	4	1	2	1	0	9
3	Machado, Scott	g	23	2-4	1-1	6-8	3	2	6	4	0	11
5	Dwight, Rashon	g	40	4-11	1-4	5-6	4	2	5	2	1	24
22	Armand, Sean	g	26	5-9	3-6	1-2	3	2	0	0	0	14
10	Jenkins, Jermel		13	1-1	0-0	0-0	1	0	0	1	0	2
11	Fields, Trinity		20	4-7	2-4	6-7	1	0	1	2	0	16
23	Dezouvre, Randy		6	1-1	0-0	0-2	0	1	0	1	1	0
44	Pelcher, Chris		11	0-1	0-0	0-0	2	2	0	0	1	0
<b>TEAM</b>							3					

Totals	200	28-48	7-15	22-32	32	13	16	13	3	8	85
TOTAL FG%	1st: 17-31	54.8%	2nd: 11-17	64.7%	Game: 58.3%	DEADB					
3-Pt. FG%	1st: 4-9	44.4%	2nd: 3-6	50.0%	Game: 46.7%	REBS					
F Throw %	1st: 3-3	100%	2nd: 19-29	65.5%	Game: 68.8%	4,1					

**HOME TEAM: Valparaiso 23-12**

##	Player Name	M	FG-A	3FG-A	FT-A	REB	PF	A	TO	B	S	TP
4	Johnson, Cory	f	32	7-15	0-2	0-2	6	2	3	1	1	0
45	Broekhoff, Ryan	f	29	2-6	1-4	0-0	8	2	4	1	1	5
14	Little, Howard	g	29	7-10	1-3	0-1	6	4	2	1	0	0
15	Buggs, Erik	g	22	1-4	0-2	0-0	2	5	3	3	0	2
32	Wood, Brandon	g	21	3-10	1-3	0-0	2	1	1	3	0	1
1	Rogers, Michael		12	2-5	0-2	2-4	2	1	0	1	0	1
3	Vucic, Hrvoje	0+	0-0	0-0	0-0	0	0	0	0	0	0	0
5	Witt, Cameron	0+	0-0	0-0	0-0	0	0	0	0	0	0	0
22	Harris, Jay		24	7-14	4-10	2-2	1	2	2	1	0	0
23	Kennedy, Matt		23	3-5	0-1	2-2	3	0	2	0	1	3
55	Van Wijk, Kevin		8	0-2	0-0	0-0	2	1	0	1	0	0
<b>TEAM</b>							2					

Totals	200	32-71	7-27	6-11	34	18	17	12	3	8	77
TOTAL FG%	1st: 14-32	43.8%	2nd: 18-39	46.2%	Game: 45.1%	DEADB					
3-Pt. FG%	1st: 2-12	16.7%	2nd: 5-15	33.3%	Game: 25.9%	REBS					
F Throw %	1st: 2-4	50.0%	2nd: 4-7	57.1%	Game: 54.5%	3					

Officials: Mike Kitts, Larry Sciroto, Dan Dorian  
Technical fouls: Iona College-None. Valparaiso-None.  
Attendance: 1482

Score by Periods	1st	2nd	Total
Iona College	41	44	85
Valparaiso	32	45	77



# The Last Time Iona...

Played in Overtime – Loyola 88, Iona 85 (Jan. 30, 2011)  
 Won in Overtime – Iona 100, Rider 96 (Jan. 14, 2011)  
 Played in Double Overtime – Iona 81, Richmond 77 (Nov. 18, 2010)  
 Won in Double Overtime – Iona 81, Richmond 77 (Nov. 18, 2010)  
 Played in Triple Overtime – Iona 88, Canisius 90 (Jan. 30, 2005)  
 Beat a Ranked Opponent – Iona 89, No. 23 Iowa State 72 (Nov. 26, 2005)  
 Played a Ranked Opponent – Iona 77, No. 5 Syracuse 83 (Dec. 18, 2010)  
 Won by 15 points or more – 15 – Iona 85, Marist 70 (Feb. 13, 2011)  
 Won by 20 points or more – 24 – Iona 83, Rider 59 (Mar. 6, 2011)  
 Won by 30 points or more – 30 – Iona 94, Siena 64 (Mar. 5, 2011)  
 Won by 40 points or more – 44 – Iona 105, Bucknell 61 (Dec. 2, 2000)  
 Won by 50 points or more – 51 – Iona 100, Pace 49 (Dec. 6, 1968)  
 Lost by 15 points or more – 17 – Iona 54, Fairfield 71 (Feb. 26, 2010)  
 Lost by 20 points or more – 20 – Iona 68, Siena 88 (Feb. 5, 2010)  
 Lost by 30 points or more – 31 – Iona 36, Louisville 67 (Dec. 29, 2007)  
 Lost by 50 points or more – 50 – Iona 54, No. 1 UConn 104 (Dec. 20, 2003)  
 Scored 100 points or more – 100 – Iona 102, Manhattan 65 (Feb. 16, 2011)  
 Scored 90-99 points – 94 – Iona 94, Siena 64 (Mar. 5, 2011)  
**Scored 80-89 points – 85 – Iona 85, Valparaiso (Mar. 16, 2011)**  
 Scored less than 60 points – 57 – Iona 57, Saint Peter's 62 (Mar. 7, 2011)  
 Scored less than 50 points – 41 – Iona 79, Marist 41 (Jan. 16, 2011)  
 Scored less than 40 points – 39 – Iona 39, Manhattan 52 (Feb. 9, 2009)  
 Both teams scored less than 60 – Iona 56, Marist 51 (Feb. 7, 2010)  
 Both teams scored less than 50 – Iona 49, Saint Peter's 48 (Feb. 28, 2010)  
 Allowed an opponent to score 90 or more – 96 – Iona 100, Rider 96 (Jan. 14, 2011)  
 Allowed an opponent to score 100 or more – 107 – Iona 72, No. 1 North Carolina 107 (Nov. 18, 2007)  
 Held an opponent to under 60 – 59 – Iona 83, Rider 59 (Mar. 6, 2011)  
 Held an opponent to under 50 – 48 – Iona 49, Saint Peter's 48 (Feb. 28, 2010)  
 Shot 70.0% or better from the floor – 70.0% – vs. Wagner (Dec. 3, 2002)  
 Shot 60.0% or better from the floor – 66.7% – at Manhattan (Feb. 16, 2011)  
**Shot 55.0% or better from the floor – 58.3% – at Valparaiso (Mar. 16, 2011)**  
 Shot 40.0% or lower from the floor – 36.1% – vs. Rider (Jan. 27, 2011)  
 Shot less than 30.0% from the floor – 29.8% – at Saint Peter's (Feb. 27, 2009)  
 Held an opponent to less than 35.0% from the floor – 33.3% – at Saint Peter's (Feb. 25, 2011)  
 Held an opponent to less than 30.0% from the floor – 28.0% – at Niagara (Jan. 16, 2010)  
 Held an opponent to less than 25.0% from the floor – 23.7% – vs. St. Bonaventure (Nov. 19, 2004)  
 Allowed an opponent to shoot 50.0% or better from the floor – 55.1% – at Fairfield (Feb. 4, 2011)  
 Allowed an opponent to shoot 60.0% or better from the floor – 64.9% – vs. Robert Morris (Nov. 29, 2008)  
 Made 17 or more three-point FGs – 18 – at Albany (Nov. 23, 2010) (school record)  
 Made 16 three-point FG – 16 – at Manhattan (Feb. 16, 2011)  
 Made 14 three-point FG – 14 – vs. Rider (Mar. 6, 2011)  
 Made 13 three-point FG – 13 – vs. Marist (Jan. 16, 2011)  
 Made 12 three-point FG – 12 – at Fairleigh Dickinson (Dec. 23, 2009)  
 Made 11 three-point FG – 11 – at Liberty (Feb. 19, 2011)  
 Made 10 three-point FG – 10 – vs. Manhattan (Feb. 7, 2011)  
 Did not make a three-pt. FG – (0-10) at Marist (Dec. 5, 2008)  
 Attempted 50 or more FT – 50 (38 made) – at Marist (Jan. 28, 2005)  
 Attempted 40 or more FT – 40 (27 made) – at Loyola (Jan. 30, 2011)  
 Made 35 or more FT – 35 (48 att.) – at Loyola (Md.) (Feb. 8, 2006)  
 Made 30 or more FT – 31 (39 att.) – vs. Niagara (Feb. 10, 2005)  
 Had 50 or more rebounds – 53 – at Saint Peter's (Feb. 25, 2011)  
 Had 45 or more rebounds – 49 – vs. Richmond (Nov. 18, 2010)  
 Had at least 40 rebounds – 40 – vs. Rider (Mar. 6, 2011)  
 Had 25 or less rebounds – 23 – vs. Creighton (Nov. 29, 2009)  
 Had 30 or more assists – 31 – vs. La Salle (Feb. 22, 1988)  
 Had at least 25 assists – 26 – at Manhattan (Feb. 16, 2011)  
 Had at least 20 assists – 21 – at Liberty (Feb. 19, 2011)  
 Made 15 or more steals – 16 – at Loyola (Md.) (Feb. 29, 2004)  
 Made 20 or more steals – 20 – at Loyola (Md.) (Jan. 6, 2008)  
 Had 20 or more turnovers – 21 – at Saint Peter's (Feb. 25, 2011)  
 Had 25 or more turnovers – 25 – at Rider (Jan. 21, 2008)  
 Had less than 10 turnovers – 7 – at Marist (Feb. 13, 2011)  
 Blocked 10 or more shots – 10 – at Siena (Feb. 1, 2007)  
 Had six or more players in double figures – at Loyola (Md.) (Feb. 8, 2006)  
**Had five players in double figures – at Valparaiso (Mar. 16, 2011)**  
 Had four players in double figures – vs. Siena (Mar. 5, 2011)  
 Had zero players in double figures – vs. Siena (Dec. 7, 2009)

# The Last Time An Iona player...

Scored 50 or more – 50 – Warren Issac vs. Bates (Dec. 18, 1964)  
 Scored 40 or more – 43 – Sean Green vs. Siena (March 3, 1991)  
 Scored 35 or more – 39 – Mike Glover vs. Canisius (Dec. 3, 2010)  
 Scored 30 or more – 31 – Mike Glover vs. Siena (Mar. 5, 2011)  
 Scored 25 or more – 37 – Mike Glover at Long Island (Dec. 8, 2010)  
 Scored back-to-back 30+ point efforts – Mike Glover vs. Niagara, vs. Canisius (Dec. 3-5, 2010)  
 Two players had at least 30 points – Ricky Soliver (31) and Steve Burtt (30) vs Marist (Mar. 5, 2006)  
 Two players had at least 20 points – Mike Glover (25) and Kyle Smyth (22) at No. 5 Syracuse (Dec. 18, 2010)  
 Three players had 20 points – Ricky Soliver (22), Charles Henson (21), Greg Jenkins (20) vs. St. Peter's (Jan. 21, 2005)  
 Hit at least 8 3-pt FG – 8 – Kyle Smyth at Albany (Nov. 23, 2010) (School Record)  
 Hit 7 3-pt FG – 7 – Jermel Jenkins at Albany (Nov. 23, 2010)  
 Hit 6 3-pt. FG – 6 – Jermel Jenkins vs. Rider (Mar. 6, 2011)  
 Hit 5 3-pt. FG – 5 – Rashon Dwight at Liberty (Feb. 19, 2011)  
 Made at least 10 free throws – 10 – Scott Machado at Loyola (Jan. 30, 2011)  
 Made at least 15 free throws – 16 – Devon Clarke at Fairfield (Dec. 7, 2008)  
 Had 20 or more rebounds – 20 – Jonathan Duck vs. Seton Hall (Nov. 24, 1990)  
 Had 17 or more rebounds – 17 – Mike Glover at Niagara (Jan. 21, 2011)  
 Had 15 rebounds or more – 16 – Mike Glover at No. 5 Syracuse (Dec. 18, 2010)  
 Two players had 10 rebounds or more – Alejo Rodriguez (13) and Mike Glover (11) at Saint Peter's (Feb. 25, 2011)  
 Three players had 10 rebounds or more – Charles Henson (12), Greg Jenkins (11), Kiril Wachsmann (11) vs. Canisius (Jan. 30, 2005)  
 Had 16 or more assists – 17 – Danny Doyle vs. Fairfield (Feb. 19, 1994)  
 Had 15 assists – 15 – Scott Machado at Albany (Nov. 23, 2010)  
 Had 13 assists – 13 – Scott Machado at No. 5 Syracuse (Dec. 18, 2010)  
 Had 12 assists – 12 – Scott Machado vs. Rider (Mar. 6, 2011)  
 Had 11 assists – 11 – Scott Machado at Liberty (Feb. 19, 2011)  
 Had 10 assists – 10 – Scott Machado vs. Manhattan (Feb. 7, 2011)  
 Had back-to-back 10+ assist efforts – Scott Machado vs. Niagara, vs. Canisius (Dec. 3-5, 2010)  
 Had three straight 10+ assist efforts – Scott Machado vs. Niagara, Canisius, at Long Island (Dec. 3-8, 2010)  
 Had 10 or more steals – 10 – Ricky Solver vs. Portland State (Nov. 25, 2005)  
 Had at least 9 steals – Ricky Rivers vs. Akron (Dec. 4, 1993)  
 Had at least 8 steals – Ricky Solver at Rider (Feb. 11, 2006)  
 Had at least 7 steals – Jermel Jenkins vs. Canisius (Feb. 1, 2010)  
 Had at least 6 steals – Tariq Atkins at Loyola (Feb. 29, 2004)  
 Had at least 5 steals – Rashon Dwight at Marist (Feb. 13, 2011)  
 Had 10 or more blocks – 11 – Nakiea Miller vs. Fairfield (March 5, 2000)  
 Had at least 9 blocks – Greg Jenkins vs. Manhattan (Jan. 25, 2004)  
 Had at least 8 blocks – Nakiea Miller vs. St. Francis NY (Nov. 28, 2000)  
 Had at least 7 blocks – Justin Marshall at Siena (Feb. 1, 2007)  
 Had at least 6 blocks – Greg Jenkins vs. Manhattan (Feb. 4, 2005)  
 Had at least 5 blocks – Alejo Rodriguez vs. Kent State (Nov. 12, 2010)  
**Registered a double-double – Mike Glover (17p/11r) at Valparaiso (Mar. 16, 2011)**  
**Registered back-to-back double-doubles – Mike Glover (2 gms, Mar. 7-16, 2011)**  
 Registered three straight double-doubles – Mike Glover (8 gms, Nov. 30-Dec. 29, 2010)  
 Registered four straight double-doubles – Mike Glover (8 gms, Nov. 30-Dec. 29, 2010)  
 Registered five straight double-doubles – Mike Glover (8 gms, Nov. 30-Dec. 29, 2010)  
 Registered six straight double-doubles – Mike Glover (8 gms, Nov. 30-Dec. 29, 2010)  
 Registered seven straight double-doubles – Mike Glover (8 gms, Nov. 30-Dec. 29, 2010)  
 Registered eight straight double-doubles – Mike Glover (8 gms, Nov. 30-Dec. 29, 2010)  
 At least two players registered a double-double – Mike Glover (25p/10r), Scott Machado (13p/11a) vs. Loyola (Md.) (Jan. 9, 2011)  
 Three or more players registered a double-double – Mike Glover (12p/11r), Alejo Rodriguez (14p/11r), Scott Machado (10p/11a) at Liberty (Feb. 19, 2011)  
 Registered a triple-double – Nakiea Miller (14 p/10 r/11 b) vs. Fairfield (Mar. 5, 2000)



# Top 2010-2011 Performances

## Iona College

### Points

39	Mike Glover (vs. Canisius, 12/3/10)
31	Mike Glover (vs. Siena, 3/5/11)
30	Mike Glover (vs. Niagara, 12/5/10)
29	Kyle Smyth (at Albany, 11/23/10)
28	Three Times (Mike Glover, at Long Island 12/8/10)

### Rebounds

17	Mike Glover (vs. Richmond, 11/18/10, at Rider, 1/14/11, at Niagara, 1/21/11)
16	Mike Glover (at Syracuse, 12/10/10)
14	Mike Glover (vs. Canisius, 12/3/10)

### Assists

15	Scott Machado (at Albany, 11/23/10)
13	Scott Machado (at Syracuse, 12/10/10)
12	Scott Machado (vs. Rider, 3/6/11)

### Steals

5	Kyle Smyth (at Niagara, 1/21/11), Rashon Dwight (at Marist, 2/13/11)
4	Six times (Rashon Dwight, vs. Saint Peter's, 3/7/11)

### Blocks

5	Alejo Rodriguez (vs. Kent State, 11/12/10)
4	Mike Glover (vs. Bryant, 11/14/10)

## Opponents

### Points

34	Sam Prescott (at Marist, 2/13/11)
30	Greg Logins (at Canisius, 1/23/11)
26	Ryan Rossiter (at Siena, 1/3/11)
26	Elton Frazier (vs. Canisius, 12/3/10)
26	Justin Greene (vs. Kent State, 11/12/10)

### Rebounds

15	Ryan Rossiter (at Siena, 1/3/11)
14	Justin Greene (vs. Kent State, 11/12/10)
13	Three times (Ryan Rossiter, vs. Siena, 2/11/11)

### Assists

9	Derek Needham (at Fairfield, 2/4/11)
9	Brian Voelkel (vs. Vermont, 12/22/10)
8	Justin Robinson (at Rider, 1/14/11)

### Steals

4	Jonathan Thompson (vs. Rider, 1/28/11), Brandon Penn (at Rider, 1/14/11)
4	Raphael Jordan (vs. Bryant, 11/14/10), Michael Porini (vs. Kent State, 11/12/10)
4	Norris Cole (at Cleveland State, 11/13/10)

### Blocks

6	Kyle O'Quinn (at Norfolk State, 11/30/10)
3	Four Times (Ryan Rossiter, vs. Siena, 3/5/11)

## Miscellaneous Statistics

### Games as Leading Scorer

Mike Glover.....	18
Scott Machado.....	9
Kyle Smyth.....	4
Armand (2), Jenkins (1)	

### Games as Leading Rebounder

Mike Glover.....	27
Alejo Rodriguez.....	7
Scott Machado.....	2

### Games Leading in Assists

Scott Machado.....	30
Jermel Jenkins.....	6
Rashon Dwight.....	1

### Double-Doubles

Mike Glover.....	19
Scott Machado.....	9
Rodriguez (2), Dwight (1)	

### Dunks

Mike Glover.....	66
Alejo Rodriguez.....	22
Chris Pelcher.....	5
Rashon Dwight.....	4
Smyth (2), Machado (1).....	
Iona.....	100
Opponents.....	38

### Charges Drawn

Kyle Smyth.....	33
Alejo Rodriguez.....	8
Scott Machado.....	8
Chris Pelcher.....	4
Rashon Dwight.....	2
Trinity Fields.....	2
Mike Glover.....	2
Randy Dezouvre.....	1
Jayon James.....	1
Iona.....	58
Opponents.....	27

### Three-Point Plays

Mike Glover.....	16-for-25
Alejo Rodriguez.....	7-for-10
Scott Machado.....	5-for-11
Rashon Dwight.....	4-for-4
Kyle Smyth.....	3-for-4
Jermel Jenkins.....	2-for-2
Randy Dezouvre.....	1-for-3
Chris Pelcher.....	1-for-5
Sean Armand.....	0-for-1
Iona.....	38-for-62
Opponents.....	39-for-46

### Four-Point Plays

Trinity Fields.....	1-for-1
---------------------	---------

### Front End One and One

Mike Glover.....	13-for-20
Scott Machado.....	13-for-22
Rashon Dwight.....	9-for-11
Jermel Jenkins.....	3-for-4
Kyle Smyth.....	3-for-6
Sean Armand.....	2-for-2
Chris Pelcher.....	1-for-2
Alejo Rodriguez.....	1-for-1
Trinity Fields.....	1-for-3
Jayon James.....	0-for-1
Iona.....	46-for-72
Opponents.....	43-for-73

### Back End One and One

Scott Machado.....	8-for-12
Mike Glover.....	8-for-13
Rashon Dwight.....	7-for-9
Kyle Smyth.....	3-for-3
Jermel Jenkins.....	2-for-2
Sean Armand.....	2-for-2
Fields, Pelcher.....	1-for-1
Alejo Rodriguez.....	0-for-1
Iona.....	32-for-46
Opponents.....	31-for-43

### Free Throw Shooting (<5 min)

Scott Machado.....	46-for-68
Michael Glover.....	38-for-60
Rashon Dwight.....	15-for-22
Jermel Jenkins.....	9-for-13
Randy Dezouvre.....	7-for-14
Trinity Fields.....	6-for-8
Kyle Smyth.....	4-for-6
Chris Pelcher.....	4-for-8
Sean Armand.....	3-for-4
Alejo Rodriguez.....	1-for-2
Jayon James.....	1-for-3
Iona.....	134-for-208 (.644)
Opponents.....	121-for-177 (.684)

### Free Throw Shooting (<2 min)

Scott Machado.....	31-for-45
Michael Glover.....	19-for-31
Rashon Dwight.....	12-for-16
Trinity Fields.....	6-for-7
Jermel Jenkins.....	6-for-9
Randy Dezouvre.....	5-for-10
Kyle Smyth.....	2-for-2
Pelcher, Armand.....	1-for-2
Jayon James.....	0-for-1
Iona.....	83-for-125 (.664)
Opponents.....	86-for-122 (.705)

### Free Throw Shooting (<1 min)

Scott Machado.....	24-for-33
Mike Glover.....	9-for-16
Rashon Dwight.....	8-for-12
Jermel Jenkins.....	6-for-9
Trinity Fields.....	4-for-4
Kyle Smyth.....	2-for-2
Randy Dezouvre.....	2-for-6
Chris Pelcher.....	1-for-2
Jayon James.....	0-for-1
Iona.....	56-for-85 (.659)
Opponents.....	67-for-97 (.691)

### Free Throw Shooting (OT)

Scott Machado.....	7-for-9
Rashon Dwight.....	2-for-2
Mike Glover.....	0-for-1
Iona.....	9-for-12 (.750)
Opponents.....	9-for-21 (.429)

### Forced Shot Clock Violations

Iona.....	16
Opponents.....	4

### Technical Fouls

Alejo Rodriguez.....	2
Mike Glover.....	2
Tim Cluess.....	1
Iona.....	5
Opponents.....	4

### Jump Balls Controlled

Mike Glover.....	32-for-37*
Iona.....	32-for-37*
Opponents.....	5**-for-37*

\*-including three OT taps vs.

Richmond, Rider

\*\*- Lost to Norfolk State, Marist, Fairfield, SPC (MAAC), at Valpo

### Bench Scoring

Iona.....	652
Opponents.....	564

### First Substitution

Jermel Jenkins.....	14
Chris Pelcher.....	8
Rashon Dwight.....	5
Sean Armand.....	4
Randy Dezouvre.....	2
Alejo Rodriguez.....	2
Trinity Fields.....	1
Scott Machado.....	1
Jayon James.....	1

### Largest Halftime Lead

26, at Liberty

### Largest Halftime Deficit

14, vs. Vermont

### Largest Iona Lead

41, vs. Marist, at Manhattan

### Largest Iona Deficit

21, vs. Vermont

### Largest Iona Win

38, vs. Marist

### Largest Iona Loss

10, vs. Cleveland State

### Most Consecutive Points Scored

24, at Albany

### Most Consecutive Points Allowed

12, at Fairfield, vs. Fairfield

# 2010-11 Superlatives

Individual Superlatives	IONA HIGHS	OPPONENT HIGHS
Points, Game:	39, Mike Glover, vs. Canisius (12/3/10)	34, Sam Prescott, at Marist (2/13/11)
Points, 1st Half:	26, Kyle Smyth, at Albany (11/23/10)	15, Justin Green, vs. Kent St. (11/12/10)
Points, 2nd Half:	21, Mike Glover, vs. Canisius (12/3/10)	23, Sam Prescott, at Marist (2/13/11)
Field Goals Made:	15, Mike Glover, vs. Canisius (12/3/10)	11, five times (Sam Prescott, at Marist, 2/13/11)
Field Goals Attempted:	23, Mike Glover, vs. Canisius (12/3/10)	20, George Beamon, at Manhattan (2/16/11)
FG Pct. (min. 10 att.):	91.7% (11-12), Mike Glover, vs. SPC (1/7/11)	78.5% (11-14), Elton Frazier, vs. Canisius (12/3/10)
FG Pct. (min. 5 att.):	100.0% (7-7), twice (A. Rodriguez, at LIB, 2/19/11)	88.9% (8-9), Ryan Olander, at Fairfield (2/4/11)
3-Point FG Made:	8, Kyle Smyth, at Albany (11/23/10)*	6, Greg Logins, at Canisius (1/23/11)
3-Point FG Attempted:	16, Kyle Smyth, at Syracuse (12/18/10)*	10, Frankie Dobbs, vs. Bryant (11/14/10)
3-FG% (4 att.):	80.0% (4-5), Kyle Smyth, vs. Hofstra (12/29/10)	85.7% (6-7), Greg Logins, at Canisius (1/23/11)
Free Throws Made:	12, Mike Glover, at Cleveland St. (11/13/10)	9, three times (Ryan Rossiter, vs. Siena, 2/11/11)
Free Throws Attempted:	15, twice (Mike Glover, at CSU, 11/13/10)	12, twice (Ryan Rossiter, vs. Siena, 2/11/11)
FT% (10 att.):	81.8% (9-11), twice (Mike Glover, vs. CAN, 12/3/10)	90.0% (9-10), three times (Michael Alvarado, vs. MAN, 2/7/11)
FT% (7 att.):	88.9% (8-9), Scott Machado, Vermont, (12/22/10)	100.0% (8-8), Ryan Rossiter, at Siena (1/3/11)
Rebounds:	17, three times (Mike Glover, at Niagara, 1/21/11)	15, Ryan Rossiter, at Siena (1/3/11)
Off. Rebounds:	8, Mike Glover, at Long Island (12/8/10)	7, Ryan Bacon, at Saint Peter's (2/25/11)
Def. Rebounds:	14, Mike Glover, at Niagara (1/21/11)	13, Justin Green, vs. Kent St. (11/12/10)
Assists:	15, Scott Machado, at Albany (11/23/10)	9, twice (Derek Needham, at Fairfield, 2/4/11)
Turnovers:	7, twice (Scott Machado, at Liberty, 11/12/10)	8, Anthony Nelson, vs. Niagara (12/5/10)
Blocks:	5, Alejo Rodriguez, vs. Kent St. (11/12/10)	6, Kyle O'Quinn, at Norfolk State (11/30/10)
Steals:	5, twice (Rashon Dwight, at Marist, 2/13/11)	4, four times (Brandon Penn, at Rider, 1/14/11)
Minutes Played:	48, Jermel Jenkins, vs. Richmond (11/18/10)	50, Kevin Anderson, vs. Richmond (11/18/10)
	*- school record	

Team Superlatives	IONA HIGH	IONA LOW	OPPONENT HIGH	OPPONENT LOW
Points	102, at Manhattan	57, vs. Saint Peter's (M)	96, at Rider	41, vs. Marist
Points (1st Half)	56, twice (at Manhattan)	20, vs. Saint Peter's (M)	44, vs. Vermont	16, vs. Marist
Points (2nd Half)	57, vs. Siena (M)	30, twice (vs. Rider)	53, vs. Bryant	18, vs. Saint Peter's
Victory Margin	38, vs. Marist	4, three times (vs. Siena)	10, at Cleveland State	1, vs. Kent State
Field Goals Made	37, at Rider	19, vs. Saint Peter's (M)	36, at Rider	13, vs. Marist
Field Goals Att.	75, at Long Island	50, vs. Fairfield	71, at Valparaiso	43, vs. Marist
Field Goal Pct.	66.7%, at Manhattan	32.2%, vs. Saint Peter's (M)	59.1%, at Syracuse	30.2%, vs. Marist
First Half FG%	73.1%, at Manhattan	28.6%, at Cleveland State	60.9%, at Canisius	24.1%, vs. Bryant
Second Half FG%	64.7%, twice (at Valpo)	30.6%, vs. Saint Peter's (M)	68.2%, vs. Richmond	26.1%, twice (vs. Marist)
3-Pt FG Made	18, at Albany*	3, vs. Saint Peter's (M)	13, at Rider	1, at Fairfield
3-Pt FG Attempted	37, at Syracuse*	10, vs. Fairfield	29, vs. Bryant	8, at Fairfield
3-Pt FG%	60.0%, at Albany	16.7%, vs. Saint Peter's (M)	50.0%, twice (at Rider)	11.1%, at Saint Peter's
Free Throws Made	27, at Loyola	4, at Liberty	23, twice (vs. Fairfield)	6, at Valparaiso
Free Throws Att.	40, at Loyola	10, at Liberty	36, vs. Fairfield	10, vs. Loyola
Free Throw %	78.9%, at Fairfield	40.0%, at Liberty	100%, vs. Saint Peter's (M)	38.9%, at Liberty
Offensive Rebounds	20, at Saint Peter's	6, four times (at Valpo)	19, vs. Saint Peter's (M)	3, vs. Loyola
Defensive Rebounds	34, at Saint Peter's	14, at Fairfield	33, vs. Vermont	15, at Liberty
Rebounds	54, at Saint Peter's	27, at Cleveland State	48, vs. Vermont	25, twice (at Manhattan)
Assists	26, twice (vs. Rider-M)	7, vs. Saint Peter's (M)	22, at Rider	3, vs. Marist
Turnovers	21, at Saint Peter's	8, at Siena	23, vs. Fairleigh Dickinson	7, at Siena
Steals	13, vs. Marist	2, at Loyola	15, at Saint Peter's	2, twice (vs. Marist)
Blocked Shots	9, vs. Bryant	0, three times (vs. SIE-M)	9, at Norfolk State	1, three times (vs. Siena)

\*- school record

# 2010-11 Gaels By The Numbers...

<b>Iona Record:</b>		<b>When Iona Scores</b>		<b>When opponents make more free throws ...</b> 9-6	
Overall .....	23-11	Less than 50 points .....	0-0	When opponents shoot more free throws ...	7-5
MAAC .....	13-5	50-59 points .....	0-2	When free throws made are equal .....	2-1
At the Hynes Athletics Center.....	11-2	60-69 points .....	1-2	When free throws shot are equal.....	1-1
On the Road.....	10-6	70-79 points.....	7-6	<b>From Behind the Arc:</b>	
Neutral Sites .....	2-2	80-89 points.....	11-1	When Iona makes more threes .....	12-5
MAAC Home Games.....	8-1	More than 89 points.....	4-0	When opponents make more threes .....	5-6
MAAC Away Games .....	5-4	<b>When Opponent Scores:</b>		Three pointers are equal .....	6-0
Leading at the half .....	23-4	Less than 50 points .....	1-0	<b>Rebounds:</b>	
Trailing at the half.....	0-6	50-59 points.....	5-0	When Iona out rebounds opponent.....	17-3
Tied at the half .....	0-0	60-69 points.....	11-2	When opponent out rebounds Iona.....	4-8
Overtime .....	2-1	70-79 points.....	3-6	When rebounds are equal.....	1-0
After a win.....	18-3	80-89 points.....	2-3	<b>Assists:</b>	
After a loss.....	5-6	More than 89 points.....	1-0	When Iona has more assists .....	19-3
<b>Day of the Week:</b>		<b>When Iona's FG Percentage is:</b>		When opponent has more assists .....	3-7
Sunday .....	6-3	Less than 35%.....	0-1	When assists are equal .....	1-1
Monday.....	1-2	35-39.9%.....	0-1	<b>Turnovers:</b>	
Tuesday.....	2-0	40-44.9%.....	4-7	When Iona has more turnovers .....	7-4
Wednesday .....	4-1	45-50%.....	6-2	When opponent has more turnovers.....	14-7
Thursday .....	1-1	More than 50%.....	13-0	When turnovers are equal .....	2-0
Friday .....	6-2	<b>When Opponents' FG Percentage is:</b>		<b>Margin of Victory/Loss:</b>	
Saturday .....	3-2	Less than 35%.....	2-0	5 points or less.....	4-8
<b>Month:</b>		35-39.9%.....	7-1	6-10 points .....	5-3
November .....	3-3	40-44.9%.....	4-3	11-15 points.....	2-0
December.....	5-2	45-50%.....	8-3	16-20 points.....	4-0
January .....	5-4	More than 50%.....	2-4	20 or more points.....	8-0
February .....	7-1	<b>At the Free Throw Line:</b>			
March.....	3-1	When Iona makes more free throws.....	12-4		
<b>Tip-off Time:</b>		When Iona shoots more free throws .....	15-5		
Day games .....	9-3				
Night games (after 5 p.m.) .....	14-8				

STARTING LINEUPS						
Opponent	F	F	G	G	G	Record
vs. Kent State	Rodriguez	Glover	Smyth	Jenkins	Machado	-
at Cleveland State	Glover	Dwight	Smyth	Jenkins	Machado	-
vs. Bryant	Glover	Dwight	Smyth	Jenkins	Machado	0-2
RICHMOND	Rodriguez	Glover	Smyth	Jenkins	Machado	-
at Albany	Rodriguez	Glover	Smyth	Jenkins	Machado	-
at Norfolk State	Rodriguez	Glover	Smyth	Jenkins	Machado	-
CANISIUS*	Rodriguez	Glover	Smyth	Jenkins	Machado	-
NIAGARA*	Rodriguez	Glover	Smyth	Jenkins	Machado	-
at Long Island	Rodriguez	Glover	Smyth	Jenkins	Machado	-
F. DICKINSON	Rodriguez	Glover	Smyth	Jenkins	Machado	-
at Syracuse	Rodriguez	Glover	Smyth	Jenkins	Machado	-
VERMONT	Rodriguez	Glover	Smyth	Jenkins	Machado	-
HOFSTRA	Rodriguez	Glover	Smyth	Dwight	Machado	-
at Siena	Rodriguez	Glover	Smyth	Dwight	Machado	-
SAINT PETER'S	Rodriguez	Glover	Smyth	Dwight	Machado	-
LOYOLA (MD.)	Rodriguez	Glover	Smyth	Dwight	Machado	-
at Rider	Rodriguez	Glover	Smyth	Dwight	Machado	-
MARIST	Rodriguez	Glover	Smyth	Dwight	Machado	-
at Niagara	Rodriguez	Glover	Smyth	Dwight	Machado	-
at Canisius	Rodriguez	Glover	Smyth	Dwight	Machado	-
RIDER	Rodriguez	Glover	Smyth	Jenkins	Machado	-
at Loyola	Rodriguez	Glover	Smyth	Dwight	Machado	-
at Fairfield	Pelcher	Glover	Smyth	Dwight	Machado	0-1
MANHATTAN	Rodriguez	Glover	Smyth	Dwight	Machado	-
SIENA	Rodriguez	Glover	Smyth	Dwight	Jenkins	1-0
at Marist	Rodriguez	Glover	Smyth	Dwight	Machado	-
at Manhattan	Rodriguez	Glover	Smyth	Dwight	Machado	-
at Liberty	Rodriguez	Glover	Smyth	Jenkins	Machado	8-4
at Saint Peter's	Rodriguez	Glover	Smyth	Dwight	Machado	-
FAIRFIELD	Rodriguez	Glover	Smyth	Dwight	Machado	-
vs. Siena	Rodriguez	Glover	Smyth	Dwight	Machado	-
vs. Rider	Rodriguez	Glover	Smyth	Dwight	Machado	-
vs. Saint Peter's	Rodriguez	Glover	Smyth	Dwight	Machado	13-4
at Valparaiso	Rodriguez	Glover	Armand	Dwight	Machado	1-0

MAAC LEADERBOARD			Field Goal Pct	Defense	9th	.442
As of 3/22/11			3-Point Fg Pct	2nd	.372	
INDIVIDUAL RANKINGS			3-Point Fg Pct Defense	9th	.352	
Sean Armand			Rebounding Offense	2nd	36.4	
3-Point Fg Pct	8th	.403	Rebounding Defense	2nd	33.6	
Rashon Dwight			Rebounding Margin	2nd	+2.8	
Free Throw Pct	6th	.792	Blocked Shots	9th	3.2	
Steals	5th	1.4	Assists	1st	17.3	
3-Point Fg Pct	5th	.415	Steals	4th	7.5	
Mike Glover			Turnover Margin	2nd	+2.06	
Scoring	2nd	18.2	Assist/Turnover Ratio	1st	1.4	
Rebounding	2nd	10.2	Offensive Rebounds	5th	12.0	
Field Goal Pct	1st	.608	Defensive Rebounds	2nd	24.5	
Offensive Rebounds	3rd	3.7	Defensive Reb Pct.	1st	.708	
Defensive Rebounds	2nd	6.5	Offensive Reb Pct.	6th	.337	
Minutes Played	6th	34.4	3-Point Fg Made	1st	8.0	
Jermel Jenkins			NCAA LEADERBOARD			
3-Point Fg Made	8th	2.0	As of 3/19/11			
Scott Machado			Mike Glover			
Scoring	8th	13.5	Scoring	57th	18.2	
Assists	1st	7.5	Rebounding	18th	10.2	
Assist/Turnover Ratio	3rd	2.1	Field Goal Pct	7th	.608	
Minutes Played	8th	33.9	Double-Doubles	7th	19	
Alejo Rodriguez			Field Goals Made	15th	236	
Rebounding	10th	6.7	Free Throw Attempts	22nd	238	
Offensive Rebounds	11th	2.6	Scott Machado			
Defensive Rebounds	9th	4.1	Assists	3rd	7.5	
Kyle Smyth			TEAM RANKINGS			
3-Point Fg Pct	11th	.393	Scoring Offense	13th	79.2	
3-Point Fg Made	5th	2.3	Scoring Margin	23rd	9.8	
TEAM RANKINGS			Field Goal Percentages	12th	47.7	
Scoring Offense	1st	79.2	3-Point Fg Made	28th	8.0	
Scoring Defense	6th	69.4	Assists	6th	17.3	
Scoring Margin	1st	+9.8	Assist/Turnover Ratio	14th	1.36	
Free Throw Pct	7th	.654	Turnover Margin	45th	2.1	
Field Goal Percentages	1st	.477				

# 2010-11 Iona College Game-By Game Team Statistics

Opponent	Date	Score		Total		3-Pointers		Free throws		Rebounds				pf	a	t/o	blk	stl	pts	avg
				fg-fga	pct	3fg-fga	pct	ft-fta	pct	off	def	tot	avg							
vs Kent State	11/12/10	72-73	L	24-54	.444	7-16	.438	17-30	.567	6	24	30	30.0	21	15	17	6	12	72	72.0
at Cleveland State	11/13/10	68-78	L	23-57	.404	5-19	.263	17-23	.739	9	18	27	28.5	21	13	14	3	7	68	70.0
vs Bryant	11/14/10	72-74	L	24-53	.453	9-25	.360	15-24	.625	9	22	31	29.3	19	14	19	9	9	72	70.7
RICHMOND	11/18/10	81-77	Wot	31-69	.449	6-26	.231	13-20	.650	17	32	49	34.2	24	12	18	3	3	81	73.2
at Albany	11/23/10	86-65	W	31-60	.517	18-30	.600	6-13	.462	13	22	35	34.4	15	24	12	3	5	86	75.8
at Norfolk State	11/30/10	73-64	W	25-58	.431	5-17	.294	18-25	.720	13	22	35	34.5	21	14	15	0	9	73	75.3
CANISIUS	12/03/10	94-85	W	35-74	.473	7-18	.389	17-27	.630	18	25	43	35.7	13	21	9	2	7	94	78.0
NIAGARA	12/05/10	82-58	W	32-57	.561	6-20	.300	12-22	.545	9	30	39	36.1	13	21	14	2	10	82	78.5
at Long Island	12/08/10	88-82	W	34-75	.453	6-29	.207	14-22	.636	17	24	41	36.7	22	21	19	2	12	88	79.6
FAIRLEIGH DICKINSON	12/11/10	87-66	W	33-60	.550	9-19	.474	12-23	.522	12	21	33	36.3	17	24	13	4	12	87	80.3
at Syracuse	12/18/10	77-83	L	26-58	.448	11-37	.297	14-21	.667	10	22	32	35.9	18	24	12	3	5	77	80.0
VERMONT	12/22/10	79-84	L	27-66	.409	7-23	.304	18-25	.720	10	28	38	36.1	22	15	9	5	6	79	79.9
HOFSTRA	12/29/10	87-62	W	33-54	.611	5-13	.385	16-22	.727	7	25	32	35.8	17	22	9	1	10	87	80.5
at Siena	01/03/11	67-73	L	26-61	.426	7-31	.226	8-11	.727	11	20	31	35.4	15	13	8	5	6	67	79.5
SAINT PETER'S	01/07/11	70-52	W	27-52	.519	7-19	.368	9-20	.450	6	26	32	35.2	16	20	9	5	6	70	78.9
LOYOLA	01/09/11	86-68	W	32-60	.533	5-11	.455	17-29	.586	13	25	38	35.4	11	17	13	2	3	86	79.3
at Rider	01/14/11	100-96	Wot	37-72	.514	8-21	.381	18-25	.720	12	25	37	35.5	21	18	12	0	6	100	80.5
MARIST	01/16/11	79-41	W	26-55	.473	13-31	.419	14-20	.700	12	24	36	35.5	19	16	9	5	11	79	80.4
at Niagara	01/21/11	72-66	W	21-51	.412	9-23	.391	21-30	.700	8	32	40	35.7	18	12	14	5	7	72	80.0
at Canisius	01/23/11	73-75	L	26-65	.400	8-18	.444	13-17	.765	15	21	36	35.8	18	14	10	1	10	73	79.7
RIDER	01/27/11	59-61	L	22-61	.361	7-28	.250	8-14	.571	13	25	38	35.9	21	14	12	5	6	59	78.7
at Loyola	01/30/11	85-88	Lot	25-55	.455	8-19	.421	27-40	.675	8	24	32	35.7	25	15	11	1	2	85	79.0
at Fairfield	02/04/11	71-75	L	25-62	.403	6-16	.375	15-19	.789	17	14	31	35.5	21	12	9	3	7	71	78.6
MANHATTAN	02/07/11	85-67	W	32-67	.478	10-25	.400	11-17	.647	18	23	41	35.7	15	22	11	4	6	85	78.9
SIENA	02/11/11	69-65	W	25-60	.417	9-27	.333	10-18	.556	13	21	34	35.6	14	18	11	1	6	69	78.5
at Marist	02/13/11	85-70	W	31-59	.525	4-14	.286	19-28	.679	7	24	31	35.5	16	18	7	4	13	85	78.7
at Manhattan	02/16/11	102-65	W	36-54	.667	16-27	.593	14-18	.778	7	30	37	35.5	15	26	14	4	6	102	79.6
at Liberty	02/19/11	77-57	W	31-57	.544	11-22	.500	4-10	.400	15	23	38	35.6	16	21	13	3	3	77	79.5
at Saint Peter's	02/25/11	73-59	W	27-60	.450	6-20	.300	13-23	.565	20	34	54	36.2	22	9	21	3	5	73	79.3
FAIRFIELD	02/27/11	74-69	W	25-50	.500	4-10	.400	20-30	.667	12	29	41	36.4	27	14	18	6	8	74	79.1
vs Siena	03/05/11	94-64	W	35-60	.583	9-17	.529	15-21	.714	12	25	37	36.4	17	21	13	0	9	94	79.6
vs Rider	03/06/11	83-59	W	30-59	.508	14-28	.500	9-12	.750	13	27	40	36.5	11	26	14	3	8	83	79.7
vs Saint Peter's	03/07/11	57-62	L	19-59	.322	3-18	.167	16-21	.762	19	19	38	36.6	14	7	12	3	11	57	79.0
at Valparaiso	03/16/11	85-77	W	28-48	.583	7-15	.467	22-32	.688	6	26	32	36.4	13	16	13	3	8	85	79.2
Iona College		2692		964-2022	.477	272-732	.372	492-752	.654	407	832	1239	36.4	608	589	434	109	254	2692	79.2
Opponents		2360		844-1909	.442	211-600	.352	461-670	.688	343	800	1143	33.6	659	421	504	120	217	2360	69.4

Games played: 34

Points/game: 79.2

FG Pct: 47.7

3FG Pct: 37.2

FT Pct: 65.4

Rebounds/game: 36.4

Assists/game: 17.3

Turnovers/game: 12.8

Assist/turnover ratio: 1.4

Steals/game: 7.5

Blocks/game: 3.2

# 2010-11 Opponent Game-By Game Team Statistics

Opponent	Date	Score		Total		3-Pointers		Free throws		Rebounds				pf	a	t/o	blk	stl	pts	avg
				fg-fga	pct	3fg-fga	pct	ft-fta	pct	off	def	tot	avg							
vs Kent State	11/12/10	72-73	L	27-52	.519	6-13	.462	13-23	.565	8	30	38	38.0	20	17	21	5	11	73	73.0
at Cleveland State	11/13/10	68-78	L	25-52	.481	6-19	.316	22-23	.957	8	30	38	38.0	19	11	18	3	10	78	75.5
vs Bryant	11/14/10	72-74	L	24-60	.400	11-29	.379	15-19	.789	16	24	40	38.7	22	15	22	3	8	74	75.0
RICHMOND	11/18/10	81-77	Wot	27-61	.443	10-23	.435	13-26	.500	10	26	36	38.0	24	15	12	3	6	77	75.5
at Albany	11/23/10	86-65	W	24-49	.490	10-22	.455	7-12	.583	6	21	27	35.8	16	13	12	6	5	65	73.4
at Norfolk State	11/30/10	73-64	W	19-44	.432	5-15	.333	21-30	.700	5	26	31	35.0	22	11	21	9	5	64	71.8
CANISIUS	12/03/10	94-85	W	35-69	.507	7-23	.304	8-15	.533	12	27	39	35.6	22	14	15	1	4	85	73.7
NIAGARA	12/05/10	82-58	W	20-56	.357	7-20	.350	11-15	.733	9	22	31	35.0	18	12	16	2	5	58	71.8
at Long Island	12/08/10	88-82	W	29-63	.460	6-20	.300	18-26	.692	14	29	43	35.9	22	15	20	1	7	82	72.9
FAIRLEIGH DICKINSON	12/11/10	87-66	W	23-50	.460	6-13	.462	14-20	.700	10	21	31	35.4	24	11	23	2	7	66	72.2
at Syracuse	12/18/10	77-83	L	32-54	.593	4-11	.364	15-22	.682	4	27	31	35.0	15	20	10	2	6	83	73.2
VERMONT	12/22/10	79-84	L	27-63	.429	9-19	.474	21-32	.656	15	33	48	36.1	21	18	11	3	5	84	74.1
HOFSTRA	12/29/10	87-62	W	21-56	.375	4-15	.267	16-18	.889	12	16	28	35.5	17	9	13	2	2	62	73.2
at Siena	01/03/11	67-73	L	26-62	.419	4-12	.333	17-18	.944	15	25	40	35.8	12	13	7	3	5	73	73.1
SAINT PETER'S	01/07/11	70-52	W	17-48	.354	6-19	.316	12-18	.667	9	26	35	35.7	18	7	14	2	5	52	71.7
LOYOLA	01/09/11	86-68	W	27-54	.500	7-14	.500	7-10	.700	3	22	25	35.1	24	10	16	1	5	68	71.5
at Rider	01/14/11	100-96	Wot	36-67	.537	13-26	.500	11-19	.579	12	29	41	35.4	26	22	18	6	8	96	72.9
MARIST	01/16/11	79-41	W	13-43	.302	4-14	.286	11-17	.647	9	19	28	35.0	17	3	20	2	2	41	71.2
at Niagara	01/21/11	72-66	W	23-59	.390	6-17	.353	14-20	.700	9	24	33	34.9	21	10	12	3	7	66	70.9
at Canisius	01/23/11	73-75	L	28-52	.538	9-19	.474	10-15	.667	6	23	29	34.6	17	21	15	8	6	75	71.1
RIDER	01/27/11	59-61	L	21-54	.389	2-13	.154	17-25	.680	13	30	43	35.0	18	13	14	3	6	61	70.6
at Loyola	01/30/11	85-88	Lot	28-58	.483	9-20	.450	23-34	.676	10	30	40	35.2	27	11	10	7	6	88	71.4
at Fairfield	02/04/11	71-75	L	27-49	.551	1-8	.125	20-29	.690	13	23	36	35.3	19	17	14	4	3	75	71.6
MANHATTAN	02/07/11	85-67	W	24-56	.429	3-12	.250	16-18	.889	10	20	30	35.0	17	9	12	4	4	67	71.4
SIENA	02/11/11	69-65	W	21-45	.467	9-19	.474	14-19	.737	6	28	34	35.0	17	10	18	1	7	65	71.1
at Marist	02/13/11	85-70	W	22-60	.367	10-24	.417	16-17	.941	15	26	41	35.2	21	7	18	5	6	70	71.1
at Manhattan	02/16/11	102-65	W	27-69	.391	3-15	.200	8-11	.727	13	12	25	34.9	15	13	9	3	9	65	70.9
at Liberty	02/19/11	77-57	W	23-51	.451	4-14	.286	7-18	.389	11	15	26	34.5	15	9	13	3	8	57	70.4
at Saint Peter's	02/25/11	73-59	W	23-69	.333	2-18	.111	11-23	.478	16	18	34	34.5	18	9	10	3	15	59	70.0
FAIRFIELD	02/27/11	74-69	W	21-53	.396	4-14	.286	23-36	.639	11	20	31	34.4	26	7	13	3	11	69	69.9
vs Siena	03/05/11	94-64	W	26-57	.456	3-17	.176	9-15	.600	8	16	24	34.1	18	8	16	5	4	64	69.7
vs Rider	03/06/11	83-59	W	24-55	.436	7-21	.333	4-5	.800	5	18	23	33.7	15	12	13	3	4	59	69.4
vs Saint Peter's	03/07/11	57-62	L	22-48	.458	7-15	.467	11-11	1.000	6	24	30	33.6	18	12	16	6	7	62	69.2
at Valparaiso	03/16/11	85-77	W	32-71	.451	7-27	.259	6-11	.545	14	20	34	33.6	18	17	12	3	8	77	69.4
Opponents		2360		844-1909	.442	211-600	.352	461-670	.688	343	800	1143	33.6	659	421	504	120	217	2360	69.4
Iona College		2692		964-2022	.477	272-732	.372	492-752	.654	407	832	1239	36.4	608	589	434	109	254	2692	79.2

Games played: 34  
Points/game: 69.4  
FG Pct: 44.2  
3FG Pct: 35.2  
FT Pct: 68.8

Rebounds/game: 33.6  
Assists/game: 12.4  
Turnovers/game: 14.8  
Assist/turnover ratio: 0.8  
Steals/game: 6.4  
Blocks/game: 3.5



# 2010-11 Iona College Points-Rebounds-Assists

Opponent	Date	Score		01	03	05	10	11	21	22
				GLOVER,MIK	MACHADO,SC	DWIGHT,RAS	JENKINS,JE	FIELDS,TRI	RODRIGUEZ,	ARMAND,SEA
vs Kent State	11/12/10	72-73	L	16-3-0	11-7-8	1-2-1	13-1-2	0-0-0	10-6-0	3-1-1
at Cleveland State	11/13/10	68-78	L	28-9-0	7-3-2	19-4-5	10-1-4	0-0-0	DNP	0-2-1
vs Bryant	11/14/10	72-74	L	12-1-2	16-7-6	1-2-2	12-3-3	0-1-0	0-3-0	5-1-0
RICHMOND	11/18/10	81-77	W	21-17-1	28-5-6	0-0-0	18-7-1	0-1-0	6-13-3	0-0-0
at Albany	11/23/10	86-65	W	7-6-0	14-4-15	3-0-3	21-2-3	0-0-0	7-10-0	0-1-0
at Norfolk State	11/30/10	73-64	W	20-13-3	8-3-3	5-3-3	6-3-4	0-0-0	4-6-0	0-0-0
CANISIUS	12/03/10	94-85	W	39-14-1	18-2-11	7-0-1	16-3-4	DNP	2-12-1	0-1-1
NIAGARA	12/05/10	82-58	W	30-11-0	9-7-11	2-0-1	5-3-6	0-0-1	11-7-1	0-2-0
at Long Island	12/08/10	88-82	W	28-10-1	13-7-10	6-3-3	11-3-3	0-0-0	13-9-2	9-1-0
FAIRLEIGH DICKINSON	12/11/10	87-66	W	20-12-1	13-7-8	7-1-2	9-4-8	0-0-1	4-2-1	3-0-0
at Syracuse	12/18/10	77-83	L	25-16-1	11-1-13	0-1-2	6-3-2	DNP	6-6-4	7-2-1
VERMONT	12/22/10	79-84	L	14-13-1	17-5-4	12-3-2	4-3-4	2-1-1	8-9-3	11-0-0
HOFSTRA	12/29/10	87-62	W	16-12-0	17-9-11	7-0-5	9-2-1	0-1-2	15-3-0	0-0-0
at Siena	01/03/11	67-73	L	18-8-1	21-6-7	7-1-3	5-2-1	0-0-0	6-7-1	3-0-0
SAINT PETER'S	01/07/11	70-52	W	23-7-2	10-4-8	12-4-2	2-3-4	0-0-0	0-2-0	9-3-1
LOYOLA	01/09/11	86-68	W	25-10-0	13-4-11	18-5-1	0-1-2	2-0-0	13-7-1	0-1-0
at Rider	01/14/11	100-96	W	24-17-0	18-3-9	16-8-5	18-2-1	0-0-0	3-2-1	17-0-0
MARIST	01/16/11	79-41	W	6-9-0	6-1-8	10-4-1	10-1-0	9-3-4	2-6-0	22-1-0
at Niagara	01/21/11	72-66	W	10-17-0	13-0-3	10-4-2	5-4-1	2-3-2	5-6-2	15-3-1
at Canisius	01/23/11	73-75	L	11-10-0	17-2-5	2-0-1	14-1-3	2-0-0	5-8-2	5-2-0
RIDER	01/27/11	59-61	L	6-13-1	12-1-7	4-3-0	15-2-4	DNP	2-5-0	0-2-0
at Loyola	01/30/11	85-88	L	22-8-1	19-4-6	13-4-3	13-3-2	0-0-0	4-2-0	0-1-0
at Fairfield	02/04/11	71-75	L	18-7-2	5-5-1	10-2-3	9-1-4	4-2-0	12-8-1	11-0-1
MANHATTAN	02/07/11	85-67	W	20-10-2	14-2-10	8-0-2	0-1-1	6-0-3	11-10-2	17-5-1
SIENA	02/11/11	69-65	W	22-6-2	4-2-5	8-5-2	19-5-4	DNP	8-10-1	0-0-1
at Marist	02/13/11	85-70	W	15-6-0	22-4-11	19-2-2	7-2-2	2-3-0	9-8-1	0-1-0
at Manhattan	02/16/11	102-65	W	9-7-2	20-2-4	12-3-3	8-6-7	12-2-4	9-2-1	13-4-1
at Liberty	02/19/11	77-57	W	12-11-1	10-3-11	DNP	6-0-1	8-0-1	14-11-2	8-2-1
at Saint Peter's	02/25/11	73-59	W	9-11-0	10-7-5	4-2-0	12-3-1	0-1-0	8-13-1	8-4-0
FAIRFIELD	02/27/11	74-69	W	10-13-1	15-2-3	12-4-1	10-5-6	2-0-0	8-8-1	0-0-0
vs Siena	03/05/11	94-64	W	31-11-1	15-3-8	8-4-4	3-1-1	0-1-0	2-6-0	6-0-0
vs Rider	03/06/11	83-59	W	12-8-3	7-5-12	19-5-3	20-1-5	0-1-1	4-4-0	3-0-0
vs Saint Peter's	03/07/11	57-62	L	23-11-0	15-3-6	10-10-0	0-1-1	2-0-0	1-5-0	2-0-0
at Valparaiso	03/16/11	85-77	W	17-11-2	11-3-6	14-4-5	2-1-0	16-1-1	9-4-2	14-3-0

Opponent	Date	Score		23	24	33	35	44
				DEZOUVRE,R	KESIC,ALEK	SMYTH,KYLE	JAMES,JAYO	PELCHER,CH
vs Kent State	11/12/10	72-73	L	10-6-3	0-0-0	8-0-0	DNP	0-0-0
at Cleveland State	11/13/10	68-78	L	4-4-1	0-0-0	0-2-0	DNP	0-0-0
vs Bryant	11/14/10	72-74	L	8-1-0	0-1-0	14-2-1	DNP	4-4-0
RICHMOND	11/18/10	81-77	W	0-1-0	DNP	8-2-1	DNP	0-0-0
at Albany	11/23/10	86-65	W	2-1-0	0-3-0	29-2-3	DNP	3-2-0
at Norfolk State	11/30/10	73-64	W	12-3-1	0-0-0	18-1-0	DNP	DNP
CANISIUS	12/03/10	94-85	W	0-1-0	DNP	12-4-2	DNP	0-0-0
NIAGARA	12/05/10	82-58	W	0-0-0	0-0-0	17-4-0	DNP	8-4-1
at Long Island	12/08/10	88-82	W	0-0-0	DNP	6-3-2	DNP	2-1-0
FAIRLEIGH DICKINSON	12/11/10	87-66	W	3-0-0	0-0-0	16-2-2	DNP	12-4-1
at Syracuse	12/18/10	77-83	L	DNP	DNP	22-1-1	DNP	0-0-0
VERMONT	12/22/10	79-84	L	0-0-0	DNP	11-1-0	DNP	0-0-0
HOFSTRA	12/29/10	87-62	W	0-0-0	DNP	16-1-1	DNP	7-3-2
at Siena	01/03/11	67-73	L	DNP	DNP	5-2-0	DNP	2-2-0
SAINT PETER'S	01/07/11	70-52	W	3-1-0	DNP	7-3-2	DNP	4-2-1
LOYOLA	01/09/11	86-68	W	5-1-0	DNP	8-2-2	DNP	2-5-0
at Rider	01/14/11	100-96	W	2-0-1	DNP	2-2-1	DNP	0-0-0
MARIST	01/16/11	79-41	W	2-1-1	DNP	8-1-2	DNP	4-6-0
at Niagara	01/21/11	72-66	W	DNP	DNP	12-2-1	DNP	0-0-0
at Canisius	01/23/11	73-75	L	0-0-1	DNP	13-6-1	DNP	4-3-1
RIDER	01/27/11	59-61	L	2-1-0	DNP	17-5-2	1-2-0	DNP
at Loyola	01/30/11	85-88	L	3-3-2	DNP	7-1-0	0-0-0	4-1-1
at Fairfield	02/04/11	71-75	L	2-1-0	DNP	0-0-0	0-0-0	0-0-0
MANHATTAN	02/07/11	85-67	W	1-1-0	DNP	8-5-1	0-1-0	0-1-0
SIENA	02/11/11	69-65	W	DNP	DNP	6-3-3	2-0-0	0-0-0
at Marist	02/13/11	85-70	W	DNP	DNP	3-1-2	2-2-0	6-2-0
at Manhattan	02/16/11	102-65	W	6-0-0	DNP	0-1-0	0-2-2	13-5-2
at Liberty	02/19/11	77-57	W	2-0-0	DNP	17-5-1	0-0-1	0-2-2
at Saint Peter's	02/25/11	73-59	W	6-0-1	DNP	14-4-1	0-1-0	2-3-0
FAIRFIELD	02/27/11	74-69	W	2-1-1	DNP	9-1-1	DNP	6-6-0
vs Siena	03/05/11	94-64	W	10-5-0	DNP	16-3-4	1-0-3	2-0-0
vs Rider	03/06/11	83-59	W	4-2-0	DNP	5-5-2	0-1-0	9-3-0
vs Saint Peter's	03/07/11	57-62	L	2-2-0	DNP	0-0-0	DNP	2-1-0
at Valparaiso	03/16/11	85-77	W	2-0-0	DNP	DNP	DNP	0-2-0

# 2010-11 Iona College Season/Career Stats

## SEASON STATISTICS

## CAREER STATISTICS

SUMMARY	gp-gs	min/g	fg%	3fg%	ft%	r/g	a/g	stl	blk	pts/g	gp-gs	min/g	fg%	3fg%	ft%	r/g	a/g	stl	blk	pts/g
Glover, Mike	34-34	34.4	.608	.000	.618	10.2	0.9	26	29	18.2	34-34	34.4	.608	.000	.618	10.2	0.9	26	29	18.2
Machado, Scott	34-33	33.9	.419	.331	.667	3.9	7.5	41	6	13.5	96-89	29.8	.410	.323	.719	3.5	5.5	130	10	11.8
Smyth, Kyle	33-33	27.3	.451	.393	.674	2.3	1.2	36	2	10.1	65-61	26.2	.439	.405	.699	2.6	1.2	73	12	9.1
Jenkins, Jermel	34-15	28.0	.388	.376	.765	2.5	2.8	42	1	9.4	95-27	25.8	.377	.374	.717	2.2	2.5	97	1	7.3
Dwight, Rashon	33-22	23.5	.406	.415	.792	2.8	2.2	47	15	8.7	122-88	23.9	.377	.329	.747	2.9	2.3	143	52	6.7
Rodriguez, Alejo	33-31	24.5	.691	.000	.532	6.7	1.0	25	34	6.7	116-85	21.2	.608	.000	.475	6.0	0.7	83	97	6.7
Armand, Sean	34-1	10.0	.401	.403	.650	1.3	0.3	10	2	5.6	34-1	10.0	.401	.403	.650	1.3	0.3	10	2	5.6
Dezouvre, Randy	29-0	7.6	.463	.000	.543	1.2	0.4	8	4	3.2	29-0	7.6	.463	.000	.543	1.2	0.4	8	4	3.2
Pelcher, Chris	32-1	9.1	.607	.000	.579	1.9	0.3	5	14	3.0	52-2	8.0	.584	.000	.558	1.8	0.3	9	16	2.6
Fields, Trinity	30-0	6.6	.478	.320	.895	0.7	0.7	10	0	2.3	89-16	12.3	.346	.322	.796	1.1	0.9	37	2	3.3
James, Jayon	11-0	6.7	.222	.000	.400	0.8	0.5	4	2	0.5	11-0	6.7	.222	.000	.400	0.8	0.5	4	2	0.5
Kesic, Aleksandar	7-0	2.6	.000	.000	.000	0.6	0.0	0	0	0.0	7-0	2.6	.000	.000	.000	0.6	0.0	0	0	0.0

SCORING	fg-fga	fg%	3fg-fga	3fg%	ft-fta	ft%	pts	pts/g	fg-fga	fg%	3fg-fga	3fg%	ft-fta	ft%	pts	pts/g
Glover, Mike	236-388	.608	0-3	.000	147-238	.618	619	18.2	236-388	.608	0-3	.000	147-238	.618	619	18.2
Machado, Scott	157-375	.419	39-118	.331	106-159	.667	459	13.5	364-887	.410	82-254	.323	325-452	.719	1135	11.8
Smyth, Kyle	114-253	.451	75-191	.393	31-46	.674	334	10.1	195-444	.439	128-316	.405	72-103	.699	590	9.1
Jenkins, Jermel	112-289	.388	68-181	.376	26-34	.765	318	9.4	237-628	.377	131-350	.374	86-120	.717	691	7.3
Dwight, Rashon	88-217	.406	34-82	.415	76-96	.792	286	8.7	264-701	.377	76-231	.329	215-288	.747	819	6.7
Rodriguez, Alejo	94-136	.691	0-0	.000	33-62	.532	221	6.7	320-526	.608	0-0	.000	135-284	.475	775	6.7
Armand, Sean	65-162	.401	48-119	.403	13-20	.650	191	5.6	65-162	.401	48-119	.403	13-20	.650	191	5.6
Dezouvre, Randy	37-80	.463	0-8	.000	19-35	.543	93	3.2	37-80	.463	0-8	.000	19-35	.543	93	3.2
Pelcher, Chris	37-61	.607	0-0	.000	22-38	.579	96	3.0	52-89	.584	0-0	.000	29-52	.558	133	2.6
Fields, Trinity	22-46	.478	8-25	.320	17-19	.895	69	2.3	92-266	.346	38-118	.322	74-93	.796	296	3.3
James, Jayon	2-9	.222	0-3	.000	2-5	.400	6	0.5	2-9	.222	0-3	.000	2-5	.400	6	0.5
Kesic, Aleksandar	0-6	.000	0-2	.000	0-0	.000	0	0.0	0-6	.000	0-2	.000	0-0	.000	0	0.0

TOTALS	o-reb	d-reb	t-reb	pf	fo	ast	to	a/to	o-reb	d-reb	t-reb	pf	fo	ast	to	a/to
Glover, Mike	127	221	348	92	4	32	79	0.4	127	221	348	92	4	32	79	0.4
Machado, Scott	32	101	133	85	2	254	122	2.1	75	262	337	225	3	526	323	1.6
Smyth, Kyle	18	59	77	67	1	39	20	2.0	39	133	172	137	2	81	48	1.7
Jenkins, Jermel	20	64	84	45	0	96	53	1.8	46	162	208	131	0	235	155	1.5
Dwight, Rashon	23	70	93	79	1	73	58	1.3	88	263	351	301	11	285	236	1.2
Rodriguez, Alejo	85	135	220	94	3	34	35	1.0	304	397	701	321	10	85	143	0.6
Armand, Sean	13	30	43	29	0	11	14	0.8	13	30	43	29	0	11	14	0.8
Dezouvre, Randy	13	23	36	35	0	12	13	0.9	13	23	36	35	0	12	13	0.9
Pelcher, Chris	22	40	62	50	0	11	11	1.0	32	59	91	72	0	13	15	0.9
Fields, Trinity	2	19	21	17	0	21	14	1.5	14	83	97	83	0	77	79	1.0
James, Jayon	2	7	9	11	0	6	10	0.6	2	7	9	11	0	6	10	0.6
Kesic, Aleksandar	1	3	4	3	0	0	0	0.0	1	3	4	3	0	0	0	0.0

# 2010-11 Iona College Combined Statistics - Home Games

RECORD:	OVERALL	HOME	AWAY	NEUTRAL
ALL GAMES	11-2	11-2	0-0	0-0
CONFERENCE	8-1	8-1	0-0	0-0
NON-CONFERENCE	3-1	3-1	0-0	0-0

		Total					3-Point		F-Throw		Rebounds											
##	Player	gp-gs	min	avg	fg-fga	fg%	3fg-fga	3fg%	ft-fa	ft%	off	def	tot	avg	pf	dq	a	to	blk	stl	pts	avg
01	Glover, Mike	13-13	455	35.0	104-171	.608	0-1	.000	44-78	.564	45	102	147	11.3	35	3	12	39	14	11	252	19.4
03	Machado, Scott	13-12	435	33.5	57-141	.404	11-39	.282	51-78	.654	11	40	51	3.9	29	0	103	34	1	16	176	13.5
33	Smyth, Kyle	13-13	379	29.2	52-109	.477	29-72	.403	10-16	.625	8	26	34	2.6	24	0	19	8	0	14	143	11.0
10	Jenkins, Jermel	13-7	367	28.2	42-112	.375	23-69	.333	10-14	.714	10	30	40	3.1	16	0	45	16	0	15	117	9.0
05	Dwight, Rashon	13-7	279	21.5	35-75	.467	13-31	.419	24-34	.706	9	20	29	2.2	28	1	20	23	7	18	107	8.2
21	Rodriguez, Alejo	13-13	330	25.4	38-55	.691	0-0	.000	14-26	.538	43	51	94	7.2	42	1	14	16	13	9	90	6.9
22	Armand, Sean	13-0	128	9.8	22-56	.393	18-45	.400	0-0	.000	3	12	15	1.2	11	0	4	4	1	3	62	4.8
44	Pelcher, Chris	12-0	112	9.3	16-28	.571	0-0	.000	11-18	.611	11	20	31	2.6	19	0	5	3	6	2	43	3.6
11	Fields, Trinity	10-0	69	6.9	7-16	.438	1-9	.111	6-7	.857	1	5	6	0.6	8	0	12	3	0	4	21	2.1
23	Dezouvre, Randy	12-0	69	5.8	6-16	.375	0-2	.000	6-14	.429	2	6	8	0.7	12	0	2	3	1	1	18	1.5
35	James, Jayon	3-0	23	7.7	1-5	.200	0-2	.000	1-2	.500	1	2	3	1.0	5	0	0	4	2	1	3	1.0
24	Kesic, Aleksandar	2-0	4	2.0	0-1	.000	0-0	.000	0-0	.000	0	0	0	0.0	0	0	0	0	0	0	0	0.0
Team											16	20	36				2					
Total.....		13	2650		380-785	.484	95-270	.352	177-287	.617	160	334	494	38.0	229	5	236	155	45	94	1032	79.4
Opponents.....		13	2650		297-708	.419	78-218	.358	183-269	.680	129	310	439	33.8	263	6	138	197	29	69	855	65.8

TEAM STATISTICS	ION	OPP
SCORING	1032	855
Points per game	79.4	65.8
Scoring margin	+13.6	-
FIELD GOALS-ATT	380-785	297-708
Field goal pct	.484	.419
3 POINT FG-ATT	95-270	78-218
3-point FG pct	.352	.358
3-pt FG made per game	7.3	6.0
FREE THROWS-ATT	177-287	183-269
Free throw pct	.617	.680
F-Throws made per game	13.6	14.1
REBOUNDS	494	439
Rebounds per game	38.0	33.8
Rebounding margin	+4.2	-
ASSISTS	236	138
Assists per game	18.2	10.6
TURNOVERS	155	197
Turnovers per game	11.9	15.2
Turnover margin	+3.2	-
Assist/turnover ratio	1.5	0.7
STEALS	94	69
Steals per game	7.2	5.3
BLOCKS	45	29
Blocks per game	3.5	2.2
ATTENDANCE	27579	0
Home games-Avg/Game	13-2121	0-0
Neutral site-Avg/Game	-	0-0

Date	Opponent		Score	Att.
11/18/10	RICHMOND	W02	81-77	2611
* 12/03/10	CANISIUS	W	94-85	2527
* 12/05/10	NIAGARA	W	82-58	1711
12/11/10	FAIRLEIGH DICKINSON	W	87-66	1843
12/22/10	VERMONT	L	79-84	2611
12/29/10	HOFSTRA	W	87-62	2085
* 01/07/11	SAINT PETER'S	W	70-52	1359
* 01/09/11	LOYOLA	W	86-68	1624
* 01/16/11	MARIST	W	79-41	1625
* 01/27/11	RIDER	L	59-61	2148
* 02/07/11	MANHATTAN	W	85-67	2213
* 02/11/11	SIENA	W	69-65	2611
* 02/27/11	FAIRFIELD	W	74-69	2611

! = 2010 World Vision Classic - Cleveland, OH

@ = 2011 Spark Engery MAAC Championship - Bridgeport, CT

# = 2011 CollegeInsider.com Postseason Tournament

\* = MAAC game

Score by Periods	1st	2nd	OT	OT2	Totals
Iona College	508	510	6	8	1032
Opponents	385	460	6	4	855

# 2010-11 Iona College Combined Team Statistics

RECORD:	OVERALL	HOME	AWAY	NEUTRAL
ALL GAMES	23-11	11-2	10-6	2-3
CONFERENCE	13-5	8-1	5-4	0-0
NON-CONFERENCE	10-6	3-1	5-2	2-3

#	Player	gp-gs	min	avg	Total		3-Point		F-Throw		Rebounds				pf	dq	a	to	blk	stl	pts	avg
					fg-fga	fg%	3fg-fga	3fg%	ft-fa	ft%	off	def	tot	avg								
01	Glover, Mike	34-34	1169	34.4	236-388	.608	0-3	.000	147-238	.618	127	221	348	10.2	92	4	32	79	29	26	619	18.2
03	Machado, Scott	34-33	1153	33.9	157-375	.419	39-118	.331	106-159	.667	32	101	133	3.9	85	2	254	122	6	41	459	13.5
33	Smyth, Kyle	33-33	900	27.3	114-253	.451	75-191	.393	31-46	.674	18	59	77	2.3	67	1	39	20	2	36	334	10.1
10	Jenkins, Jermel	34-15	952	28.0	112-289	.388	68-181	.376	26-34	.765	20	64	84	2.5	45	0	96	53	1	42	318	9.4
05	Dwight, Rashon	33-22	776	23.5	88-217	.406	34-82	.415	76-96	.792	23	70	93	2.8	79	1	73	58	15	47	286	8.7
21	Rodriguez, Alejo	33-31	808	24.5	94-136	.691	0-0	.000	33-62	.532	85	135	220	6.7	94	3	34	35	34	25	221	6.7
22	Armand, Sean	34-1	341	10.0	65-162	.401	48-119	.403	13-20	.650	13	30	43	1.3	29	0	11	14	2	10	191	5.6
23	Dezouvre, Randy	29-0	220	7.6	37-80	.463	0-8	.000	19-35	.543	13	23	36	1.2	35	0	12	13	4	8	93	3.2
44	Pelcher, Chris	32-1	292	9.1	37-61	.607	0-0	.000	22-38	.579	22	40	62	1.9	50	0	11	11	14	5	96	3.0
11	Fields, Trinity	30-0	197	6.6	22-46	.478	8-25	.320	17-19	.895	2	19	21	0.7	17	0	21	14	0	10	69	2.3
35	James, Jayon	11-0	74	6.7	2-9	.222	0-3	.000	2-5	.400	2	7	9	0.8	11	0	6	10	2	4	6	0.5
24	Kesic, Aleksandar	7-0	18	2.6	0-6	.000	0-2	.000	0-0	.000	1	3	4	0.6	3	0	0	0	0	0	0	0.0
Team											49	60	109		1		5					
Total.....		34	6900		964-2022	.477	272-732	.372	492-752	.654	407	832	1239	36.4	608	11	589	434	109	254	2692	79.2
Opponents.....		34	6900		844-1909	.442	211-600	.352	461-670	.688	343	800	1143	33.6	659	15	421	504	120	217	2360	69.4

TEAM STATISTICS	ION	OPP
SCORING	2692	2360
Points per game	79.2	69.4
Scoring margin	+9.8	-
FIELD GOALS-ATT	964-2022	844-1909
Field goal pct	.477	.442
3 POINT FG-ATT	272-732	211-600
3-point FG pct	.372	.352
3-pt FG made per game	8.0	6.2
FREE THROWS-ATT	492-752	461-670
Free throw pct	.654	.688
F-Throws made per game	14.5	13.6
REBOUNDS	1239	1143
Rebounds per game	36.4	33.6
Rebounding margin	+2.8	-
ASSISTS	589	421
Assists per game	17.3	12.4
TURNOVERS	434	504
Turnovers per game	12.8	14.8
Turnover margin	+2.1	-
Assist/turnover ratio	1.4	0.8
STEALS	254	217
Steals per game	7.5	6.4
BLOCKS	109	120
Blocks per game	3.2	3.5
ATTENDANCE	27579	62913
Home games-Avg/Game	13-2121	16-3068
Neutral site-Avg/Game	-	5-2764

Score by Periods	1st	2nd	OT	OT2	Totals
Iona College	1276	1383	25	8	2692
Opponents	1043	1289	24	4	2360

Date	Opponent	Score	Att.
! 11/12/10	vs Kent State	L 72-73	1450
! 11/13/10	at Cleveland State	L 68-78	1561
! 11/14/10	vs Bryant	L 72-74	2805
11/18/10	RICHMOND	W <sup>o2</sup> 81-77	2611
11/23/10	at Albany	W 86-65	1248
11/30/10	at Norfolk State	W 73-64	1002
* 12/03/10	CANISIUS	W 94-85	2527
* 12/05/10	NIAGARA	W 82-58	1711
12/08/10	at Long Island	W 88-82	1185
12/11/10	FAIRLEIGH DICKINSON	W 87-66	1843
12/18/10	at Syracuse	L 77-83	17871
12/22/10	VERMONT	L 79-84	2611
12/29/10	HOFSTRA	W 87-62	2085
* 01/03/11	at Siena	L 67-73	5850
* 01/07/11	SAINT PETER'S	W 70-52	1359
* 01/09/11	LOYOLA	W 86-68	1624
* 01/14/11	at Rider	W <sup>o1</sup> 100-96	1650
* 01/16/11	MARIST	W 79-41	1625
* 01/21/11	at Niagara	W 72-66	1651
* 01/23/11	at Canisius	L 73-75	1075
* 01/27/11	RIDER	L 59-61	2148
* 01/30/11	at Loyola	L <sup>o1</sup> 85-88	719
* 02/04/11	at Fairfield	L 71-75	4094
* 02/07/11	MANHATTAN	W 85-67	2213
* 02/11/11	SIENA	W 69-65	2611
* 02/13/11	at Marist	W 85-70	1690
* 02/16/11	at Manhattan	W 102-65	1798
02/19/11	at Liberty	W 77-57	4931
* 02/25/11	at Saint Peter's	W 73-59	1287
* 02/27/11	FAIRFIELD	W 74-69	2611
@ 03/05/11	vs Siena	W 94-64	2577
@ 03/06/11	vs Rider	W 83-59	3956
@ 03/07/11	vs Saint Peter's	L 57-62	3031
# 03/16/11	at Valparaiso	W 85-77	1482

! = 2010 World Vision Classic - Cleveland, OH

@ = 2011 Spark Engery MAAC Championship - Bridgeport, CT

# = 2011 CollegeInsider.com Postseason Tournament

\* = MAAC game



# 2010-11 Iona College Roster

## Numerical

No.	Name	Cl.	Pos.	Ht.	Wt.	Hometown/High School (Last Team)
1	Mike Glover	Jr.	F	6-7	215	Bronx, NY / Coll. of Eastern Utah
3	Scott Machado	Jr.	G	6-1	180	Queens, NY / St. Benedict's Prep (N.J.)
5	Rashon Dwight	Sr.	G	6-3	185	Newark, NJ / Bloomfield Tech
10	Jermel Jenkins	Jr.	G	5-11	185	Union, NJ / St. Patrick
11	Trinity Fields	Jr.	G	6-2	175	Queens, NY / Cardozo
21	Alejo Rodriguez	Sr.	F	6-8	235	New York, NY / Mt. St. Michael
22	Sean Armand	Fr.	G	6-2	190	Brooklyn, NY / CJEOTO Academy (N.J.)
23	Randy Dezouvre	Jr.	G-F	6-5	210	Montreal, Quebec / Monroe College (N.Y.)
24	Aleksandar Kesic	Fr.	F	6-8	210	Belgrade, Serbia / Huntington Prep (W. Va.)
32	Kristian Duravcevic	Fr.	F	6-8	215	Bronx, NY / Fordham Prep
33	Kyle Smyth	So.	G	6-4	185	River Edge, NJ / Don Bosco Prep
35	Jayon James	Fr.	G-F	6-6	225	Paterson, NJ / Paterson Catholic
44	Chris Pelcher	So.	F-C	6-10	240	Albany, NY / Albany Academy

## Alphabetical

No.	Name	Cl.	Pos.	Ht.	Wt.	Hometown/High School (Last Team)
22	Sean Armand	Fr.	G	6-2	190	Brooklyn, NY / CJEOTO Academy (N.J.)
23	Randy Dezouvre	Jr.	G-F	6-5	210	Montreal, Quebec / Monroe College (N.Y.)
32	Kristian Duravcevic	Fr.	F	6-8	215	Bronx, NY / Fordham Prep
5	Rashon Dwight	Sr.	G	6-3	185	Newark, NJ / Bloomfield Tech
11	Trinity Fields	Jr.	G	6-2	175	Queens, NY / Cardozo
1	Mike Glover	Jr.	F	6-7	215	Bronx, NY / Coll. of Eastern Utah
35	Jayon James	Fr.	G-F	6-6	225	Paterson, NJ / Paterson Catholic
10	Jermel Jenkins	Jr.	G	5-11	185	Union, NJ / St. Patrick
24	Aleksandar Kesic	Fr.	F	6-8	210	Belgrade, Serbia / Huntington Prep (W. Va.)
3	Scott Machado	Jr.	G	6-1	180	Queens, NY / St. Benedict's Prep (N.J.)
44	Chris Pelcher	So.	F-C	6-10	240	Albany, NY / Albany Academy
21	Alejo Rodriguez	Sr.	F	6-8	235	New York, NY / Mt. St. Michael
33	Kyle Smyth	So.	G	6-4	185	River Edge, NJ / Don Bosco Prep

**Head Coach:** Tim Cluess (Hofstra '83), first season

**Assistant Coaches:** Jared Grasso (Quinnipiac '02), Mark Calzonetti (Bentley '85), Garee Bryant (C.W. Post '99)

**Director of Basketball Operations:** Bob Paul (Boston College '96)

**Recruiting Coordinator:** Zak Boisvert (Fordham '10)

### By Class:

**Seniors (2)**..... Rashon Dwight  
Alejo Rodriguez

**Juniors (5)**..... Randy Dezouvre  
Trinity Fields  
Mike Glover  
Jermel Jenkins  
Scott Machado

**Sophomores (3)**..... Chris Pelcher  
Kyle Smyth

**Freshmen (3)**..... Sean Armand  
Kristian Duravcevic  
Jayon James  
Aleksandar Kesic

### By State:

**New York (7)** ..... Sean Armand\*  
Kristian Duravcevic\*  
Trinity Fields\*  
Mike Glover\*  
Scott Machado\*  
Chris Pelcher  
Alejo Rodriguez\*

**New Jersey (4)** ..... Rashon Dwight\*  
Jayon James\*  
Jermel Jenkins\*  
Kyle Smyth\*

**Quebec (1)** ..... Randy Dezouvre

**Serbia (1)** ..... Aleksandar Kesic

\* - from the New York City/Metro Area

### By Position:

**Forwards (7)** ..... Randy Dezouvre  
Kristian Duravcevic  
Mike Glover  
Jayon James  
Aleksandar Kesic  
Chris Pelcher  
Alejo Rodriguez

**Centers (2)** ..... Chris Pelcher  
Alejo Rodriguez

**Guards (9)** ..... Sean Armand  
Randy Dezouvre  
Rashon Dwight  
Trinity Fields  
Jayon James  
Jermel Jenkins  
Scott Machado  
Kyle Smyth

### Pronunciation Guide:

Tim Cluess - CLOOSE  
Mark Calzonetti - cal-zon-ETTI  
Sean Armand - are-MAND  
Randy Dezouvre - dah-ZOO-vre  
Kristian Duravcevic - door-AV-sev-ITCH

Rashon Dwight - ra-SHON  
Jayon James - Jay-ON  
Aleksandar Kesic - kes-ITCH  
Scott Machado - ma-CHA-doe  
Alejo Rodriguez - ah-LAY-ho  
Kyle Smyth - SMITHE - sounds like "eye"